



2025-26 NEW JERSEY DEVILS

# SEASON IN REVIEW GUIDE



Prudential Center

The Devils are back!

# NOW WHAT?



Here's what.  
It's time to score goals and get W's.

Tap into the rock-solid expertise of Prudential for an assist in reaching your financial goals, whatever they may be.

Learn more at [Prudential.com](https://Prudential.com)

1073831-00001-00



Plan / Invest / Insure / Retire

# NEW JERSEY DEVILS

## 2025-26 Season in Review Guide



### TABLE OF CONTENTS

#### THE FRONT OFFICE

Management .....	2-11
Coaching Staff.....	12-20

#### THE DEVILS

Player Biographies .....	21-87
--------------------------	-------

#### 2025-26 REVIEW

Final NHL/Devils' Statistics .....	90-91
Eastern Conference Day-by-Day .....	92-95
Game-by-Game.....	96-97
At Home/Away .....	98
Scoring Breakdown.....	100
Injuries/Penalties/Special Teams/Back-to-Back.....	101-102
Transactions.....	103
The Last Time In The Regular Season .....	104
2025-26 Season Highs & Lows .....	105


#### PLAYOFFS

All-Time Playoff Statistics.....	108-111
All-Time Playoff Results .....	112-118
Playoffs/OT, Sho, Hat Tricks & PS .....	120-121
Team/Individual Playoff Records .....	122-133

#### MISCELLANEOUS

Goals/Shots by Period .....	91
All-Time Multiple-Point Games .....	98
Three-Or-More Consecutive Div. Championships ...	102
Babes & Seniors .....	104
Directions to the Prudential Center .....	119
While At Prudential Center .....	129
Devils' Playoff Record Scenarios .....	133

<b>Editors:</b> Kyle McKenna
<b>Assistant Editors:</b> Pete Albietz
Nick Blackman
Caela McLoughlin
Bill Hanousek
Megan Ley
<b>Photographer:</b> Rich Graessle, Getty Images
Andrew Maclean, New Jersey Devils
<b>Layout/Typesetting:</b> Eric M. Schwartz
Mark Lithography/Kay Printing
Clifton, NJ



New Jersey Devils and the Devils' logo are registered trademarks of the New Jersey Devils.  
© 2025-26 New Jersey Devils, all rights reserved.

**DAVID BLITZER**  
**MANAGING PARTNER**



David S. Blitzer is the Founder and Managing Partner of Harris Blitzer Sports & Entertainment (HBSE), which includes the New Jersey Devils (National Hockey League), Prudential Center in Newark, New Jersey, the Philadelphia 76ers (National Basketball Association), Joe Gibbs Racing (NASCAR), and Crystal Palace F.C. (English Premier League).

David has a diverse portfolio of additional sports and entertainment properties.

He is a minority owner of the Cleveland Guardians (Major League Baseball), the Washington Commanders (National Football League), an investor in both Real Salt Lake (Major League Soccer) and the Utah Royals (National Women's Soccer League), and a partner in the Jupiter Links Golf Club Team (Tech Golf League) led by Tiger Woods. Additionally, David owns stakes in FC Augsburg of the Bundesliga, Brøndby IF of the Danish Superliga and Estoril Praia of Liga Portugal amongst other international soccer properties. He is also the co-founder of Unrivaled Sports, which oversees youth sports properties across the USA.

David is the Chairman of Blackstone's Tactical Opportunities group (Tac Opps), and a member of the firm's Management and Operating Committees. Prior to launching Tac Opps, David helped establish and lead Blackstone's European private equity business after originally joining the firm in 1991.

David and his wife Allison reside in New York City with their five children. Through their involvement with the Devils Youth Foundation and the Sixers Youth Foundation, they invest in organizations that positively impact community and youth development. They also established the Blitzer Family Foundation which further supports those goals and other philanthropic organizations.

David graduated magna cum laude from the Wharton School of the University of Pennsylvania. He currently serves on the Board of Trustees for the U.S. Olympic and Paralympic Foundation (USOPF), and the Boards of DREAM, the Riverdale Country School, the Advisory Board of the Mount Sinai Surgical Department, the Wharton Executive Board of Advisors, and the Board of Trustees at University of Pennsylvania.



**JOSH HARRIS**  
**MANAGING PARTNER**



Josh Harris is the Managing Partner of the New Jersey Devils and the Co-Founder of Harris Blitzer Sports & Entertainment (HBSE). In connection with the HBSE portfolio, he is also the Managing Partner of the Washington Commanders and Managing Partner of the Philadelphia 76ers.

Under HBSE's leadership, the Prudential Center has become one of the world's Top-10 venues, hosting a variety of events from NCAA basketball games to the Video Music Awards, live concerts and more. Through strategic investments in technology and services, HBSE has created a world class fan experience at the Prudential Center,

including bringing the Grammy Museum Experience to Pru.

Outside of HBSE, Josh is the Founder of 26North, a next-generation alternatives platform. Prior to founding 26North, Josh co-founded Apollo Global Management and spent over thirty years building the firm into the world's second-largest alternatives and largest alternative credit manager.

Across his platform – including through his foundation, Harris Philanthropies, Josh is committed to using a blend of philanthropic giving and impact investment to improve outcomes for underserved groups in communities where he has a deep connection. Specifically, Josh is focused on supporting vulnerable youth through sports and educational programming, championing equity and sustainable wealth creation in diverse communities and enhancing health, wellness and educational outcomes. Josh and Marjorie Harris were recently named to the inaugural TIME100 Philanthropy 2025 list, a list of the 100 most influential people shaping the future of giving at a pivotal moment.

Josh also serves on the Boards of Harvard Business School, the Wharton School at the University of Pennsylvania, the NBA, the NFL and the NHL. He holds an MBA from Harvard Business School, where he was named a Baker Loeb Scholar, and graduated summa cum laude from the University of Pennsylvania's Wharton School of Business with a B.S. in Economics.

Josh and his wife, Marjorie, have five children and live in Miami, Florida.



**THADDEUS “TAD” BROWN**  
**CHIEF EXECUTIVE OFFICER, HBSE/ALTERNATE GOVERNOR**



Named Chief Executive Officer by HBSE Co-Founders David Blitzler and Josh Harris on July 12, 2021, assumed role in full on August 3. In his role as CEO, Brown oversees all business and growth functions for the HBSE brand and its properties, including the New Jersey Devils (NHL), Prudential Center and Philadelphia 76ers (NBA).

Brown joined HBSE after nearly two decades with the Houston Rockets, Toyota Center and Clutch City Sports and Entertainment, 15 of which were spent as CEO. In his role in Houston, he was a member of the NBA's Board of Governors, served as the representative to the Executive Committee, and served on the league's Media Committee.

Over his tenure, Brown helped position the Rockets as one of the NBA's premier global franchises, as well as a cornerstone of the Houston community. The business thrived under his leadership, setting Toyota Center records for sellouts, attendance, total events, and customer satisfaction. Additionally, Houston hosted NBA All-Star Weekend in both 2006 and 2013, as Brown played a key role in making Toyota Center the first NBA building to have two All-Star Games over a seven-year period. His extensive knowledge of media rights helped fuel the Rockets growth, including the creation of the Houston Regional Sports Network in 2012, now established as AT&T SportsNet Southwest.

In 2017, Brown orchestrated the sale of the Rockets by Leslie Alexander to Tilman Fertitta for a then-NBA and global sports franchise record \$2.2 billion.

In addition to guiding the business growth and success of the Rockets and Toyota Center, Brown led the organization's strong community outreach and charitable endeavors. He was past President of the Houston Children's Charities, served on the Board of the Greater Houston Partnership's Opportunity Houston Committee and the Board of Central Houston, as well as the Boys & Girls Clubs of America.

Brown's move to HBSE also reunited him with longtime friend and colleague, Daryl Morey, the 76ers President of Basketball Operations. During their time together in Houston from 2007-2020, the Rockets compiled a 640-400 (.615) record, the second-best of any NBA team, while becoming one of the NBA's most successful franchises.

Prior to joining the Rockets, Brown was a Founder and President of Streetball Partners International. For more than a decade, he worked in partnership with NBC Sports and the NBA to build Streetball into the world's largest global grassroots basketball property.

Brown is a graduate of Colgate University, where he was a four-year starter and three-year captain of the varsity basketball team. He and his wife, Janice, have four daughters.



**MARTIN BRODEUR**  
**EXECUTIVE VICE PRESIDENT, HOCKEY OPERATIONS**



Brodeur is currently Executive Vice President, to Hockey Operations, a position he was named to on January 12, 2020 by Managing Partners Josh Harris and David Blitzer. His role includes improving the entire organization including development, scouting, personnel, goaltending and specific needs around the hockey operations department. For two seasons, 2018-19 and into 2019-20, Brodeur served as Executive Vice President of Business Development for the New Jersey Devils. He was named to the role on August 29, 2018 and reported to former President Hugh Weber as he worked across all departments to identify, capitalize and develop on business opportunities for the Devils, Prudential Center and the outlying community. During his time with

the organization's front office, he has created the MB30 Charity Golf Invitational which annually benefits the Devils Youth Foundation. The position marked Brodeur's return to the Devils' organization.

Brodeur, 55, is considered the best goaltender in National Hockey League history and was named to the NHL's list of 100 Greatest Players in 2017. He played 22 years in the National Hockey League, 21 of those with New Jersey. He anchored all three of the Devils' Stanley Cup Championships, leading them to the top of the league in 1995, 2000 and 2003. He backstopped the team to five Eastern Conference titles, and a total of 17 playoff appearances. In 205 career playoff games, Brodeur went 113-91 with a 2.02 GAA and .919 save percentage, and posted 24 shutouts. Brodeur's name is etched throughout the NHL's record books and he currently sits atop numerous categories, including: regular season wins (691), single season wins (48, '06-'07), overtime wins (69), games played (1,266), games played with a single team (1,260), regular season shutouts (125), playoff shutouts (24), minutes played (74,083), 40-win seasons (8), 30-win seasons (13), shutouts in a playoff campaign (7, '03) and shutouts in a Stanley Cup final (tie: 3, '03). He is the youngest goalie to reach 300, 400 and 500 career wins, and is the only goalie to reach 600 career wins. During his Devils career, Brodeur was named to the 1994 All-Rookie Team and won the Calder Memorial Trophy for the League's top first year player; he won the Vezina Trophy as the League's top goaltender four times; he was awarded the William M. Jennings Trophy for fewest team goals against five times; and was named to the NHL's First All-Star Team twice and Second All-Star Team four times, appearing in a total of 10 NHL All-Star Games. Brodeur's legendary career began at the 1990 NHL Entry Draft when the Devils selected him with the 20th overall pick. Internationally, Brodeur has competed for Team Canada in three Olympic Winter Games, winning Gold in 2002 and 2010. In the IIHF World Championships, Brodeur led Team Canada to Silver in 1996 and 2005, while leading his countrymen to the championship title in the 2004 World Cup of Hockey.

Brodeur retired from professional hockey on January 29, 2015 after a six-game tenure with the St. Louis Blues. Following his retirement, Brodeur joined the Blues' front office and most recently served as Assistant General Manager. His No. 30 was retired by New Jersey on February 9, 2016, he is honored with his statue outside of Prudential Center in Newark. He was inducted into the Hockey Hall of Fame on November 12, 2018. Brodeur will be inducted into the New Jersey Hall of Fame in November of 2025.

**NHL PLAYING RECORD**

YEAR	TEAM	LEAGUE	REGULAR SEASON							PLAYOFFS							
			GP	W	L	O/T	MIN	GA	SO	AVG	GP	W	L	MIN	GA	SO	AVG
1991-92	DEVILS	NHL	4	2	1	0	179	10	0	3.36	1	0	1	32	3	0	5.61
1993-94	DEVILS	NHL	47	27	11	8	2625	105	3	2.40	17	8	9	1171	38	1	1.95
1994-95	DEVILS	NHL	40	19	11	6	2184	89	3	2.44	20	16	4	1222	34	3	1.67
1995-96	DEVILS	NHL	77	34	30	12	4433	173	6	2.34	-	-	-	-	-	-	-
1996-97	DEVILS	NHL	67	37	14	13	3838	120	10	1.88	10	5	5	659	19	2	1.73
1997-98	DEVILS	NHL	70	43	17	8	4128	130	10	1.89	6	2	4	366	12	0	1.97
1998-99	DEVILS	NHL	70	39	21	10	4239	162	4	2.29	7	3	4	425	20	0	2.83
1999-00	DEVILS	NHL	72	43	20	8	4312	161	6	2.24	23	16	7	1450	39	2	1.61
2000-01	DEVILS	NHL	72	42	17	11	4297	166	9	2.32	25	15	10	1505	52	4	2.07
2001-02	DEVILS	NHL	73	38	26	9	4347	156	4	2.15	6	2	4	381	9	1	2.07
2002-03	DEVILS	NHL	73	41	23	9	4374	147	9	2.02	24	16	8	1491	41	7	1.65
2003-04	DEVILS	NHL	75	38	26	11	4555	154	11	2.03	5	1	4	298	13	0	2.62
2005-06	DEVILS	NHL	73	43	23	7	4365	187	5	2.57	9	5	4	533	20	1	2.25
2006-07	DEVILS	NHL	78	48	23	7	4697	171	12	2.18	11	5	6	688	28	1	2.44
2007-08	DEVILS	NHL	77	44	27	6	4635	168	4	2.17	5	1	4	301	16	0	3.19
2008-09	DEVILS	NHL	31	19	9	3	1814	73	5	2.42	7	3	4	427	17	1	2.39
2009-10	DEVILS	NHL	77	45	25	6	4499	168	9	2.24	5	1	4	299	15	0	3.01
2010-11	DEVILS	NHL	56	23	26	3	3116	127	6	2.45	-	-	-	-	-	-	-
2011-12	DEVILS	NHL	59	31	21	4	3392	136	3	2.41	24	14	9	1471	52	1	2.12
2012-13	DEVILS	NHL	29	13	9	7	1757	65	2	2.22	-	-	-	-	-	-	-
2013-14	DEVILS	NHL	39	19	14	6	2297	96	3	2.51	-	-	-	-	-	-	-
2014-15	St. Louis	NHL	7	3	3	0	356	17	1	2.87	-	-	-	-	-	-	-
<b>DEVILS TOTALS</b>			<b>1259</b>	<b>688</b>	<b>394</b>	<b>154</b>	<b>74083</b>	<b>2764</b>	<b>124</b>	<b>2.24</b>	<b>205</b>	<b>113</b>	<b>91</b>	<b>12719</b>	<b>428</b>	<b>24</b>	<b>2.02</b>
<b>NHL TOTALS</b>			<b>1266</b>	<b>691</b>	<b>397</b>	<b>154</b>	<b>74439</b>	<b>2781</b>	<b>125</b>	<b>2.24</b>	<b>205</b>	<b>113</b>	<b>91</b>	<b>12719</b>	<b>428</b>	<b>24</b>	<b>2.02</b>

QMJHL All-Rookie Team (1990) • QMJHL Second All-Star Team (1992) • Won Calder Memorial Trophy (Top NHL Rookie) (1994) • NHL/Upper Deck All-Rookie Team (1994) • Won William M. Jennings Trophy (Fewest Team Goals Allowed) (1997, 1998, 2003, 2004, 2010) • NHL Second All-Star Team (1997, 1998, 2006, 2008) • Played in NHL All-Star Game (1996 to 2001, 2003, 2004, 2007) • Won Vezina Trophy (Top NHL Goaltender) (2003, 2004, 2007, 2008) • NHL First All-Star Team (2003, 2004, 2007) • World Cup All-Tournament Team (2004) • Inducted into the Hockey Hall of Fame (2018)



**KATE MADIGAN**  
**VICE PRESIDENT/ASSISTANT GENERAL MANAGER**



On July 6, 2022, Madigan became the first female Assistant General Manager in New Jersey franchise history and sixth in NHL history. Madigan serves as part of the small group that organization leans on for key input, strategy and decision making which includes roster construction at the pro and amateur levels, transactions, hockey personnel decisions, athlete care, team operations, facilities management, budget and as part of the team's management travel party.

Madigan was promoted from her role as Executive Director, Hockey Management/Operations, which she was in the fall of 2020. She previously served as Assistant, Player Information/Video from 2017-19, and was Director of Pro Scouting Operations for two seasons (2019-20 and 2020-21). Previously, Madigan oversaw the scheduling and reports for the pro scouting staff, while working with the coaches, management, and video staff throughout the year.

Madigan holds a master's in accounting and a bachelor's in business administration from Northeastern University. She has lent her time to events for Women's Sports Foundation and Women in Sports & Events. In 2022, completed a TEDxBoston talk on her work in the Devils front office, titled: In the Sports Management Suite, The Present is Female. She is passionate about advancing the equality of women in sports and has lent her time to events for Women's Sports Foundation and Northeastern Athletics, where she was a part of the Track & Field team as a Hurdler & Sprinter.



## SHELDON KEEFE

### HEAD COACH



Keefe, 45, completed his second season with New Jersey, after spending five seasons as head coach of the Toronto Maple from 2019-20 to 2023-24.. He took over the Toronto head coaching job on Nov. 20, 2019. He recorded a 212-97-40 career record (.665 pts%) during his tenure with the Maple Leafs and his regular season win total ranks fifth all-time in Toronto's franchise history. His points percentage places him first among all head coaches in Toronto's franchise history. Keefe was the second fastest coach in NHL history (tie, B. Boudreau) to accumulate 200 wins in an NHL career, behind Dan Bylsma with Pittsburgh. He led Toronto to five consecutive postseason appearances and

earned a 16-21 record in 37 career Stanley Cup Playoff games.

Keefe coached in his 500th career NHL game on March 20, 2026, at Washington. His 289 career wins rank tied with Toe Blake (MTL) for the sixth most wins all-time for NHL head coaches at the point of the 500-game milestone.

In 2021-22, under Keefe, the Maple Leafs set a single-season franchise record with 54 wins and 115 points, while also winning 50+ games in consecutive years from 2021-22 to 2022-23. His teams did not register a points percentage lower than .622 in any season. Toronto's 1,239 goals scored under Keefe's guidance ranked second in the NHL behind only Colorado (1,241). Toronto's power play finished first in the NHL (27.3%) in 2021-22, which also set a Toronto franchise record. The team's overall 24.9 power-play percentage under Keefe ranked second in the NHL behind Edmonton (28.2%).

Before joining the Maple Leafs, Keefe was head coach for Toronto's American Hockey League affiliate, the Marlies from 2015-16 until his promotion to the NHL in November 2019. Keefe earned a career 199-89-22-9 regular-season record in the AHL with the Marlies and led the team to its first-ever Calder Cup Championship in 2018. The Marlies also won the Macgregor Kilpatrick Trophy as AHL regular season champions on two occasions (2016 & 2018).

Keefe improved to 4-0-0 in NHL games played outside of North America, after the Devils swept Buffalo at the NHL Global Series in Prague, Czechia from Oct. 4 to Oct. 5. He became the first NHL head coach to win his first four career games outside of North America. He later coached in his 400th career game on Jan. 25, 2025. Keefe earned his 250 career regular-season win in his 422nd career game, which ranks fourth all-time for the fewest games coached to earn 250 career wins.

A native of Brampton, Ontario, he began his coaching and front office career in 2006-07 with Pembroke of the Central Canada Hockey League (CCHL). Keefe led Pembroke to a CCHL title in his first season, where he served as head coach and general manager. Overall, Pembroke won five consecutive CCHL titles from 2006-07 to 2010-11 with Keefe serving in a management and coaching capacity. Keefe continued his coaching career with Sault. Ste. Marie of the Ontario Hockey League (OHL) from 2012-13 to 2014-15, and the team clinched postseason berths in all three seasons.

As a player, Keefe was selected by Tampa Bay in the second round, 47th overall, in the 1999 NHL Draft. The right wing played in 125 career NHL games with Tampa Bay from 2000-01 to 2002-03. Keefe totaled 120 career games at the AHL level (2001-02 to 2004-05) with Springfield, Hershey, and Utah. He also played in 13 games during the 2000-01 season with Detroit of the International Hockey League (IHL).

Keefe played three seasons in the OHL with Toronto and Barrie, where he was named OHL Rookie of the Year in 1999 with Barrie. He also helped Barrie win an OHL title in 2000 when he won the Eddie Powers Trophy as the league's top scorer with 121 points (48g-73a).

Keefe and his wife Jackie have two sons, Landon and Wyatt.

### COACHING RECORD

YEAR	TEAM	LEAGUE	REGULAR SEASON					PLAYOFFS					
			GC	W	L	OT	PTS	PCT	GC	W	L	PCT	
2005-06	Pembroke	CJHL	Assistant Coach										
2006-07	Pembroke	CJHL	55	41	10	4	86	.783	Won championship				
2007-08	Pembroke	CCHL	GM/Head Coach										
2008-09	Pembroke	CJHL	GM/Head Coach										
2009-10	Pembroke	CJHL	GM/Head Coach										
2010-11	Pembroke	CJHL	GM/Head Coach										
2011-12	Pembroke	CJHL	GM/Head Coach										
2012-13	Pembroke	CCHL	GM/Head Coach										
	Soo	OHL	-	-	-	-	-	-					
2013-14	Soo	OHL	68	44	17	7	102	0.699					
2014-15	Soo	OHL	68	54	12	2	112	0.809					
2015-16	Toronto	AHL	76	54	16	6	114	0.750	15	8	7	.533	
2016-17	Toronto	AHL	76	42	29	4	89	0.586	11	6	5	0.545	
2017-18	Toronto*	AHL	76	54	18	2	112	0.737	20	15	5	0.750	
2018-19	Toronto	AHL	76	39	24	13	91	0.599	13	9	4	0.692	
2019-20	Toronto	AHL	15	10	2	3	23	0.767	-	-	-	-	
	Toronto	NHL	47	27	15	5	59	0.628	5	2	3	0.400	
2020-21	Toronto	NHL	56	35	14	7	77	0.688	7	3	4	0.429	
2021-22	Toronto	NHL	82	54	21	7	115	0.701	7	3	4	0.429	
2022-23	Toronto	NHL	82	50	21	11	111	0.677	11	5	6	0.455	
2023-24	Toronto	NHL	82	46	26	10	102	0.622	7	3	4	0.429	
2024-25	DEVILS	NHL	82	42	33	7	91	0.555	5	1	4	0.200	
2025-26	DEVILS	NHL	82	42	37	3	87	0.530	-	-	-	--	
	<b>DEVILS TOTALS</b>		<b>164</b>	<b>84</b>	<b>70</b>	<b>10</b>	<b>178</b>	<b>0.543</b>	<b>5</b>	<b>1</b>	<b>4</b>	<b>0.200</b>	
	<b>NHL TOTALS</b>		<b>513</b>	<b>296</b>	<b>167</b>	<b>50</b>	<b>642</b>	<b>0.626</b>	<b>42</b>	<b>17</b>	<b>25</b>	<b>0.405</b>	

\*Won Calder Cup Trophy

### PROFESSIONAL PLAYING RECORD

YEAR	TEAM	LEAGUE	REGULAR SEASON					PLAYOFFS				
			GP	G	A	PTS	PIM	GP	G	A	PTS	PIM
1998-99	Toronto St. Michaels	OHL	38	37	37	74	80	-	-	-	-	-
1998-99	Barrie	OHL	28	14	28	42	60	10	5	5	10	31
1999-00	Barrie*	OHL	66	48	73	121	95	25	10	13	23	41
2000-01	Detroit	IHL	13	7	5	12	23	-	-	-	-	-
	Tampa Bay	NHL	49	4	0	4	38	-	-	-	-	-
2001-02	Tampa Bay	NHL	39	6	7	13	16	-	-	-	-	-
	Springfield	AHL	24	9	9	18	26	-	-	-	-	-
2002-03	Tampa Bay	NHL	37	2	5	7	24	-	-	-	-	-
	Springfield	AHL	33	16	15	31	28	6	0	0	0	4
2003-04	Hershey	AHL	59	16	16	32	82	-	-	-	-	-
2004-05	Utah	AHL	4	0	1	1	0	-	-	-	-	-
	<b>NHL TOTALS</b>		<b>125</b>	<b>12</b>	<b>12</b>	<b>24</b>	<b>78</b>	-	-	-	-	-

\*Won championship



**JEREMY COLLITON**  
**ASSISTANT COACH**



Colliton, 41, was named an assistant coach to join head coach Sheldon Keefe's staff on June 11, 2024. Colliton completed the on-ice coaching staff which includes fellow assistants Brad Shaw, Sergei Brylin, and Goaltending Coach Dave Rogalski.

Colliton was the head coach of the Abbotsford Canucks, Vancouver's AHL affiliate, from 2022-23 to 2023-24. In his two regular seasons at the helm of Abbotsford, he posted identical records of 40-25-7 and led them to the Calder Cup Playoffs.

Colliton also has head coaching experience in the National Hockey League, serving as the head coach of the Chicago Blackhawks for parts of four seasons (2018-19 to 2021-22). At the time of his hiring, he was the youngest coach in the NHL and over his tenure guided the Blackhawks to a record of 87-92-26 (488 points %). At the time of his hiring by the Blackhawks on November 6, 2018, Colliton was coaching his second season with their AHL affiliate in Rockford. In 2017-18, his first season with Rockford, the team advanced to the Western Conference Finals. Colliton finished with a career record of 46-31-0-11 in 88 games with the IceHogs.

He has also served as head coach for Mora IK in HockeyAllsvenskan, between 2013-14 and 2016-17. At the time, HockeyAllsvenskan was in Sweden's second league, and he led the team to SHL promotion in his final season with the club.

Colliton was originally named assistant coach for Team Canada at the 2022 Winter Olympic Games in Beijing, before taking over the head coaching duties when Claude Julien was unable to serve in the capacity due to an injury.

A native of Blackie, Alberta, the New York Islanders selected Colliton in the second round, 58th overall, at the 2003 NHL Draft. He played six seasons in the Islanders' organization at the NHL and AHL levels, from 2005-06 through 2011-12. The center scored three goals and three assists in 57 career NHL games and while in the American Hockey League with Bridgeport, scored 203 points (77g-126a) in 326 AHL games. Colliton represented his home country at the 2003 World Junior Under-18 Championships (Gold), 2004 World Junior Championship (Gold) and 2005 World Juniors (Silver).

**COACHING RECORD**

YEAR	TEAM	LEAGUE	REGULAR SEASON					PLAYOFFS				
			GC	W	L	OT	PTS	PCT	GC	W	L	PCT
2017-18	Rockford	AHL	76	40	28	8	88	5.79	13	9	4	.692
2018-19	Rockford	AHL	12	6	3	3	15	0.625	-	-	-	-
	Chicago	NHL	67	30	28	9	69	0.515	-	-	-	-
2019-20	Chicago	NHL	70	32	30	8	72	0.514	9	4	5	.444
2020-21	Chicago	NHL	56	24	25	7	55	0.491	-	-	-	-
2021-22	Chicago	NHL	12	1	9	2	4	0.167	-	-	-	-
2022-23	Abbotsford	AHL	72	40	25	7	87	0.604	6	3	3	.500
2023-24	Abbotsford	AHL	72	40	25	7	87	0.604	6	2	4	.333
2024-25	DEVILS	NHL					Assistant Coach					
2025-26	DEVILS	NHL					Assistant Coach					
	<b>NHL TOTALS</b>		<b>205</b>	<b>87</b>	<b>92</b>	<b>26</b>	<b>200</b>	<b>0.488</b>	<b>9</b>	<b>4</b>	<b>5</b>	<b>.444</b>

**PLAYING RECORD**

YEAR	TEAM	LEAGUE	REGULAR SEASON					PLAYOFFS				
			GP	G	A	PTS	PIM	GP	G	A	PTS	PIM
2001-02	Prince Albert	WHL	68	11	21	32	53	-	-	-	-	-
2002-03	Prince Albert	WHL	58	20	28	48	76	-	-	-	-	-
	Canada	WJC-18	7	1	5	6	18	-	-	-	-	-
2003-04	Prince Albert	WHL	62	24	26	50	73	6	5	5	10	8
	Canada	WJC	6	0	0	0	2	-	-	-	-	-
2004-05	Prince Albert	WHL	41	16	30	46	25	17	3	4	7	21
	Canada	WJC	1	0	0	0	0	-	-	-	-	-
2005-06	NY Islanders	NHL	19	1	1	2	6	-	-	-	-	-
	Bridgeport	AHL	66	21	32	53	44	6	0	1	1	2
2006-07	NY Islanders	NHL	1	0	0	0	0	-	-	-	-	-
	Bridgeport	AHL	45	10	12	22	32	-	-	-	-	-
2007-08	NY Islanders	NHL	16	0	0	0	0	-	-	-	-	-
	Bridgeport	AHL	65	9	11	20	44	-	-	-	-	-
2008-09	NY Islanders	NHL	6	0	1	1	2	-	-	-	-	-
	Bridgeport	AHL	56	8	28	36	36	2	0	1	1	0
2009-10	Rogle BK	Elisterien	46	11	10	21	24	10	3	3	6	8
2010-11	NY Islanders	NHL	15	2	1	3	10	-	-	-	-	-
	Bridgeport	AHL	53	18	27	45	57	-	-	-	-	-
2011-12	Bridgeport	AHL	41	11	16	27	30	-	-	-	-	-
2012-13	Bentley	Chinook HL	0	0	0	0	0	3	1	1	2	0
2013-14	Mora IK	HockeyAllsvenskan	3	0	3	3	0	-	-	-	-	-
	<b>NHL TOTALS</b>		<b>57</b>	<b>3</b>	<b>3</b>	<b>6</b>	<b>26</b>	-	-	-	-	-



**BRAD SHAW**  
**ASSISTANT COACH**



Shaw, 62, was named assistant coach on May 27, 2025. He was with the Philadelphia Flyers from 2022-23 to 2024-25. Shaw finished the 2024-25 season as the club's interim head coach, taking over from John Tortorella on March 27, 2025, and posting a 5-3-1 record. Shaw was originally hired as an associate coach on July 5, 2022.

Shaw served as an assistant coach for the Vancouver Canucks during the 2021-22 season and for the Columbus Blue Jackets from 2016-17 to 2020-21. Columbus reached the Stanley Cup Playoffs in four of his five years there.

Before his time in Columbus, Shaw served as a member of the St. Louis Blues coaching staff for ten seasons, from 2006-07 to 2011-12 as assistant coach and as an associate coach from 2012-13 to 2015-16. Shaw was behind the bench when current Executive Vice President of Hockey Operations for the Devils, Martin Brodeur, played his final NHL season with the Blues in 2014-15, and as Brodeur took the role of Assistant General Manager in 2015-16.

Shaw has an extensive coaching resume, also serving as an assistant with the New York Islanders during the 2005-06 season and finishing the year as the team's interim head coach, replacing Steve Stirling, where he coached the Islanders to an 18-18-4 record.

He served as head coach of the Cincinnati Mighty Ducks (AHL) from 2002-03 to 2004-05 and as an assistant in the AHL with the Springfield Falcons (2001-02). In 2000-01, Shaw served as the head coach of the Detroit Vipers (IHL), where he coached current Devils' Head Coach Sheldon Keefe, who was in his first professional season. Shaw started his coaching career as a player-coach with the Vipers in three of his last four professional playing seasons before his final NHL playing stint.

Born April 28, 1964, the native of Cambridge, Ontario, was selected by the Detroit Red Wings in the fifth round, 86th overall, in the 1982 NHL Entry Draft. The right-handed shot defenseman played in 377 career regular-season NHL games, accumulating 159 points (22 goals, 137 assists) and 208 penalty minutes with Hartford (212), Ottawa (149), Washington (4), and St. Louis (12) from 1985-86 to 1994-95 and 1998-99. He added 12 points (four goals, eight assists) in 23 Stanley Cup Playoff games with Hartford (19) and St. Louis (4).

Brad and his wife, Mary, an author of children's books, have two daughters- Taylore and Caroline, one son, Brady, and two grandsons- Jett and Lane.

YEAR	TEAM	LEAGUE	REGULAR SEASON					PLAYOFFS						
			GC	W	L	OT	PTS	PCT	GC	W	L	PCT		
1995-86	Detroit	IHL												
1996-97	Detroit	IHL												
1998-99	Detroit	IHL												
1999-00	Tampa Bay	NHL												
2000-01	Detroit	IHL	82	23	53	6	52	0.317	-	-	-	-	-	-
2001-02	Springfield	AHL												
2002-03	Cincinnati	AHL	80	26	35	19	71	0.444	-	-	-	-	-	-
2003-04	Cincinnati	AHL	80	29	37	14	72	0.450	7	3	4	0.428		
2004-05	Cincinnati	AHL	80	44	31	5	93	0.581	12	5	7	0.416		
2005-06	NY Islanders	NHL												
	NY Islanders	NHL	40	18	18	4	40	0.500	-	-	-	-	-	-
2006-07	St. Louis	NHL												
2007-08	St. Louis	NHL												
2008-09	St. Louis	NHL												
2009-10	St. Louis	NHL												
2010-11	St. Louis	NHL												
2011-12	St. Louis	NHL												
2012-13	St. Louis	NHL												
2013-14	St. Louis	NHL												
2014-15	St. Louis	NHL												
2015-16	St. Louis	NHL												
2016-17	Columbus	NHL												
2017-18	Columbus	NHL												
2018-19	Columbus	NHL												
2019-20	Columbus	NHL												
2020-21	Columbus	NHL												
2021-22	Vancouver	NHL												
2022-23	Philadelphia	NHL												
2023-24	Philadelphia	NHL												
2024-25	Philadelphia	NHL												
	Philadelphia	NHL	9	5	3	1	11	0.611	-	-	-	-	-	-
2025-26	DEVILS	NHL												
	<b>NHL TOTALS</b>		<b>49</b>	<b>23</b>	<b>21</b>	<b>5</b>	<b>51</b>	<b>0.520</b>	<b>-</b>	<b>-</b>	<b>-</b>	<b>-</b>	<b>-</b>	<b>-</b>

YEAR	TEAM	LEAGUE	REGULAR SEASON					PLAYOFFS				
			GP	G	A	PTS	PIM	GP	G	A	PTS	PIM
1984-85	Binghamton	AHL	24	1	10	11	4	8	1	8	9	6
	Salt Lake	IHL	44	3	29	32	25	-	-	-	-	-
1985-86	Hartford	NHL	8	0	2	2	4	-	-	-	-	
	Binghamton	AHL	64	10	44	54	33	5	0	2	2	6
1986-87	Hartford	NHL	2	0	0	0	0	-	-	-	-	
	Binghamton	AHL	77	9	30	39	43	12	1	8	9	2
1987-88	Hartford	NHL	1	0	0	0	0	-	-	-	-	
	Binghamton	AHL	73	12	50	62	50	4	0	5	5	4
1988-89	Hartford	NHL	3	1	0	1	0	3	1	0	1	0
1989-90	Hartford	NHL	64	3	32	35	30	7	2	5	7	0
1990-91	Hartford	NHL	72	4	28	32	29	6	1	2	3	2
1991-92	Hartford	NHL	62	3	22	25	44	3	0	1	1	4
1992-93	Ottawa	NHL	81	7	34	41	34	-	-	-	-	-
1993-94	Ottawa	NHL	66	4	19	23	59	-	-	-	-	-
1994-95	Ottawa	NHL	2	0	0	0	0	-	-	-	-	-
	Atlanta	IHL	26	1	18	19	17	5	3	4	7	9
1995-96	Detroit	IHL	79	7	54	61	46	8	2	3	5	8
1996-97*	Detroit	IHL	59	6	32	38	30	21	2	9	11	10
1997-98	Detroit	IHL	64	2	33	35	47	23	1	11	12	30
1998-99	Washington	NHL	4	0	0	0	4	-	-	-	-	
	St. Louis	NHL	12	0	0	0	4	4	0	0	0	0
	Detroit	IHL	61	10	25	45	44	-	-	-	-	-
	<b>NHL TOTALS</b>		<b>377</b>	<b>22</b>	<b>137</b>	<b>208</b>	<b>208</b>	<b>23</b>	<b>4</b>	<b>8</b>	<b>12</b>	<b>6</b>

\*Won IHL championship

**SERGEI BRYLIN**  
**ASSISTANT COACH**



Promoted to Assistant Coach in New Jersey on August 18, 2022. Prior to 2022-23, the 52-year-old served as an assistant and associate coach for the Devils' AHL affiliates for nine seasons in Albany (2012-13 to 2016-17), Binghamton (2017-18 to 2020-21), and Utica (2021-22). In 2021-22, Brylin helped lead the Comets to a North Division title and the best record in the Eastern Conference. Utica also set an AHL record after it began the 2021-22 campaign with 13 consecutive wins.

Brylin was the first New Jersey player inducted into the Devils Ring of Honor, which was celebrated on January 20, 2024, at Prudential Center. Brylin made his NHL debut

on February 17, 1995, vs the New York Islanders and spent his entire 13-season NHL career, from 1994-95 through 2007-08, with New Jersey. He totaled 765 regular-season games, which ranks tenth in franchise history. He is one of just five players to win three Stanley Cup Championships (1995, 2000, 2003) with New Jersey, joining Martin Brodeur, Ken Daneyko, Scott Niedermayer, and Scott Stevens in the accomplishment. The forward totaled 129 goals and 179 assists for 308 points over his NHL career, with career highs across the board in goals (23), assists (29) assists and points (52) in the 2000-01 season. As part of his many achievements, Brylin had an iron-man streak of 328 games, playing in all games from 2003-04 through 2007-08. This run of games from October 8, 2003 to April 6, 2008 also marks the third-longest consecutive stretch in franchise history. Additionally, he earned 15 goals and 19 assists for 34 points in 109 career Stanley Cup Playoff games. Brylin ended his NHL career after the 2007-08 season and retired following the 2011-12 season, after three years with St. Petersburg and one season with Novokuznetsk in the Kontinental Hockey League. Internationally, he represented Russia at two World Championships and two World Junior Championships.

New Jersey's second choice and 42nd overall selection in the 1992 Entry Draft, Brylin first came to North America in 1993-94 as a member of the IHL's Russian Penguins. Born Jan. 13, 1974 in Moscow, Rus., Sergei and his wife, Elena, who have long made New Jersey their home, have three children: daughters, Anna and Maria, and son, Fyodor.

**COACHING RECORD**

YEAR	TEAM	LEAGUE	REGULAR SEASON					PLAYOFFS				
			GC	W	L	OT	PTS	PCT	GC	W	L	PCT
2013-14	Albany	AHL	-	-	-	-	-	-	-	-	-	-
2014-15	Albany	AHL	-	-	-	-	-	-	-	-	-	-
2015-16	Albany	AHL	-	-	-	-	-	-	-	-	-	-
2016-17	Albany	AHL	-	-	-	-	-	-	-	-	-	-
2017-18	Binghamton	AHL	-	-	-	-	-	-	-	-	-	-
2018-19	Binghamton	AHL	-	-	-	-	-	-	-	-	-	-
2019-20	Binghamton	AHL	-	-	-	-	-	-	-	-	-	-
2020-21	Binghamton	AHL	-	-	-	-	-	-	-	-	-	-
2021-22	Utica	AHL	-	-	-	-	-	-	-	-	-	-
2022-23	DEVILS	NHL	-	-	-	-	-	-	-	-	-	-
2023-24	DEVILS	NHL	-	-	-	-	-	-	-	-	-	-
2024-25	DEVILS	NHL	-	-	-	-	-	-	-	-	-	-
2025-26	DEVILS	NHL	-	-	-	-	-	-	-	-	-	-

**PLAYING RECORD**

YEAR	TEAM	LEAGUE	REGULAR SEASON				PLAYOFFS						
			GP	G	A	PTS	PIM	GP	G	A	PTS	PIM	
1990-91	CSKA Moscow	USSR Jr.	-	-	-	-	-	-	-	-	-	-	-
1991-92	CSKA Moscow	CIS	44	1	6	7	4	-	-	-	-	-	-
	Russia	EJC-A	6	1	1	2	4	-	-	-	-	-	-
1992-93	CSKA Moscow	CIS	42	5	4	9	36	-	-	-	-	-	-
	Russia	WJC-A	7	3	3	6	6	-	-	-	-	-	-
1993-94	CSKA Moscow	CIS	39	4	6	10	36	3	1	0	1	2	2
	Russia	WJC-A	7	1	5	6	0	-	-	-	-	-	-
	Russia	IHL	13	4	5	9	18	-	-	-	-	-	-
1994-95	Albany	AHL	63	19	35	54	78	-	-	-	-	-	-
	DEVILS	NHL	26	6	8	14	8	12	1	2	3	4	4
1995-96	DEVILS	NHL	50	4	5	9	26	-	-	-	-	-	-
	Russia	WC-A	8	3	2	5	12	-	-	-	-	-	-
1996-97	DEVILS	NHL	29	2	2	4	20	-	-	-	-	-	-
	Albany	AHL	43	17	24	41	38	16	4	8	12	12	12
1997-98	Albany	AHL	44	21	22	43	60	-	-	-	-	-	-
	DEVILS	NHL	18	2	3	5	0	-	-	-	-	-	-
	DEVILS	NHL	47	5	10	15	28	5	3	1	4	4	4
1999-00	DEVILS	NHL	64	9	11	20	20	17	3	5	8	0	0
2000-01	DEVILS	NHL	75	23	29	52	24	20	3	4	7	6	6
2001-02	DEVILS	NHL	76	16	28	44	10	6	0	2	2	2	2
2002-03	DEVILS	NHL	52	11	8	19	16	19	1	3	4	8	8
2003-04	DEVILS	NHL	82	14	19	33	20	5	0	0	0	0	0
2004-05	Vokresensk	Rus.	35	8	19	27	40	-	-	-	-	-	-
2005-06	DEVILS	NHL	82	15	22	37	46	9	2	0	2	2	2
2006-07	DEVILS	NHL	82	16	24	40	35	11	1	2	3	6	6
	Russia	WC-A	2	0	0	0	0	-	-	-	-	-	-
2007-08	DEVILS	NHL	82	6	10	16	20	5	1	0	1	0	0
2008-09	St. Petersburg	KHL	50	9	15	24	16	3	0	2	2	2	2
2009-10	St. Petersburg	KHL	56	8	12	20	32	4	0	0	0	0	0
2010-11	St. Petersburg	KHL	49	7	5	12	8	11	1	5	6	4	4
2011-12	Novokuznetsk	KHL	41	5	4	9	28	-	-	-	-	-	-
	<b>DEVILS TOTALS</b>		<b>765</b>	<b>129</b>	<b>179</b>	<b>308</b>	<b>273</b>	<b>109</b>	<b>15</b>	<b>19</b>	<b>34</b>	<b>32</b>	<b>32</b>
	<b>NHL TOTALS</b>		<b>765</b>	<b>129</b>	<b>179</b>	<b>308</b>	<b>273</b>	<b>109</b>	<b>15</b>	<b>19</b>	<b>34</b>	<b>32</b>	<b>32</b>



**DAVE ROGALSKI**  
**GOALTENDING COACH**



Named as New Jersey's goaltending coach, October 23, 2020. Rogalski, 45, spent the prior three seasons (2017-2020) as the Goaltender Development Coach for the St. Louis Blues. In that role, Rogalski was responsible for the training, film breakdown, and skill development of the Blues' young goaltenders and scouting goaltenders for the NHL Draft. He also crafted video packages and reports on opposing goaltenders and would visit goaltenders throughout the St. Louis system. Rogalski is credited with influencing Jordan Binnington's success late in the 2018-19 season, and his subsequent run to the Stanley Cup Championship with St. Louis. The St. Louis Park, MN native started his professional coaching career in 2010 for St.

Cloud State University, serving as their Goaltending Coach. Rogalski would go on to spend six years at the NCAA level, before being named Goaltending Consultant for Sioux Falls (USHL) in 2016. The ex-netminder suited up for St. Mary's University (NCAA Div. III) from 2001-03. In his two seasons with the Cardinals, Rogalski played in 16 contests posting a 3.78 GAA and .880 save-percentage.

**COACHING RECORD**

YEAR	TEAM	LEAGUE	REGULAR SEASON					PLAYOFFS						
			GC	W	L	OT	PTS	PCT	GC	W	L	PCT		
2010-11	St. Cloud State	NCAA												
2011-12	St. Cloud State	NCAA												
2012-13	St. Cloud State	NCAA												
2013-14	St. Cloud State	NCAA												
	Saint John's Un.	NCAA III												
2014-15	St. Cloud State	NCAA												
2015-16	St. Cloud State	NCAA												
	Saint John's Un.	NCAA III												
2016-17	Sioux Falls	USHL												
2017-18	St. Louis	NHL												
	Sioux Falls	USHL												
2018-19	St. Louis	NHL												
2019-20	St. Louis	NHL												
2020-21	DEVILS	NHL												
2021-22	DEVILS	NHL												
2022-23	DEVILS	NHL												
2023-24	DEVILS	NHL												
2024-25	DEVILS	NHL												
2025-26	DEVILS	NHL												

**PLAYING RECORD**

YEAR	TEAM	LEAGUE	REGULAR SEASON							PLAYOFFS							
			GP	W	L	O/T	MIN	GA	SO	AVG	GP	W	L	MIN	GA	SO	AVG
1999-00	Texas	NAHL	10	5	4	0	-	-	-	-	-	-	-	-	-	-	3.01
2001-02	St. Mary's Univ.	NCAA III	9	-	-	-	-	-	-	-	-	-	-	-	-	-	3.09
2002-03	St. Mary's Univ.	NCAA III	7	-	-	-	-	-	-	-	-	-	-	-	-	-	4.47

**Make sure expert primary care is part of your game plan.**

RWJBarnabas Health Medical Group offers residents an exceptional network of primary care physicians to not only treat you when you are sick, but guide you to improved health and wellness. Virtual and in-person visits available.

**A primary care provider is your partner in:**

-  The treatment of common illnesses and injuries
-  Reaching weight loss and wellness goals
-  Facilitating an annual physical and ordering appropriate tests and blood work
-  Mental health screenings
-  Medication management
-  Managing chronic health conditions like diabetes, arthritis, high blood pressure and lupus

Visit [rwjbh.org/medgroupprimarycare](http://rwjbh.org/medgroupprimarycare) to find a provider near you.



Let's be healthy together.

RWJBarnabas Health is the official health care provider of the New Jersey Devils.





Just like the Devils,  
you have big goals this year.

# NOW WHAT?

Here's what: Tap into the Rock Solid expertise of Prudential for an assist in realizing your financial dreams.

From planning and investing to life insurance and retirement, let our team help protect your life's work.

[Learn more at Prudential.com](https://www.prudential.com)



**Prudential**

© 2024 Prudential Financial, Inc. and its related entities. Prudential, PGIM, the Prudential logo, and the Rock symbol are service marks of Prudential Financial, Inc. and its related entities, registered in many jurisdictions worldwide.

1082700-00001-00



2025-26

# NEW JERSEY DEVILS

 Prudential Center



# JAKE ALLEN

34 | GOALIE



**NO. 34 | HT: 6'2" | WT: 197 LBS | CATCHES: LEFT | BORN: 8/7/90, FREDERICTON, NEW BRUNSWICK**

**DRAFT: ST. LOUIS' THIRD CHOICE (SECOND ROUND) 34TH OVERALL IN 2008 NHL DRAFT**

## 2025-26

Allen completed his second full season with New Jersey, after recording 17 wins with a 2.74 GAA and .904 save%. The veteran netminder recorded a five-game winning streak from Oct. 16, 2025, to Oct. 26, and became the third goaltender in franchise history who earned a five-game winning streak at age 35, or older. He joined Martin Brodeur (9x; last: 5 GP in 2013-14) and Johan Hedberg (7 GP in 2010-11). He earned his first shutout for the season on Nov. 28, at Buffalo, after Allen recorded 42 saves. The Nov. 28 shutout marked the third time in Allen's career that he earned 40, or more, saves in a shutout victory (45, 2x).

**Notes: Oct. 13 @ CBJ:** Logged 1st start of '25-26...Recorded 16 saves in the 1st period...Left game & DNR after 2 periods of play...**Oct. 16 vs FLA:** Earned 1st win for '25-26...21 saves on 22 SOG...**Oct. 24 vs SJS:** Recorded 4th consecutive win to start the season (4-0-0)...**Oct. 26 vs COL:** Recorded 5-game winning streak...became the 3rd NJD goaltender to post a 5-game winning streak at age 35 or older. He joined Martin Brodeur (9x; last: 5 GP in 2013-14) and Johan Hedberg (7 GP in 2010-11)...**Nov. 8 vs PIT:** Earned 1st shutout win for '25-26...**Nov. 15 @ WSH:** Earned 2nd shutout win for '25-26...**Nov. 28 @ BUF:** 1st shutout for '25-26...Stopped 40, or more, saves (42/42) in a shutout win for 3rd time in his career (45, 2x)...**Dec. 17 @ VGK:** Logged 36 saves/37 SOG...Stopped all 3 shutout attempts.

## CAREER HIGHLIGHTS

**First NHL:** | **GP:** 2/5/13, vs NSH, 6 saves on 8 shots | **Start:** 2/13/13 @ DET, 15 saves on 18 shots | **Win:** 2/13/13 @ DET, 15 saves on 18 shots | **Shutout:** 3/14/13, vs PHX, 28 saves on 28 shots | **Point:** 1a, 11/23/14 @ WPG

**Most In A Game:** | **Shots Faced:** 51, 3/26/22, vs TOR, 4-2, W | **Saves:** 49, 3/26/22, vs TOR, 4-2, W | **Goals Allowed:** 9, 12/31/22 @ WSH, 9-2, L

**Milestones:** Played in 100th career NHL GP on 10/12/16 @ CHI | Earned 100th career NHL win on 11/16/17 @ EDM | Played in 400 career GP on 11/2/23 @ ARI | Earned 200th career NHL win on 11/23/24 vs WSH

## SHUTOUTS

29 | Last: Nov. 28, 2025, @ BUF, 42 saves, 5-0 win W/ NJD

## PENALTY SHOTS | STOPPED 4/6 | 60.0%

DATE	SKATER/OPPPOSITION	RESULT	SCORE
10/11/18	Sean Monahan, vs CGY	SAVE	5-3, STL
10/12/22	Alex Kerfoot, @ TOR	SAVE	4-3, MTL
11/8/22	Dylan Larkin, vs DET	SAVE	3-2, MTL
10/28/23	Adam Lowry, vs WPG	SCORED	4-3, MTL
11/2/23	Nick Schmaltz, vs ARI	SCORED	3-2, MTL
2/8/25	Owen Beck, @ MTL	SAVE	4-0, NJD

## CAREER STATS

YEAR	TEAM	LEAGUE	REGULAR SEASON							PLAYOFFS								
			GP	W	L	O/T	MIN	GA	SO	AVG	GP	W	L	MIN	GA	SO	AVG	
2010-11	Peoria	AHL	47	25	19	-	3	2805	118	6	2.52	-	-	-	-	-	-	-
2011-12	St. Louis	NHL	-	-	-	-	-	-	-	-	-	-	-	-	-	-	-	
	Peoria	AHL	38	13	20	2	2148	105	1	2.93	-	-	-	-	-	-	-	
2012-13	St. Louis	NHL	15	9	4	0	804	33	1	2.46	-	-	-	-	-	-	-	
	Peoria	AHL	35	13	19	2	2054	99	2	2.89	-	-	-	-	-	-	-	
2014-15	St. Louis	NHL	37	22	7	4	2077	79	4	2.28	6	2	4	328	12	0	2.20	
2015-16	St. Louis	NHL	47	26	15	3	2583	101	6	2.35	5	1	1	169	7	0	2.48	
2016-17	St. Louis	NHL	61	33	20	5	3418	138	4	2.42	11	6	5	675	22	0	1.96	
2017-18	St. Louis	NHL	59	27	25	3	3317	152	1	2.75	-	-	-	-	-	-	-	
2018-19	St. Louis	NHL	46	19	17	8	2568	121	3	2.83	1	0	0	24	1	0	2.45	
2019-20	St. Louis	NHL	24	12	6	3	1339	48	2	2.15	5	2	2	286	9	0	1.89	
2020-21	Montreal	NHL	29	11	12	5	1703	76	0	2.68	-	-	-	-	-	-	-	
2021-22	Montreal	NHL	35	9	20	4	1948	107	2	3.3	-	-	-	-	-	-	-	
2022-23	Montreal	NHL	42	15	24	3	2450	145	1	3.55	-	-	-	-	-	-	-	
2023-24	Montreal	NHL	21	6	12	3	686	74	0	3.65	-	-	-	-	-	-	-	
	DEVILS	NHL	13	6	6	1	361	40	0	3.11	-	-	-	-	-	-	-	
2024-25	DEVILS	NHL	31	13	16	1	1738	77	4	2.66	-	-	-	-	-	-	-	
2025-26	DEVILS	NHL	37	17	17	2	2187	100	1	2.74	-	-	-	-	-	-	-	
<b>DEVILS TOTALS</b>			<b>81</b>	<b>36</b>	<b>39</b>	<b>4</b>	<b>2251</b>	<b>217</b>	<b>5</b>	<b>2.77</b>	-	-	-	-	-	-	-	
<b>NHL TOTALS</b>			<b>497</b>	<b>225</b>	<b>201</b>	<b>45</b>	<b>28118</b>	<b>1291</b>	<b>29</b>	<b>2.75</b>	<b>29</b>	<b>11</b>	<b>12</b>	<b>1483</b>	<b>51</b>	<b>0</b>	<b>2.06</b>	

## NOMINATIONS/AWARDS

2007-08: U18 WJC Best Goaltenders, U18 WJC Gold Medal w/ Canada, U18 WJC Most Valuable Player | 2009-10: CHL Goaltender of the Year, WJC Silver Medal w/ Canada | 2010-11: AHL All-Star | 2012-13: NHL All-Rookie Team | 2013-14: AHL All-Star, Baz-Bastien Memorial Award (AHL Best Goaltenders) | 2014-15: NHL All-Rookie Team | 2018-19 Stanley Cup champion w/ St. Louis

## THROUGH THE YEARS

**2024-25:** Allen completed his first full season with New Jersey and recorded four shutouts for the first time since 2016-17 with St. Louis. Allen became the first netminder in NHL history who earned wins against 32 different franchises, after he shut out Utah on Oct. 14. He earned his 200th career NHL win on Nov. 23rd vs Washington. Allen recorded a season-high 45 saves on 46 shots via March 17, 2025, at Columbus in a 2-1 win.


**2023-24:** Allen began the 2023-24 campaign with Montreal, which marked his fourth season with the team. He appeared in 21 games with Montreal and posted a 6-12-3 record. New Jersey then acquired Allen via trade on Mar. 8, 2024, in exchange for a 2025 conditional third-round draft pick. Allen earned a win in his first game with New Jersey on Mar. 14, at Dallas. The veteran netminder also recorded a shutout sequence of 90:53 from Mar. 14, to the beginning of the third period on Mar. 17 at Vegas (58 saves). Allen's 24 saves in the 1st period at Toronto on Mar. 26 were the second most that a goaltender earned in a single period for franchise history.

**2022-23:** Played in third season with Montreal and posted 15 wins.

**2021-22:** Played in second season with Montreal and earned nine wins.

**2020-21:** Played in his first season with Montreal and helped Montreal advance to the Stanley Cup Final.

**International:** Canada | 2007-08: U18 WJC; Gold Medal | 2009-10: WJC, Silver Medal



# NICK BJUGSTAD

72 | CENTER



**NO. 72 | HT: 6'6" | WT: 210 LBS | SHOOTS: RIGHT | BORN: 7/17/92, MINNEAPOLIS, MINNESOTA**

**DRAFT: FLORIDA'S SECOND CHOICE, 19TH OVERALL, IN 2010 NHL DRAFT**

## 2025-26

The Devils acquired Bjugstad via trade from St. Louis in exchange for Thomas Bordeleau and a conditional 2026 fourth-round draft pick on Feb. 4, 2026. The veteran forward began the 2025-26 campaign with St. Louis, which marked his 14th NHL season since he logged his NHL debut with Florida in 2012-13. The 2010 recipient of Minnesota's Mr. Hockey logged his Devils debut on Feb. 5, 2026, against the New York Islanders. Bjugstad played in 26 games with the Devils and played both center and wing. Bjugstad completed his first year of a two-year contract worth \$3.5 million.

## CAREER HIGHLIGHTS

**First NHL:** | **GP:** 4/16/13 vs WSH, 13:04 TOI | **Point:** 4/27/13 @ TBL, 1G | **Assist:** 10/17/13 vs BOS | **PPG:** 11/6/14 @ PHI

**Most In A Game:** | **Goals:** 3G, 2x last: 1/13/24 @ MIN | **Assists:** 2A, 10x last: 11/2/24 @ VGK | **Points:** 4 PTS, 11/16/14 @ ANA (2g-2a) | **Shots:** 8 SOG, 5x last: 1/11/24 vs CGY | **Hits:** 8 hits, 4/24/22 @ NSH | **TOI:** 22:13, 3/7/14 vs BUF | **BLK:** 4, 11/20/14 @ SJS

**Milestones:** First NHL goal on 4/27/13 @ TBL | 100th career game on 11/11/14 vs SJS | Earned 100th career point on 2/9/16 @ BUF | Played in 400th career game on 2/22/19 @ PHI | Earned 100th career goal on 2/26/21 vs LAK | Earned 300th career point on 3/12/24 vs ARI | Played in 800th career game on 3/3/26 vs FLA

## HAT TRICKS

January 13, 2024, @ MIN, vs F. Gustavsson, 3g-0a  
March 6, 2018, @ TBL, vs A. Vasilevskiy, 3g-0a

## CAREER STATS

YEAR	TEAM	LEAGUE	REGULAR SEASON													PLAYOFFS			
			GP	G	A	PTS	+/-	PIM	PP	SH	GW	GT	S	GP	G	A	PTS	PIM	
2010-11	Univ. Minnesota	NCAA	29	8	12	20	1	51	-	-	-	-	-	-	-	-	-	-	-
	USA	WJC	6	2	2	4	2	0	-	-	-	-	-	-	-	-	-	-	-
2011-12	Univ. Minnesota	NCAA	40	25	17	42	21	28	-	-	-	-	-	-	-	-	-	-	-
	USA	WJC	6	4	2	6	3	0	-	-	-	-	-	-	-	-	-	-	-
2012-13	Univ. Minnesota	NCAA	40	21	15	36	2	28	-	-	-	-	-	-	-	-	-	-	-
	Florida	NHL	11	1	0	1	-8	2	0	0	0	-	17	-	-	-	-	-	-
	USA	WC	10	0	2	2	-2	0	-	-	-	-	-	-	-	-	-	-	-
2013-14	Florida	NHL	76	16	22	38	-14	16	0	1	4	-	185	-	-	-	-	-	-
	Florida	NHL	72	24	19	43	-7	38	7	0	3	-	207	-	-	-	-	-	-
2015-16	Florida	NHL	67	15	19	34	-8	41	6	0	3	-	171	5	2	2	4	2	2
	Florida	NHL	54	7	7	14	-19	22	1	0	1	-	91	-	-	-	-	-	-
2016-17	USA	WC	8	1	3	4	6	4	-	-	-	-	-	-	-	-	-	-	-
	Florida	NHL	65	19	30	49	5	43	1	0	1	-	230	-	-	-	-	-	-
2018-19	Florida	NHL	32	5	7	12	2	16	1	0	1	-	60	-	-	-	-	-	-
	Pittsburgh	NHL	32	9	5	14	4	14	1	0	1	-	94	4	0	0	0	2	2
2019-20	Pittsburgh	NHL	13	1	1	2	3	8	0	0	0	-	18	-	-	-	-	-	-
	Minnesota	NHL	44	6	11	17	7	17	0	0	3	-	78	6	1	0	1	2	2
2020-21	Minnesota	NHL	57	7	6	13	-2	20	1	0	0	-	81	-	-	-	-	-	-
	Minnesota	NHL	59	13	10	23	7	26	1	1	0	-	11	-	-	-	-	-	-
2022-23	Arizona	NHL	19	4	2	6	6	8	0	0	1	-	34	12	3	0	3	16	16
	Edmonton	NHL	76	22	23	45	11	59	2	1	2	-	165	-	-	-	-	-	-
2024-25	Utah	NHL	66	8	11	19	-2	16	1	0	0	-	115	-	-	-	-	-	-
	St. Louis	NHL	35	6	1	7	-7	25	0	1	1	-	54	-	-	-	-	-	-
2025-26	DEVILS	NHL	26	0	2	2	-4	8	0	0	0	-	23	-	-	-	-	-	-
	DEVILS TOTALS		26	0	2	2	-4	8	0	0	0	-	23	-	-	-	-	-	-
<b>NHL TOTALS</b>			<b>821</b>	<b>163</b>	<b>176</b>	<b>339</b>	<b>-26</b>	<b>377</b>	<b>22</b>	<b>4</b>	<b>21</b>	<b>-1734</b>	<b>27</b>	<b>6</b>	<b>2</b>	<b>8</b>	<b>22</b>	<b>22</b>	<b>22</b>

## NOMINATIONS/AWARDS

2009-10 Minnesota Mr. Hockey | 2010-11 WJC Bronze Medal | NCAA WCHA First All-Star Team | 2012-13 NCAA WCHA All-Academic Team, World Championship Bronze Medal

## THROUGH THE YEARS

**2024-25:** Bjugstad played for expansion Utah and recorded 19 points (8g-11a) in 66 games. His 104 hits ranked third for all Utah forwards.

**2023-24:** Skated in part of his second seasons with Arizona and recorded 45 points (22g-23a), which marked his second most point total in a single campaign. His 22 goals and 23 assists also marked his second highest totals in a single season. He also chipped in one shorthanded goal and two game-winners.

**2022-23:** Bjugstad began the season with Arizona and played in 59 games, while recording 23 points (13g-10a). The veteran forward was traded to Edmonton on March 2nd. He skated in 19 regular-season games and later tallied three goals in 12 postseason contests with the Oilers.

**2021-22:** Bjugstad skated in his second season with Minnesota and appeared 57 games. He logged a career-high face-off percentage (55.3%).

**2020-21:** He was traded from Pittsburgh to Minnesota for a conditional pick in 2021 NHL Draft, September 11, 2020. He played in 44 regular-season games and tallied one goal in six postseason contests with the Wild.





# JESPER BRATT

63 | LEFT WING



**NO. 63 | HT: 5'10" | WT: 175 LBS | SHOOTS: LEFT | BORN: 7/30/98, STOCKHOLM, SWEDEN**  
**DRAFT: NEW JERSEY'S EIGHTH CHOICE (SIXTH ROUND) 162ND OVERALL IN 2016 NHL DRAFT**

## 2025-26

Bratt opened the campaign with a seven-game point streak from the start of the season (4g-7a), which is tied with Jack Hughes for the third longest in franchise history. Bratt's 11-game point streak from the start of the 2022-23 marks the longest point streak from the start of a season in franchise history. On Oct. 16, Bratt earned his 300th career assist, which was vs Florida. The lefthanded shot earned his third-career overtime goal on Nov. 6, vs Montreal. He earned his 473rd career point on Dec. 1, which passed Bobby Holik for the seventh most points that a skater earned in franchise history. He later earned his 478th career point on Dec. 27, vs Washington, which passed Scott Niedermayer for the sixth most points in franchise history.

The former sixth-round draft pick played in his 600th career game on January 17. Ten days later, he earned his 586th career point and passed Scott Gomez for the fifth most points in franchise history. Bratt recorded his 13th career shootout goal on March 4th vs Toronto, which tied Jamie Langenbrunner for the fifth most in franchise history. Bratt later earned his 14th career shootout goal, which tied Brian Gionta for the fourth most in franchise history.

Bratt's 172 career goals rank eighth all-time for franchise history, while his 346 career assists rank sixth all-time for franchise history (passed S. Stevens). Bratt's 122 career multi-point games now rank fifth all-time for franchise history. His 33 career games with three, or more, points, passed Scott Gomez (31) for the fifth most in franchise history.

## CAREER HIGHLIGHTS

**First NHL:** | GP: 10/7/17 vs COL, 16:19 TOI | **Point:** 10/7/17 vs COL, 1G | **Assist:** 10/7/17 vs COL | **PPG:** 10/7/17 vs COL

**Most In A Game:** | **Goals:** 3G, 2x Last: 11/14/24 @ FLA | **Assists:** 4A, 4/2/26 vs WSH | **Points:** 5 PTS, 4/2/26 vs WSH (1g-4a) | **Shots:** 10 SOG, 1/22/24 vs VGK | **Hits:** 6 hits, 3/31/25 vs MIN | **TOI:** 24:08, 3/31/26 vs MIN | **BLK:** 4, 12/2/24 @ NYR

**Milestones:** 100th career GP on 1/4/19 @ ARI | 100th career point on 3/6/20 vs STL | 200th career GP on 3/7/21 @ BOS | Earned 100th career assist and 150th career point on 12/6/21 vs OTT | Played in 300th career game on 4/14/22 @ COL | Earned 200th career point on 4/16/22 @ SEA | Earned 100th career NHL goal on 3/19/23 @ TBL | Played in 400th career NHL GP on 11/5/23 @ CHI | Recorded 300th career point on 11/24/23 vs BUF | Earned 200th career NHL assist on 12/29/23 at OTT | Played in 500th career NHL game on 12/6/24 vs SEA | Earned 400th career point on 12/14/24 vs CHI | Earned 300th career assist on 10/16/25 vs FLA

## HAT TRICKS

March, 19, 2023, at TBL, 3g-0a, vs Andrei Vasilevskiy  
 November 14, 2024, at FLA, vs S. Bobrovsky, 3g-0a



## PENALTY SHOTS

DATE	GOALIE/OPPOSITION	RESULT	SCORE
12/23/17	Anton Forsberg vs CHI	STOPPED	4-1, NJD
10/30/21	Tristan Jarry @ PIT	Converted	4-2, NJD

## PERSONAL

Credits mental coach Andy Sward with helping him prepare mentally for games and gain confidence...Skates in the off-season with fellow Swedes Gabriel Landeskog, William Nylander and Patric Hornqvist...His favorite restaurant is Carbone in NYC...One of his biggest interests are cars...his favorite movie is "Fast & Furious"...his favorite superhero is Batman...He enjoys golfing... Owns one dog named Nexus...His favorite sports team growing up was the Detroit Red Wings...he also played soccer growing up.

## CAREER STATS

YEAR	TEAM	LEAGUE	REGULAR SEASON													PLAYOFFS			
			GP	G	A	PTS	+/-	PIM	PP	SH	GW	GT	S	GP	G	A	PTS	PIM	
2010-11	Transsunds IF U 18	Swe-U18	3	0	0	0	-	0	-	-	-	-	-	-	-	-	-	-	-
2011-12	Transsunds IF U 18	Swe-U18	3	1	0	1	-	0	-	-	-	-	-	-	-	-	-	-	-
2012-13	Transsunds IF U 18	Swe-U18	29	9	15	24	-	8	-	-	-	-	-	-	-	-	-	-	-
	Transsunds IF Jr.	Swe-Jr.	2	0	1	1	-	0	-	-	-	-	6	1	1	2	2	-	-
	Transsunds IF	Sweden-4	3	0	0	0	-	0	-	-	-	-	-	-	-	-	-	-	-
2013-14	AIK Solna U18	Swe-U18	38	10	24	34	-	24	-	-	-	-	-	-	-	-	-	-	-
2014-15	AIK Solna U18	Swe-U18	6	2	7	9	-	8	-	-	-	-	2	0	1	1	0	-	-
	AIK Solna Jr.	Swe-Jr.	39	17	23	40	-	20	-	-	-	-	1	0	0	0	0	-	-
	AIK Solna	Sweden-2	5	0	1	1	-	2	-	-	-	-	-	-	-	-	-	-	-
2015-16	AIK Solna Jr.	Swe-Jr.	2	1	1	2	-	2	-	-	-	-	-	-	-	-	-	-	-
	AIK Solna	Sweden-2	48	8	9	*17	-	6	-	-	-	-	10	0	0	0	4	-	-
2016-17	AIK Solna Jr.	Swe-Jr.	1	0	1	1	-	0	-	-	-	-	2	0	0	0	2	-	-
	AIK Solna	Sweden-2	51	6	17	23	6	-	-	-	-	-	3	1	0	1	0	-	-
2017-18	AIK Solna	NHL	74	13	22	35	16	-	18	4	1	2	-	100	1	0	0	0	0
2018-19	DEVILS	NHL	51	8	25	33	8	-	6	1	0	1	-	91	-	-	-	-	-
2019-20	DEVILS	NHL	60	16	16	32	6	-	6	1	0	2	-	101	-	-	-	-	-
2020-21	DEVILS	NHL	46	7	23	30	4	-	8	2	0	1	-	101	-	-	-	-	-
2021-22	DEVILS	NHL	76	26	47	73	0	16	3	0	6	3	197	-	-	-	-	-	-
2022-23	DEVILS	NHL	82	32	41	73	14	6	8	0	3	-	212	12	1	5	6	4	-
2023-24	DEVILS	NHL	82	27	56	83	-6	12	7	0	7	-	248	-	-	-	-	-	-
2024-25	DEVILS	NHL	81	21	67	88	5	18	4	2	7	-	180	5	1	2	3	0	-
	Sweden	NHL 4 Nations	3	1	1	2	1	0	-	-	-	-	-	-	-	-	-	-	-
2025-26	DEVILS	NHL	82	22	49	71	-11	12	5	1	4	-	178	-	-	-	-	-	-
	Sweden	OG	4	0	1	1	-2	0	-	-	-	-	-	-	-	-	-	-	-
<b>DEVILS TOTALS</b>			<b>634</b>	<b>172</b>	<b>346</b>	<b>518</b>	<b>-24</b>	<b>102</b>	<b>35</b>	<b>4</b>	<b>28</b>	<b>-</b>	<b>1230</b>	<b>18</b>	<b>2</b>	<b>7</b>	<b>9</b>	<b>4</b>	<b>-</b>
<b>NHL TOTALS</b>			<b>634</b>	<b>172</b>	<b>346</b>	<b>518</b>	<b>-24</b>	<b>102</b>	<b>35</b>	<b>4</b>	<b>28</b>	<b>-</b>	<b>1230</b>	<b>18</b>	<b>2</b>	<b>7</b>	<b>9</b>	<b>4</b>	<b>-</b>

\*Led League

## NOMINATIONS/AWARDS

2015-16 Hlinka Memorial Silver Medal | 2015-16 WJC Silver Medal | 2016-17 J20 SM Bronze Medal | NHL's 2nd Star of the Week, week ending on Oct. 30, 2022 | 2026 Winter Olympian, Sweden

## THROUGH THE YEARS

**2024-25:** Bratt opened the season with an eight-game home scoring streak (4g-7a). Became the first player in franchise history to record multiple season-opening home point streaks of at least seven contests (also 7 GP in 2022-23). The Swedish forward earned his second career hat-trick on Nov. 14, at Florida, and also earned his second-career shorthanded goal in the contest. Bratt tied a career high four points (1g-3a) in a game via Dec. 2, at the New York Rangers. He played in his 500th career game on Dec. 6, vs Seattle, and became the 13th player in franchise history who earned a goal in their 500th career NHL game. Bratt later earned his 400th career point on Dec. 14 vs Chicago. On Jan. 1, 2025, Bratt played in his 209th consecutive game and passed D. Severson for the 10th longest stretch in franchise history. Bratt set a franchise record 10-game assist streak (passed P. Sykora, 9 GP) via Jan. 22, to Feb. 23 (2g-14a). Bratt set a franchise record for the most assists earned in a single season, after recording his 61st assist on March 22 vs Ottawa, which passed Scott Stevens 60 assists earned in 1993-94. Bratt now ranks 10th all-time in franchise history for assists (297) and ninth all-time for points (447). Bratt's 101 career multi-point games passed Jack Hughes & Bobby Holik for the eighth most in franchise history. His 27 career three-point games now rank seventh all-time in franchise history, which passed Travis Zajac and Wilf Paiement. Bratt's nine three-point games in 2024-25 marked a career-high for his most in a single

season. His 23 multi-point games in 2024-25 also marked a career-high for a single season (20 in 2023-24). Bratt finished the 2024-25 campaign with 88 points, which ranks as the seventh-most points that a skater earned in a single season for franchise history.

**2023-24:** Bratt completed his seventh NHL season with New Jersey and recorded 30 goals in three consecutive seasons. Bratt tied a career-high seven game-winning goals (2021-22), and earned a career-high 10 shots on goal on Jan. 22, vs VGK. He earned his 200th career assist on Dec. 29, @ OTT. Bratt earned two four-points games, and a career-high 20 multi-PTS games. Bratt was one of 11 different NJD skaters who earned a point the Navy Federal Credit Union Stadium Series game on Feb. 17, vs PHI. Bratt became one of five Devils skaters since the start of the 2011-12 season who earned 80, or more, points in a single season. Bratt was named a 2023-24 First Team NHL All-Star and played in his first NHL All-Star game, which took place in Toronto.

**2022-23:** Completed his sixth NHL season with New Jersey and played in a career-high 82 games, recorded a career-high 32 goals and tied a career-high 73 PTS (2021-22). Bratt also earned a career-high eight power-play goals, and was a career-high +14. Bratt set a franchise record 11 GP PTS streak from the start of a season. He earned his first career hat-trick on Mar. 19, 2023, @ TBL, which also marked his 100th career goal... SCP: Logged 1st career PTS & multi-PTS GP on Apr. 22, @ NYR (0g-2a), and he earned his 1st career SCP on May 1, vs NYR.

**2021-22:** Earned his 2nd career penalty shot & converted on his 1st career penalty shot on Oct. 30th vs PIT's Tristan Jarry...Set career-high +4 rating on Nov. 28 vs PHI...Recorded 100th career NHL assist and 150th career point on Dec. 6 vs OTT...Placed in COVID protocol on Jan. 8 & removed on Jan. 14...Team announced on Feb. 12 that Bratt suffered a lower-body injury (day-to-day)...Logged third-career multi-goal game on Jan. 23 vs LAK & set a new career-high 36 PTS in a single season...Tied career-high 16 goals in a season on Feb. 24 @ PIT...Played in 300th career game on Apr. 14 @ COL...Earned 200th career point with a goal on Apr. 16 @ SEA.

**2020-21:** Completed his fourth professional NHL season with New Jersey...Earned first goal on Feb. 25 @ Buffalo...His 23 assists led New Jersey...Bratt has recorded 30-or-more points in all four NHL seasons...Skated in 200th career NHL game on 3/7/21 @ Boston...Scored first career OT, GWG on 3/21/21 @ Pittsburgh...Earned a career-high six-game point streak (3/16 to 3/25).

**International:** Sweden | 2015-16 U-18 WJC, 7 GP, 2g-2a-4PTS, won Silver Medal | 2018-19 WC, 6 GP, 0g-2a-2PTS | 2022 WC, 6 GP, 0g-2a-2PTS | 2025 NHL 4 Nations, 3 GP, 1g-1a-2 PTS | 2026 Winter Olympic Games, 4 GP, 0g-1a-1 PTS





# CONNOR BROWN

16 | RIGHT WING



**NO. 16** | HT: 6'0" | WT: 184 LBS | SHOOTS: RIGHT | BORN: 1/14/94, TORONTO, ONTARIO  
**DRAFT: TORONTO'S FOURTH CHOICE, SIXTH ROUND (156TH OVERALL) IN 2012 NHL DRAFT**

## 2025-26

Brown played in his first season with New Jersey, after the veteran forward signed a four-year deal worth \$12 million in the offseason. Brown inked his Devils debut Oct. 9, at Carolina. In the team's next game, Brown recorded his first multi-goal game in a Devils' sweater (vs TBL). He recorded his first shorthanded goal of the season on Oct. 18, which was against his former team (EDM). The shorthanded goal also marked his 10th career shorthanded goal. He was placed on the I.R. on Nov. 15, but was activated on Nov. 18. The righthanded shot earned three assists on Dec. 9, at Ottawa, which marked his fifth career three-assist game. Brown recorded a season-high four-game point streak (1g-5a) from Feb. 28, 2026, to March 7. His 21 points (8g-13a) since the Olympic break ended on February 25, ranked fourth on the team.

## CAREER HIGHLIGHTS

**First NHL:** | GP: 3/17/2016 vs FLA, 15:40 | **Point:** 3/21/2016, 1A vs CGY | **Goal:** 3/24/2016, 1G vs ANA

**Most In A Game:** | **Goals:** 2G, 7x, last: 10/11/25 vs TBL | **Assists:** 3A, 5x, last: 12/9/25 @ OTT | **Points:** 4 PTS 11/17/2016 vs FLA | **Shots:** 6 SOG, 4x, last: 4/11/2025 vs SJS | **Hits:** 7 hits, 10/29/2016 @ MTL | **TOI:** 25:41, 2/13/2022 @ WSH | **BLK:** 4, twice, last: 1/16/2021 vs TOR

**Milestones:** Played in 100th career NHL game on 10/28/2017 vs PHI | Played in 300th career NHL game on 1/16/2020 vs VGK | Earned 200th career point on 2/13/2022 @ WSH | Earned 100th career NHL goal on 12/16/2024 vs FLA | Played in 600th career NHL game on 4/14/2025 vs LAK

## PENALTY SHOTS

DATE	GOALIE/OPPOSITION	RESULT	SCORE
3/29/22	Juuse Saros @ NSH	STOPPED	NSH 4 OTT 1

## CAREER STATS

YEAR	TEAM	LEAGUE	REGULAR SEASON											PLAYOFFS							
			GP	G	A	PTS	+/-	PIM	PP	SH	GW	GT	S	GP	G	A	PTS	PIM			
2011-12	Erie	OHL	68	25	28	53	-72	14	12	1	2	-	-	-	-	-	-	-	-	-	
2012-13	Erie	OHL	63	28	41	69	-11	39	15	1	3	-	-	-	-	-	-	-	-	-	
2013-14	Erie	OHL	68	45	83	128	44	22	20	4	6	-	-	14	8	10	18	8	-	-	
2014-15	Toronto	AHL	76	21	40	61	24	10	3	0	7	-	131	15	7	2	9	6	-	-	
2015-16	Toronto	NHL	7	1	5	6	-2	0	1	0	0	-	11	-	-	-	-	-	-	-	
	Toronto	AHL	34	11	18	29	10	8	3	1	0	-	75	15	7	2	9	8	-	-	
2016-17	Toronto	NHL	82	20	16	36	3	10	2	1	4	-	139	6	0	1	1	0	-	-	
2017-28	Toronto	NHL	82	14	14	28	0	18	1	1	2	-	119	7	1	2	3	0	-	-	
2018-19	Toronto	NHL	82	8	21	29	11	16	0	0	0	-	85	7	0	1	1	2	-	-	
2019-20	Ottawa	NHL	71	16	27	43	-6	24	3	0	1	-	173	-	-	-	-	-	-	-	
2020-21	Ottawa	NHL	56	21	14	35	1	12	1	5	1	-	123	-	-	-	-	-	-	-	
	Canada	WC	10	2	14	16	8	2	-	-	-	-	-	-	-	-	-	-	-	-	
2021-22	Ottawa	NHL	64	10	23	39	-15	10	0	1	0	-	121	-	-	-	-	-	-	-	-
2022-23	Washington	NHL	4	0	0	0	-3	0	0	0	0	-	2	-	-	-	-	-	-	-	-
2023-24	Edmonton	NHL	71	4	8	12	-8	10	0	0	0	-	108	19	2	4	6	6	-	-	
2024-25	Edmonton	NHL	82	13	17	30	9	10	0	1	4	-	123	20	5	4	9	2	-	-	
2025-26	DEVILS	NHL	75	18	25	43	-1	22	4	2	1	-	116	-	-	-	-	-	-	-	-
	<b>DEVILS TOTALS</b>		<b>75</b>	<b>18</b>	<b>25</b>	<b>43</b>	<b>-1</b>	<b>22</b>	<b>4</b>	<b>2</b>	<b>1</b>	<b>-</b>	<b>116</b>	<b>-</b>	<b>-</b>	<b>-</b>	<b>-</b>	<b>-</b>	<b>-</b>	<b>-</b>	<b>-</b>
	<b>NHL TOTALS</b>		<b>601</b>	<b>107</b>	<b>151</b>	<b>258</b>	<b>-10</b>	<b>110</b>	<b>8</b>	<b>9</b>	<b>12</b>	<b>-</b>	<b>1004</b>	<b>59</b>	<b>8</b>	<b>12</b>	<b>20</b>	<b>10</b>	<b>-</b>	<b>-</b>	<b>-</b>

## NOMINATIONS/AWARDS

2013-14 OHL Red Tilson Trophy (Most Outstanding Player), Eddie Powers Trophy (OHL Most Points) | 2014-15 AHL All-Star

## THROUGH THE YEARS

**2024-25:** Brown played in his 10th NHL season and second with Edmonton. He recorded 30 points (13g-17a) in all 82 games played and tied a career-high four game-winning goals (2016-17). He played in his 600th career NHL game on April 14, 2025, against Los Angeles. The veteran winger helped Edmonton advance to consecutive Stanley Cup Finals, after he recorded nine points (5g-4a) in 20 postseason contests with Edmonton. His nine points and five goals in the playoffs marked a career-high for a single postseason.

**2023-24:** Skated in his eighth NHL season and first with Edmonton. Brown played in his 500th career NHL game on March 5 at Boston. **2023-24 Playoffs:** Dressed in 19 games and recorded two goals and four assists... Averaged 11:55 TOI per game and added 34:27 on the penalty kill. He recorded a shorthanded goal in Game 5 of the Stanley Cup Final against Florida. He was the third player in NHL history who recorded a shorthanded point in a Cup Final.

**2022-23:** Traded to Washington from Ottawa on July 13, 2022, in exchange for a 2024 second-round draft pick. Brown played in four games with Washington due to a season-ending injury.

**2021-22:** Completed his third season with Ottawa and recorded a career-high 29 assists. He earned his 200th career point on February 13 at Washington (1g-1a). He also earned his 100th career assist on October 17 vs Dallas, after he recorded three assists in the contest.

**2020-21:** Skated in his second season with Ottawa and played in all of the team's 56 games. He earned a career-high 21 goals, which ranked first on Ottawa. He earned a career-high five shorthanded goals.

**International:** Canada | 2020-21 WC, 10 GP, 2g-14a-16 PTS, gold medal, WC Most Assists, WC Most Points





# DENNIS CHOLOWSKI

44 | DEFENSEMAN



**NO. 44 | HT: 6'2" | WT: 210 LBS | SHOOTS: LEFT | BORN: 2/15/98, LANGLEY, BRITISH COLUMBIA**

**DRAFT: DETROIT'S FIRST CHOICE, FIRST ROUND (20TH OVERALL) IN 2016 NHL DRAFT**

## 2025-26

Cholowski began the season in the AHL with Utica and later logged his season debut in the NHL with the Devils on Nov. 1, 2025, at Los Angeles. He also earned an assist in his season debut. The blueliner recorded a season-high 18:06 TOI on Dec. 1, vs Columbus. He was placed on waivers with the intent of being reassigned to Utica on Jan. 10, and later cleared. He was recalled from Utica on March 6.

## CAREER HIGHLIGHTS

**First NHL:** | **GP:** 10/4/2018 vs CBJ, 19:51 | **Point:** 10/4/2018, 1G vs CBJ | **Assist:** 10/7/2018, 1A at LAK

**Most In A Game:** | **Goals:** 1G, 13x, last: 12/12/2024 vs CHI | **Assists:** 2A, 3x, last: 2/2/2025 @ FLA | **Points:** 3 PTS, 5x, last: 2/2/2025 @ FLA | **Shots:** 5 SOG, 10/20/2018 @ FLA | **Hits:** 3 hits, twice, last: 1/11/2019 @ WPG | **TOI:** 27:14, 11/12/2019 @ ANA | **BLK:** 4, 3x, last: 12/17/2024 @ CAR

**Milestones:** Played in 100th career NHL game on 4/29/2021 @ CAR

## CAREER STATS

YEAR	TEAM	LEAGUE	REGULAR SEASON													PLAYOFFS			
			GP	G	A	PTS	+/-	PIM	PP	SH	GW	GT	S	GP	G	A	PTS	PIM	
2016-17	St. Cloud State Univ.	NCAA	36	1	11	12	-9	14	1	0	0	-	-	-	-	-	-	-	
	Grand Rapids	AHL	1	0	0	0	1	0	0	0	-	-	-	-	-	-	-		
2017-18	Prince George	WHL	37	13	26	39	9	14	4	1	1	-	99	-	-	-	-		
	Portland	WHL	32	1	26	27	20	18	0	0	0	-	81	12	5	2	7		
2018-19	Grand Rapids	AHL	0	0	0	0	-	0	0	0	0	-	0	1	0	0	0		
	Detroit	NHL	52	7	9	16	-20	16	4	0	1	-	71	-	-	-	-		
2019-20	Grand Rapids	AHL	25	0	12	12	0	12	0	0	0	-	43	5	0	2	21		
	Detroit	NHL	36	2	6	8	-26	6	1	0	1	-	51	-	-	-	-		
2020-21	Grand Rapids	AHL	30	3	10	13	-15	8	1	0	0	-	51	-	-	-	-		
	Detroit	NHL	16	1	2	3	-1	4	0	0	0	-	10	-	-	-	-		
2021-22	Grand Rapids	AHL	13	3	7	10	-5	6	1	0	1	-	25	-	-	-	-		
	Washington	NHL	7	0	1	1	-4	2	0	0	0	-	11	-	-	-	-		
2022-23	Seattle	NHL	4	0	2	2	1	0	0	0	0	-	8	-	-	-	-		
	Charlotte	AHL	31	3	15	18	8	8	0	0	0	-	53	6	0	1	1		
2022-23	NY Islanders	NHL	2	0	0	0	-1	0	0	0	0	-	0	-	-	-	-		
	Bridgeport	AHL	67	1	37	38	-7	26	1	0	0	-	102	-	-	-	-		
2023-24	Bridgeport	AHL	68	7	24	31	-22	6	2	0	1	-	142	-	-	-	-		
	NY Islanders	NHL	33	3	7	10	1	10	0	0	0	-	26	-	-	-	-		
2024-25	Bridgeport	AHL	6	1	0	1	-6	2	0	0	0	-	9	-	-	-	-		
	DEVILS	NHL	6	0	0	0	-4	0	0	0	0	-	4	2	0	0	0		
2025-26	DEVILS	NHL	17	0	2	2	-6	2	0	0	0	-	12	-	-	-	-		
	Utica	AHL	13	0	5	5	-6	6	0	0	0	-	24	-	-	-	-		
<b>DEVILS TOTALS</b>			<b>23</b>	<b>0</b>	<b>2</b>	<b>2</b>	<b>-10</b>	<b>2</b>	<b>0</b>	<b>0</b>	<b>0</b>	<b>-</b>	<b>4</b>	<b>2</b>	<b>0</b>	<b>0</b>	<b>0</b>		
<b>NHL TOTALS</b>			<b>173</b>	<b>13</b>	<b>29</b>	<b>42</b>	<b>-60</b>	<b>40</b>	<b>5</b>	<b>0</b>	<b>2</b>	<b>-</b>	<b>185</b>	<b>2</b>	<b>0</b>	<b>0</b>	<b>0</b>		

## THROUGH THE YEARS

**2024-25:** Cholowski began the season with the New York Islanders organization and skated in 33 games with New York. The blueliner registered three goals and seven assists with the Isles. The Devils acquired Cholowski via trade on March 7, 2025, in exchange for Adam Beckman. He logged his Devils debut on March 9, at Philadelphia. Cholowski is the fourth player in franchise history who wore number 44.

**2023-24:** Played in 68 games with the Islanders' AHL affiliate in Bridgeport and recorded 31 points (7g-24a).

**2022-23:** Played in two games with the Islanders and then 67 in the AHL with Bridgeport (1g-37a).

**2021-22:** Claimed off waivers by Washington from Seattle on Oct. 14, 2021. He played in seven games with Washington and Seattle later reclaimed Cholowski off waivers on Feb. 9. He played in four games with Seattle. He also played in 31 games in the AHL with Charlotte.

**2020-21:** Played in 13 games in the AHL with Grand Rapids and then 16 games with Detroit.





# PAUL COTTER

47 | CENTER

**NO. 47 | HT: 6'2" | WT: 213 LBS | SHOOTS: LEFT | BORN: 11/16/1999, CANTON, MICHIGAN****DRAFT: VEGAS' THIRD CHOICE (FOURTH ROUND) 115TH OVERALL IN 2018 NHL DRAFT**

## 2025-26

Cotter skated in his second season with the Devils and recorded 13 points (8g-5a) in 64 games. The lefthanded shot led the Devils in hits (171) for consecutive seasons. He logged a season-high eight hits on Feb. 3, vs Columbus, which also marked a team-high for 2025-26. Cotter was 2/4 on shootout attempts (50.0%) and led the team with two game-deciding goals. Cotter earned his first career overtime goal on March 16, vs Boston, which also marked his first multi-goal game for the season.

## CAREER HIGHLIGHTS

**First NHL:** | **GP:** 11/9/21 vs SEA, 8:27 TOI | **Point:** 11/11/21 vs MIN, 1G | **Assist:** 11/10/22, @ BUF | **PPG:** 10/21/23 @ CHI

**Most In A Game:** | **Goals:** 2G, 5x, last: 3/16/26 vs BOS | **Assists:** 2A, 3/2/24 @ BUF | **Points:** 2 PTS, 14x, last: 3/16/26 vs BOS (2g-0a) | **Shots:** 5 SOG, 1/21/23 vs WSH | **Hits:** 10 hits, 10/10/23 vs SEA | **TOI:** 19:27, 1/16/23 vs DAL | **BLK:** 4, 12/13/22 @ WPG

**Milestones:** Played in 100th career NHL game on 1/1/24 @ SEA (Winter Classic) | Played in 200th career NHL game on 3/2/25 @ VGK

## CAREER STATS

YEAR	TEAM	LEAGUE	REGULAR SEASON													PLAYOFFS			
			GP	G	A	PTS	+/-	PIM	PP	SH	GW	GT	S	GP	G	A	PTS	PIM	
2016-17	Brookings	NAHL	59	28	32	60	9	103	-	-	-	-	-	5	0	2	2	8	
2017-18	Lincoln	USHL	51	18	21	39	2	64	-	-	-	-	-	7	4	4	8	8	
2018-19	Western Mich. Univ.	NCHC	8	0	1	1	-5	2	-	-	-	-	-	-	-	-	-	-	
	London	OHL	48	9	17	26	9	25	0	0	0	-	101	11	0	0	0	2	
2019-20	Chicago	AHL	56	4	5	9	-13	24	1	0	2	-	53	-	-	-	-		
2020-21	Henderson	AHL	38	5	11	16	9	18	0	0	1	-	52	4	0	1	1	4	
2021-22	Vegas	NHL	7	2	0	2	1	6	0	0	0	-	11	-	-	-	-		
	Henderson	AHL	59	19	15	34	0	62	6	0	2	-	162	2	1	1	2	0	
2022-23	Vegas	NHL	55	13	5	18	-5	15	0	0	1	-	76	-	-	-	-		
2023-24	Vegas	NHL	76	7	18	25	-11	41	2	0	0	-	100	-	-	-	-		
2024-25	DEVILS	NHL	79	16	6	22	-14	62	0	0	2	-	90	5	0	1	1	2	
2025-26	DEVILS	NHL	79	9	6	15	-24	19	0	0	2	-	61	-	-	-	-		
DEVILS TOTALS			158	25	12	37	-38	81	0	0	4	-	151	5	0	1	1	2	
NHL TOTALS			296	47	35	82	-53	143	2	0	5	-	338	5	0	1	1	2	

## NOMINATIONS/AWARDS

2016-17 NAHL (Central Division) MVP. NAHL Rookie of the Year, (Central) Forward of the Year | 2017-18 USHL All-Rookie Team | 2022-23 Stanley Cup champion

## THROUGH THE YEARS

**2024-25:** Cotter skated in his first season with New Jersey, after the forward was acquired (w/ 2025 3rd round pick) via trade with Vegas in exchange for Akira Schmid and Alexander Holtz on June 29, 2024. Cotter became the sixth player in franchise history, and first since Chase De Leo in 2022, who wore No. 47. Cotter recorded his ninth career multi-points game (1g-1a) in his Devils debut on Oct. 4, against Buffalo in the NHL Global Series (Prague). The forward played in his 200th career NHL game on March 2, 2025, at Vegas. Cotter earned a career-high 15 goals (prior: 13 w/ VGK in 2022-23), two game-winning goals and 62 PIM. His 245 career hits also marked a career-high for a single season (2023-24 w/ VGK, 233). Cotter's 245 hits marked a franchise record for a single season since hits were tracked in 2005-06. Cotter was effective in the shootout round this season, after he was 2/3 in shootout attempts. He was later suspended for the final two games of the season, after he was assessed an illegal check to the head against New York Islanders forward Adam Pelech on April 13.

**2023-24:** Cotter completed his third season with Vegas and recorded a career-high 76 games played, 18 assists and 25 points. His 233 hits also marked a career-high and ranked second for all Vegas skaters. Cotter skated in his 100th career game at the 2024 Winter Classic. The Devils traded Alexander Holtz and goaltender Akira Schmid in exchange for Cotter and a 2025 third-round draft pick on June 29. Cotter is the sixth skater in franchise history who dons number 47.

**2022-23:** Cotter recorded a career-high 13 goals and earned his first career game-winning goal on Oct. 13, 2022, vs Chicago. He was a member of the 2022-23 Stanley Cup champion Vegas Golden Knights. The 2022-23 campaign marked his first complete season at the NHL level.

**2021-22:** He logged his NHL debut with Vegas and played in seven NHL contests (19g-15a). He played in 59 regular-season games in the AHL with Henderson and also logged two points (1g-1a) in two Calder Cup Playoff games with the team.

**2020-21:** Skated in 38 AHL contests with Henderson and four postseason contests with the team.





# EVGENII DADONOV

33 | RIGHT WING



**NO. 33** | HT: 5'11" | WT: 188 LBS | SHOOTS: LEFT | BORN: 3/12/89, CHELYABINSK, RUSSIA

**DRAFT: FLORIDA'S THIRD CHOICE, THIRD ROUND (71ST OVERALL) IN 2007 NHL DRAFT**

## 2025-26

Dadonov played in his first season with the Devils, after signing a one-year contract during the 2024-25 offseason. He suffered an early-season injury and missed a total of 39 games, after two extended injury stints. He played in a 24 contests with New Jersey.

## CAREER HIGHLIGHTS

**First NHL:** | GP: 4/6/2010 vs OTT, 16:11 TOI | **Point:** 12/7/2010, 1A vs COL | **Goal:** 12/20/2010, 1G @ PHI

**Most In A Game:** | **Goals:** 3G, twice, last: 4/5/2025 vs PIT | **Assists:** 3A, 3/8/2019 vs MIN | **Points:** 3 PTS 12x, last: 4/5/2024 vs PIT | **Shots:** 8 SOG, 3x, last: 12/18/2018 @ BUF | **Hits:** 5 hits, 3x, last: 12/12/2021 vs MIN | **TOI:** 23:49 TOI, 3/6/2018 @ TBL | **BLK:** 5 BLK, 11/2/2018 @ WPG

**Milestones:** | Played in 100th career NHL game on 2/12/2018 @ EDM | Played in 300th career game on 2/21/2021 vs MTL | Earned 100th career point on 11/10/2018 vs NYI | Earned 100th career NHL goal on 3/10/2021 @ EDM | Earned 300 career NHL point on 10/30/2023 vs CBJ | Played in 600th career NHL game on 3/8/2025 @ EDM

## HAT TRICKS

February 24, 2018, vs PIT, M. Murray/T. Jarry (3g-0a)  
April 5, 2025, vs PIT, T. Jarry (3g-0a)

## PENALTY SHOTS

DATE	GOALIE/OPPPOSITION	RESULT	SCORE
12/18/2018	Carter Hutton, @ BUF	Scored	FLA 5 4 BUF 2
2/12/2018	Cam Talbot, @ BUF	Scored	FLA 7 EDM 5
2/2/2019	M.A. Fluery, vs VGK	STOPPED	VGK 1 FLA 3
2/7/2024	Ilya Samsonov, @TOR	Scored	DAL 4 TOR 5
11/14/2024	Jeremy Swayman, vs BOS	Scored	BOS 2 DAL 7

## CAREER STATS

YEAR	TEAM	LEAGUE	REGULAR SEASON													PLAYOFFS				
			GP	G	A	PTS	+/-	PIM	PP	SH	GW	GT	S	GP	G	A	PTS	PIM		
2009-10	Florida	NHL	4	0	0	0	-1	0	-	4	-	-	-	-	-	-	-	-	-	-
	Rochester Americans	AHL	76	17	23	40	9	36	-	-	-	-	-	-	7	0	1	1	0	-
2010-11	Florida	NHL	36	8	9	17	0	14	1	0	0	-	60	-	-	-	-	-	-	-
	Rochester Americans	AHL	24	8	8	16	-3	4	-	-	-	-	-	-	-	-	-	-	-	-
	Russia	International	3	0	0	0	-1	4	-	-	-	-	-	-	-	-	-	-	-	-
2011-12	Florida	NHL	15	2	1	3	-4	2	0	0	0	0	21	-	-	-	-	-	-	-
	San Antonio Rampage	AHL	20	5	4	9	-2	4	-	-	-	-	-	-	-	-	-	-	-	-
	Charlotte Checkers	AHL	35	3	16	19	-4	8	-	-	-	-	-	-	-	-	-	-	-	-
2012-13	Donbass Donetsk "A"	KHL	52	14	24	38	8	12	-	-	-	-	-	-	-	-	-	-	-	-
	Russia	International	3	0	0	0	1	0	-	-	-	-	-	-	-	-	-	-	-	-
	Donbass Donetsk "A"	KHL	54	15	14	29	9	24	-	-	-	-	-	13	7	5	12	4	-	
2013-14	Russia	WC	10	0	2	2	1	0	-	-	-	-	-	-	-	-	-	-	-	-
	Russia	WC	15	1	3	4	0	0	-	-	-	-	-	-	-	-	-	-	-	-
	SKA St. Petersburg	KHL	53	19	27	46	16	10	-	-	-	-	-	22	15	5	20	8	-	
2014-15	Russia	WC	10	4	7	11	4	2	-	-	-	-	-	-	-	-	-	-	-	-
	Russia	WC	11	4	8	12	0	2	-	-	-	-	-	-	-	-	-	-	-	-
	SKA St. Petersburg	KHL	59	23	23	46	-1	4	-	-	-	-	-	15	3	6	9	2	-	
2015-16	Russia	WC	10	6	7	13	10	6	-	-	-	-	-	-	-	-	-	-	-	-
	Russia	WC	10	7	12	19	9	10	-	-	-	-	-	-	-	-	-	-	-	-
	SKA St. Petersburg	KHL	53	30	36	66	33	39	-	-	-	-	-	18	9	10	19	2	-	
2016-17	Russia	WCup	4	0	1	1	2	0	-	-	-	-	-	-	-	-	-	-	-	-
	Russia	WC	10	3	5	8	1	0	-	-	-	-	-	-	-	-	-	-	-	-
	Russia	International	18	5	9	14	5	0	-	-	-	-	-	-	-	-	-	-	-	-
2017-18	Florida	NHL	74	28	37	65	10	8	6	0	6	-	188	-	-	-	-	-	-	-
	Russia "A"	WC	8	2	5	7	10	8	-	-	-	-	-	-	-	-	-	-	-	-
	Russia	International	13	4	5	9	0	6	-	-	-	-	-	-	-	-	-	-	-	-
2018-19	Florida	NHL	82	28	42	70	-6	8	8	0	4	-	195	-	-	-	-	-	-	-
	Russia	WC	10	7	4	11	3	0	-	-	-	-	-	-	-	-	-	-	-	-
	Russia	International	13	7	4	11	3	0	-	-	-	-	-	-	-	-	-	-	-	-
2019-20	Florida	NHL	69	25	22	47	-7	10	11	0	2	-	167	4	0	1	1	2	-	
	Ottawa	NHL	55	13	7	20	-9	4	0	0	3	-	89	-	-	-	-	-	-	-
	Vegas	NHL	78	20	23	43	4	18	5	0	4	-	177	-	-	-	-	-	-	-
2022-23	Montreal	NHL	50	4	14	18	-10	16	0	0	0	-	72	-	-	-	-	-	-	-
	Dallas	NHL	23	3	12	15	2	2	0	0	-	38	16	4	6	10	2	-		
	Dallas	NHL	51	12	11	23	-6	8	1	0	3	-	67	19	3	4	7	2		
2024-25	Dallas	NHL	80	20	20	40	1	10	5	0	2	-	123	16	1	3	4	2		
	DEVILS	NHL	24	1	0	1	-6	2	0	0	0	-	20	-	-	-	-	-		
<b>DEVILS TOTALS</b>			<b>24</b>	<b>1</b>	<b>0</b>	<b>1</b>	<b>-6</b>	<b>2</b>	<b>0</b>	<b>0</b>	<b>0</b>	<b>-</b>	<b>20</b>	<b>55</b>	<b>8</b>	<b>14</b>	<b>22</b>	<b>8</b>	<b>-</b>	
<b>NHL TOTALS</b>			<b>641</b>	<b>164</b>	<b>198</b>	<b>362</b>	<b>-32</b>	<b>102</b>	<b>37</b>	<b>0</b>	<b>24</b>	<b>-</b>	<b>1221</b>	<b>55</b>	<b>8</b>	<b>14</b>	<b>22</b>	<b>8</b>	<b>-</b>	

## NOMINATIONS/AWARDS

2013-14 OHL Red Tilson Trophy (Most Outstanding Player), Eddie Powers Trophy (OHL Most Points) | 2014-15 AHL All-Star

## THROUGH THE YEARS

**2024-25:** Dadonov completed his 11th NHL season and third with Dallas, after recording 20 goals and 20 assists for 40 points in 80 games played. He chipped in five power-play goals, which ranked fifth on Dallas. The veteran winger earned his second career hat trick, which was against the Pittsburgh Penguins on April 5. His first career hat trick also came against Pittsburgh on Feb. 24, 2018. He recorded four points (1g-3a) in 16 playoff games and helped Dallas reach the Western Conference Finals for the third consecutive season. Dadonov played in his 600th career NHL game on March 8, 2025, at Edmonton. The Devils signed Dadonov to a one-year contract with an average annual value of \$1,000,000 on July 1.

**2023-24:** Skated in his second season with Dallas and recorded three game-winning goals. He played in 51 games and recorded 67 shots. He also recorded seven points (3g-4a) in 19 playoff games and helped Dallas reach consecutive Western Conference Finals.

**2022-23:** Began the season with Montreal and was later traded to Dallas on Feb. 26 for Denis Gurianov. He signed a two-year contract with Dallas during the offseason. He recorded a career-high 10 points (4g-6a) in 16 postseason games with Dallas. Dadonov also earned one game-winning goal during the postseason.

**2021-22:** Was traded to Vegas from Ottawa in exchange for Nick Holden on July 28. He was traded by Vegas to the Anaheim Ducks on March 21 for defenseman John Moore, forward Ryan Kesler and a conditional second-round pick in the 2023 NHL Draft or 2024 NHL Draft, but the NHL voided the trade, saying his contract included a limited no-trade clause that had not been complied with. Dadonov was back in the Golden Knights lineup three days later. He recorded 43 points (20g-23a) in 78 games with Vegas.

**2020-21:** Signed as a free agent by Ottawa, which marked his lone season with the Senators. He recorded 20 points (13g-7a) in 55 games.

**2019-20:** Played in his sixth and final season with Florida and recorded 47 points (25g-22a) in 69 games. He tallied a career-high 11 power-play goals.

**International:** Russia | 2006-07 U18 WJC, 7 GP, 2g-2a-4 PTS, Gold Medal | 2007-08 WJC, 7 GP, 0g-0a-0 PTS, Bronze Medal | 2008-09 WJC, 7 GP, 2g-5a-7 PTS, Bronze Medal | 2013-14 WC, 10 GP, 0g-2a-2 PTS, Gold Medal | 2014-15 WC, 10 GP, 4g-7a-11 PTS, Silver Medal | 2015-16 WC, 10 GP, 6g-7a-13 PTS, Bronze Medal | 2016-17 WCup, 4 GP, 0g-1a-1 PTS, WC 10 GP, 3g-5a-8 PTS, Bronze Medal | 2017-18 WC, 8 GP, 2g-5a-7 PTS | 2018-19 WC, 10 GP, 7g-4a-11 PTS, Bronze Medal





# BRENDEN DILLON

5 | DEFENSEMAN



**NO. 5 | HT: 6'4" | WT: 225 LBS | SHOOTS: LEFT | BORN: NEW WESTMINSTER, BRITISH COLUMBIA**

**DRAFT: UNDRAFTED**

## 2025-26

Dillon skated in his 15th NHL season and second with the Devils. The veteran blueliner earned goals, and game-winning goals, in consecutive games from Oct. 21 to Oct. 22 (vs TOR & MIN), which marked the third time in Dillon's career that he earned goals in consecutive games. He became the fourth defenseman in franchise history who earned game-winning goals in consecutive games, and first blueliner in franchise history who earned game-winning goals in consecutive days. Dillon played in his 1,000th career NHL game on Dec. 1, which was against Columbus. Dillon became the 11th undrafted defesneman all-time who played in 1,000 career games and is the only active undrafted player who's played in 1,000 career games.

## CAREER HIGHLIGHTS

**First NHL:** | GP: 4/7/12 vs STL, 19:59 TOI | **Point:** 2/1/13 vs ARI, 1A | **Goal:** 2/1/13 vs ARI, 1G | **PPG:** TBD

**Most In A Game:** | **Goals:** 2G, 11/4/23 @ ARI | **Assists:** 2A, 10x, last: 11/18/23 vs ARI | **Points:** 3 PTS, 11/4/23 @ ARI (2g-1a) | **Shots:** 6 SOG, 4/7/12 vs STL | **Hits:** 11 hits, 3/3/13 vs STL | **TOI:** 32:15, 12/21/13 @ SJS | **BLK:** 8, 3/24/14 vs WPG

**Milestones:** Played in 100th career NHL game on 1/23/14 | Played in 400th career NHL game on 12/28/17 | Played in 800th career NHL game on 3/12/23 | Earned 100th career point on 4/6/19 | Played in 900th career NHL game on 10/19/2024 | Earned 200th career NHL points on 10/27/24 vs ANA | Played in 1,000th career NHL game on 12/1/25 vs CBJ

## CAREER STATS

YEAR	TEAM	LEAGUE	REGULAR SEASON											PLAYOFFS						
			GP	G	A	PTS	+/-	PIM	PP	SH	GW	GT	S	GP	G	A	PTS	PIM		
2010-11	Seattle	WHL	72	8	51	59	-25	139	30	0	0	-	-	-	-	-	-	-	-	-
	Texas	AHL	10	-	-	-2	8	0	0	0	0	-	8	6	0	2	2	7	-	-
2011-12	Dallas	NHL	1	0	0	0	0	0	0	0	0	-	6	-	-	-	-	-	-	-
	Texas	AHL	76	6	23	29	-6	97	1	1	0	-	119	-	-	-	-	-	-	-
2012-13	Dallas	NHL	48	3	5	8	1	65	0	0	1	-	75	-	-	-	-	-	-	-
	Texas	AHL	37	3	11	14	-1	45	0	0	0	-	72	-	-	-	-	-	-	-
	Canada	WC	8	1	0	1	3	0	-	-	-	-	-	-	-	-	-	-	-	-
2013-14	Dallas	NHL	80	6	11	17	9	86	0	2	1	-	97	2	0	0	0	0	0	0
2014-15	Dallas	NHL	20	0	1	1	-2	23	0	0	0	-	16	-	-	-	-	-	-	-
	San Jose	NHL	60	2	7	9	-11	54	0	1	1	-	75	-	-	-	-	-	-	-
	San Jose	NHL	76	2	9	11	9	61	0	0	1	-	93	24	0	2	2	11	-	-
2016-17	San Jose	NHL	81	2	8	10	-2	60	0	0	0	-	86	6	0	1	1	4	-	-
2017-18	San Jose	NHL	81	5	17	22	-7	60	0	0	0	-	88	10	-	4	4	32	-	-
2018-19	San Jose	NHL	82	1	21	22	19	61	0	1	0	-	71	20	0	2	2	24	-	-
2019-20	San Jose	NHL	59	1	13	14	0	83	0	0	0	-	48	-	-	-	-	-	-	-
	Washington	NHL	10	0	0	0	-2	21	0	0	0	-	10	8	0	1	1	0	-	-
2020-21	Washington	NHL	56	2	17	19	15	49	0	0	0	-	51	5	1	0	1	0	-	-
2021-22	Winnipeg	NHL	79	3	17	20	16	67	0	0	0	-	85	-	-	-	-	-	-	-
2022-23	Winnipeg	NHL	82	2	21	23	2	76	0	0	0	-	83	5	0	1	1	9	-	-
2023-24	Winnipeg	NHL	77	8	12	20	20	92	0	2	-	-	79	3	0	3	3	4	-	-
2024-25	DEVILS	NHL	82	2	14	16	8	67	0	0	0	-	48	1	0	0	0	0	-	-
2025-26	DEVILS	NHL	82	3	12	15	-13	89	0	0	2	-	55	-	-	-	-	-	-	-
<b>DEVILS TOTALS</b>			<b>164</b>	<b>5</b>	<b>26</b>	<b>31</b>	<b>-5</b>	<b>156</b>	<b>0</b>	<b>2</b>	<b>-</b>	<b>103</b>	<b>1</b>	<b>0</b>	<b>0</b>	<b>0</b>	<b>0</b>	<b>0</b>	<b>0</b>	<b>0</b>
<b>NHL TOTALS</b>			<b>1056</b>	<b>42</b>	<b>185</b>	<b>227</b>	<b>61</b>	<b>1014</b>	<b>0</b>	<b>4</b>	<b>8</b>	<b>-1066</b>	<b>84</b>	<b>1</b>	<b>14</b>	<b>15</b>	<b>94</b>	<b>-</b>	<b>-</b>	<b>-</b>

## THROUGH THE YEARS

**2024-25:** Dillon skated in his 14th career NHL season and first with Jersey's team, after New Jersey inked the blueliner to a three-year contract worth \$12 million on July 1st, 2024. Dillon logged his first fighting major with the Devils at the NHL Global Series in Prague, Czechia against Buffalo (A. Tuch) on Oct. 5. The veteran blueliner led New Jersey with five fighting majors this season and his 108 blocks ranked second on the team. His 67 PIM also ranked second on the team. Dillon played in his 900th career NHL game on Oct. 19, 2024, vs Washington and is the lone active defenseman who was undrafted and reached that milestone. He is one of 32 defensemen all-time who played in 900 career games and was undrafted. He earned his 200th career point on Oct. 27, 2024, vs Anaheim. Dillon did wear an alternate captain's letter "A" for stretches of games in March. His season-high point streak was two games, which he earned twice and last logged on Nov. 23, 2024, to Nov. 25 (1g-1a). He recorded a +4 plus/minus rating on Oct. 30, 2024, at Vancouver, which ties a career-high earned three times prior.

**2023-24:** Dillon completed his 13th NHL season and third campaign with Winnipeg. Dillon played in 77 games last season and recorded 20 points (8g-12a) with a plus/minus rating of plus-20. His plus/minus rating in 2023-24 ranked fourth on Winnipeg, setting his career high. Dillon led the Jets with 241 hits and 92 penalty minutes (PIM) last season. The hits total was a career-high and ranked 11th (tied) in the NHL. New Jersey inked the blueliner to a three-year contract worth \$12 million on July 1st, 2024.

**2022-23:** Dillon played in his second season with Winnipeg and recorded a career-high 23 PTS (2g-21a). The 21 assists also tied a career-high (2018-19). His 76 PIM ranked second on the team, but led all Winnipeg defensemen, while Dillon's 198 hits led all Winnipeg skaters.

**2021-22:** Washington traded Dillon to Winnipeg on July 26th, 2021, in exchange for Winnipeg's 2nd-round picks in the 2022 and 2023 NHL Drafts. His +16 rating ranked first for all Winnipeg's blueliners and ranked second on the team. His 212 hits also ranked first for all Winnipeg defensemen and placed second on the team. His 108 blocks were tied for first on Winnipeg.

**2020-21:** Completed first full season with Washington and played in 56 games.

**International:** Canada | 2012-13, WC, 8 GP, 1g-0a





# CODY GLASS

12 | CENTER



**NO. 12 | HT: 6'3" | WT: 201 LBS | SHOOTS: RIGHT | BORN: 4/1/1999, WINNIPEG, MB**  
**DRAFT: VEGAS' FIRST CHOICE, FIRST ROUND (7TH OVERALL), 2017 NHL DRAFT**

## 2025-26

Glass played in his first full season with the Devils, after he signed a two-year contract with the team in the offseason. The center recorded a career-high 19 goals and three game-winning goals. His 484 face-off wins, and face-off% (54%), also marked career-highs. Additionally, Glass' 39 PIM marked his most for a single season. He earned his 100th career NHL point on Dec. 11, vs Tampa Bay and later logged his first career fighting major on Dec. 31, 2025, against Columbus. He played in his 300th career NHL game on Feb. 28, 2026, at St. Louis.

## CAREER HIGHLIGHTS

**First NHL:** | GP: 10/2/19 vs SJS, 14:51 TOI | **Point:** 10/2/19 vs SJS, 1G | **Assist:** 10/8/19 vs BOS, 1A

**Most In A Game:** | **Goals:** 3G, 3/2/24 vs COL | **Assists:** 2A, 6x, last: 3/11/25 vs CBJ | **Points:** 3 PTS 3/2/24 vs COL (3g-0a) | **Shots:** 7 SOG, 1/24/23 vs WPG | **Hits:** 6 hits, 1/5/25 @ CAR | **TOI:** 23:25, 4/10/23 @ CGY | **BLK:** 5 blocks, 2/25/24 @ ANA

**Milestones:** First NHL game & goal on 10/2/2019 vs SJS | Played in 100th career NHL game on 1/3/23 vs MTL | Played in 200th career NHL game on 11/5/24 @ NYI | Earned 100th career NHL point on 12/11/2 vs TBL | Played in 300th career NHL game on 2/28/26 @ STL

## HAT TRICKS

March 2, 2024, vs COL, A. Georgiev (3g-0a)

## CAREER STATS

YEAR	TEAM	LEAGUE	REGULAR SEASON											PLAYOFFS							
			GP	G	A	PTS	+/-	PIM	PP	SH	GW	GT	S	GP	G	A	PTS	PIM			
2014-15	Portland	WHL	3	0	0	0	0	-	-	-	-	-	-	-	-	-	-	-	-	-	-
2015-16	Portland	WHL	65	10	17	27	-2	4	-	-	-	-	-	-	-	-	-	-	-	-	-
2016-17	Portland	WHL	69	32	62	94	31	11	-	-	-	-	-	-	-	-	-	-	-	-	-
2017-18	Portland	WHL	64	37	65	102	42	12	-	-	-	-	-	-	-	-	-	-	-	-	-
2018-19	Portland	WHL	38	15	54	69	16	1	-	-	-	-	-	-	-	-	-	-	-	-	-
2018-19	Chicago	AHL	6	3	2	5	0	22	-	-	-	-	-	-	-	-	-	-	-	-	-
2019-20	Vegas	NHL	39	5	7	12	-7	0	1	0	1	-	11	22	7	8	15	6	-	-	-
2019-20	Chicago	AHL	2	1	1	2	2	0	0	0	0	0	-	1	1	0	0	0	0	-	-
2020-21	Vegas	NHL	27	4	6	10	6	1	4	0	0	-	28	1	0	0	0	0	-	-	-
	Henderson	AHL	14	4	6	10	4	2	0	0	0	-	51	2	0	3	3	0	-	-	-
2021-22	Nashville	NHL	8	0	1	1	0	2	0	0	0	-	9	2	0	0	0	0	-	-	-
	Milwaukee	AHL	66	14	48	62	15	7	0	0	0	-	1	7	1	5	6	2	-	-	-
2022-23	Nashville	NHL	72	14	21	35	9	0	6	0	2	-	131	-	-	-	-	-	-	-	-
2023-24	Nashville	NHL	41	6	7	13	-9	0	0	0	1	-	82	-	-	-	-	-	-	-	-
2024-25	Pittsburgh	NHL	51	4	11	15	-9	0	1	0	1	-	78	-	-	-	-	-	-	-	-
	DEVILS	NHL	14	2	5	7	4	4	0	0	0	-	13	5	0	0	0	2	-	-	-
2025-26	DEVILS	NHL	70	19	7	26	3	39	1	0	3	-	105	-	-	-	-	-	-	-	-
	<b>DEVILS TOTALS</b>		<b>84</b>	<b>21</b>	<b>12</b>	<b>33</b>	<b>7</b>	<b>43</b>	<b>1</b>	<b>0</b>	<b>3</b>	<b>-</b>	<b>118</b>	<b>5</b>	<b>0</b>	<b>0</b>	<b>0</b>	<b>2</b>			
	<b>NHL TOTALS</b>		<b>322</b>	<b>54</b>	<b>65</b>	<b>119</b>	<b>-3</b>	<b>109</b>	<b>13</b>	<b>0</b>	<b>8</b>	<b>-</b>	<b>497</b>	<b>8</b>	<b>0</b>	<b>0</b>	<b>0</b>	<b>2</b>			

## NOMINATIONS/AWARDS

2018-19 WJC Top 3 Player on Team | 2022-23 WC Gold Medal w/ Canada

## THROUGH THE YEARS

**2024-25:** Glass was traded to Pittsburgh from Nashville for Jordan Frasca, a 3rd-round pick in the 2025 NHL Draft and a 6th-round pick in 2026, August 13, 2024. He recorded 15 points (4g-11a) in 51 games with Pittsburgh. The Devils acquired Glass in a trade with Pittsburgh on March 7, in exchange for C. Stillman, M. Graham & NJ's 2027 3rd-round draft pick. He logged his Devils debut on March 9, at Philadelphia and became the third Devils player in 2024-25 who scored in their debut with the team. Glass became the 55th player in Devils team history who scored in their debut with New Jersey. He recorded five points (2g-3a) in his opening five games with the Devils. Glass missed four games from March 26, to March 31 with an undisclosed injury.

**2023-24:** Played in 41 games with Nashville and recorded 13 points (6g-7a) and tied a career-high 20 PIM in season (prior: 2022-23). He also earned his fourth career game-winning goal.

**2022-23:** Played in second season with Nashville and played in a career-high 72 games. He recorded career-highs across the board with 14 goals, 21 assists and 35 points. He also logged a career-high +9 rating and two game-winning goals.

**2021-22:** Traded to Nashville from Vegas in exchange for Nolan Patrick on July 17, 2021. He played in eight games with Nashville and 66 games with its AHL affiliate in Milwaukee. Glass' 62 points and 48 assists led all Milwaukee skaters.

**2020-21:** Played in second NHL season with Vegas and dressed in 27 games. He also logged his Stanley Cup Playoff debut. He skated in 14 regular-season games with Vegas' AHL affiliate in Henderson and notched three assists in two Calder Cup Playoff games.





# ARSENY GRITSYUK

81 | RIGHT WING



**NO. 81** | HT: 6'0" | WT: 194 LBS | SHOOTS: LEFT | BORN: 3/15/2001, KRASNOYARSK, RUSSIA

**DRAFT: NEW JERSEY'S NINTH CHOICE, FIFTH ROUND (129TH OVERALL) IN 2019 NHL DRAFT**

## 2025-26

Gritsyuk completed his rookie season and registered 31 points (13g-18a) in 66 games. The youngster became the first player in franchise history who wore No. 81. Gritsyuk recorded his first career NHL point, after a multi-point performance (0g-2a) on Oct. 11, 2025, at Tampa Bay. The Russian native earned his first career NHL goal on Oct. 22, vs Minnesota. He registered his first career multi-goal game on Nov. 28, at Buffalo (2g-0a). He later earned his first career three-point game on Dec. 9, at Ottawa (1g-2a). He logged a season-high two-game goal-scoring streak via March 3 to March 4.

## CAREER HIGHLIGHTS

**First NHL:** | GP: 10/9/25 @ CAR, 9:52 TOI | **Point:** 10/11/25 @ TBL (2a) | **Goal:** 10/22/25 vs MIN

**Most In A Game:** | **Goals:** 2g, 11/28/25 @ BUF | **Assists:** 2a, 2x, last: 12/9/25 @ OTT | **Points:** 3 PTS, 12/9/25 @ OTT (1g-2a) | **Shots:** 6, 11/28/25 @ BUF | **Hits:** 5, 10/30/25 @ sJS | **TOI:** 20:39 TOI, 11/12/25 @ CHI | **BLK:** 3, 1/29/26 vs NSH

**Milestones:** Played in first career NHL game on 10/9/25 @ CAR | Earned first career NHL point on 10/11/25 @ TBL | Scored first career NHL goal on 10/22/25

## CAREER STATS

YEAR	TEAM	LEAGUE	REGULAR SEASON											PLAYOFFS					
			GP	G	A	PTS	+/-	PIM	PP	SH	GW	GT	S	GP	G	A	PTS	PIM	
2017-18	Avangard Omsk U17	Russia U17	36	28	47	75	65	26	-	-	-	-	-	-	-	-	-	-	-
2018-19	Yastreby Omsk U18	Russia U18	4	1	3	4	1	2	-	-	-	-	-	-	-	-	-	-	-
	Omskie Yastreby	MHL	30	12	9	21	8	20	-	-	-	-	8	3	2	5	0	-	
	Russia U18	WJC-18	7	3	2	5	0	4	-	-	-	-	-	-	-	-	-	-	
2019-20	Izhstal Izhensk	VHL	2	1	2	3	3	0	-	-	-	-	-	-	-	-	-	-	
	Omskie Yastreby	MHL	59	28	35	63	40	28	-	-	-	-	4	2	0	2	0		
2020-21	Avangard Omsk	KHL	12	1	1	2	1	4	-	-	-	-	3	0	0	0	0		
	Metalurg Novokuznetsk	VHL	8	2	4	6	5	2	-	-	-	-	-	-	-	-	-		
	Omskie Yastreby	MHL	6	4	5	9	3	2	-	-	-	-	-	-	-	-	-		
	Russia U20	WJC-20	6	1	3	4	4	0	-	-	-	-	-	-	-	-	-		
2021-22	Avangard Omsk	KHL	39	16	12	28	9	8	-	-	-	-	13	6	4	10	4		
	Russia	OG	6	1	2	3	4	4	-	-	-	-	-	-	-	-	-		
2022-23	Avangard Omsk	KHL	66	15	25	40	0	26	-	-	-	-	11	3	1	4	7		
2023-24	St. Petersburg	KHL	50	19	19	38	10	8	-	-	-	-	10	4	2	6	7		
2024-25	St. Petersburg	KHL	49	17	27	44	22	14	-	-	-	-	6	1	4	5	0		
2025-26	DEVILS	NHL	66	13	18	31	-3	26	2	0	0	-	149	-	-	-	-		
	<b>DEVILS TOTALS</b>		<b>66</b>	<b>13</b>	<b>18</b>	<b>31</b>	<b>-3</b>	<b>26</b>	<b>2</b>	<b>0</b>	<b>0</b>	<b>-</b>	<b>149</b>	<b>-</b>	<b>-</b>	<b>-</b>	<b>-</b>		
	<b>NHL TOTALS</b>		<b>66</b>	<b>13</b>	<b>18</b>	<b>31</b>	<b>-3</b>	<b>26</b>	<b>2</b>	<b>0</b>	<b>0</b>	<b>-</b>	<b>149</b>	<b>-</b>	<b>-</b>	<b>-</b>	<b>-</b>		

## NOMINATIONS/AWARDS

2020-21 KHL Gargarin Cup Champion | 2021-22 KHL Aleksei Cherepanov (Best Rookie) Award, Olympic Silver Medal

## THROUGH THE YEARS

**2024-25:** Gritsyuk played in his fifth KHL season and second with SKA St. Petersburg, after the 2019 draft pick recorded 44 points (17g-27a) in 49 regular-season contests. His 44 points finished fourth on SKA, while his assist totals ranked third and his goal total ranked fifth on the team. Yet, his +22 rating ranked first on SKA. Gritsyuk played in six postseason games with SKA and recorded five points (1g-4a). The Devils signed Gritsyuk to a one-year, entry-level contract starting in 2025-26 on May 6, 2025.

**2023-24:** Skated in his fourth KHL season and first with SKA St. Petersburg, after tallying 19 goals and 19 assists for 38 points in 50 games played. Gritsyuk's 38 points ranked seventh on the team, while his 19 goals ranked second on SKA. He played in 10 postseason contests and six points (4g-2a).

**2022-23:** Played with Avangard in the KHL, after dressing in 66 games. Gritsyuk tallied 15 goals and 25 assists for 40 points. His points, goal and assist totals all ranked in the top five for Avangard skaters.

**2021-22:** Earned the KHL's Aleksei Cherepanov Award as the league's best rookie, after he recorded 28 points (16g-12a) in 38 regular-season contests. He also chipped in 10 points (6g-4a) in 13 playoff games. He was named the KHL's rookie of the month for November, December and January. He represented Russia at the Winter Olympic Games and won a silver medal.

**2020-21:** He played in his first KHL season and with Avangard. He played in 12 regular-season contests and three postseason games, while helping the club win a KHL title (Gargarin Cup). He also spent time in the VHL and MHL.

**International:** Russia | 2018-19 U18 WJC, 7 GP, 3g-2a-5 PTS, Silver Medal | 2020-21 WJC, 6 GP, 1g-3a-4 PTS | 2021-22 Olympic Games, 6 GP, 1g-2a-3 PTS, Silver Medal





# LENNI HAMEENAHO

29 | RIGHT WING



**NO. 29** | HT: 6'1" | WT: 195 LBS | SHOOTS: RIGHT | BORN: 11/7/04, KAJAANI, FINLAND

**DRAFT: NEW JERSEY'S FIRST CHOICE, SECOND ROUND (58TH OVERALL) IN 2023 NHL DRAFT**

## 2025-26

Hameenaho began the season with New Jersey's American Hockey League (AHL) affiliate in Utica and played in 34 contests. He registered 22 points (9g-13a) with Utica and was recalled from the AHL on Jan. 17, 2026. Hameenaho logged his NHL debut on Jan. 19, 2026, at Calgary and registered 12:38 TOI. He earned his first career NHL point on Jan. 23, which was also a multi-point performance (1g-1a). Hameenaho inked his first career point streak via Jan. 27 to Jan. 29, which was two games (1g-1a). He was reassigned to Utica on Feb. 6, before the Winter Olympics started and later recalled on Feb. 18. The 2025-26 campaign marked Hameenaho's first professional season in North America.

## CAREER HIGHLIGHTS

**First NHL:** | **GP:** 11/19/26 @ CGY, 12:38 TOI | **Point:** 1/23/26 @ VAN (1g) | **Assist:** 1/23/26 @ VAN

**Most In A Game:** | **Goals:** 1g, 2x, Last: 1/27/26 vs WPG | **Assists:** 1a, 6x, Last: 4/7/26 vs PHI | **Points:** 2 PTS, 1/23/26 @ VAN (1g-1a) | **Shots:** 3, 6x, Last: 4/11/26 @ DET | **Hits:** 2, 4x, Last: 3/29/26 vs CHI | **TOI:** 15:48, 1/29/26 vs NSH | **BLK:** 2, 4x, Last: 4/5/26 @ MTL

**Milestones:** Played in first career NHL game on 1/19/26 at CGY | Earned first career NHL point & goal on 1/23/26 at VAN

## CAREER STATS

YEAR	TEAM	LEAGUE	REGULAR SEASON											PLAYOFFS					
			GP	G	A	PTS	+/-	PIM	PP	SH	GW	GT	S	GP	G	A	PTS	PIM	
2020-21	Assat U18	U18 SM-sarja	31	23	37	60	-	2	-	-	-	-	-	-	-	-	-	-	-
	Assat U20	U20 SM-sara	1	0	0	0	-1	-	-	-	-	-	-	-	-	-	-	-	
2021-22	Assat U20	U20 SM-sara	42	21	16	37	7	12	-	-	-	-	-	3	0	1	1	0	
	Assat U18	U18 SM-sarja	4	5	6	11	-	-	-	-	-	-	-	-	-	-	-	-	
	Hermes	Mestis	3	3	0	0	-2	0	-	-	-	-	-	-	-	-	-	-	
	Finland U18	WJC-18	6	2	1	3	0	2	-	-	-	-	-	-	-	-	-	-	
2022-23	Assat	Liiga	51	9	12	21	-11	14	-	-	-	-	-	8	3	1	4	2	
	Finland U20	WJC-20	13	3	2	5	-1	0	-	-	-	-	-	-	-	-	-	-	
2023-24	Assat	Liiga	46	14	17	31	12	10	-	-	-	-	-	-	-	-	-	-	
2024-25	Assat	Liiga	58	20	31	51	5	28	-	-	-	-	-	10	1	4	5	4	
	Finland	WC	8	1	3	4	2	4	-	-	-	-	-	-	-	-	-	-	
2025-26	Utica	AHL	37	10	16	26	-11	12	3	1	1	-	77	-	-	-	-	-	
	DEVILS	NHL	33	2	6	8	-3	14	0	0	0	-	47	-	-	-	-	-	
	<b>DEVILS TOTALS</b>		<b>33</b>	<b>2</b>	<b>6</b>	<b>8</b>	<b>-3</b>	<b>14</b>	<b>0</b>	<b>0</b>	<b>0</b>	<b>-</b>	<b>47</b>	<b>-</b>	<b>-</b>	<b>-</b>	<b>-</b>	<b>-</b>	
	<b>NHL TOTALS</b>		<b>33</b>	<b>2</b>	<b>6</b>	<b>8</b>	<b>-3</b>	<b>14</b>	<b>0</b>	<b>0</b>	<b>0</b>	<b>-</b>	<b>47</b>	<b>-</b>	<b>-</b>	<b>-</b>	<b>-</b>	<b>-</b>	

## NOMINATIONS/AWARDS

2020-21 U18 SM-sarja Best Player | 2021-22 U18 WJC Bronze Medal | 2023-24 U20 SM-sarja champion

## THROUGH THE YEARS

**2024-25:** Hameenaho completed his third season in Liiga with Assat, while his 51 points (20g-31a) ranked second on the team. His 20 goals led all Assat skaters. Hameenaho recorded five points (1g-4a) in 10 playoff contests. He later represented Finland at the IIHF's World Championship and tallied four points (1g-3a) in eight games.


**2023-24:** Skated in his second season with Assat and recorded 31 points (14g-17a) in 46 games. He helped Assat win the SM-sarja (U20) championship, and tallied four goals and eight assists in six postseason games. He represented Finland at the IIHF's World Junior Championship and recorded six points (4g-2a) in seven games.

**2022-23:** Hameenaho played in his first Liiga season and earned 21 points (9g-12a) in 51 regular-season games. He later chipped in four points (3g-1a) in eight postseason contests. The forward represented Finland at the IIHF's World Junior Championship and tallied two points (1g-1a) in five games.

**2021-22:** He played at the U18 and U20 levels with Assat in the SM-sarja, while playing in 42 games at the U20 level. His 37 points (21g-16a) ranked fourth on the team and his 21 goals ranked second on the team. He helped Finland win a Bronze Medal at the IIHF's U18 WJC.

**International:** Finland | 2021-22 U18 WJC, 6 GP, 2g-1a-3 PTS, Bronze Medal | 2022-23 WJC, 5 GP, 1g-1a-2 PTS | 2023-24 WJC, 7 GP, 4g-2a-6 PTS | 2024-25 WC, 8 GP, 1g-3a-4 PTS





# DOUGIE HAMILTON

7 | DEFENSEMAN



**NO. 7 | HT: 6'6" | WT: 230 LBS | SHOOTS: RIGHT | BORN: 6/17/1993, TORONTO, ONT.**

**DRAFT: BOSTON'S FIRST CHOICE, FIRST ROUND (9TH OVERALL), 2011 NHL DRAFT**

## 2025-26

Hamilton completed his fourth season with the Devils and earned 39 points (12g-27a) in 76 games. The veteran blueliner earned two power-play goals against San Jose on Oct. 24, which marked the third time in his career that he earned multiple PPG in a game. On Oct. 24, he earned his 164th career point, which passed Paul Martin for the ninth most points that a blueliner earned in franchise history. It also marked his 12th career game-winning goal with the Devils, which Andy Greene for the fourth most GWG that a defenseman earned his franchise history.

Hamilton logged a season-high nine-game point streak from Jan. 12 to Jan. 29, which marked the eighth instance in franchise history that a defenseman earned a point streak of eight, or more, games. His nine game point streak marked the fourth longest that a defenseman recorded for franchise history. During the streak, he also recorded an eight-game assist streak, which tied Barry Beck (1977-78) and Brian Rafalski (2006-07) for the longest assist streak that a defenseman earned for franchise history.

Hamilton climbed the ladder for the all-time ranks among defenseman in franchise history. His 199 career points with the Devils passed Ken Daneyko and rank eighth all-time among defensemen for franchise history. His 142 career assists passed Paul Martin and tied Daneyko for the eighth most in franchise history for defensemen. Hamilton 57 career goals with the Devils passed Joe Cirella and are the fifth most that a defenseman recorded all-time for franchise history. His 23 career power-play goals with the Devils passed Rob Ramage for the fourth most that a defenseman earned for franchise history. Additionally, Hamilton's 14 career game-winning goals with the Devils rank third all-time for defensemen in franchise history.

## CAREER HIGHLIGHTS

**First NHL:** | GP: 1/19/2013 vs NYR, 13:40 TOI | **Point:** 1/23/2013 @ NYR, 1A | **Goal:** 2/15/2013 @ BUF

**Most In A Game:** | **Goals:** 3G, 2/17/18 vs FLA | **Assists:** 3A, 9 times, last: 11/9/2024 @ NYI | **Points:** 3 PTS, 20 times, last: 10/24/25 vs SJS (2g-1a) | **Shots:** 11 SOG, 3/16/2021 @ DET | **Hits:** 6 hits, 6x, last: 2/23/25 @ NSH | **TOI:** 28:32, 10/28/2014 vs MIN | **BLK:** 6 blocks, 10/10/24 vs TOR

**Milestones:** Played in 100th career game on 4/2/2014 @ DET | Played in 300th career game on 1/6/2017 @ VAN | Played in 600th career game on 4/26/2021 @ DAL | Earned 100th career point on 11/18/2018 vs NEW JERSEY (1A) | Earned 300th career point on 1/16/2021 @ DET (1A) | Earned 100th career goal on 4/3/2021 vs DAL | Played in 350th career game on 11/14/21 @ NYR | Played in 700th career NHL game on 12/17/22 vs FLA | Played in 700th career NHL game on 12/17/22 vs FLA | Earned 400th career point on 13/30/22 at PIT | Played in 800th career NHL game on 12/6/2024 vs SEA | Earned 500th career point on 2/23/25 @ NSH | Played in 900th career NHL game on 3/24/26 @ DAL

## HAT TRICKS

February 17, 2018, vs FLA, R. Luongo (3g-0a-3PTS)

## PERSONAL

Dougie enjoys exploring New Jersey & the surrounding area in his free time & is passionate about the community. He has an older brother, Freddie, who played in the NHL for six seasons. Both of his parents participated in the 1984 Olympic Games. His mother, Lynn, was a point guard for the Canadian women's basketball team & his father, Doug, was a rower in the men's quadruple sculls.

## CAREER STATS

YEAR	TEAM	LEAGUE	REGULAR SEASON													PLAYOFFS			
			GP	G	A	PTS	+/-	PIM	PP	SH	GW	GT	S	G	A	PTS	PIM		
2009-10	Niagra IceDogs	OHL	64	3	13	16	-8	36	-	-	-	-	-	5	0	1	1	4	
	Canada Ontario U17	WHC-17	6	0	1	1	-	0	-	-	-	-	-	-	-	-	-	-	
2010-11	Niagra IceDogs	OHL	67	12	46	58	35	77	-	-	-	-	-	14	4	12	16	16	
	Niagra IceDogs	OHL	50	17	55	72	37	47	-	-	-	-	-	20	5	18	23	16	
2011-12	Canada	WJC-20	6	2	4	6	7	6	-	-	-	-	-	-	-	-	-	-	
	Niagra IceDogs	OHL	32	8	33	41	25	32	-	-	-	-	-	-	-	-	-	-	
2012-13	Canada	WJC-20	6	1	1	2	3	0	-	-	-	-	-	-	-	-	-	-	
	Boston Bruins	NHL	42	5	11	16	4	14	2	0	0	-	83	7	0	3	3	0	
2013-14	Boston Bruins	NHL	64	7	18	25	22	40	2	0	1	-	114	12	2	5	7	14	
	Boston Bruins	NHL	72	10	32	42	-3	41	5	0	2	-	188	-	-	-	-	-	
2014-15	Boston Bruins	NHL	82	12	31	43	-14	46	5	0	3	-	190	-	-	-	-	-	
	Calgary Flames	NHL	81	13	37	50	12	64	2	0	5	-	222	4	0	1	1	8	
2015-16	Calgary Flames	NHL	82	17	27	44	1	64	6	4	-	270	-	-	-	-	-	-	
	Calgary Flames	NHL	82	18	21	39	0	54	2	0	2	-	259	15	3	4	7	10	
2016-17	Calgary Flames	NHL	47	14	26	40	30	32	2	0	3	-	170	5	1	1	2	4	
	Carolina Hurricanes	NHL	55	10	32	42	20	35	2	1	2	-	180	11	2	3	5	12	
2017-18	Carolina Hurricanes	NHL	62	9	21	30	-19	34	2	0	1	-	197	-	-	-	-	-	
	Carolina Hurricanes	NHL	82	22	52	74	23	50	8	0	7	-	275	12	1	3	4	2	
2018-19	Carolina Hurricanes	NHL	80	5	11	16	-8	20	4	0	0	-	61	-	-	-	-	-	
	Carolina Hurricanes	NHL	64	9	31	40	8	30	5	0	3	-	186	5	0	2	2	6	
2019-20	Carolina Hurricanes	NHL	77	12	26	38	-2	50	4	0	3	-	202	-	-	-	-	-	
	Carolina Hurricanes	NHL	77	12	26	38	-2	50	4	0	3	-	202	-	-	-	-	-	
<b>DEVILS TOTALS</b>			<b>305</b>	<b>57</b>	<b>141</b>	<b>198</b>	<b>2</b>	<b>184</b>	<b>23</b>	<b>0</b>	<b>14</b>	<b>-</b>	<b>921</b>	<b>17</b>	<b>1</b>	<b>5</b>	<b>6</b>	<b>8</b>	
<b>NHL TOTALS</b>			<b>912</b>	<b>163</b>	<b>376</b>	<b>539</b>	<b>74</b>	<b>574</b>	<b>51</b>	<b>1</b>	<b>36</b>	<b>-</b>	<b>2597</b>	<b>71</b>	<b>9</b>	<b>22</b>	<b>31</b>	<b>56</b>	

## NOMINATIONS/AWARDS

2009-10 OHL Top Academic High School Player | 2010-11 CHL & OHL Scholastic Player of the Year, Hlinka Memorial Gold Medal | 2011-12 CHL Defenseman of the Year, OHL Most Outstanding Defenseman, OHL Most Points By A Defenseman, U20 WJC Bronze Medal, U20 WJC Most Points By A Defenseman | 2019-20 NHL All-Star (Did not play - Injury)

## THROUGH THE YEARS

**2024-25:** Hamilton entered his fourth season with New Jersey and earned 40 points (9-31) in 63 games, which marked the eighth time in Hamilton's career that he reached the 40-point benchmark in a season. Hamilton is one of 16 active defensemen since 2019-20 who have recorded four, or more, seasons with at least 40 points. Hamilton dressed in his 800th career NHL game on Dec. 6 vs Seattle. He later earned his 112th career assist with New Jersey on Feb. 8, which passed Slava Fetisov for 11th place all-time among defensemen for franchise history. On Jan. 25, Hamilton earned his 153rd career point with New Jersey, which passed Tommy Albelin for the 10th most points that a defenseman earned all-time for franchise history. Hamilton earned his ninth multi-point game on Feb. 23 at Nashville, which marked his 39th career multi-point effort with New Jersey. Hamilton's 39 career multi-point games with New Jersey passed Damon Severson (38) and Joe Cirella (38) for the fifth most that a defenseman earned all-time for franchise history. The Feb. 23rd effort also marked Hamilton's 45th career goal, which passed Brian Rafalski for the seventh most goal that a blueliner earned all-time for franchise history. The Feb. 23 contest also marked Hamilton's 500th career NHL point, which also factored on Ondrej Palat's 500th career point. It marked the second instance in NHL history that two players hit that milestone in the same game (C. Drury/S. Gomez w/ NYR on Feb. 1, 2008). Hamilton suffered a lower-body injury on March 4, at Dallas, but did return for the team's regular-season finale (23:42 TOI).

**2023-24:** Hamilton entered his third season with New Jersey, but was limited to 20 games, while tallying 16 points (5g-11a). He recorded 20:59 ATOI, but suffered a season-ending injury (torn left pectoral muscle) on Nov. 28, 2023 against the New York Islanders.

**2022-23:** Hamilton set a Devils team record, and tied a franchise record (B. Beck, 1977-78), 22 goals for defensemen in a single season. His 52 assists ranked second all-time in franchise history (S. Stevens, 60, 1993-94) for helpers that a defenseman earned in a single season. His 22 goals, 52 assists and 74 points marked career-highs across the board. His

eight power-play goals, and game-winning goals, also marked career-highs. Hamilton's eight power-play goals also ranked third all-time in team history for defensemen behind S. Niedermayer (1997-98, 11/2003-04, 9). Hamilton's seven game-winners set a franchise record for defensemen.


**2022-23 Stanley Cup Playoffs:** Apr. 22 @ NYR: Scored 1st career OTG -2nd NJ D-man in fran. history who scored an OTG (B. Rafalski, 2001, at TOR) ...1 of 8 NJ D-men in fran. history who earned a multi-PTS GP vs NYR.

**2021-22:** Signed a 7-year contract with NJD on July 23...Scored 0:17 into season opener & NJD debut vs CHI, which set a franchise record for fastest goal to start a season...Earned first career multi-point game with NJD (2a) on Oct. 26 vs CGY...Missed first game of the season due to lower-body inj. On Nov. 5...Recorded 350th career point (PPG, 1st w/ NJD) @ NYR...Left game in 1st period on Jan. 2 vs WSH, upper-body inj. (puck to the face...)...Jan. 4, Placed on I.R. retroactive to Jan. 2...Jan. 5, received jaw surgery, out indefinitely...Jan. 7, placed in COVID protocol, removed Jan. 13...Feb. 22, Activated off I.R...Returned to play on Feb. 24 @ PIT...Scored 1st OT-GWG with NJD vs STL in 3-2 win.

**2020-21:** Completed ninth NHL season & third with CAR...His 42 PTS (10g-32a) led all CAR defensemen & tied for third-most overall on the Hurricanes...His 42 PTS, 18 PPP & 10 goals tied for fifth-most for all NHL defensemen...His 180 SOG led all NHL defensemen... Was a +20, which ranked tied for eighth for all NHL defensemen...Netted his first career shorthanded goal on Mar. 14 @ DET...Earned his 100th career goal on Apr. 2 vs DAL, & 300th career point on Jan. 16 @ DET...Recorded 5 PTS (2g-3a) & was a +7 in 11 playoff games.

**International:** Canada | 2011-12 U20 WJC, 6 GP, 2g-4a-6PTS, won Bronze Medal | 2012-13 U20 WJC, 6 GP, 1g-1a-2PTS





# NICO HISCHIER

13 | CENTER



**NO. 13 | HT: 6'1" | WT: 200 LBS | SHOOTS: LEFT | BORN: 1/4/1999, BRIG, SWITZERLAND**  
**DRAFT: NEW JERSEY'S FIRST CHOICE, FIRST ROUND (FIRST OVERALL) IN 2017 NHL DRAFT**

## 2025-26

Hischier skated in his sixth season as captain of Jersey's team. The captain kicked off the season with a multi-point effort (1g-1a) in the team's second game of the season on Oct. 11, at Tampa Bay. The Oct. 11 effort marked his 98th career multi-point game, which passed Zach Parise for the 11th most in franchise history. His multi-assist game on Oct. 18, vs Edmonton marked his 44th career multi-assist game; which tied Bruce Driver, and passed Jamie Langenbrunner, for the 11th most in franchise history.

Hischier earned his 101st career road goal on Nov. 22, at Philadelphia, which passed Travis Zajac for the third most road goals in franchise history. Hischier earned his eighth career overtime goal on Jan. 29, vs Nashville, which tied Scott Niedermayer for the third most in franchise history. He later passed Niedermayer, and tied Jack Hughes, for the second most overtime goals in franchise history; after the captain tallied his ninth career overtime goal on April 12, vs Ottawa.

He recorded a season-high six-game point streak from (6g-6a) from Nov. 22, to Dec. 1. Hishcier recorded four points (2g-2a) on March 14, vs Los Angeles, which tied a career-high and marked the third time in his career that he earned four points in a game. The March 14 effort marked his 194th career goal, which tied Zach Parise for the fifth most in franchise history.

Hischier played in his 600th career game on March 29, vs Chicago, and the captain became the 19th player all-time for franchise history who played in 600, or more, career games. Hischier's 199 career goals passed Zach Parise for the fifth most in franchise history. His career assist total (289) passed Bobby Holik and ranks 11th all-time for franchise history. Hischier's 488 career points passed Scott Gomez for the sixth most in franchise history.

## CAREER HIGHLIGHTS

**First NHL:** | **GP:** 10/7/17 vs COL, 15:44 TOI | **Point:** 10/9/17 @ BUF, 1A | **Goal:** 10/19/17 @ OTT | **PPG:** 2/18/18 @ CAR

**Most In A Game:** | **Goals:** 3G, twice, last: 3/29/25 @ MIN | **Assists:** 3A, 6 times, last: 2/23/25 @ NSH | **Points:** 4 PTS, twice, last: 2/27/24, @ SJS (1g-3a) | **Shots:** 8 SOG, 3x, last: 10/24/24 @ DET | **Hits:** 4 hits, 6 times, last: 3/9/24, vs CAR | **TOI:** 25:18, 3/31/25 vs MIN | **BLK:** 5, 1/29/22 @ CAR

**Milestones:** Skated in 100th career NHL game on 11/25/18 @ TBL | 100th career NHL point on 10/5/19 @ BUF (1a) | Skated in 200th career game 2/20/20 @ SJS | Named 12th team captain in team history on 2/20/21 (22 yrs old, youngest since Kirk Muller (21) in 1987-88 | 100th career NHL assist on 11/30/21 vs SJS | Earned 200th career point on 4/9/22 @ DAL | Played in 300th career NHL game on 4/29/22 vs DET | Earned 100th career NHL/NJD goal 2/18/23 at PIT | 300 career NHL/NJD PTS on 12/16/23 @ CBJ | 400th career NHL/NJD GP on 12/19/23 vs PHI | 200 career NHL/NJD assists on 2/27/24 @ SJS | Played in 500th career NHL game on 1/18/25 vs PHI

## HAT TRICKS

November 25, 2024, vs Nashville (3g-0a) vs J. Saros  
 March 29, 2025, at Minnesota (3g-0a) vs F. Gustavsson

## PERSONAL

Father, Rino, played soccer with FC Naters and his mother Katja works as a sports teacher...Has an older brother, Luca, plays for EHC Biel-Bienne in the Swiss NLA, while older sister, Nina, played volleyball at a high level in Switzerland...Katja took Luca and Nico to nearby Visp to learn to skate since there were no rinks in Naters...Went to his first baseball game at Yankee Stadium during his media tour following being drafted #1 overall; also attended the Red Bull NY-NYCFC Major League Soccer match during his tour...Visited NASDAQ Opening Ceremony and Newark City Hall during his tour of the New Jersey/Metropolitan area...Has a sandwich named after him at Hobby's Deli in Newark; the #1 Nico has grilled chicken, red "Jersey" tomato, honey mustard and Swiss Cheese...Met his countryman Roger Federer at the 2017 US Open in Flushing...Patterned his game after watching Pavel Datsyuk; enjoys volleyball, soccer and swimming in his free time...One of his favorite shows is Pecky Blinders...If there is one thing he can't live without it would be music.

## CAREER STATS

YEAR	TEAM	LEAGUE	REGULAR SEASON													PLAYOFFS			
			GP	G	A	PTS	+/-	PIM	PP	SH	GW	GT	S	GP	G	A	PTS	PIM	
2015-16	Bern U20	Elite Jr. A	18	11	17	28	-	2	-	-	-	-	-	-	-	-	-	-	-
	Bern	Swi.	15	1	0	1	-	2	-	-	-	-	-	-	-	-	-	-	-
	Visp	Swi-2	7	1	1	2	-	0	-	-	-	-	-	6	2	0	2	8	
2016-17	Switzerland	WJC-A	6	0	2	2	-	0	-	-	-	-	-	-	-	-	-	-	-
	Halifax	QMJHL	57	38	48	86	-	24	-	-	-	-	-	6	3	4	7	0	
	Switzerland	WJC-A	5	4	3	7	-	2	-	-	-	-	-	-	-	-	-	-	
2017-18	DEVILS	NHL	82	20	32	52	10	26	1	0	2	-	180	5	1	0	1	0	
2018-19	DEVILS	NHL	69	17	30	47	0	24	3	0	3	-	160	-	-	-	-	-	
	WC-SWI	IHF	8	4	5	9	3	4	-	-	-	-	-	-	-	-	-	-	
2019-20	DEVILS	NHL	58	14	22	36	16	-12	2	1	1	-	123	-	-	-	-	-	
2020-21	DEVILS	NHL	21	6	5	11	-9	4	2	3	1	-	44	-	-	-	-	-	
2021-22	DEVILS	NHL	70	21	39	60	-1	17	4	0	2	-	153	-	-	-	-	-	
2022-23	DEVILS	NHL	81	31	49	80	33	10	7	3	9	-	256	12	1	6	7	2	
2023-24	Switzerland	WC	4	1	2	3	0	-	-	-	-	-	-	-	-	-	-	-	
	DEVILS	NHL	71	27	40	67	-5	12	6	1	4	-	182	-	-	-	-	-	
2024-25	DEVILS	NHL	75	35	34	69	9	20	14	0	3	-	187	5	4	0	4	0	
2025-26	DEVILS	NHL	82	28	38	66	-6	29	11	0	6	-	211	-	-	-	-	-	
	Switzerland	OG	5	1	3	4	1	0	-	-	-	-	-	-	-	-	-	-	
<b>DEVILS TOTALS</b>			<b>609</b>	<b>199</b>	<b>289</b>	<b>488</b>	<b>15</b>	<b>154</b>	<b>51</b>	<b>6</b>	<b>30</b>	<b>-</b>	<b>1496</b>	<b>22</b>	<b>6</b>	<b>6</b>	<b>12</b>	<b>2</b>	
<b>NHL TOTALS</b>			<b>609</b>	<b>199</b>	<b>289</b>	<b>488</b>	<b>15</b>	<b>154</b>	<b>51</b>	<b>6</b>	<b>30</b>	<b>-</b>	<b>1496</b>	<b>22</b>	<b>6</b>	<b>6</b>	<b>12</b>	<b>2</b>	

QMJHL All-Rookie Team (2017) • QMJHL Best Professional Prospect (Mike Bossy Trophy) (2017) • QMJHL Offensive Rookie of the Year (Michel Bergeron Trophy) (2017) • QMJHL Rookie of the Year (2017) • CHL Rookie of the Year (2017) • E.J. McGuire Award of Excellence (2017)

\*Led League

## NOMINATIONS/AWARDS

2016-17, CHL & QMJHL Rookie of the Year, QMJHL All-Rookie Team, QMJHL Offensive Rookie of the Year | 2017-18 NHL's 1st Star of the Week (ending Feb. 18) | 2019-20 NHL All-Star | 2022-23 Selke Trophy nominee

## THROUGH THE YEARS

**2024-25:** Hishier completed his fifth season as captain with New Jersey. He is the longest-tenured European captain in Devils' team history. Hischier's memorable season began in Prague, Czechia, after he recorded a career-high 21 face-off wins in a game. On Oct. 19, vs Washington, Hischier scored two goals 0:10 apart (0:34-0:44, 2nd period), which marked a franchise record for the fastest two goals scored by a single player. The two tallies also marked the franchise record for the two fastest goals scored from the start of a period. On Oct. 24 at Detroit, he tied a career-high eight shots on goal and passed Jamie Langenbrunner and Claude Lemieux for 14th place all-time in franchise history with 143 career goals. Hischier earned his first career hat-trick on Nov. 25, vs Natural, which also marked the fourth player in franchise history who earned a natural hat-trick in a single period. He became the first Swiss-born player in NHL history who earned a natural hat-trick. January 4, 2025, marked the third time that Hischier scored a goal on his birthday (most instances in franchise history). The captain played in his 500th career NHL game on Jan. 18, vs Philadelphia. Hischier was placed on I.R. on Feb. 6 (retro-active to Jan. 25) and was activated from I.R. on Feb. 22 vs Dallas. On March 1, he earned his 400th career point, which passed Bruce Driver for the 12th most points in franchise history. On March 4, he earned his 21st power-play point, which marked a career-high. From March 11 to March 26, he tied a career-high eight-game point streak (4g-6a). Hischier earned his second career hat-trick on March 29 at Minnesota, and his 33 goals at the time marked a career-high for a single season. On March 31, against Minnesota, Hischier logged a career-high 25:18 TOI.

CONTINUED ON NEXT PAGE



**2023-24:** Hischier completed his fourth season as captain for New Jersey and logged a career-high 19:29 ATOI per game. The captain also recorded a career-high 56.6% overall face-off% for a single season. The forward earned 60, or more, points in a single season for the third consecutive campaign dating to 2021-22. Hischier recorded a season-high five-game point streak from Mar. 26, 2024, to Apr. 6 (3g-5a). The 2017 No. 1 overall draft selection also scored the second-fastest goal scored from the start on an NHL outdoor game on Feb. 17, 2024, vs Philadelphia at MetLife Stadium (0:32). Hischier tied a career-high 4 PTS (1g-3a in a game played via Feb. 27, 2024 at San Jose, and logged a career-high 24:59 TOI in a single game on Apr. 3, 2024, at NY Rangers.

**2022-23:** Oct 13 at PHI: Missed game due to lower-body injury...Oct. 15 vs DET: NJ announced his return to the lineup for home opener...Oct. 20 at NYI: 1st 3-point outing for the season (1g-2a) ...Oct. 28 vs COL: was 16/17 on face-offs, at 94.1%, which tied a franchise record for the highest face-off% in a single game for skaters who took at least 15 face-offs in a contest, Bobby Holik also won 16/17 face-offs, at 94.1%, on Jan. 2, 1999, at Ottawa. Nov. 3 @ EDM: Ext. PTS streak to 3 GP (2g-2a), Team improved to 7-0-0 when he recorded a PTS in a GP...Nov. 8 vs CGY: Ext. PTS streak (1g-1a) to 5 GP (3g-4a)...Nov. 10 vs OTT: EXT PTS Streak (2g) to 6 GP, which tied a career-high, Earned 5th-career OT-GWG.

**2022-23 Stanley Cup Playoffs:** Apr. 27 v NYR: Led NJ w/ 6 hits (SCP career high) ... May. 1 v NYR: Ext. PTS/assists streak to 5 GP (0g-5a) ...May 3 @ CAR: PTS/assists Streak ended ...May 7 v CAR: Logged 1st goal for '23 SCP.

**2021-22:** First full 82-game season as captain...earned first goal of season vs BUF on Oct. 23...Earned 100th career assist vs SJS on Nov. 30...Dec. 3, ended 10-game goal drought @ WPG...Placed in COVID protocol & missed game @ NYI, removed Dec. 26...Logged career-high 5 blocks in a game @ CAR...Tied career-high 3 PPG in a season on Feb. 7 @ OTT...Tied goal streak to 4 GP (2018) on Feb. 13 vs PIT...Tied career high 7 SOG @ NYR on Mar. 4...Sidelined due to lower-body inj. Vs COL on Mar. 8, returned on Mar. 15 @ VAN after missing 3 GP...Tied career-high 52 PTS (2018) vs MTL on Apr. 7...6th youngest skater in franchise history who recorded 200 career PTS on @ DAL on Apr. 9...Set career-high 21g in a season vs CAR on Apr. 23.

**2020-21:** Completed fourth professional NHL season with New Jersey, scoring six goals and adding five assists for 11 points in 21 games...Named 12th captain in team history on 2/20/21 when he made season debut vs Buffalo...Missed team's opening 11 games due to a lower-body injury...Scored first goal of season 2/25/21 @ Buffalo...Suffered an upper-body injury on 2/27, received sinus surgery and missed 24 games...Returned on 4/13/21 vs Rangers...Netted his second-career shorthanded goal on 5/1/21 @ Philadelphia.

**International:** Switzerland | 2014-15 U18 WJC, 5 GP, 1g-0a-1PTS | 2015-16 WJC, 5 GP, 1g-3a-4PTS, assistant captain | 2015-16 U20 WJC, 6 GP, 0g-2a-2PTS | 2016-17 U18 WJC, 5 GP, 1g-5a-6PTS, assistant captain | 2016-17 U20 WJC, 5 GP, 4g-3a-7PTS | 2018-19 WC, 8 GP, 4g-5a-9PTS | 2020-21 WC, 8 GP, 2g-4a-6PTS, assistant captain | 2021-22 WC, 8 GP, 5g-3a-PTS, captain | 2022-23 WC, 4 GP, 1g-2a=3 PTS, assistant captain | 2023-24 WC, 10 GP, 6g-5a-11 PTS, captain | 2026 Winter Olympic Games, 5 GP, 1g-3a=4 PTS





# JACK HUGHES

86 | CENTER



**NO. 86 | HT: 5'11" | WT: 175 LBS | SHOOTS: LEFT | BORN: 5/14/2001, ORLANDO, FLORIDA**  
**DRAFT: NEW JERSEY'S FIRST CHOICE (FIRST ROUND), FIRST OVERALL, IN 2019 NHL DRAFT**

## 2025-26

Hughes completed his seventh NHL season and earned 70, or more, points for the fourth consecutive season. Hughes earned his third career hat-trick on Oct. 21, 2025, at Toronto and he later played in his 400th career NHL game on Jan. 20, 2026, at Edmonton. Hughes recorded his fourth career hat-trick on March 7, 2026, which was against the New York Rangers. Hughes became the seventh player in franchise history who recorded a hat-trick in a regular-season game against the Rangers; and first since Scott Gomez in December of 1999. Hughes' four career hat-tricks are tied with Wilf Paiement and Kirk Muller for the fourth most in franchise history. He also recorded a career-high five points (3g-2a) in the March 7 game against the Rangers, while his six career games with four, or more, points passed Scott Gomez for the seventh most in franchise history.

Hughes became the fourth player in franchise history who earned four consecutive 40-assists seasons, while the 2025-26 campaign marked the second time that he earned 50 assists in a single season. Hughes has recorded 110 career power-play points, which passed Brian Rafalski for the 10th most in franchise history. The forward recorded two shorthanded points (1g-1a), which tied a career-high that he last logged in 2024-25. Hughes has recorded 168 career goals, which passed Petr Sykora for the 10th most in franchise history. His 124 career multi-point games now rank fourth for franchise history.

Number 86 not only shined in a Devils sweater, but on the international stage at the 2026 Winter Olympic Games. He helped Team USA win a Gold Medal at the Olympics for the first time since 1980, after the lefthanded shot scored the overtime winning goal against Canada in the Gold Medal contest. Hughes became the second American-born skater with multiple game-winning goals in a single Olympics with NHL players (Zach Parise - 2010).

## CAREER HIGHLIGHTS

**First NHL:** | GP: 10/4/19 vs WPG, 15:12 TOI | **Point:** 10/17/19 vs NYR, 1A | **Goal:** 10/19/19 vs VAN | **PPG:** 10/19/19 vs VAN

**Most In A Game:** | **Goals:** 3G, 4x, last: 3/7/26, vs NYR | **Assists:** 4A, 10/24/24, @ MTL | **Points:** 5 PTS, 3/7/26, vs NYR (3g-2a) | **Shots:** 13 SOG, 12/19/24 @ CBJ | **Hits:** 2 hits, 4x, last: 2/6/25 vs VGK | **TOI:** 27:16, 12/1/23, vs SJS | **BLK:** 5, 3/27/23 @ NYI

**Milestones:** Skated in 100th career game on 4/9/21 vs PIT | Recorded his 50th career NHL point on 5/1/21 @ PHI (2A) | 100th career NHL point (goal) on 3/22/22 vs NYR | Played in 200th career NHL/NJD GP 12/23/22 vs BOS | Earned 200th career/NJD PTS on 4/6/23 vs CBJ | Tied P. Elias franchise record for most PTS in a single season (96) on 4/8/23 @ BOS | Set franchise record for most PTS in a single season (97) on 4/11/23 vs BUF | Earned 100th career NHL/NJD goal on 12/16/23 @ CBJ | Played in 300th career NHL/NJD GP on 3/24/24 @ NYI | Earned 300th career point on 11/12/24 @ FLA | Earned 200th career assist on 1/6/25 @ SEA | Played in 400th career NHL game on 1/20/26 at EDM | Earned 400th career point on 3/16/26 vs BOS

## HAT TRICKS

November 26, 2022, vs Washington (3g-0a), vs Charlie Lindgren  
 December 16, 2023, at Columbus (3g-0a), vs D. Tarasov/ENG  
 October 21, 2025, at Toronto (3g-0a) vs A. Stolarz/ENG  
 March 7, 2026, vs NY Rangers (3g-2a) vs J. Quick/ENG

## PENALTY SHOTS

DATE	GOALIE/OPOSITION	RESULT	SCORE
12/12/22	I. Shesterkin/NYR	Stopped	?-?, NJD
4/18/23	I. Shesterkin/NYR	CONVERTED	?-?, NJD
3/01/24	L. Dostal/ANA	Stopped	?-?, NJD
4/06/24	J. Korpisalo/OTT	Stopped	?-?, NJD

## PERSONAL

Father, Jim, was a former defenseman for Providence College and an assistant coach in the NHL for the Boston Bruins and his mother Ellen was a three-sport athlete at the University of New Hampshire (hockey, lacrosse and soccer)...Older brother Quinn, plays for Vancouver Canucks and younger brother Luke was drafted by NJD, 4th overall in the 2020 NHL Draft, & completed his sophomore season at Univ. Michigan in 2022-23...Luke then signed a 3-year entry level contract on April 8th, 2023 and made his Devils debut last season...First Devil to wear No. 86...Spends his summers golfing with his friends and family...Jack is a big University of Michigan football fan & his favorite non-hockey athlete is Lebron James.

## CAREER STATS

YEAR	TEAM	LEAGUE	REGULAR SEASON													PLAYOFFS			
			GP	G	A	PTS	+/-	PIM	PP	SH	GW	GT	S	GP	G	A	PTS	PIM	
2017-18	US U17	Exhibition	15	10	23	33	-	4	-	-	-	-	-	-	-	-	-	-	-
	US U18	Exhibition	18	9	20	29	-	2	-	-	-	-	-	-	-	-	-	-	-
	US U17	USHL	9	3	12	15	-	6	-	-	-	-	-	-	-	-	-	-	-
	US U18	USHL	18	18	21	39	-	4	-	-	-	-	-	-	-	-	-	-	-
2018-19	US U18	Exhibition	26	13	39	52	-	19	-	-	-	-	-	-	-	-	-	-	-
	US U18	USHL	24	12	36	48	-	4	-	-	-	-	-	-	-	-	-	-	-
2019-20	DEVILS	NHL	61	7	14	21	26	-10	4	0	2	-	-	123	-	-	-	-	-
2020-21	DEVILS	NHL	56	11	20	31	-3	16	1	0	1	-	-	142	-	-	-	-	-
2021-22	DEVILS	NHL	49	26	30	56	-16	0	6	0	2	1	-	65	-	-	-	-	-
2022-23	DEVILS	NHL	78	43	56	99	10	6	9	0	6	-	-	336	12	6	5	11	2
2023-24	DEVILS	NHL	62	27	47	74	-12	12	9	0	4	-	-	274	-	-	-	-	-
2024-25	DEVILS	NHL	62	27	43	70	12	18	6	1	7	-	-	229	-	-	-	-	-
2025-26	U.S.A.	NHL 4 Nations	4	0	1	1	0	0	-	-	-	-	-	-	-	-	-	-	-
	DEVILS	NHL	61	27	50	77	0	10	4	1	5	-	-	229	-	-	-	-	-
	U.S.A.	OG	6	4	3	7	8	2	-	-	2	-	-	-	-	-	-	-	-
<b>DEVILS TOTALS</b>			<b>429</b>	<b>168</b>	<b>260</b>	<b>428</b>	<b>-35</b>	<b>72</b>	<b>39</b>	<b>2</b>	<b>27</b>	<b>-</b>	<b>-1498</b>	<b>12</b>	<b>6</b>	<b>5</b>	<b>11</b>	<b>2</b>	<b>-</b>
<b>NHL TOTALS</b>			<b>429</b>	<b>168</b>	<b>260</b>	<b>428</b>	<b>-35</b>	<b>72</b>	<b>39</b>	<b>2</b>	<b>27</b>	<b>-</b>	<b>-1498</b>	<b>12</b>	<b>6</b>	<b>5</b>	<b>11</b>	<b>2</b>	<b>-</b>

## NOMINATIONS/AWARDS

2017-18 U18 WJC All-Star Team, U18 WJC Most Valuable Player, U18 WJC Silver Medal, USA Hockey Junior Player of the Year | 2018-19 U18 WJC All-Star Team, U18 WJC Bronze Medal, U20 WJC Silver Medal | 2022-23 Lady Byng Memorial Trophy nominee | NHL's 2nd Star of the Week, week ending on Jan. 2, 2023 | NHL's 1st Star of the Month (January 2023) | NHL's 1st Star of the Month (October 2023) | NHL's 3rd Star of the Week, week ending on Dec. 3, 2023 | 2024 King Clancy Memorial Trophy Nominee | 2026 Olympic Gold Medal w/ Team USA, 2026 King Clancy nominee, NHL's 3rd Star of the Week, week ending on Oct. 26, NHL's 2nd Star of the Week, week ending on April 5

## THROUGH THE YEARS

**2024-25:** Hughes recorded 70, or more, points in his third consecutive season (27g-43a) in 62 games. His seven game-winning goals marked a career-high, while he tallied his first shorthanded goal on Feb. 2, at Buffalo. He earned his first career shorthanded point (1a) on Dec. 12, 2024, vs Los Angeles.

On November 9, at the NY Islanders, the lefthanded shot earned his seventh career overtime goal. His seven career overtime goals tied Zach Parise for the most in franchise history. Hughes earned his 300th career point on Nov. 12, at Florida, and required the fewest games (325) to reach 300 PTS in franchise history (K. Muller, 332). On Dec. 14, he earned his 20th career game-winning goal, which Ilya Kovalchuk and David Clarkson for 19th all-time in franchise history. Hughes earned his 200th career assist on Jan. 6, at Seattle and required the fewest games (349) in franchise history to earn 200 assists (prior S. Gomez w/ 351 GP). Hughes logged a career-high 13 shots on goal on Dec. 19 at Columbus, which tied Wilf Paiement for the second most in a single game for franchise history (C. Lemieux, 14 in 1992-93).

He earned his eighth career multi-point game against the New York Rangers on Jan. 9, which mark Hughes' most vs any single opponent. His eight multi-point games vs the Rangers leads all skaters since his rookie campaign in 2019-20. He became one of 10 skaters in franchise history with four (or more) 50-point seasons.

CONTINUED ON NEXT PAGE



On January 25, at Montreal, he earned his eighth career overtime goal, which tied Scott Niedemayer for the second most in franchise history. Hughes earned a franchise record 12-game road point streak (8g-9a) from Jan. 4 to March 1. After suffering an upper-body injury on March 2 at Vegas, the team announced that Hughes was placed on LTIR on March 5 (season-ending surgery).

**2023-24:** Hughes completed his fifth season and earned more than 7 points in a single campaign for consecutive seasons (27g-47a=74 PTS). Hughes' nine power-play goals ranked second on New Jersey (T. Meier, 10), while the nine PPG also tied a career-high set in 2022-23. Hughes earned his second-career hat trick on Dec. 16, 2023, at Columbus. He earned four points in a game twice (last: 10/24/23 @ MTL) The forward recorded 10 games with three, or more, points, which marked his most contests for that matter in a single season. Hughes recorded a seven-game point-streak from the start of the season, which ranks third in franchise history. The fifth-year player was limited to 62 GP due to an upper-body injury. The team announced on Apr. 9, that he would receive shoulder surgery and miss the remainder of the season. **2022-23:** Nov. 1 @ VAN: Ext. PTS streak to 4 GP (3g-4a) after a 1g-1a=2 PTS night, -Tied career-high 8 SOG in a GP, last: Feb. 25, 2021, @ BUF...Nov. 15 @ MTL: Earned 3 GP PTS streak (3g-3a) dating to 11/10, after tallying 2g-1a...Nov. 17 @ TOR: 4 GP PTS streak (3g-4a), earned 1A...Nov. 21 vs EDM: Earned 2 assists: recorded the 34th multi-point GP of career & passed S. Gomez (33) for sole possession of the 4th most by a Devils/Rockies/Scouts player age 21 or younger. Hughes trails only K. Muller (63), B. Shanahan (41) & W. Paiement (39).

**2022-23 Stanley Cup Playoffs: Apr. 18 vs NYR:** 2nd player in fran. history who earned a penalty shot in a SCP GP ...-1st player who scored on a penalty shot in a SCP GP in fran. history ...-9th player in fran. history who scored a goal in his first career SCP GP -22:17 TOI ...ranked second in fran. history for most TOI in first career SCP GP w/ NJ

**2021-22:** Completed third pro season...Named NHL All-Star for the first time...Wore assistant captain's letter "A" for the first time in his career...set career-highs with 26 goals, 30 assists and 56 points in a single season...career-high 6 PPG & 19:34 ATOI...Set career-high 8-game point streak via Jan. 31 to Mar. 1 (6g-8a-14 PTS)...Earned 2nd career OT-GWG on Oct. 15 vs CHI...Left game in 1st period vs SEA on Oct. 19 (upper-body inj.)...Placed on I.R. on Oct. 21 with dislocated shoulder, but no surgery, activated off I.R. on Nov. 30, missed 17 GP, & signed an 8-year contract extension, \$64 million...Named NHL's 2nd Star of the Week on Jan. 2...Set career-high 25:43 TOI vs CBJ on Jan. 8...Jan. 25, vs DAL, earned PPP in 4-consecutive games for the 1st time in career...Placed in COVID protocol on Feb. 6, removed Feb. 12...Earned 100th & 101st career PTS on Mar. 22 vs NYR - 4th youngest in franchise history before the age of 21-yrs-old...Left game in 2nd period on Apr. 3 vs NYI due to lower-body inj. & was shut down for remainder of the season.

**2020-21:** Dressed in his second professional NHL season, scoring 11 goals and collecting 20 assists for 31 points in 56 games...His 31 points ranked second on New Jersey and his 20 assists ranked third...Netted two goals and four assists for six points in the opening three games...Recorded two three-game points streaks (1/14 to 1/19 & 2/18 to 2/21)...His six power-play assists ranked first (tied) on New Jersey...Was one of two Devils (Damon Severson) that dressed in all 56 games...Led New Jersey in shots on goal (142)...Led New Jersey with 56 takeaways, which also ranked second (tied) in the NHL...Led all New Jersey forwards in TOI (19:04)...Was one of 10 teenage skaters in franchise history to earn 30 career points before turning 20-years-old.

**International:** USA | 2017-18 U 18 WJC, 7 GP, 5g-7a-12PTS, won Silver Medal | 2018-19 U18 WJC, 7 GP, 9g-11a-20PTS, won Bronze Medal | 2018-19 U20 WJC, 4 GP, 0g-4a-4PTS, won Silver Medal | NHL's 4 Nations, 4 GP, 0g-1a-1 PTS | 2026 Olympic Winter Games, 6 GP, 4g-3a-7 PTS, won Gold Medal





# LUKE HUGHES

43 | DEFENSEMAN



**NO. 43 | HT: 6'2" | WT: 184 LBS | SHOOTS: LEFT | BORN: 9/9/03, MANCHESTER, NH**  
**DRAFT: NEW JERSEY'S FIRST CHOICE (FIRST ROUND), FOURTH OVERALL, IN 2021 NHL DRAFT**

## 2025-26

Hughes played in his third full NHL season, after he tallied 35 points (6g-29a) in 68 games. The blueliner recorded his 100th career point on Nov. 1, 2025, at Los Angeles. He required the fewest games (167) played in Devils team history for a defenseman who earned his 100th career point. He logged a season-high 29:39 TOI on November 8 vs Pittsburgh. After he played in his 200th career NHL game on Jan. 11, 2026, at Winnipeg, his 117 career points were tied with Brian Rafalski for the most that a blueliner earned in franchise history at the time of the milestone.

Hughes missed 10 games due to injury, but returned on Feb. 28. He later earned his 100th career assist on March 7, which was against the NY Rangers. Hughes' 31 career multi-point games passed Rob Ramage for the 10th most that a defenseman earned in franchise history. Hughes played in his last game on April 7, and was shutdown for the remainder of the season due to handling an injury.

## CAREER HIGHLIGHTS

**First NHL:** | **GP:** 4/11/23 vs BUF, 11:15 TOI | **Point:** 4/13/23 @ WSH, 1A | **Goal:** 4/13/23 @ WSH | **PPG:** 10/20/23, @ NYI

**Most In A Game: Goals:** 1, 23x, last: 3/12/26 vs CGY | **Assists:** 3A, twice, last: 3/26/25 @ CHI | **Points:** 3 PTS, 3x last: 3/26/25 @ CHI | **Shots:** 7 SOG, 11/12/25 @ CHI | **Hits:** 2 hits, 8x, last: 1/8/26 @ PIT | **TOI:** 32:49, 4/3/24 @ NYR | **BLK:** 5 blocks, 1/18/25 vs PHI

**Milestones:** 1st career NHL game on 4/11/2023 vs BUF | Earned first point & goal on 4/13/2023 @ WSH | Played in 100th career NHL game on 11/27/2025 | Earned 100th career point on 11/1/25 @ LAK | Played in 200th career NHL game on 1/11/26 @ WPG | Earned 100th career assist on 3/7/26 vs NYR

## CAREER STATS

YEAR	TEAM	LEAGUE	REGULAR SEASON											PLAYOFFS					
			GP	G	A	PTS	+/-	PIM	PP	SH	GW	GT	S	GP	G	A	PTS	PIM	
2019-20	U.S. Nat. U17 Team	USDP	48	7	21	28	-	10	-	-	-	-	-	-	-	-	-	-	-
	USNTDP Juniors	USHL	28	4	9	13	-14	6	-	-	-	-	-	-	-	-	-	-	-
	USA U17	WHC-17	6	1	3	4	-	0	-	-	-	-	-	-	-	-	-	-	
2020-21	U.S. Nat. U18 Team	USDP	38	6	28	34	11	14	-	-	-	-	-	-	-	-	-	-	-
	USNTDP Juniors	USHL	18	4	11	15	5	8	-	-	-	-	-	-	-	-	-	-	-
2021-22	Univ. of Michigan	NCAA	41	17	22	39	26	10	3	0	1	-	-	-	-	-	-	-	-
	USA U20	WJC	5	1	5	6	7	0	-	-	-	-	-	-	-	-	-	-	-
	USA	WC	10	1	3	4	0	0	-	-	-	-	-	-	-	-	-	-	-
2022-23	Univ. of Michigan	NCAA	39	10	38	48	24	26	-	-	-	-	-	-	-	-	-	-	-
	USA	WJC	7	4	1	5	3	2	-	-	-	-	-	-	-	-	-	-	-
	DEVILS	NHL	2	1	1	2	0	0	0	0	1	-	-	3	0	2	2	0	
2023-24	DEVILS	NHL	82	9	38	47	-25	28	4	0	1	-	135	-	-	-	-	-	
2024-25	DEVILS	NHL	71	7	37	44	-9	16	7	0	1	-	121	1	0	0	0	0	
2025-26	DEVILS	NHL	68	6	29	35	-4	32	2	0	1	-	150	-	-	-	-	-	
<b>DEVILS TOTALS</b>			<b>223</b>	<b>23</b>	<b>105</b>	<b>128</b>	<b>-38</b>	<b>76</b>	<b>6</b>	<b>0</b>	<b>4</b>	<b>-</b>	<b>408</b>	<b>4</b>	<b>0</b>	<b>2</b>	<b>2</b>	<b>0</b>	
<b>NHL TOTALS</b>			<b>223</b>	<b>23</b>	<b>105</b>	<b>128</b>	<b>-38</b>	<b>76</b>	<b>6</b>	<b>0</b>	<b>4</b>	<b>-</b>	<b>408</b>	<b>4</b>	<b>0</b>	<b>2</b>	<b>2</b>	<b>0</b>	

## NOMINATIONS/AWARDS

2021-22 BIG 10 All-Rookie Team, BIG 10 Champion, BIG 10 Co-Rookie of the Year | 2022-23 WJC Bronze Medal

## THROUGH THE YEARS

**2024-25:** Hughes completed his second full season with New Jersey and is set to appear in his second postseason. The youngster missed the team's opening nine games due to an upper-body injury and was activated off I.R. on Oct. 24 when the team visited Detroit. After his season debut on Oct. 24, he Required the third-fewest games by a Devils/Rockies/Scouts defenseman to record the first 50 points of his NHL career. The only players to require fewer contests are Barry Beck (60 GP) and Tapio Levo (68 GP). He played in his 100th career NHL game on Nov. 27 against St. Louis. He recorded a season-high four-game point streak from Nov. 29 to Dec. 6 (1g-4a). Hughes earned his third career game-winning goals, and first earned in regulation, on Dec. 27 against Carolina. On Jan. 18, he logged a career-high five blocked shots. On March 26, he tied a career-high three assists in a game. Hughes finished the season with a career-high 13 multi-point games. On March 31, he opened the scoring in his 150th career game (17-72—89 in 150 GP). He passed Joe Cirella (24-64—88 in 212 GP) for the third-most points by a defenseman in franchise history, age 21 or younger. Scott Niedermayer (25-81—106 in 213 GP) and Barry Beck (36-66—102 in 138 GP) top the list. Hughes collected a secondary assist on Nico Hischier's go-ahead goal in the third period to register his 22nd career multi-point game. He passed Scott Niedermayer (21) for the second most by a defenseman in franchise history before their 22nd birthday. He is now tied with Barry Beck (23) for this matter.

**2023-24:** Hughes completed his official rookie season and played in all 82 games. The youngster's 47 points (9g-38a) set a Devils team record for the most points that a rookie defenseman earned in a single season since 1982-83 (W. Butcher, 47, 2017-18). His 25 power-play points also set the team record for the most that a rookie earned in a single season since 1982-83. Hughes logged 32:49 TOI on Apr. 3, 2024, at NY Rangers, which also marked the most TOI in a game played for any rookie skater in franchise history since TOI was tracked. Hughes' 47 points also finished (tied, B. Faber second for all rookie skaters behind C. Bedard, while his 25 power-play points led all rookie skaters.

**2022-23:** Apr. 11 vs BUF: Logged NHL debut (11:15 TOI)...Earned first career PTS and goal on Apr. 13, at Washington (OTG). Became 3rd player in franchise history whose 1st career NHL goal was earned in OT (Y. Sharangovich in 2021 & J. Merrill in 2014).

**2022-23 Stanley Cup Playoffs:** May 7 v CAR: SCP debut -23rd player in fran. history who earned a PTS in 1st career SCP game ...-5th player in fran. history who earned 2 PTS (0g-2a) in 1st career SCP game ...May 9 v CAR: Played in 2nd career SCP GP ...May 11 @ CAR: Ranked 2nd on NJ in TOI (25:02).

**International:** U.S.A. 2021-22 WJC, 5 GP, 1g-5a=6 PTS, WC, 10 GP, 1g-3a=4 PTS | 2022-23 WJC, captain, 7 GP, 4g-1a=5 PTS, Bronze Medal | 2023-24 WC, 8 GP, 2g-3a-5 PTS





# JOHNATHAN KOVACEVIC

8 | DEFENSEMAN



**NO. 8 | HT: 6'5" | WT: 223 LBS | SHOOTS: RIGHT | BORN: HAMILTON, ONTARIO**  
**DRAFT: WINNIPEG'S THIRD SELECTION (THIRD ROUND), 74TH OVERALL IN 2017 NHL DRAFT**

## 2025-26

Kovacevic played in his second season with New Jersey, which marked the blueliner's fifth NHL season. He was sidelined for a majority of the season while he was rehabbing from an offseason procedure. He logged his season debut on Jan. 11, 2026, at Winnipeg. He also logged an assist in his season debut. Kovacevic recorded two fighting majors, while his first fight was logged on Jan. 20, at Edmonton and against V. Podkolzin. His second fighting major was logged on March 16, vs Boston and against M. Kastelic. Kovacevic recorded a season-high six hits on Feb. 26, at Pittsburgh, which marked the third time in the blueliner's career that he logged six, or more, hits in a game (career-high - 8). He recorded two assists on March 7, vs the NY Rangers, which tied a career-high for points and assist totals in a game.

## CAREER HIGHLIGHTS

**First NHL:** | **GP:** 1/27/22 vs VAN, 10:21 TOI | **Point:** 11/9/22 vs VAN, 1A | **Goal:** 12/6/22 @ SEA, 1G | **PPG:** TBD

**Most In A Game:** | **Goals:** 1G, 10x, last: 10/4/24 @ BUF (Czechia) | **Assists:** 2A, 4x, last: 3/7/26 vs NYR | **Points:** 2 PTS, 5x, last: 3/7/26 vs NYR | **Shots:** 6 SOG, 4/6/23 vs WSH | **Hits:** 8 hits, 2/23/25 @ NSH | **TOI:** 25:36, 4/13/23 vs BOS | **BLK:** 4, 8x, last: 3/20/25 vs CGY

**Milestones:** Played in 100th career NHL game on 11/2/23 at ANA | Played in 200th career NHL game on 2/8/2025 at MTL

## CAREER STATS

YEAR	TEAM	LEAGUE	REGULAR SEASON													PLAYOFFS			
			GP	G	A	PTS	+/-	PIM	PP	SH	GW	GT	S	GP	G	A	PTS	PIM	
2016-17	Merrimack	NCAA	36	3	16	19	7	30	2	0	0	-	49	-	-	-	-	-	
2017-18	Merrimack	NCAA	34	2	15	17	-2	14	0	0	-	50	-	-	-	-	-		
2018-19	Merrimack	NCAA	31	4	14	18	-10	14	3	0	0	-	67	-	-	-	-		
	Manitoba	AHL	1	1	1	2	2	0	0	0	-	1	-	-	-	-	-		
2019-20	Manitoba	AHL	45	4	8	12	10	33	1	0	1	-	56	-	-	-	-		
2020-21	Manitoba	AHL	29	2	12	14	10	23	0	0	0	-	50	-	-	-	-		
2021-22	Winnipeg	NHL	4	0	0	0	1	2	0	0	0	-	7	-	-	-	-		
	Manitoba	AHL	62	11	19	30	23	45	0	0	1	-	135	5	0	0	0	2	
2022-23	Montreal	NHL	77	2	12	15	3	42	0	0	0	-	92	-	-	-	-		
2023-24	Montreal	NHL	62	6	7	13	11	42	0	0	0	-	46	-	-	-	-		
2024-25	DEVILS	NHL	81	1	16	17	10	72	0	0	1	-	76	3	0	0	0	2	
2025-26	DEVILS	NHL	34	0	8	8	0	38	0	0	0	-	30	-	-	-	-		
<b>DEVILS TOTALS</b>			<b>115</b>	<b>1</b>	<b>24</b>	<b>25</b>	<b>10</b>	<b>110</b>	<b>0</b>	<b>0</b>	<b>0</b>	<b>-</b>	<b>106</b>	<b>3</b>	<b>0</b>	<b>0</b>	<b>0</b>	<b>2</b>	
<b>NHL TOTALS</b>			<b>258</b>	<b>10</b>	<b>43</b>	<b>53</b>	<b>25</b>	<b>193</b>	<b>0</b>	<b>0</b>	<b>0</b>	<b>-</b>	<b>251</b>	<b>3</b>	<b>0</b>	<b>0</b>	<b>0</b>	<b>2</b>	

## THROUGH THE YEARS

**2024-25:** Kovacevic played in his first season with New Jersey, after he was acquired via trade from Montreal in exchange for a 2026 fourth-round draft pick on June 30, 2024. Kovacevic wasted no time inking his name onto the score sheet for 2024-25, after he recorded his third career multi-point game (1g-1a) in the team's season opener in Czechia. His tally on Oct. 4 in the team's season opener also marked his first career game-winning goal. He played in his 200th career NHL game on Feb. 8 at Montreal.

Kovacevic recorded a career-high 17 points and 16 assists in 2024-25. He logged a career-high 72 PIM, which also ranked first on New Jersey. His block and hit totals were also career-highs. Kovacevic's four major penalties marked a career-high.


**2023-24:** Kovacevic completed his second season with Montreal and recorded a career-high six goals, +11 rating and 42 penalty minutes. He played in his 100th career NHL game on November 22nd, 2023, at Anaheim. New Jersey acquired the blueliner in a trade with Montreal in exchange for a fourth-round pick in the 2026 NHL Draft.

**2022-23:** Montreal claimed Kovacevic off waivers on Oct. 8, 2022, from Winnipeg. He played in a career-high 77 games and recorded a career-high 15 points (3g-12a). Kovacevic also logged a career-high 86 blocks, which ranked fourth on Montreal, while his 93 hits ranked fifth on Montreal.

**2021-22:** Kovacevic inked his NHL debut with Winnipeg and played in four NHL contests. He played in 62 AHL contests with Manitoba and his 30 points (11g-19a) ranked seven the on Manitoba, which also ranked second for all Manitoba defensemen. Kovacevic's +23 rating ranked first on the team.

**2020-21:** Played in 29 games in the AHL with Manitoba and his 14 points (2g-12a) led all Manitoba defensemen.





# ZACK MACEWEN

15 | RIGHT WING



**NO. 15** | HT: 6'4" | WT: 226 LBS | SHOOTS: RIGHT | BORN: CHARLOTTETOWN, PRINCE EDWARD ISLAND  
**DRAFT: UNDRAFTED**

## 2025-26

MacEwen was acquired via trade from Ottawa on Oct. 3, 2025, in exchange for Kurtis MacDermid. The 6'4" forward missed 67 games due to lower-body injury, and played in three games with the Devils. The 29-year-old is an unrestricted free agent this offseason.

## CAREER HIGHLIGHTS

**First NHL:** | GP: 2/11/19, vs SJS 9:45 TOI | **Point:** 2/11/19 vs SJS, 1A | **Goal:** 12/3/19 vs OTT, 1G | **PPG:** TBD |

**Most In A Game:** | **Goals:** 2G, 2x, Last: 10/14/24 vs LAK | **Assists:** 2A, 11/19/22 @ MTL | **Points:** 2 PTS, 10/14/24 vs LAK (2g-0a) | **Shots:** 5 SOG, 3/20/22 vs NYI | **Hits:** 8 hits, 4/13/22 vs NYR | **TOI:** 18:38 TOI, 11/21/22 vs CGY | **BLK:** 4, 2/22/22 vs STL

**Milestones:** Played in 100th career NHL game on 2/12/22 @ DET | Played in 200th career NHL game on 1/2/24 @ VAN

## CAREER STATS

YEAR	TEAM	LEAGUE	REGULAR SEASON													PLAYOFFS			
			GP	G	A	PTS	+/-	PIM	PP	SH	GW	GT	S	GP	G	A	PTS	PIM	
2014-15	Amherst	MJAHL	46	29	23	52	-	103	-	-	-	-	-	-	-	-	-	-	-
	Moncton	QMJHL	9	1	1	2	-	6	-	-	-	-	-	9	2	2	4	10	
2015-16	Moncton	QMJHL	66	10	30	40	-9	56	4	0	0	-	17	4	4	8	14		
2016-17	Gatineau	QMJHL	66	31	43	74	0	90	15	1	-	-	7	6	3	9	2		
2017-18	Utica	AHL	66	10	23	33	-20	56	4	0	4	-	127	5	1	0	1	4	
	Utica	AHL	69	22	30	52	-21	75	8	0	1	-	176	-	-	-	-	-	
2018-19	Vancouver	NHL	4	0	1	1	-4	5	0	0	0	-	2	-	-	-	-	-	
	Utica	AHL	20	5	6	11	2	25	0	0	1	-	54	-	-	-	-	-	
2019-20	Vancouver	NHL	17	5	1	6	6	20	0	0	0	-	17	6	0	1	1	9	
	Vancouver	NHL	34	1	1	2	-2	44	0	0	0	-	31	-	-	-	-	-	
2020-21	Vancouver	NHL	75	3	6	9	-15	110	0	0	0	-	82	-	-	-	-		
2021-22	Philadelphia	NHL	46	4	5	9	-9	54	0	0	3	-	63	-	-	-	-		
2022-23	Philadelphia	NHL	2	1	2	3	2	0	1	0	0	-	4	-	-	-	-		
	Lehigh Valley	AHL	10	0	1	1	-2	12	0	0	0	-	10	1	0	0	0		
2023-24	Los Angeles	NHL	30	2	1	3	-4	57	0	0	1	-	17	-	-	-	-		
	Ottawa	NHL	10	5	2	7	4	8	0	0	1	-	27	-	-	-	-		
2024-25	Belleville	AHL	21	2	1	3	0	21	0	0	0	-	26	-	-	-	-		
	Ottawa	NHL	23	7	9	16	-3	29	0	0	0	-	79	-	-	-	-		
2025-26	Belleville	AHL	3	0	0	0	0	0	0	0	0	-	4	-	-	-	-		
	DEVILS	NHL	3	0	0	0	0	0	0	0	0	-	4	-	-	-	-		
<b>DEVILS TOTALS</b>			<b>3</b>	<b>0</b>	<b>0</b>	<b>0</b>	<b>0</b>	<b>0</b>	<b>0</b>	<b>0</b>	<b>0</b>	<b>0</b>	<b>4</b>	<b>-</b>	<b>-</b>	<b>-</b>	<b>-</b>	<b>-</b>	
<b>NHL TOTALS</b>			<b>240</b>	<b>17</b>	<b>17</b>	<b>34</b>	<b>-30</b>	<b>323</b>	<b>0</b>	<b>0</b>	<b>5</b>	<b>-</b>	<b>252</b>	<b>7</b>	<b>0</b>	<b>0</b>	<b>0</b>	<b>11</b>	

## NOMINATIONS/AWARDS

2014-15 MJAHL Community Leadership Award

## THROUGH THE YEARS

**2024-25:** MacEwen played in 21 games with Ottawa and registered 21 PIM, which included three fighting majors. He also played in 23 games in the AHL with Belleville and recorded 16 points (7g-9a).

**2023-24:** MacEwen signed with Ottawa and played in 30 games at the NHL level. He also registered seven points (5g-2a) in the AHL with Belleville.

**2022-23:** MacEwen began the season with Philadelphia and recorded 54 PIM in 46 games. He was traded to Los Angeles for Brendan Lemieux and a 5th-round pick in the 2024 NHL Draft on March 3, 2023. He appeared in one playoff game with Los Angeles.

**2021-22:** Philadelphia claimed MacEwen off waivers from Vancouver on Oct. 13, 2021. He played in a career-high 75 games and registered a career-high 110 PIM. His 110 PIM and 12 major penalties led all Philadelphia skaters.

**2020-21:** He played in 34 games with Vancouver and logged 44 PIM.

**2019-20:** He played in 17 games with Vancouver and then 20 games in the AHL with Utica.





# JACOB MARKSTROM

25 | GOALIE



**NO. 25** | HT: 6'6" | WT: 207 LBS | CATCHES: LEFT | BORN: 1/31/90, GALVE, SWEDEN

**DRAFT: FLORIDA'S FIRST CHOICE (SECOND ROUND) 31ST OVERALL IN 2008 NHL DRAFT**

## 2025-26

Markstrom played in his second season with New Jersey, after the veteran netminder recorded 23 wins in 44 games. Markstrom recorded four assists, which tied Martin Brodeur (6x) for the most assists that a netminder earned in a single season for franchise history. Markstrom recorded his first career fighting major on March 31, which was against NY Rangers' netminder Igor Shesterkin. He became the ninth goaltender in franchise history who logged a fighting major and first since Corey Schwab on Dec. 9, 1995, vs the NY Islanders. Markstrom logged one shutout, which he recorded on April 5, at Montreal (18 saves). Markstrom signed a two-year contract extension on Nov. 1, 2025, worth \$12 million (\$6 million AAV).

Markstrom represented Sweden at the 2026 Winter Olympic Games in Milano and recorded a 2-1-0 record with a 1.97 GAA and .936 save%.

## CAREER HIGHLIGHTS

**First NHL:** | GP: 1/23/11, @ NJD, 12 saves on 14 shots | **Start:** 10/18/11 @ WSH, 29 saves on 31 shots | **Win:** 10/22/11, 18 saves on 18 shots | **Shutout:** 10/22/11, 18 saves on 18 shots | **Point:** 1a, 12/26/15 vs EDM

**Most In A Game:** | **Shots Faced:** 51, 12/28/19, vs LAK, 3-2, W | **Saves:** 49, twice, last: 2/12/20 vs CHI, 3-0, W | **Goals Allowed:** 9, 1/6/26 @ NYI

**Milestones:** Earned 100th career NHL win on 12/23/19 vs EDM | Earned 200th career NHL win on 12/21/23 at ANA | Played in 400th career NHL game on 12/18/22 @ SJS | Played in 500th career game on 11/21/24 vs Carolina

## SHUTOUTS

25 career

## PENALTY SHOTS | STOPPED 5/9 | 55.5%

DATE	SKATER/OPPOSITION	RESULT	SCORE
4/27/13	Benoit Pouliot, vs TBL	SAVE	5-3, W
3/26/19	Sam Steel, vs ANA	SCORED	5-4, L
2/3/18	Cory Conacher, vs TBL	SCORED	4-2, L
11/11/17	Chris Tierney, vs SJS	SCORED	5-0, L
5/5/21	Andrew Copp, vs WPG	SAVE	4-0, L
11/16/21	Scott Laughton, vs PHI	SAVE	2-1, Lot
11/22/23	Kiefer Sherwood, vs NSH	SAVE	4-2 L
11/30/23	Mason Marchment, vs DAL	SCORED	4-3, Wot
12/12/24	Alex Turcotte, vs LAK	SAVE	3-1, W

## CAREER STATS

YEAR	TEAM	LEAGUE	REGULAR SEASON							PLAYOFFS								
			GP	W	L	O/T	MIN	GA	SO	AVG	GP	W	L	MIN	GA	SO	AVG	
2010-11	Florida	NHL	1	0	1	0	40	2	0	3.01	-	-	-	-	-	-	-	-
	Rochester	AHL	37	16	20	1	2174	108	1	2.98	-	-	-	-	-	-	-	-
2011-12	Florida	NHL	7	2	4	1	383	17	0	2.66	-	-	-	-	-	-	-	-
	San Antonio	AHL	32	17	12	1	1839	71	1	2.32	8	4	4	546	26	0	2.85	
2012-13	Florida	NHL	23	8	14	1	1266	68	0	3.22	-	-	-	-	-	-	-	-
	San Antonio	AHL	33	16	15	2	1972	87	3	2.65	-	-	-	-	-	-	-	-
2013-14	Sweden	WC	5	2	0	0	-	-	0	1.58	-	-	-	-	-	-	-	-
	Florida	NHL	12	1	6	3	614	36	0	3.52	-	-	-	-	-	-	-	-
2014-15	Vancouver	NHL	4	1	2	0	200	10	0	3.01	-	-	-	-	-	-	-	-
	San Antonio	AHL	29	12	11	3	1688	72	2	2.56	-	-	-	-	-	-	-	-
2014-15	Vancouver	NHL	3	1	1	0	78	4	0	3.09	-	-	-	-	-	-	-	-
	Utica	AHL	32	22	7	2	1880	59	5	1.88	23	12	11	1450	51	2	2.11	
2015-16	Vancouver	NHL	33	13	14	4	1847	84	0	2.73	-	-	-	-	-	-	-	-
	Utica	AHL	2	1	0	1	125	5	0	2.40	-	-	-	-	-	-	-	-
2016-17	Sweden	WC	6	2	3	0	-	-	0	3.16	-	-	-	-	-	-	-	-
	Vancouver	NHL	26	10	11	3	1417	62	0	2.63	-	-	-	-	-	-	-	-
2017-18	Sweden	Wcup	1	1	0	0	-	0	4.00	-	-	-	-	-	-	-	-	-
	Vancouver	NHL	60	23	26	7	3414	154	2	2.71	-	-	-	-	-	-	-	-
2018-19	Vancouver	NHL	60	28	23	9	3599	166	1	2.77	-	-	-	-	-	-	-	-
	Sweden	WC	2	1	1	0	-	-	0	4.00	-	-	-	-	-	-	-	-
2019-20	Vancouver	NHL	43	23	16	4	2552	117	2	2.75	14	8	6	0	40	1	2.85	
2020-21	Calgary	NHL	43	22	19	2	2508	111	3	2.66	-	-	-	-	-	-	-	-
2021-22	Calgary	NHL	63	37	15	9	3696	137	9	2.22	12	5	7	712	35	1	2.95	
2022-23	Calgary	NHL	59	23	21	12	3411	166	1	2.92	-	-	-	-	-	-	-	-
2023-24	Calgary	NHL	48	23	23	2	2831	131	2	2.78	-	-	-	-	-	-	-	-
2024-25	DEVILS	NHL	49	26	16	6	2903	121	4	2.50	5	1	4	345	16	0	2.78	
2025-26	DEVILS	NHL	44	23	19	1	2544	113	1	3.07	-	-	-	-	-	-	-	-
	Sweden	OG	3	2	1	0	303	6	0	1.97	-	-	-	-	-	-	-	-
<b>DEVILS TOTALS</b>			<b>93</b>	<b>49</b>	<b>35</b>	<b>7</b>	<b>5447</b>	<b>251</b>	<b>5</b>	<b>2.76</b>	<b>5</b>	<b>1</b>	<b>4</b>	<b>345</b>	<b>16</b>	<b>0</b>	<b>2.78</b>	
<b>NHL TOTALS</b>			<b>578</b>	<b>264</b>	<b>231</b>	<b>64</b>	<b>3330</b>	<b>1516</b>	<b>25</b>	<b>2.73</b>	<b>31</b>	<b>14</b>	<b>17</b>	<b>1898</b>	<b>91</b>	<b>2</b>	<b>2.88</b>	

## NOMINATIONS/AWARDS

2007-08: U18 WJC Top 3 Player on Team | 2008-09: WJC Best Goaltender, WJC Silver Medal, WJC Top 3 Player on Team | 2009-10: WJC Bronze Medal, WJC Top 3 Player on Team, WC Bronze Medal | 2012-13: WC Gold Medal | 2013-14: AHL Goaltender of the Month | 2014-15: AHL All-Star | 2015-16: WC Top 3 Player on Team | 2019-20: NHL All-Star | 2021-22: Vezina Trophy Finalist, NHL Most shutouts (9)

## THROUGH THE YEARS

**2024-25:** Markstrom strapped on the pads in his first season with the Devils, after he was acquired in a trade with Calgary during the offseason. The veteran netminder logged his Devils debut in Prague against Buffalo on Oct. 4 and stopped 30 of 3-1 shots in the victory. He became the second active goaltender (S. Bobrovsky) to win a season-opening game for at least three different franchises (also CGY & VAN). Markstrom earned his first shutout with New Jersey on Oct. 30 at Vancouver, after logging 44 saves on 46 shots. Markstrom recorded his 100th career road win on Nov. 12 at Florida, which moved him to second place all-time for all Swedish-born netminders (H. Lundqvist, 196).

No. 25 played in his 500th career NHL game (3rd all-time for Swedish-born netminders) on Nov. 21 vs Carolina. On Dec. 12, he faced his ninth career penalty shot against Los Angeles' Alex Turcotte. He improved to 5/9 on penalty shots for his career (55.5%). Markstrom recorded five consecutive games without allowing more than one goal from Dec. 12 to Dec. 23, while also recording consecutive shutouts via Dec. 21 to Dec. 23. Markstrom's unbeaten streak extended to 10 games on Dec. 27 vs Carolina, which marked a career high.

After a win on Jan. 6 at Seattle, he became the second netminder in franchise history who earned 20 wins in their first season with the club (V. Vanecek, 2022-23). Yet, Markstrom suffered an MCL sprain on Jan. 22 against Boston and was placed on the I.R. He was activated off the I.R. on March 2 and played against Vegas that same day. On April 5, he earned his fourth shutout for the season in a 4-0 win against the Rangers at the Rock and became the second netminder in franchise history who earned two shutouts against tNew York in a single season (M. Brodeur, 2003-04).

**2023-24:** Markstrom completed his fourth season with Calgary and posted a 23-23-2 record



with a 2.78 GAA and .905 save%. The Swedish native also recorded five assists, which ranked first for all netminders in 2023-24. The five helpers were the most that an NHL goaltender earned in a single season since Pekka Rinne (NSH) in 2011-12. He earned his 200th career win on Dec. 21, 2023, and became the third Swedish-born goaltender all-time who earned 200 career wins. Markstrom was named NHL's First Star of the Week on Feb. 12, 2024.

New Jersey acquired Markstrom on June 19, 2024, in exchange for Kevin Bahl and 2025 first-round draft pick.

**2022-23:** Played in third season with Calgary. Since 2017-18, he played 72 percent of his team's total games (327 of 453) and had a 2.66 GAA and .911 save percentage over that span. Earned 23 wins, which marked six consecutive seasons with 20, or more, victories.

**2021-22:** Marked second season with Calgary and earned a career-high 37 wins. His 2.22 GAA ranked third in the NHL, while his .922 save% was tied for third in the league.

**2020-21:** Signed as a free agent with Calgary on Oct. 9, 2020.

**International:** Sweden | 2007-08, U18 WJC, 4-2-0, 3.04 GAA, .863 save% | 2008-09, WJC, 4-1-0, 1.61 GAA, .943 save%, Silver Medal | 2009-10, WJC, 4-1-0, 2.21 GAA, .927 save%, Bronze Medal; WC, 3-0-0, 1.33 GAA, .944 save%, Bronze Medal | 2012-13, WC, 2-0-0, 1.58 GAA, .934 save%, Gold Medal | 2015-16 WC, 2-3-0, 3.16 GAA, .896 save% | 2016-17 WCup, 1-0-0, 1.00 GAA, .964 save% | 2018-19 WC, 1-1-0, 4.00 GAA, .843 save% | 2024-25 WC TBD | 2025-26 Winter Olympics, 2-1-0, 1.97 GAA, .936 save%





# TIMO MEIER

28 | LEFT WING



**NO. 28 | HT: 6'1" | WT: 220 LBS | SHOOTS: LEFT | BORN: 10/8/1996, HERISAU, SWITZERLAND**

**DRAFT: SAN JOSE'S 1ST SELECTION, 9TH OVERALL, 1ST ROUND, 2015 NHL DRAFT**

## 2025-26

Meier completed his third full season with the Devils, after the Swiss native played in 77 games. Meier recorded 44 points (24g-20a), which included five game-winning goals and six power-play goals. The forward's five game winners were tied with Jack Hughes for the second most on New Jersey behind fellow countryman Nico Hischier. Meier's six power-play goals ranked second on New Jersey behind Hischier's 11.

Meier recorded 20, or more, goals for the fifth consecutive season. He recorded a season-high three-game goal scoring streak three times in 2025-26, while the most recent streak was earned from March 24 to March 28. Meier's season-high point streak was six games via Nov. 22 to Dec. 1 (5g-3a). Meier led the Devils with 269 shots on goal, while his 131 hits ranks third on the team and second for all forwards. Meier recorded 10 games with seven, or more, shots, which ranked second for all NHL skaters behind Colorado's Nathan MacKinnon. Meier has played in 698 career games and is approaching 700 career contests.

## CAREER HIGHLIGHTS

**First NHL:** | **GP:** 12/16/16 @ MTL, 10:03 TOI | **Point:** 12/16/16 @ MTL, 1G | **Goal:** 12/16/16 @ MTL, 1G | **First PPG:** 1/2/18 @ MTL

**Most In A Game:** | **Goals:** 5G, 1/17/22 vs LAK | **Assists:** 3A, 3x, last: 10/19/24 vs WSH | **Points:** 5 PTS 1/17/22, vs LAK | **Shots:** 10 SOG, 1/6/23 @ ANA | **Hits:** 10 hits, 3/30/19 vs VGK | **TOI:** 24:22, 11/15/25 @ WSH | **BLK:** 5 blocks, 4/6/24, @ OTT

**Milestones:** Played in 300th career NHL GP 3/9/21 vs LAK | Earned 100th career NHL point 3/11/19 @ MIN | Earned 100th career NHL goal 12/16/21 vs VAN | Played in 400th career NHL game on Oct. 20th, 2022, at NYR | Earned 300th career points on 12/27/22 @ VAN | Played in 500th career NHL game on 12/30/23 @ BOS | Earned 200th career assist on 11/29/24 @ DET | Earned 400th career point on 11/30/24 vs WSH | Earned 200th career goal on 12/6/24 vs SEA | Played in 600th career game on 2/26/25 @ COL

## HAT TRICKS

December 28, 2019, vs PHI, C. Hart (3g-0a)  
January 17, 2022, vs LAK, J. Quick (5g-0a)  
March 26, 2022, vs ANA, L. Dostal (3g-0a)  
Nov. 23, 2022, @ SEA, vs K. Kahkonen (3g-0a)  
March 7, 2024, vs STL, J. Binnington (3g-1a)

## PERSONAL

Timo enjoys golfing, hiking & boating in the summer. His Favorite thing about New Jersey is the fan base. He's an FC St. Gallen soccer fan & his favorite athlete is Roger Federer.

## CAREER STATS

YEAR	TEAM	LEAGUE	REGULAR SEASON											PLAYOFFS				
			GP	G	A	PTS	+/-	PIM	PP	SH	GW	GT	S	GP	G	A	PTS	PIM
2016-17	San Jose	NHL	34	3	3	6	1	10	0	1	-	85	5	0	0	0	2	
2017-18	San Jose	NHL	81	21	15	36	2	51	3	0	4	-	210	10	2	3	5	10
	Switzerland	WC	7	2	5	7	1	2	-	-	-	-	-	-	-	-	-	
2018-19	San Jose	NHL	78	30	36	66	9	55	6	0	2	-	250	20	5	10	15	34
2019-20	San Jose	NHL	70	22	27	49	-22	42	2	0	2	-	199	-	-	-	-	
2020-21	San Jose	NHL	54	12	19	31	-7	22	2	0	0	-	155	-	-	-	-	
2021-22	San Jose	NHL	77	35	41	76	-3	54	12	0	8	-	326	-	-	-	-	
	Switzerland	WC	8	3	5	8	1	9	-	-	-	-	-	-	-	-	-	
2022-23	TOT	NHL	78	40	26	66	-19	43	17	0	5	-	327	-	-	-	-	
	San Jose	NHL	57	31	21	52	-19	25	13	0	4	-	255	-	-	-	-	
	DEVILS	NHL	21	9	5	14	0	18	4	0	1	-	72	11	2	2	4	22
2023-24	DEVILS	NHL	69	28	24	52	-28	45	10	0	4	-	207	-	-	-	-	
2024-25	DEVILS	NHL	80	26	27	53	7	58	7	0	5	-	238	5	2	2	4	6
2025-26	DEVILS	NHL	77	24	20	44	-16	22	6	0	5	-	269	-	-	-	-	
	Switzerland	OG	5	3	4	7	6	0	1	0	0	-	0	-	-	-	-	
<b>DEVILS TOTALS</b>			<b>247</b>	<b>87</b>	<b>76</b>	<b>163</b>	<b>-37</b>	<b>143</b>	<b>27</b>	<b>0</b>	<b>15</b>	<b>-</b>	<b>786</b>	<b>16</b>	<b>4</b>	<b>4</b>	<b>8</b>	<b>28</b>
<b>NHL TOTALS</b>			<b>698</b>	<b>241</b>	<b>238</b>	<b>479</b>	<b>-74</b>	<b>402</b>	<b>65</b>	<b>0</b>	<b>36</b>	<b>-</b>	<b>2266</b>	<b>51</b>	<b>11</b>	<b>17</b>	<b>28</b>	<b>74</b>

## NOMINATIONS/AWARDS

2015-16 QMJHL Champion w/ Halifax | 2017-18 WC Silver Medal w/ Switzerland | 2021-22 NHL All-Star

## THROUGH THE YEARS

**2024-25:** Meier skated in his second full season with New Jersey he logged a season-high four-game point streak three times and most recently via March 11 to March 17 (3g-1a). Meier logged seven goals in March, which ranked second on New Jersey (N. Hischier 10 goals). He earned his 200th career assist on Nov. 29 at Detroit and became the fifth Swiss-born skater to achieve the feat. The veteran forward earned his 400th career point on Nov. 30 against Washington and became the fifth Swiss-born skater who achieved the feat. He later earned his 200th career goal on Dec. 6 against Seattle and became the second Swiss-born skater all-time who earned 200 career goals. Meier played in his 600th career game on Feb. 26 at Colorado. Meier's 11 goals since March 1 ranked tied for first with Nico Hischier on the Devils, while his three game-winning goals since that date ranked first.

**2023-24:** Meier recorded 13 goals in March, which tied S. Richer (1993-94) for the most goals that a New Jersey player scored in the month of March for a single season. The veteran forward led the Devils with 10 power-play goals for the 2023-24 campaign, and his 28 goals scored ranked first on the team. Additionally, Meier's 207 shots on goal ranked third on New Jersey. Meier earned three power-play points (1g-2a) on Apr. 11, at Toronto, which marked his most PPP in a single game played for his career. The left-handed shot recorded a five-game goal-scoring streak from Mar. 1, 2024, to Mar. 9 (7g-1a), which also tied a career-high (earned 3 other times). Meier earned his fifth career hat trick, and first with New Jersey, on Mar. 7 (3g-1a) vs St. Louis. The outing on Mar. 7, also marked his second-career game with four, or more, points in a game (1/17/22, vs LAK, 5 PTS).



**2022-23: W/ NJ:** Acquired via trade from SJS on 2/26/23, in exchange for F. Zetterlund, A. Johnsson, S. Mukhamadullin, N. Okhotiuk, a conditional 1st-round pick in the 2023 NHL Draft, a 2nd & 7th-round pick in the 2024 NHL Draft...Mar. 5 @ ARI: 1st GP w/ NJ -Scored 1st goal w/ NJ in 1st period (15:57 TOI)... Mar. 7 v TOR: Logged NJ home debut (20:23)... Mar. 9 @ WSH: 1st GDG w/ NJD; 2nd for career... Mar. 16 v TBL: 1st multi-goal GP w/ NJ (2g-0a)... Mar. 30 v NYR: Earned career-high 36g in a season... Apr. 4 v PIT: 3rd PPG w/ NJ...Apr. 6 v CBJ: 2nd multi-goal GP w/ NJ (2g-1a) -Earned 40th goal for '22'23 - 4th PPG w/ NJ

**W/SJS 2022-23:** 4th Shark in team history to record 3, 30-goal seasons (Marleau, Pavelski, Couture) \*Career-high 10 shots, 1/6 @ ANA ...\*Has 2 five-game goal streaks this season (MR: 12/17-12/27). First Shark ever w/ multiple 5-game goal streaks in the same season...\*300th NHL point, all with SJS, 12/27 @ VAN

\*Recorded a six-game point streak (5g, 3a), 11/15-11/25...\*Fourth career hat trick, 5th most by a player in franchise history, 11/23 @ SEA ...\*129th career goal, moved in to sole possession of 10th on SJS all-time goals list, 11/10 @ STL ...\*400th NHL game, all with SJS, registering an assist on the OT GWG, 10/20 @ NYR

**2022-23 Stanley Cup Playoffs:** Apr. 20 v NYR: Led NJ w/ 7 hits ...- tied fran. record for most hits in a SCP GP (C. White, '08) ....Apr. 22 @ NYR: 2 penalties drawn ...-4 penalties drawn is tied for 1st in the NHL... May 1 v NYR: Left game midway through 3rd per (DNR) after suffering hit from J. Trouba ...May 3 @ CAR: DNP (day-to-day, upper-body) ...May 5 @ CAR: Returned to action wearing a face shield ...May 7 v CAR: 1st goal scored for '23 SCP.

**2021-22:** Logged a career-high 41 assists...Earned a career-high 76 PTS...Led San Jose w/ 76 PTS, plus his 35G & 12 PPG led the team.

**2020-21:** Ranked 2nd on SJS in shots (154), T-3rd in points (31), 4th in assists (19), T-4th in goals • Became the 15th different player (22nd instance) for San Jose to register three assists in a single period, 3/1/21 vs. Colorado

**International:** Switzerland 2012-13 U18 WJC, 2 GP, 0g-0a=0 PTS | 2014-15 WJC, 6 GP, 2g-4a=6 PTS | 2015-16 WJC, captain, 6 GP, 2g-3a=5 PTS | 2017-18 WC, 7 GP, 2g-5a=7 PTS, Silver Medal | 2020-21 WC, 8 GP, 4g-2a=6 PTS | 2021-22 WC, 8 GP, 3g-5a=8 PTS | 2024-25 WC, 10 GP, 3g-7a=10 PTS; Silver Medal | 2025-26 Winter Olympic Games, 5 GP, 3g-4a=7 PTS





# DAWSON MERCER

91 | CENTER



**NO. 91 | HT: 6'0" | WT: 180 LBS | SHOOTS: RIGHT | BORN: 10/27/2001, CARBONNEAR, NEWFOUNDLAND**  
**DRAFT: NEW JERSEY'S SECOND CHOICE, 1ST ROUND, 18TH OVERALL, IN 2020 NHL DRAFT**

## 2025-26

Mercer completed his fifth NHL season with New Jersey, after the 24-year-old recorded 42 points (20g-22a) in all 82 regular-season games. The 2020 first-round draft pick scored two shorthanded goals against Los Angeles on Nov. 1, 2025, which marked a career-high for a single game. Mercer became the second player in franchise history who recorded two shorthanded goals in game since Alexander Semak earned two against the New York Islanders on Oct. 16, 1993.

Mercer earned his 100th career assist on Jan. 12, at Minnesota, and later logged his second-career fighting major on Jan. 25, at Seattle (vs. R. Lindgren). Mercer played in his 389th consecutive game on March 3 vs Florida, which passed Ken Daneyko for the second most consecutive games played in franchise history. The righthanded shot played in his 400th career game on March 28 at Carolina, and his 401st career game on March 29 vs Chicago. Mercer's 402 consecutive game played on March 31 at the NY Rangers passed Travis Zajac for the most consecutive games played in franchise history. He tallied his 100th career goal on April 2, vs Washington. Mercer earned his third shorthanded goal for the 2025-26 campaign on April 12, vs Ottawa, while his three shorthanded goals marked a career-high for a single season.

## CAREER HIGHLIGHTS

**First NHL:** | GP: 10/15/21 vs CHI, 12:03 TOI | **Point:** 10/15/21 vs CHI, 1A | **Goal:** 10/19/22 vs SEA | **PPG:** 12/8/21 vs PHI

**Most In A Game:** | **Goals:** 3G, 4/4/23 vs PIT | **Assists:** 3A, 3/1/23 @ COL | **Points:** 4 PTS, 3/1/23 @ COL (1g-3a) | **Shots:** 10 SOG, 3/3/23 @ VGK | **Hits:** 4 hits, 3/26/25 @ CHI | **TOI:** 23:54, 11/12/25 @ CHI | **BLK:** 4, 4x, last: 10/11/25 @ TBL

**Milestones:** Recorded first NHL goal on 10/15/21 vs CHI | Played in 100th career NHL/NJD GP 11/19/22 @ OTT | Earned 100th career NHL point on 11/10/23 | Played in 200th career NHL game on 1/3/24 at WSH | Played in 300th career game on 2/2/25 @ BUF | Earend 100th career NHL assist on 1/12/26 at MIN | Earned 200th career NHL point on 3/7/26 vs NYR | Played in 400th career NHL game on 3/28/26 @ CAR | Earned 100th career NHL goal on 4/2/26 vs WSH

## HAT TRICKS

4/4/23 vs PIT (3g-0a), vs Tristan Jarry



## PERSONAL

Dawson enjoys fishing & camping in his free time. He attended his first MTV Video Music Awards show last summer (2022) at the Rock & was able to interview musicians & celebrities on the red carpet. His younger brother Riley played goaltender for Iowa at the ECHL and AHL levels, while his younger sister, Jessica, also plays hockey & is a defenseman at the University of PEI. Mercer is 1 of 30 Newfoundland natives (skaters) all-time who played at least one game in the NHL & is of 5 Newfoundland natives all-time who played in a game for the Devils.

## CAREER STATS

YEAR	TEAM	LEAGUE	REGULAR SEASON													PLAYOFFS			
			GP	G	A	PTS	+/-	PIM	PP	SH	GW	GT	S	GP	G	A	PTS	PIM	
2016-17	Bishop's College Prep	MPHL	18	8	14	22	-	8	-	-	-	-	-	3	0	0	0	2	
	Bishop's College Prep	PSHF U18	11	6	6	12	-	0	-	-	-	-	-	-	-	-	-	-	
	Bishop's College School Prep U16	PSHF U16	4	0	0	0	-	0	-	-	-	-	-	-	-	-	-	-	
2017-18	Drummondville Voltigeurs	QMJHL	61	11	15	26	-	25	-	-	-	-	-	10	1	3	4	0	
2018-19	Drummondville Voltigeurs	QMJHL	68	30	34	64	-	50	-	-	-	-	-	16	5	11	16	9	
2019-20	Drummondville Voltigeurs	QMJHL	26	18	24	42	-	21	-	-	-	-	-	-	-	-	-	-	
	Chicoutimi Saguenéens	QMJHL	16	6	12	18	-	4	-	-	-	-	-	-	-	-	-	-	
2020-21	Canada U20	WJC-20	7	0	0	0	-	0	-	-	-	-	-	-	-	-	-	-	
	Chicoutimi Saguenéens	QMJHL	23	19	17	36	-	6	-	-	-	-	-	9	6	11	17	4	
2021-22	Canada U20	WJC-20	7	2	4	6	-	2	-	-	-	-	-	-	-	-	-	-	
	Canada	NHL	82	17	25	42	-25	28	2	1	2	-	154	-	-	-	-	-	
2022-23	Canada	WC	10	0	5	5	-	0	-	-	-	-	-	-	-	-	-	-	
	DEVILS	NHL	82	27	29	56	22	14	2	1	6	-	161	12	3	4	7	2	
2023-24	DEVILS	NHL	82	20	13	33	-26	29	4	0	2	-	134	-	-	-	-	-	
	Canada	WC	9	3	1	4	3	4	-	-	-	-	-	-	-	-	-	-	
2024-25	DEVILS	NHL	82	19	17	36	-4	16	6	1	3	-	141	5	2	0	2	8	
	DEVILS	NHL	82	20	22	42	-2	33	4	3	1	-	158	-	-	-	-	-	
<b>DEVILS TOTALS</b>			<b>410</b>	<b>103</b>	<b>106</b>	<b>209</b>	<b>-27</b>	<b>120</b>	<b>18</b>	<b>6</b>	<b>14</b>	<b>-</b>	<b>748</b>	<b>17</b>	<b>5</b>	<b>4</b>	<b>9</b>	<b>10</b>	
<b>NHL TOTALS</b>			<b>410</b>	<b>103</b>	<b>106</b>	<b>209</b>	<b>-27</b>	<b>120</b>	<b>18</b>	<b>6</b>	<b>14</b>	<b>-</b>	<b>748</b>	<b>17</b>	<b>5</b>	<b>4</b>	<b>9</b>	<b>10</b>	

## NOMINATIONS/AWARDS

2019-20 U20 WJC Gold Medal | 2020-21 QMJHL Best Defensive Forward, QMJHL All-Star, QMJHL Selke Trophy, WJC U20 Silver Medal | 2021-22 WC Silver Medal

## THROUGH THE YEARS

**2024-25:** Mercer skated in his fourth season with New Jersey and extended his franchise-record games played streak from the start of a career to 328. His 328-game played streak ranks sixth for all active skaters. Mercer earned a multi-point game (2a) on Oct. 27 vs Anaheim, which marked the 22nd instance in franchise history that a player earned a multi-point game on their birthday. He recorded his third-career shorthanded goal on Oct. 30 at Vancouver. On Nov. 14, he played in his 266th consecutive games played from the start of his career and tied Aaron Broten for eighth all-time in franchise history for consecutive games played. He passed Aaron Broten's other consecutive games played streak for franchise history, after playing in his 289th consecutive game on Jan. 6 at Seattle. Mercer played in his 300th career NHL game on Feb. 2 at Buffalo. In the special teams department, Mercer earned a career-high two power-play goals in a game on March 26 at Chicago. His six power-play goals also marked a career-high for a single season. Mercer played in his 328 consecutive game on April 16, 2025, which tied Sergei Brylin for the fourth most consecutive games played in franchise history.

**2023-24:** Mercer completed his third NHL season with New Jersey. The youngster dressed in all 82 regular-season games with New Jersey for the third consecutive season. Mercer's 246 consecutive games played ranks ninth all-time in franchise history behind A. Broten (266 consecutive games played from 1982-83 to 1985-86, which ranks 8th). His 246 consecutive games played from the start of a career rank first all-time in franchise history, which passed S. Gomez (140 GP). Mercer logged a career-high 22:22 TOI in a game played on January 11, 2024 at Tampa. He played in his 200th career NHL/NJD game on Jan. 3, 2024, and became the first player in franchise history who scored two goals in their 200th career NHL contest. Mercer finished the season with a career-high four power-play goals.

**2022-23:** Became first player in franchise history to wear No. 91 - wore No. 18 last season... Oct. 18 vs ANA: Earned 1st goal of the season...Nov. 1 @ VAN: Earned 2nd career SHG , 13th NJD skater since 2012-13 who recorded a SHG, which was also a GWG...Nov. 5 @ CGY: Recorded career-high 4 Blks in a game...Nov. 15 @ MTL: Earned 1st multi-point game for 2022-23 (0g-2a)...Nov. 19 @ OTT: Played in 100 career NHL GP, & also 100 consecutive GP since his career started, Became the 5th player in franchise history who reached 100 consec. GP to start a career. Nov. 21 vs EDM: Played in 101 career NHL GP, & consecutive GP since career started ...Jan. 7 vs NYR: Passed E. Gilbert for 2nd-longest consecutive GP streak to start an NHL career in franchise history: 122 GP...Jan. 10 @ CAR: Logged 1st career multi-goal game & 2nd career 3-PTS GP, Earned 3 GWG - marked career-high...Jan. 13 @ ANA: Ext. PTS streak to 3 GP (2g-3a)...Jan. 14 @ LAK: Tied career-high 4 GP PTS streak (2g-4a) ...Feb. 19 vs WPG: Ext. goal streak to 3 GP (4g-1a) - marked a career high. Feb. 21 vs MTL: Ext. career-high PTS streak to 4 GP (5g-1a)...Feb. 23 v LAK: Ext. career-high PTS & goal streak to 5 GP (6g-2a), 3rd career 3 PTS GP (2g-1a), Tied S. Gomez for fran. longest consec. GP streak from start of career with NJ (140 GP)...Mar. 1 @ COL: Career-high 4 PTS in a GP (1g-3a), NJD record (not franchise) 7- GP goal streak...Mar. 3 @ VGK: Career-high PTS/Goal streak etx. (10g-5a), Tied fran. record, 8 GP goal streak (P. Gardner, '77-78) ...Mar. 10 @ ARI: Ext. career-high PTS streak to 9 GP, 8 GP goal streak ends...Mar. 11 @ MTL: Ext. career-high PTS streak to 12 GP (11g-9a) -Youngest player in fran. history who earned a PTS of 12 GP...Mar. 12 v CAR: PTS streak ended...Apr. 4 v PIT: Earned first career hat-trick (3g-0a).

**2022-23 Stanley Cup Playoffs:** Apr. 18 vs NYR: 21:02 TOI ranked 4th in fran. history for the most TOI in 1st career SCP GP ...Apr. 27 v NYR: 1st career SCP PTS/goal -3rd player in fran. history to score his 1st career postseason goal in SHG fashion (D. Pederson, 1998 CQF & C. Loiselle, 1988 DSF). -Youngest player to score a shorthanded postseason goal in fran. history ...May 7 v CAR: 3 assist effort (0g-3a) -At age 21 years, 192 days, became the youngest NJD skater in fran. history who earned 3 assists in a SCP game.

**2021-22:** Completed rookie season and was the only NJD skater who played in all 82 games...Was the fifth player in franchise history who was from Newfoundland (D. Langdon, D. Pichette, M. Ryder, R. Clowe)...Earned first career NHL point (1a) & logged 12:03 TOI in NHL debut vs CHI on 10/15...Recorded first career goal on 10/19 vs SEA...First player in franchise history to score a goal vs expansion Seattle Kraken...Earned first career PPG on 12/8/21 vs PHI...Earned first career SHG on 12/18/21 @ DET...Snapped a 14-game goal drought on 2/8/22 @ MTL...Recorded season-high 3 PTS (1g-2a) on 2/15/22 vs TBL...Wore No. 18 for 2021-22, but is now the first player in franchise history to wear No. 91.

**2020-21:** Fifth season in QMJHL & second with Chicoutimi...named assistant captain...Led the team with 36 PTS (19g-17a) in 23 GP.

**International:** Canada | 2019-20 U20 WJC, 7 GP, 0g-0a-0 PTS, won Gold Medal | 2020-21 U20 WJC, 7 GP, 2g-4a-6 PTS, won Silver Medal | 2021-22 WC, 10 GP, 0g-5a-5 PTS | 2023-24 WC, 9 GP, 3g-1a-4 PTS





# SIMON NEMEC

17 | DEFENSEMAN



**NO. 17 | HT: 6'1" | WT: 190 LBS | SHOOTS: RIGHT | BORN: LIPTOVSKY MIKULAS, SLOVAKIA**  
**DRAFT: NEW JERSEY'S FIRST SELECTION, FIRST ROUND, SECOND OVERALL IN 2022 NHL DRAFT**

## 2025-26

Simon skated in his third season with the organization and played in a career-high 68 games. The youngster's 11 goals and 15 assists marked career-highs for a single season, while his three game-winning goal also marked a career-high. The blueliner scored a game-tying goal with 0:05 remaining in regulation on Nov. 10, 2025, against the NY Islanders (extra-attacker), which marked the latest game-tying goal that a defenseman earned in franchise history (Bruce Driver, 0:07, 1986-87).

The 2022 second-overall selection recorded goals in consecutive games from Nov. 10, to Nov. 12, which marked his first career goal-scoring streak. Nemeč earned his first career hat-trick on Nov. 12, which was at Chicago. His third goal was recorded in overtime, which also marked his first career overtime goal in regular-season play. He became the third defenseman in franchise history who earned a hat-trick (Barry Beck w/ CLR in 1977-78 & Uli Hiemer in 1984-85). Nemeč became the youngest defenseman in NHL history who earned a hat-trick and overtime goal in the same game. He became the ninth different defenseman in NHL history who earned a hat-trick and overtime goal in the same game.

He later earned his first career shootout goal, and game-deciding goal, after his first career shootout attempt on Nov. 15 at Washington. He became sixth defenseman (8th instance) in franchise history who scored multiple overtime goals in a single season. He became the second defenseman (Luke Hughes) in franchise history with multiple overtime goals before the age of 22. Nemeč finished the season with three overtime goals, which tied John Moore (2015-16) for the second most that a defenseman earned in a single season for franchise history (Scott Niedermayer w/ 4 in 2001-02).

## CAREER HIGHLIGHTS

**First NHL:** | GP: 12/1/23, vs SJS, 22:38 TOI | **Point:** 12/1/23, vs SJS, 2A | **Goal:** 12/7/23, @ SEA | **PPG:** TBD

**Most In A Game:** | **Goals:** 3G, 11/12/25 @ CHI | **Assists:** 3A, 10/26/25 vs COL | **Points:** 3 PTS, twice, Last: 11/12/25 @ CHI (3g-0a) | **Shots:** 5 SOG, twice, Last: 12/9/25 @ OTT | **Hits:** 2 hits, 7x, last: 3/12/26 vs CGY | **TOI:** 29:28 TOI, 12/1/25 vs CBJ | **BLK:** 7, 12/27/24, vs CBJ

**Milestones:** Earned first career NHL point in first career NHL game on 12/1/23 vs SJS | Earned first career NHL goal on 12/7/23 at SEA | Played in 100th career NHL game on 11/2/25

## CAREER STATS

YEAR	TEAM	LEAGUE	REGULAR SEASON											PLAYOFFS						
			GP	G	A	PTS	+/-	PIM	PP	SH	GW	GT	S	GP	G	A	PTS	PIM		
2019-20	Nitra MHC	Slovak	12	0	3	3		0	-	-	-	-	-	-	-	-	-	-	-	-
2020-21	Nitra MHC	Slovak	37	2	17	19		12	-	-	-	-	-	-	-	-	-	-	-	-
	Slovakia	U20 WJC	5	0	4	4		2	-	-	-	-	-	-	-	-	-	-	-	-
2021-22	Nitra MHC	Slovak	39	1	25	26		20	-	-	-	-	-	-	-	-	-	-	-	-
	Slovakia	Olympics	7	0	1	1		2	-	-	-	-	-	-	-	-	-	-	-	-
2022-23	Utica	AHL	65	12	22	34	13	20	1	1	2	-	138	6	1	3	4	0	-	-
	Slovakia	WJC	5	1	4	5	-1	10	-	-	-	-	-	-	-	-	-	-	-	-
	Slovakia	WC	5	0	0	2	4	-	-	-	-	-	-	-	-	-	-	-	-	-
2023-24	DEVILS	NHL	60	3	16	19	-7	33	0	0	1	-	73	-	-	-	-	-	-	-
	Utica	AHL	13	2	6	8	1	6	0	0	0	-	24	-	-	-	-	-	-	-
2024-25	DEVILS	NHL	27	2	2	4	-10	14	0	0	1	-	26	-	-	-	-	-	-	-
	Utica	AHL	34	5	18	23	7	12	1	1	1	-	67	-	-	-	-	-	-	-
	Slovakia	OGQ	2	0	1	1	0	0	-	-	-	-	4	1	1	2	2	-	-	-
2025-26	DEVILS	NHL	68	11	15	26	-11	26	1	0	3	-	101	-	-	-	-	-	-	-
	Slovakia	OG	6	0	2	2	-6	2	0	0	0	-	-	-	-	-	-	-	-	-
<b>DEVILS TOTALS</b>			<b>155</b>	<b>16</b>	<b>33</b>	<b>49</b>	<b>-28</b>	<b>73</b>	<b>1</b>	<b>0</b>	<b>5</b>	<b>-200</b>	<b>4</b>	<b>1</b>	<b>1</b>	<b>2</b>	<b>2</b>	<b>2</b>	<b>2</b>	<b>2</b>
<b>NHL TOTALS</b>			<b>155</b>	<b>16</b>	<b>33</b>	<b>49</b>	<b>-28</b>	<b>73</b>	<b>1</b>	<b>0</b>	<b>5</b>	<b>-200</b>	<b>4</b>	<b>1</b>	<b>1</b>	<b>2</b>	<b>2</b>	<b>2</b>	<b>2</b>	<b>2</b>

## NOMINATIONS/AWARDS

2020-21, WJC Top 3 Player on Team, WC Most Points by U18 Junior | 2021-22, Olympic Bronze Medal with Slovakia, Hlinka Gretzky Cup MVP & Silver Medal

## THROUGH THE YEARS

**2024-25:** Nemeč logged his second professional season in North America after playing in 24 games (1g-2a) in the NHL and 34 games (5g-18a) in the AHL. Nemeč began the season on the NHL roster and was then assigned to (AHL) Utica on Nov. 7. He was recalled from Utica on Feb. 6. Nemeč earned his first goal for 2024-25 on March 13 vs Edmonton, which marked the youngster's second career game-winning goal.

**2023-24:** Nemeč logged his NHL debut on Dec. 1, 2023, against San Jose at Prudential Center. The blueliner then became the ninth player in franchise history who earned a multi-point effort (0g-2a) in their NHL debut. Nemeč's 22:28 TOI in his first career game ranked second in franchise history for players inking their NHL debut (S. Gomez 23:30, Oct. 2, 1999 @ ATL). The youngster earned his first career NHL goal on Dec. 7 at Seattle, which also marked the 22nd player in franchise history whose first career goal was also a game-winning goal. Nemeč's 105 blocks ranked first on New Jersey, which also ranked third for all rookie skaters. His 19:52 TOI ranked sixth for all NHL rookie skaters who played in 10, or more, games this season.


**2022-23:** Nemeč played in his first professional season in North America with Utica (AHL) and his 34 points (12g-22a) ranked sixth on the team (2nd for defensemen). His plus/minus rating at +13 ranked second on Utica. He also served as team captain for Slovakia at the WJC & also represented Slovakia at the WC.

**2021-22:** Played in 39 games with HK Nitra in Slovakia and represented his native land at the Olympics (Bronze Medal, 1st ever Medal for Slovakia at OG) and WC. New Jersey selected Nemeč at No. 2 overall in the 2022 NHL Draft, which marked the highest a Slovakia-born defenseman ever was chosen.

**2020-21:** Played for HK Nitra in Slovakia, and represented native land at the WJC & WC.

**International:** Slovakia | 2020-21, WCJ, 5 GP, 0g-4a; WC, 5 GP, 0g-1a | 2021-22, OG, 7 GP, 0g-1a, Bronze Medal; WC, 8 GP, 1g-5a | 2022-23, WJC, Captain, 5 GP, 1g-4a; WC, 5 GP, 0g-0a | 2023-24 WC, 8 GP, 1g-6a-7 PTS; OGQ, 2 GP, 0g-1a-1 PTS | Winter Olympic Games, 6 GP, 0g-2a-2 PTS





# STEFAN NOESEN

11 | RIGHT WING



**NO. 11 | HT: 6'1" | WT: 205 LBS | SHOOTS: RIGHT | BORN: 2/12/93, PLANO, TEXAS**  
**DRAFT: OTTAWA'S SECOND CHOICE (FIRST ROUND) 21ST OVERALL IN 2011 NHL DRAFT**

## 2025-26

Noesen was limited to 38 games this season, after he missed 44 games due to injury. He tallied seven points (3g-4a), which included one game-winning goal on Dec. 19, 2025, at Utah. Noesen was shutdown for the remainder of the season during the early stages of January. The veteran forward is entering his final season of a three-year contract (\$2.75 million AAV).

## CAREER HIGHLIGHTS

**First NHL:** | GP: 4/3/15 vs COL, 6:54 TOI | **Point:** 12/7/16 vs CAR, 1G | **Assist:** 2/14/17 vs COL, @ BUF | **PPG:** 3/5/20 vs MIN

**Most In A Game:** | **Goals:** 2G, 6x, last: 11/30/24 | **Assists:** 3A, 10/12/24 @ WSH | **Points:** 3 PTS, 10/12/24 @ WSH (0g-3a) | **Shots:** 9 SOG, 12/6/24 vs SEA | **Hits:** 8 hits, 11/7/17 vs STL | **TOI:** 20:55 TOI, 3/19/19 vs WSH | **BLK:** 3 BLK, 8x, last: 10/15/24 @ CAR

**Milestones:** Played in 100th career NHL game on 2/27/18 @ PIT | Played in 300th career game on 11/11/23 @ TBL | Earned 100th career point on 11/15/23 (1G) vs PHI | Played in 400th career NHL game on 12/17/2024 at STL

## PENALTY SHOTS

DATE	GOALIE/OPPOSITION	RESULT	SCORE
Dec. 15, 2022	Philipp Grubauer/SEA	Converted	3-2, CAR

## CAREER STATS

YEAR	TEAM	LEAGUE	REGULAR SEASON													PLAYOFFS				
			GP	G	A	PTS	+/-	PIM	PP	SH	GW	GT	S	GP	G	A	PTS	PIM		
2013-14	Norfolk	AHL	2	0	0	0	0	4	0	0	0	0	0	6	4	0	4	4	4	
2014-15	Anaheim	NHL	1	0	0	0	0	0	0	0	0	0	0	0	-	-	-	-	-	
	Norfolk	AHL	27	7	9	16	-5	27	2	0	3	-	79	-	-	-	-	-	-	
2015-16	Anaheim	NHL	1	0	0	0	0	0	0	0	0	0	0	-	-	-	-	-	-	
	San Diego	AHL	65	10	22	32	-5	56	4	1	3	-	123	9	2	5	7	2		
2016-17	Anaheim	NHL	12	2	0	2	2	2	0	0	0	-	12	-	-	-	-	-		
	San Diego	AHL	22	6	9	15	2	40	1	1	1	-	55	-	-	-	-	-		
	DEVILS	NHL	32	6	2	8	4	22	0	0	0	-	51	-	-	-	-	-		
2017-18	DEVILS	NHL	72	13	14	27	12	36	0	0	4	-	127	4	1	0	1	4		
2018-19	DEVILS	NHL	41	3	5	8	-19	28	0	0	0	-	64	-	-	-	-	-		
2019-20	Pittsburgh	NHL	6	1	0	1	0	0	0	0	0	-	6	-	-	-	-	-		
	Wilkes/Barre Scran.	AHL	22	14	8	22	8	58	6	2	-	59	-	-	-	-	-	-		
	San Jose	NHL	34	6	2	8	-1	32	1	0	0	-	59	-	-	-	-	-		
2020-21	San Jose	NHL	5	0	0	0	0	0	0	0	0	-	5	-	-	-	-	-		
	San Jose	AHL	12	2	4	6	-2	23	0	0	0	-	32	-	-	-	-	-		
	Toronto	NHL	1	0	0	0	0	0	0	0	0	-	0	-	-	-	-	-		
	Toronto	AHL	4	1	2	3	1	9	0	0	0	-	6	-	-	-	-	-		
2021-22	Carolina	NHL	2	0	0	0	1	0	0	0	0	-	4	-	-	-	-	-		
	Chicago	AHL	70	48	37	85	35	112	13	4	13	-	254	18	9	16	25	18		
2022-23	Carolina	NHL	78	13	23	36	11	32	7	0	4	-	134	15	4	4	8	11		
2023-24	Carolina	NHL	81	14	23	37	13	33	3	0	3	-	111	11	4	0	4	21		
2024-25	DEVILS	NHL	78	22	18	41	-8	54	11	0	5	-	165	5	1	1	2	10		
2025-26	DEVILS	NHL	38	3	4	7	-12	33	1	0	1	-	52	-	-	-	-	-		
<b>DEVILS TOTALS</b>			<b>261</b>	<b>47</b>	<b>44</b>	<b>91</b>	<b>-23</b>	<b>173</b>	<b>12</b>	<b>0</b>	<b>10</b>	<b>-</b>	<b>459</b>	<b>9</b>	<b>2</b>	<b>1</b>	<b>3</b>	<b>14</b>		
<b>NHL TOTALS</b>			<b>482</b>	<b>83</b>	<b>92</b>	<b>175</b>	<b>3</b>	<b>274</b>	<b>23</b>	<b>0</b>	<b>19</b>	<b>-</b>	<b>792</b>	<b>35</b>	<b>10</b>	<b>5</b>	<b>15</b>	<b>46</b>		

## NOMINATIONS/AWARDS

2021-22: Calder Cup Champion w/ CHI, Willie Marshall Award (AHL most goals, 48), AHL All-Star

## THROUGH THE YEARS

**2024-25:** Noesen returned to the Devils for a second stint, after the veteran forward signed a three-year contract worth \$8,250,000 on July 1. Noesen earned a career-high three assists in a game on Oct. 12, at Washington. On Nov. 30, he registered two power-play goals against Washington, which marked a career-high. He played in his 400th career NHL game on Dec. 17 at St. Louis and became the sixth player in franchise history who scored a goal in their 400th career NHL game. He earned his 15th goal for the season on Dec. 21 vs Pittsburgh, which marked a career-high for a single season (prior: 14g w/ CAR in 2023-24). Noesen earned his first career overtime goal on Jan. 11 vs Tampa, which also marked a career-high five game-winning goals and eight power-play goals.

**2023-24:** Noesen skated in his 10th NHL season and spent parts of the last three campaigns with Carolina. The forward recorded a career-high 81 games played, 14 goals and 37 points. His 23 assists tied a career-high that Noesen also earned in 2022-23. Noesen's 118 hits marked a career-high, which ranked third on Carolina in 2023-24. He earned four goals in the Stanley Cup Playoffs and recorded one game-winning goal.

**2022-23:** Played in first full season with Carolina and recorded eight points in the playoffs (4g-4a). He recorded a career-high 134 shots.

**2021-22:** He spent most of the campaign with Carolina's AHL affiliate in Chicago and was an alternate captain. He led all AHL skaters with 48 goals and earned the Willie Marshall Award. He later helped Chicago win the Calder Cup Trophy, after Noesen tallied nine goals and 16 assists.

**2020-21:** He began the season with San Jose and was traded to Toronto on April 11, 2021, in a three-team trade involving Columbus. He played in one game at the NHL level with Toronto and four in the AHL with the Marlies.





# BRETT PESCE

22 | DEFENSEMAN



**NO. 22** | HT: 6'3" | WT: 206 LBS | SHOOTS: RIGHT | BORN: 11/15/94, TARRYTOWN, NEW YORK

**DRAFT: CAROLINA'S SECOND CHOICE (THIRD ROUND) 66TH OVERALL IN 2013 NHL DRAFT**

## 2025-26

Pesce skated in his second season with New Jersey, but was limited to 37 contests due to injury. The defenseman missed a total of 45 games and was sidelined from March 4 until the end of the season. He played in his 700th career game on Oct. 9, which was against his former team on the road in Carolina. He logged one multi-point game, after Pesce tied a career-high two assists against Utah on January 3.

## CAREER HIGHLIGHTS

**First NHL:** | GP: 10/24/15 @ SJS, 16:58 TOI | **Point:** 10/30/15 vs COL, 1A | **Goal:** 11/22/15 vs LAK | **PPG:** 1/14/16 @ STL

**Most In A Game:** | **Goals:** 2G, twice, last: 1/13/24 vs PIT | **Assists:** 2A, 21x, last: 1/3/26 vs UTA | **Points:** 2 PTS, 30x, last: 1/3/26 vs UTA (0g-2a) | **Shots:** 7 SOG, 3x, last: 4/1/23 @ MTL | **Hits:** 4 hits, 6x, last: 10/11/25 @ TBL | **TOI:** 28:18 4/22/21 @ FLA | **BLK:** 6 BLK, 7x, last: 3/17/25 @ CBJ

**Milestones:** Played in 100th career NHL game on 12/17/16 vs BUF | Played in 300th career NHL game on 10/26/19 | Played in 600th career NHL game on 2/16/24 @ ARI | Earned 100th career NHL point (1a) on 1/19/20 vs NYI | Played in 700th career NHL game on 10/9/25 @ CAR

## CAREER STATS

YEAR	TEAM	LEAGUE	REGULAR SEASON													PLAYOFFS			
			GP	G	A	PTS	+/-	PIM	PP	SH	GW	GT	S	GP	G	A	PTS	PIM	
2012-13	Univ. New Hampshire	NCAA	38	1	5	6	-6	10	0	0	0	-	-	-	-	-	-	-	-
2013-14	Univ. New Hampshire	NCAA	41	7	14	21	-4	6	5	0	1	-	-	-	-	-	-	-	-
2014-15	Univ. New Hampshire	NCAA	31	3	13	16	10	32	1	0	1	-	-	-	-	-	-	-	-
2015-16	Charlotte	AHL	4	0	1	1	2	6	0	0	0	-	6	-	-	-	-	-	-
	Carolina	NHL	69	4	12	16	-7	16	1	0	1	-	85	-	-	-	-	-	-
2016-17	Charlotte	AHL	3	1	2	3	-3	0	0	0	0	-	8	-	-	-	-	-	-
2016-17	Carolina	NHL	82	2	18	20	23	20	0	0	0	-	109	-	-	-	-	-	-
2017-18	Carolina	NHL	65	3	16	19	-6	18	0	0	1	-	88	-	-	-	-	-	-
2018-19	Carolina	NHL	73	7	22	29	35	24	0	0	2	-	98	15	0	6	6	0	0
2019-20	Carolina	NHL	61	4	14	18	7	27	0	0	0	-	222	-	-	-	-	-	-
2020-21	Carolina	NHL	55	4	21	25	14	20	1	0	0	-	231	11	2	3	5	2	2
2021-22	Carolina	NHL	70	7	21	28	5	39	1	0	3	-	148	14	1	2	3	6	6
2022-23	Carolina	NHL	82	5	25	30	11	43	1	0	2	-	144	15	2	4	6	12	2
2023-24	Carolina	NHL	70	3	10	13	10	20	0	1	1	-	107	2	0	1	1	2	2
2024-25	DEVILS	NHL	72	3	14	17	-5	29	0	1	0	-	99	5	0	3	3	2	2
2025-26	DEVILS	NHL	37	1	6	7	-11	6	0	0	0	-	45	-	-	-	-	-	-
<b>DEVILS TOTALS</b>			<b>109</b>	<b>4</b>	<b>20</b>	<b>24</b>	<b>-16</b>	<b>35</b>	<b>0</b>	<b>1</b>	<b>0</b>	<b>-</b>	<b>144</b>	<b>5</b>	<b>0</b>	<b>3</b>	<b>3</b>	<b>2</b>	<b>2</b>
<b>NHL TOTALS</b>			<b>736</b>	<b>43</b>	<b>179</b>	<b>222</b>	<b>76</b>	<b>262</b>	<b>4</b>	<b>1</b>	<b>10</b>	<b>-</b>	<b>1116</b>	<b>57</b>	<b>5</b>	<b>16</b>	<b>21</b>	<b>22</b>	<b>22</b>

## THROUGH THE YEARS

**2024-25:** Pesce skated in his first season with New Jersey, but was sidelined with a lower-body injury for the start of the season. He was activated on the I.R. on Oct. 24 and logged his Devils debut on that date against Detroit. The veteran blueliner earned his first point in a Devils sweater on Nov. 30 against Washington, which also marked his 199th career point. Pesce recorded his first goal with New Jersey on Dec. 12 vs Los Angeles, which marked his 200th career point. His 200th career point was also a shorthanded goal, which marked the first of his career. Pesce led the team in blocked shots (138) and led all Devils skaters with 21:19 ATOI. Pesce will play in his 700th career NHL game next season.

**2023-24:** Pesce skated in his ninth NHL season with Carolina and earned a career-high 25 assists and 30 points. His 113 blocks ranked second on Carolina, while his 20:17 ATOI ranked fourth on the team. He played in his 560th career game at Anaheim on Oct. 15, 2023, which passed Justin Faulk for the third-most games played by any blueliner in team history. He later played in his 600th career at Arizona on Feb. 16, 2024, while his 627 career games played rank third for all blueliners in Carolina's franchise history.

**2022-23:** Played in 82 games for the second time in his career with Carolina, which tied a career-high set in 2016-17. Pesce recorded a career-high 30 points (5g-25a) and 43 PIM. His 22:01 ATOI ranked second on Carolina, while his 110 blocks led all Carolina skaters.

**2021-22:** He tied a career-high seven goals, which was first earned in 2018-19. He also earned a career-high three game-winning goals. Pesce's 21:42 ATOI ranked second for all Carolina Skaters.

**2020-21:** Skated in sixth NHL season and with Carolina. He earned his second-career power-play goal and logged a career-high 22:48 ATOI.





# JONAS SIEGENTHALER

71 | DEFENSEMAN



**NO. 71 | HT: 6'2" | WT: 218 LBS | SHOOTS: LEFT | BORN: 5/6/1997, ZURICH, SWITZERLAND**  
**DRAFT: WASHINGTON'S SECOND CHOICE, SECOND ROUND (57TH OVERALL), 2015 NHL DRAFT**

## 2025-26

Siegenthaler skated in his sixth season with New Jersey and led the team with 135 blocks, while his 92 hits ranked fourth overall on the team. Siegenthaler recorded his first fighting major for 2025-26 on Dec. 1 vs Columbus (A. Fantilli). He later played in his 400th career game on Dec. 14 vs Vancouver. The defenseman recorded consecutive multi-point games from March 24 to March 26 (0g-4a), which marked the first time in his career that he recorded consecutive multi-point games.

Siegenthaler finished the 2025-26 campaign with 16 assists, while nine of his helpers were earned in the team's final 13 games.

## CAREER HIGHLIGHTS

**First NHL:** | **GP:** 11/9/2018 vs CBJ, 12:13 TOI | **Point:** 12/14/2018 @ CAR, 1A | **Goal:** 11/9/2019 vs VGK

**Most In A Game:** | **Goals:** 1G, 10 times, last: 12/31/24 @ ANA | **Assists:** 3A, 10/12/23, vs DET | **Points:** 3 PTS, 3x, last: 10/12/23, vs DET (0g-3a) | **Shots:** 5 SOG, 2/10/22 @ STL | **Hits:** 7 hits, 3x, last: 11/28/25 @ BUF | **TOI:** 26:55, 12/5/23, @ VAN | **BLK:** 7 blocks, 1/15/19 @ NSH

**Milestones:** Played in 100th career game on 4/17/2021 @ NYR | Played in 200th career NHL GP 12/3/22, vs PHI | Played in 200th career game with New Jersey on 2/25/24 vs TBL | Played in 400th career NHL game on 12/14/25 vs VAN

## PERSONAL

Like numerous Devils players, Jonas' favorite TV show is Peaky Blinders. One of his biggest interests aside from hockey is cooking. He also grew up playing soccer & his favorite non-hockey team is Manchester City. His favorite actor is Liam Neeson & his favorite movie is "The Last Samurai."



## CAREER STATS

YEAR	TEAM	LEAGUE	REGULAR SEASON													PLAYOFFS				
			GP	G	A	PTS	+/-	PIM	PP	SH	GW	GT	S	GP	G	A	PTS	PIM		
2014-15	ZSC Lions	NLA	41	0	3	3	4	39	-	-	-	-	-	-	-	-	-	-	-	-
	GC Kloten Lions	NLB	10	1	7	8	-	10	-	-	-	-	-	-	-	-	-	-	-	-
	Switzerland U18	WJC-18	7	0	4	4	2	20	-	-	-	-	-	-	-	-	-	-	-	
2015-16	Switzerland U20	WJC-20	6	0	1	1	9	8	-	-	-	-	-	-	-	-	-	-	-	
	GCK Lions U20	Elite Jr. A	-	-	-	-	-	-	-	-	-	-	-	1	1	0	0	1	2	
	ZSC Lions	NLA	40	3	5	8	16	28	-	-	-	-	-	4	0	0	0	0	2	
2016-17	Hershey Bears	AHL	6	0	1	1	-4	8	-	-	-	-	-	-	-	-	-	-	-	
	Switzerland U20	WJC-20	6	0	1	1	-4	6	-	-	-	-	-	-	-	-	-	-		
	ZSC Lions	NLA	28	1	6	7	1	16	-	-	-	-	-	6	0	0	0	8		
2017-18	Hershey Bears	AHL	7	0	0	0	2	2	-	-	-	-	-	5	0	0	0	0	2	
	Switzerland U20	WJC-20	5	1	5	6	-1	2	-	-	-	-	-	-	-	-	-	-		
	Hershey Bears	AHL	75	6	6	12	-20	61	-	-	-	-	-	-	-	-	-	-		
2018-19	Washington Capitals	NHL	26	0	4	4	6	10	0	0	0	-	12	4	0	0	0	2		
	Hershey Bears	AHL	34	2	4	6	3	30	-	-	-	-	-	-	-	-	-			
2019-20	Washington Capitals	NHL	64	2	7	9	11	43	0	0	1	-	49	7	0	0	0	0		
	Washington Capitals	NHL	7	0	0	0	-3	2	0	0	0	-	3	-	-	-	-			
2020-21	Washington Capitals	NHL	8	0	0	0	-6	2	0	0	0	-	4	-	-	-	-			
	Switzerland	WC	7	0	1	1	2	6	-	-	-	-	-	-	-	-				
2021-22	Switzerland	NHL	70	1	13	14	-5	42	0	0	0	-	92	-	-	-	-			
	Switzerland	WC	8	1	4	5	8	4	-	-	-	-	-	-	-	-				
2022-23	Switzerland	NHL	80	4	17	21	27	44	1	0	1	-	84	11	1	2	3	8		
	Switzerland	WC	5	2	0	2	2	0	-	-	-	-	-	-	-	-				
2023-24	Switzerland	NHL	57	1	8	9	-7	20	0	0	0	-	63	-	-	-	-			
	Switzerland	WC	9	0	4	4	8	4	-	-	-	-	-	-	-	-				
2024-25	Switzerland	NHL	55	2	7	9	44	0	0	0	-	52	3	0	0	0	6			
	Switzerland	OG	82	0	16	16	-9	48	0	0	0	-	60	-	-	-				
2025-26	Switzerland	NHL	5	0	0	0	-2	4	0	0	0	-	-	-	-	-				
	Switzerland	OG	5	0	0	0	-2	4	0	0	0	-	-	-	-					
<b>DEVILS TOTALS</b>			<b>352</b>	<b>8</b>	<b>61</b>	<b>69</b>	<b>9</b>	<b>200</b>	<b>1</b>	<b>0</b>	<b>1</b>	<b>-</b>	<b>355</b>	<b>14</b>	<b>1</b>	<b>2</b>	<b>3</b>	<b>14</b>		
<b>NHL TOTALS</b>			<b>449</b>	<b>10</b>	<b>72</b>	<b>82</b>	<b>23</b>	<b>255</b>	<b>1</b>	<b>0</b>	<b>2</b>	<b>-</b>	<b>419</b>	<b>25</b>	<b>1</b>	<b>2</b>	<b>3</b>	<b>16</b>		

## NOMINATIONS/AWARDS

2015-16 Swiss Cup Champion, ZSC Lions | 2023-24 WC Silver Medal with Switzerland | 2023-24 WC Silver Medal with Switzerland

## THROUGH THE YEARS

**2024-25:** Siegenthaler skated in his fifth season with New Jersey, but was placed on the I.R. on Feb. 18, retro-active to suffering a lower-body injury on Feb. 4 at Pittsburgh. Siegenthaler missed the remainder of the regular season. The veteran blueliner played in 55 games and averaged 19:36 TOI, which ranked in the top 10 for all Devils skaters.

**2023-24:** Siegenthaler completed his fourth season with New Jersey and logged a career-high 26:55 TOI in a game played on Dec. 5, 2023, at Vancouver. The blueliner suffered a broken foot on Jan. 6, 2024, vs Vancouver and was placed on the I.R. on Jan. 9. He was then activated off the I.R. on Feb. 20, and played in his 200th career game with the Devils on Feb. 25 vs Tampa. He later tied a career-high seven hits in a single game via Apr. 3 at the NY Rangers.

**2022-23:** Signed 5-year contract extension to begin in 2023-24, on 7/26/22... Oct. 30 vs CBJ: Earned 1st-career PPG, 3:46 into 3rd per...Nov. 28: Ranked 1st in the NHL w/ a +23 +/- rating...Dec. 3 @ PHI: Played in 200th career GP in NHL...Dec. 30 @ PIT: Logged career-high 26:53 TOI...Jan. 4 @ DET: Tied career-high +3 rating...Jan. 10 @ CAR: Snapped 31-GP drought w/o a goal... Tied career-high 2g in a season, & 14 PTS in a season...Feb. 25 v PHI: 2nd career 3-PTS game (1g-2a), Earned 2nd career GWG.


**2022-23 Stanley Cup Playoffs:** Apr. 22 @ NYR: Returned to lineup after scratched for Game 2 ...Apr. 24 @ NYR: Recorded 1st career SCP PTS (1g-1a) -Became 4th D-Man in franchise history who earned a GWG vs NYR in the playoffs ...May 3 @ CAR: Logged postseason career-high 7 hits.

**2021-22:** Completed first full season with NJD...Snapped a 94-game scoring drought, after netting his first goal w/ NJD on Feb. 25 @CHI...Set career-highs in single season for GP (70), assists (13), points (14), shots (92), ATOI (20:34), hits (98) & blocks (106)...Logged career-high TOI 26:48 on Dec. 18 vs DET... Set career-high 3-game point streak on 12/20/21 to 12/23/21 (1g-2a-3PTS)... Logged a career-high 5 SOG on 2/10/22 @ STL...Earned a career-high 3 PTS (1g-2a) on 2/25/22 @ CHI...Shut down for remainder of the season on Apr. 9 w/ a broken hand...signed a 5-year contract extension set to begin in 2023-24, AAV \$3.4 million.

**2020-21:** Played in third NHL season...Skated in seven games with Washington...Acquired by New Jersey on Apr. 11 in exchange for a 2021 conditional third-round pick (ARI)...Made Devils debut on Apr. 13 vs NYR... Re-signed a two-year deal on July 9...Season-high 19:39 TOI with New Jersey on May 5, @ PHI.

**International:** Switzerland | 2012-13 WJC-18, 5 GP, no points | 2013-14 WJC-18, 5 GP, 0g-1a-1PTS | 2014-15 WJC-18, 7 GP, 0g-4a-4PTS | 2015-16 WJC-20, 6 GP, 0g-1a-1PTS | 2016-17 WJC-20, 5 GP, 1g-5a-6PTS | 2020-21 WC, 7 GP, 0g-1a-1PTS | 2021-22 WC, 8 GP, 1g-4a-5PTS | 2022-23 WC, 5 GP, 2g-0a-2PTS | 2023-24 WC 9 GP, 0g-4a-4 PTS, Silver Medal | 2025-26 Winter Olympic Games, 5 GP, 0g-0a-0 PTS





# MAXIM TSYPLAKOV

42 | RIGHT WING



**NO. 42** | HT: 6'3" | WT: 203 LBS | SHOOTS: LEFT | BORN: 9/19/98, MOSCOW, RUSSIA

**DRAFT: UNDRAFTED**

## 2025-26

Tsyplakov skated in his second NHL season and began the 2025-26 campaign with the New York Islanders. He was acquired via trade from New York in exchange for forward Ondrej Palat, a 2026 third-round draft pick and a 2027 sixth-round draft pick on Jan. 27, 2026. He logged his Devils debut on Jan. 29, which was vs Nashville (8:18 TOI). The forward earned his first goal in a Devils sweater on March 12 vs Calgary. Tsyplakov is entering his final season of a two-year contract (\$2.25 AAV).

## CAREER HIGHLIGHTS

**First NHL:** | GP: 10/10/24 vs UTA, 20:46 TOI | **Point:** 10/10/24 vs UTA, 1G | **Assist:** 10/14/2024 @ COL | **PPG:** 4/10/25 vs NYR

**Most In A Game:** | **Goals:** 1G, 12x, Last: 3/12/26 vs CGY | **Assists:** 2A, 3x, Last: 3/22/25 vs CGY | **Points:** 2 PTS, 7x, Last: 4/8/25 @ NSH (1g-1a) | **Shots:** 5 SOG, 2x, Last: 4/4/25 vs MIN | **Hits:** 8 hits, 11/1/24 @ BUF | **TOI:** 20:46 TOI, 10/10/24 vs UTA | **BLK:** 3, 3x, Last: 4/17/25 @ CBJ

**Milestones:** Played in 100th career NHL game on 1/3/26 vs TOR

## CAREER STATS

YEAR	TEAM	LEAGUE	REGULAR SEASON											PLAYOFFS					
			GP	G	A	PTS	+/-	PIM	PP	SH	GW	GT	S	GP	G	A	PTS	PIM	
2017-18	Spartak	KHL	20	0	0	0	-5	4	-	-	-	-	-	-	-	-	-	-	-
	Khimik	VHL	5	1	0	1	-2	2	-	-	-	-	-	-	-	-	-	-	-
2018-19	MHK Spartak	MHL	20	7	5	12	-3	14	-	-	-	-	-	5	3	0	3	2	
	Spartak	KHL	31	4	5	9	5	29	-	-	-	-	-	-	-	-	-	-	
	Khimik	VHL	15	1	4	5	3	2	-	-	-	-	-	-	-	-	-	-	
2019-20	MHK Spartak	MHL	5	1	0	1	1	2	-	-	-	-	-	2	0	0	0	0	
	Spartak	KHL	52	5	6	11	-1	18	-	-	-	-	-	5	0	2	2	4	
2020-21	Spartak	KHL	58	9	8	17	-13	32	-	-	-	-	-	4	0	0	0	0	
	Khimik	VHL	1	0	0	0	-1	0	-	-	-	-	-	2	0	1	1	2	
2021-22	Spartak	KHL	38	4	8	12	-3	28	-	-	-	-	-	5	0	1	1	4	
	Khimik	VHL	1	0	0	0	1	4	-	-	-	-	-	4	2	2	4	2	
2022-23	Spartak	KHL	63	10	15	25	5	26	-	-	-	-	-	-	-	-	-	-	
	Spartak	KHL	65	31	16	47	12	35	-	-	-	-	-	11	2	2	4	14	
2024-25	NY Islanders	NHL	77	10	25	35	4	39	1	0	1	-	116	-	-	-	-	-	
2025-26	NY Islanders	NHL	27	1	1	2	-9	6	0	0	0	-	22	-	-	-	-	-	
	DEVILS	NHL	22	1	1	2	-8	0	0	0	0	-	20	-	-	-	-	-	
	<b>DEVILS TOTALS</b>		<b>22</b>	<b>1</b>	<b>1</b>	<b>2</b>	<b>-8</b>	<b>0</b>	<b>0</b>	<b>0</b>	<b>0</b>	<b>20</b>	<b>-</b>	<b>-</b>	<b>-</b>	<b>-</b>	<b>-</b>	<b>-</b>	
	<b>NHL TOTALS</b>		<b>126</b>	<b>12</b>	<b>27</b>	<b>39</b>	<b>-13</b>	<b>45</b>	<b>1</b>	<b>0</b>	<b>1</b>	<b>158</b>	<b>-</b>	<b>-</b>	<b>-</b>	<b>-</b>	<b>-</b>	<b>-</b>	

## NOMINATIONS/AWARDS

2021-22: Calder Cup Champion w/ CHI, Willie Marshall Award (AHL most goals, 48), AHL All-Star

## THROUGH THE YEARS

**2024-25:** Tsyplakov signed with the New York Islanders on May 16, 2024 and played 77 games. He tallied 35 points (10g-25a) with 39 PIM.

**2023-24:** He played in his seventh KHL season and with Spartak. He was named an alternate captain and registered a career-high 47 points and 31 goals. His 47 points ranked third on the team, while his 31 goals ranked second. He recorded four points (2g-2a) in 11 playoff games.

**2022-23:** He played in his first full season in the KHL without spending time in the VHL or MHL. Tsyplakov recorded 25 points (10g-15a) in 63 regular-season games.

2021-22: Tsyplakov skated in 38 games in the KHL with Spartak and recorded four goals with eight assists for 12 points. He later registered one assist in five playoff games. He dressed in one regular-season game with Khimik in the VHL and then tallied four points (2g-2a) in four playoff games.

**2021-22:** He played in 58 games in the KHL with Spartak and tallied 17 points (9g-8a) with 32 points. He played in four playoffs games with Spartak and also two postseason games with Khimik.






2025-26

# SEASON IN REVIEW

 Prudential Center



2025-26 NHL FINAL STANDINGS

METROPOLITAN DIVISION

Table with 8 columns: GP, W, L, OT, GF, GA, PTS. Rows include Carolina, Pittsburgh, Philadelphia, Washington, Columbus, NY Islanders, New Jersey, NY Rangers.

CENTRAL DIVISION

Table with 8 columns: GP, W, L, OT, GF, GA, PTS. Rows include Colorado, Dallas, Minnesota, Utah, St. Louis, Nashville, Winnipeg, Chicago.

ATLANTIC DIVISION

Table with 8 columns: GP, W, L, OT, GF, GA, PTS. Rows include Buffalo, Tampa Bay, Montreal, Boston, Ottawa, Detroit, Florida, Toronto.

PACIFIC DIVISION

Table with 8 columns: GP, W, L, OT, GF, GA, PTS. Rows include Vegas, Edmonton, Anaheim, Los Angeles, San Jose, Seattle, Calgary, Vancouver.

INDIVIDUAL SCORING LEADERS

Table with 5 columns: PLAYER, TEAM, GP, G, A, PTS. Rows include Connor McDavid, Nikita Kucherov, Nathan Mackinnon, Macklin Celebrini, Mark Scheifele.

DEFENSEMEN SCORING LEADERS

Table with 5 columns: PLAYER, TEAM, GP, G, A, PTS. Rows include Evan Bouchard, Zach Werenski, Cale Makar, Lane Hutson, Quinn Hughes.

ROOKIE SCORING LEADERS

Table with 5 columns: PLAYER, TEAM, GP, G, A, PTS. Rows include Ivan Demidov, Beckett Sennecke, Matthew Schaefer, Jimmy Snuggerud, Ryan Leonard.

INDIVIDUAL LEADERS

Large table with multiple columns: GOAL SCORING, SHOTS, GOALS AGAINST AVG, ASSISTES, WINS, POWER PLAY GOALS, SHORT HAND GOALS, POWER PLAY ASSISTS, SAVE PERCENTAGE, POWER PLAY POINTS, SHUTOUTS, GAME DETERMINING GOALS, PLUS/MINUS, GAME WINNING GOALS, PENALTY MINUTES.

NEW JERSEY DEVILS

42-33-7, 91 PTS, 3RD PLACE METROPOLITAN DIVISION, 7TH PLACE EASTERN CONFERENCE

Table with 15 columns: POS, NO, PLAYER, GP, G, A, PTS, +/-, PIM, PP, SH, GW, OT, S, PCTG. Rows include Nick Bjugstad, Jesper Bratt, Connor Brown, Seamus Casey, Dennis Cholowski, Paul Cotter, Angus Crookshank, Evgenii Dadonov, Brenden Dillon, Cody Glass, Luke Glendening, Arseny Gritsyuk, Brian Halonen, Leni Hameenaho, Dougie Hamilton, Nico Hischier, Jack Hughes, Luke Hughes, Johnathan Kovacevic, Shane Lachance, Juho Lammikko, Nathan Lagare, Zack MacEwen, Marc McCaughrin, Timo Meier, Dawson Mercer, Simon Nemeč, Stefan Noesen, Ondrej Palat, Xavier Parent, Brett Pesce, Jonas Siegenthaler, Maksim Tsyplov, Toomas Hellela, Jacob Markstrom.

Table with 15 columns: RK, GOALTENDER, GPI, MINS, AVG, W, L, OT, EN, SO, GA, SA, SV%, G, A, PIM. Rows include Jake Allen, Nico Dawes, Jacob Markstrom.

NEW JERSEY TOTALS

\*Indicates rookie



GOALS/SHOTS BY PERIOD

Table with 14 columns: GOALS BY PERIOD (1, 2, 3, OT/SO, TOTAL, AVG), SHOTS BY PERIOD (1, 2, 3, OT, TOTAL, AVG). Rows include NJ, OPP.

2025-26 SEASON

Legend: ND=Devils, BB=Boston, BS=Buffalo, CH=Carolina, CB=Columbus, DR=Detroit, FP=Florida, MC=Montreal, NI=NY Islanders, NR=NY Rangers, OS=Ottawa, PF=Philadelphia, PP=Pittsburgh, TL=Tampa Bay, TM=Toronto, WC=Washington. Standings reflect points after games of date played; 1st & 2nd = 1st place teams in Atlantic & Metropolitan Divisions.

Table with columns OCT 1ST to 16TH and rows 1 to 31. Contains game schedule and results for the month of October.

Table with columns NOV 1ST to 16TH and rows 1 to 31. Contains game schedule and results for the month of November.

Table with columns DEC 1ST to 16TH and rows 1 to 31. Contains game schedule and results for the month of December.

Table with columns JAN 1ST to 16TH and rows 1 to 31. Contains game schedule and results for the month of January.

2025-26 SEASON (CONT.)

Legend: ND=Devils, BB=Boston, BS=Buffalo, CH=Carolina, CB=Columbus, DR=Detroit, FP=Florida, MC=Montreal, NI=NY Islanders, NR=NY Rangers, OS=Ottawa, PF=Philadelphia, PP=Pittsburgh, TL=Tampa Bay, TM=Toronto, WC=Washington. Standings reflect points after games of date played; 1st & 2nd = 1st place teams in Atlantic & Metropolitan Divisions.

FEB	1ST	2ND	3RD	4TH	5TH	6TH	7TH	8TH	9TH	10TH	11TH	12TH	13TH	14TH	15TH	16TH
1	TL72	CH72	DR70	MC69	PP67	BS67	BB67	NI65	CB61	WC61	FP59	OS59	TM59	PF58	ND58	NR50
2	TL74	CH74	DR70	MC69	BB68	PP67	BS67	NI65	CB61	WC61	FP59	OS59	TM59	PF58	ND58	NR50
3	TL74	CH74	DR72	MC70	BS69	BB68	PP67	NI65	WC63	CB61	OS61	TM61	FP59	PF58	ND58	NR50
4	TL76	CH76	DR72	BS70	MC70	PP68	BB68	NI67	CB63	TM63	WC63	OS61	PF60	FP59	ND58	NR50
5	TL76	CH76	MC72	DR72	BS70	BB69	PP68	NI67	CB65	TM63	WC63	OS61	PF60	FP59	ND58	NR50
6	TL78	CH78	MC72	DR72	PP70	BS70	BB69	NI69	CB65	WC65	OS63	TM63	PF61	FP61	ND58	NR50
7	TL78	CH78	MC72	DR72	PP70	BS70	BB69	NI69	CB65	WC65	OS63	TM63	PF61	FP61	ND58	NR50
8	TL78	CH78	MC72	DR72	PP70	BS70	BB69	NI69	CB65	WC65	OS63	TM63	PF61	FP61	ND58	NR50
9	TL78	CH78	MC72	DR72	PP70	BS70	BB69	NI69	CB65	WC65	OS63	TM63	PF61	FP61	ND58	NR50
10	TL78	CH78	MC72	DR72	PP70	BS70	BB69	NI69	CB65	WC65	OS63	TM63	PF61	FP61	ND58	NR50
11	TL78	CH78	MC72	DR72	PP70	BS70	BB69	NI69	CB65	WC65	OS63	TM63	PF61	FP61	ND58	NR50
12	TL78	CH78	MC72	DR72	PP70	BS70	BB69	NI69	CB65	WC65	OS63	TM63	PF61	FP61	ND58	NR50
13	TL78	CH78	MC72	DR72	PP70	BS70	BB69	NI69	CB65	WC65	OS63	TM63	PF61	FP61	ND58	NR50
14	TL78	CH78	MC72	DR72	PP70	BS70	BB69	NI69	CB65	WC65	OS63	TM63	PF61	FP61	ND58	NR50
15	TL78	CH78	MC72	DR72	PP70	BS70	BB69	NI69	CB65	WC65	OS63	TM63	PF61	FP61	ND58	NR50
16	TL78	CH78	MC72	DR72	PP70	BS70	BB69	NI69	CB65	WC65	OS63	TM63	PF61	FP61	ND58	NR50
17	TL78	CH78	MC72	DR72	PP70	BS70	BB69	NI69	CB65	WC65	OS63	TM63	PF61	FP61	ND58	NR50
18	TL78	CH78	MC72	DR72	PP70	BS70	BB69	NI69	CB65	WC65	OS63	TM63	PF61	FP61	ND58	NR50
19	TL78	CH78	MC72	DR72	PP70	BS70	BB69	NI69	CB65	WC65	OS63	TM63	PF61	FP61	ND58	NR50
20	TL78	CH78	MC72	DR72	PP70	BS70	BB69	NI69	CB65	WC65	OS63	TM63	PF61	FP61	ND58	NR50
21	TL78	CH78	MC72	DR72	PP70	BS70	BB69	NI69	CB65	WC65	OS63	TM63	PF61	FP61	ND58	NR50
22	TL78	CH78	MC72	DR72	PP70	BS70	BB69	NI69	CB65	WC65	OS63	TM63	PF61	FP61	ND58	NR50
23	TL78	CH78	MC72	DR72	PP70	BS70	BB69	NI69	CB65	WC65	OS63	TM63	PF61	FP61	ND58	NR50
24	TL78	CH78	MC72	DR72	PP70	BS70	BB69	NI69	CB65	WC65	OS63	TM63	PF61	FP61	ND58	NR50
25	TL78	CH78	MC72	DR72	PP70	BS70	BB69	NI69	CB65	WC65	OS63	TM63	PF61	FP61	ND58	NR50
26	TL80	CH78	MC72	BS72	DR72	PP70	BB69	NI69	WC67	CB65	OS63	TM63	FP61	FP61	ND58	NR50
27	TL80	CH80	DR74	MC73	PP72	BS72	BB71	NI71	WC67	CB65	OS64	FP63	FP63	TM63	ND58	NR51
28	TL80	CH80	BS74	DR74	MC73	PP72	BB71	NI71	WC69	CB65	OS64	FP63	FP63	TM63	ND58	NR51

MAR	1ST	2ND	3RD	4TH	5TH	6TH	7TH	8TH	9TH	10TH	11TH	12TH	13TH	14TH	15TH	16TH
1	CH82	TL80	BS76	MC75	MC75	DR74	PP73	NI73	BB71	WC69	CB66	OS66	PF65	TM63	ND60	NR53
2	CH82	TL80	BS76	PP75	MC75	NI75	DR74	BB71	WC69	CB66	OS66	PF65	FP63	TM63	ND60	NR53
3	CH82	TL80	BS76	DR76	PP75	MC75	NI75	BB71	WC69	CB68	PF67	OS66	TM64	FP63	ND60	NR54
4	CH82	TL80	BS78	DR76	PP75	MC75	NI75	BB73	CB70	WC69	OS67	PF67	TM64	FP63	ND62	NR54
5	CH84	TL80	BS78	DR77	PP75	MC75	NI75	BB73	CB70	WC69	OS67	PF67	TM65	ND64	FP63	NR54
6	CH84	TL80	BS80	DR77	MC75	PP75	NI75	BB73	CB72	OS69	WC69	PF67	TM65	ND64	FP63	NR56
7	CH86	TL80	BS80	DR77	MC76	PP75	NI75	BB73	CB72	OS69	WC69	PF67	FP65	TM65	ND64	NR56
8	CH86	TL82	BS82	MC78	DR77	NI77	PP76	BB75	CB73	OS71	PF69	WC69	ND66	FP65	TM65	NR56
9	CH86	BS84	TL82	DR79	MC78	PP78	NI77	BB76	CB73	OS71	PF69	WC69	ND66	FP65	TM65	NR56
10	CH86	BS84	TL82	DR79	MC78	PP78	NI77	BB76	CB74	OS73	WC71	PF69	ND66	FP65	TM65	NR58
11	CH88	BS86	TL82	MC80	PP79	DR79	NI79	BB78	CB76	OS73	WC71	PF69	FP67	ND66	TM65	NR60
12	CH88	BS86	TL82	MC82	PP79	DR79	NI79	BB78	CB76	OS73	PF71	WC71	FP67	ND66	TM65	NR60
13	CH88	BS86	TL84	MC82	PP79	NI79	DR79	BB78	CB77	OS73	PF73	WC73	FP69	TM67	ND66	NR62
14	CH88	BS86	TL84	MC82	PP79	DR79	NI79	BB78	CB77	OS73	PF73	WC73	FP69	TM67	ND66	NR62
15	CH90	BS88	TL84	MC82	PP81	NI81	BB80	DR80	CB79	OS75	PF74	WC74	FP69	ND68	TM68	NR64
16	CH90	BS88	TL84	MC82	PP81	NI81	BB80	DR80	CB79	OS77	PF74	WC74	TM70	FP69	ND68	NR64
17	CH90	BS88	TL84	PP83	MC82	DR82	BB81	NI81	CB79	OS77	PF74	WC74	ND70	TM70	FP69	NR64
18	CH90	BS90	TL86	MC84	PP83	NI83	BB82	DR82	CB81	OS77	PF74	WC74	ND70	TM70	FP69	NR64
19	CH92	BS90	TL86	MC84	PP84	NI83	BB82	DR82	CB81	OS77	PF76	WC76	ND72	TM70	FP69	NR64
20	CH92	BS92	TL88	PP84	MC84	BB84	DR84	CB83	NI83	OS79	PF78	WC76	ND72	FP71	TM70	NR64
21	CH94	BS92	TL88	PP84	MC84	BB84	DR84	CB83	NI83	OS79	PF78	WC78	ND72	FP71	TM71	NR64
22	CH94	BS94	TL90	PP86	MC86	BB86	CB85	DR84	NI83	OS81	PF80	WC78	ND72	FP71	TM71	NR64
23	CH96	BS94	TL91	MC86	BB86	PP86	CB85	NI85	DR84	OS81	PF80	WC79	ND72	FP71	TM71	NR65
24	CH96	BS95	TL91	MC86	BB86	PP86	CB85	NI85	DR84	OS83	PF80	WC79	ND72	FP71	TM71	NR65
25	CH96	BS95	TL93	MC88	CB87	BB86	PP86	OS85	NI85	DR84	PF80	WC79	ND74	FP73	TM73	NR65
26	CH96	BS96	TL93	MC88	BB88	CB87	PP86	OS85	NI85	DR84	PF80	WC79	TM75	ND74	FP73	NR65
27	CH96	BS96	TL94	MC90	BB88	PP88	CB87	NI87	OS86	DR84	PF82	WC81	ND76	TM75	FP73	NR65
28	CH96	BS96	TL94	MC90	BB88	PP88	CB87	NI87	OS86	DR86	PF82	WC81	ND76	TM75	FP73	NR67
29	CH98	S98	TL96	MC92	BB90	NI89	PP88	CB87	OS86	DR86	PF84	WC83	ND76	TM75	FP73	NR67
30	TL98	CH98	BS98	MC94	BB92	NI89	PP88	CB88	OS86	DR86	PF86	WC83	ND78	TM75	FP73	NR69
31	TL98	CH98	BS98	MC94	BB92	PP90	NI89	CB88	OS86	DR86	PF86	WC83	ND78	TM77	FP73	NR69

APR	1ST	2ND	3RD	4TH	5TH	6TH	7TH	8TH	9TH	10TH	11TH	12TH	13TH	14TH	15TH	16TH
1	CH100	BS100	TL98	MC96	BB94	PP92	NI89	CB88	OS86	DR86	PF86	WC85	ND78	TM77	FP75	NR71
2	CH100	BS100	TL98	MC96	BB94	PP92	NI89	CB88	OS86	DR86	PF86	WC85	ND78	TM77	FP75	NR71
3	CH102	TL100	BS100	MC98	BB94	PP92	NI89	OS88	DR88	CB88	PF86	WC85	ND80	FP77	TM77	NR71
4	CH102	TL100	BS100	MC98	BB94	PP92	NI89	OS88	DR88	CB88	PF86	WC85	ND80	FP77	TM77	NR71
5	CH104	TL102	MC100	BS100	PP94	BB94	NI89	OS88	DR88	PF88	CB88	WC87	ND81	TM78	FP77	NR73
6	CH104	TL102	BS100	MC100	PP96	BB95	OS90	PF90	NI89	DR88	CB88	WC87	ND83	TM78	FP77	NR75
7	CH104	TL102	BS102	MC100	PP96	BB95	OS90	PF90	NI89	DR88	CB88	WC87	ND83	TM78	FP77	NR75
8	CH106	TL102	BS102	MC102	PP96	BB96	OS92	PF92	CB90	DR89	NI89	WC87	ND83	TM78	FP78	NR75
9	CH106	BS104	TL102	MC102	PP96	BB96	OS92	PF92	CB90	DR89	NI89	WC89	ND83	FP78	TM78	NR75
10	CH108	BS106	MC104	TL102	PP98	BB96	OS94	PF92	DR91	NI91	CB90	WC89	ND83	FP78	TM78	NR75
11	CH108	BS106	MC104	TL102	PP98	BB96	OS94	PF92	DR91	NI91	CB90	WC89	ND83	FP78	TM78	NR75
12	CH110	BS106	TL104	MC104	PP98	OS96	BB96	PF94	CB92	WC91	DR91	NI91	ND85	FP80	TM78	NR75
13	CH110	BS106	TL106	TL104	PP98	BB98	OS97	PF94	WC93	CB92	DR91	NI91	ND85	FP80	TM78	NR75
14	CH111	BS108	TL106	MC106	PP98	BB98	OS97	PF96	WC93	DR92	CB92	NI91	ND87	FP82	TM78	NR75
15	CH113	BS108	TL106	MC106	BB100	PP98	PF98	OS97	WC95	DR92	CB92	NI91	ND87	FP82	TM78	NR75
16	CH113	BS108	TL106	MC106	BB100	PP98	PF98	OS97	WC95	DR92	CB92	NI91	ND87	FP82	TM78	NR75

#	Date	Team	W-L-OT	Record	GF-GA	Scorers	W Goal	PP	PK	SF-SA	W-L Ghtar.	Attend.
1	10/09/2025	@ Carolina Hurricanes	L	0-1-0	3-6	7, 12, 63	24	0-2	3-4	22-33	31 / 25	18404+
2	10/11/2025	@ Tampa Bay Lightning	W	1-1-0	5-3	28, 16, 13, 63s, 16	63	0-4	3-5	31-17	25 / 88	19092+
3	10/13/2025	@ Columbus Blue Jackets	W	2-1-0	3-2	28p, 91p, 91	91	2-2	5-5	28-33	25 / 73	18827+
4	10/16/2025	Florida Panthers	W	3-1-0	3-1	86p, 28, 13	28	1-5	5-5	33-22	34 / 40	16514+
5	10/18/2025	Edmonton Oilers	W	4-1-0	5-3	86, 63p, 16s, 86, 91	86	1-3	3-3	23-30	34 / 30	16514+
6	10/21/2025	@ Toronto Maple Leafs	W	5-1-0	5-2	86, 12p, 5, 86, 86	5	1-2	2-2	35-25	34 / 41	18306
7	10/22/2025	Minnesota Wild	W	6-1-0	4-1	47, 5, 81p, 63	7	2-5	3-4	35-31	50 / 32	16434
8	10/24/2025	San Jose Sharks	W	7-1-0	3-1	7p, 7p, 16	7	2-5	3-4	29-17	34 / 30	16514+
9	10/26/2025	Colorado Avalanche	W*	8-1-0	4-3	81, 86, 16, 86	86	0-1	2-2	24-24	34 / 50	16514+
10	10/28/2025	@ Colorado Avalanche	L	8-2-0	4-8	11, 7, 91, 86	17	0-2	2-6	30-42	41 / 25	18095+
11	10/30/2025	@ San Jose Sharks	L	8-3-0	2-5	91p, 91p	21	2-3	2-2	31-28	33 / 34	12390
12	11/01/2025	@ Los Angeles Kings	W	9-3-0	4-1	13, 48, 91s, 91s	48	0-0	4-4	22-44	25 / 35	16110
13	11/02/2025	@ Anaheim Ducks	L	9-4-0	1-4	86	77	0-1	2-2	33-29	1 / 34	17174+
14	11/06/2025	Montreal Canadiens	W**	10-4-0	4-3	12, 18, 28, 63	63	0-5	2-2	28-19	25 / 75	16514+
15	11/08/2025	Pittsburgh Penguins	W**	11-4-0	2-1	81	47	0-2	1-1	24-34	34 / 37	16514+
16	11/10/2025	New York Islanders	O*	11-4-1	2-3	28p, 17	13	1-4	0-1	35-24	30 / 25	16514+
17	11/12/2025	@ Chicago Blackhawks	W*	12-4-1	4-3	17, 91, 17, 17	17	0-1	2-3	37-20	29 / 30	17268
18	11/15/2025	@ Washington Capitals	W**	13-4-1	3-2	81p, 43	17	1-3	1-1	31-31	34 / 48	18347
19	11/18/2025	@ Florida Panthers	L	13-5-1	1-5	13	86	0-4	1-3	32-29	88 / 25	19092+
20	11/20/2025	@ Tampa Bay Lightning	L	13-6-1	0-1	28p, 13, 13	13	0-2	1-1	32-24	72 / 34	19473+
21	11/22/2025	@ Philadelphia Flyers	L	13-7-1	3-6	28, 13, 12, 16	16	1-2	4-4	35-29	80 / 34	18342
22	11/24/2025	Detroit Red Wings	W	14-7-1	4-3	28, 13, 12, 16	16	0-1	2-3	20-35	25 / 39	16514+
23	11/26/2025	St. Louis Blues	W*	15-7-1	3-2	28, 13p, 17	17	1-2	3-4	29-23	25 / 50	16056
24	11/28/2025	@ Buffalo Sabres	W	16-7-1	5-0	13, 81, 5, 47, 81	13	0-1	2-2	23-42	34 / 34	19070+
25	11/29/2025	Philadelphia Flyers	L	16-8-1	3-5	17, 28p, 91	46	1-4	2-2	32-31	80 / 25	16757+
26	12/01/2025	Columbus Blue Jackets	L	16-9-1	3-5	13p, 18, 28p	23	0-5	2-3	30-28	90 / 34	13881
27	12/03/2025	Dallas Stars	L	16-10-1	0-3	28	4	0-2	1-1	33-25	29 / 25	15805
28	12/05/2025	Vegas Golden Knights	L	16-11-1	0-3	28	27	0-2	0-2	24-25	40 / 25	15842
29	12/06/2025	@ Boston Bruins	L	16-12-1	1-4	28	39	0-1	1-1	30-22	1 / 34	17850+
30	12/09/2025	@ Ottawa Senators	W	17-12-1	4-3	17, 81, 47, 12	12	0-3	0-3	32-38	25 / 35	16159
31	12/11/2025	Tampa Bay Lightning	W	17-13-1	4-8	43, 63p, 36, 47	22	1-3	1-3	37-35	31 / 34	16042
32	12/13/2025	Anaheim Ducks	W	18-13-1	4-1	11, 47, 12, 16	47	0-2	3-3	22-31	34 / 1	15755
33	12/14/2025	Vancouver Canucks	L	18-14-1	1-2	43	24	0-3	1-3	26-15	35 / 25	13821
34	12/17/2025	@ Vegas Golden Knights	W**	19-14-1	2-1	16	63	0-2	3-4	33-37	34 / 79	17862+
35	12/19/2025	@ Utah Mammoth	W	20-14-1	2-1	16, 11p	11	1-5	3-4	22-33	25 / 70	12478+
36	12/21/2025	Buffalo Sabres	L	20-15-1	1-3	86	6	0-1	0-0	27-25	1 / 34	16886+
37	12/23/2025	@ New York Islanders	L	20-16-1	1-2	86	3	0-0	0-0	32-25	33 / 25	17255+
38	12/27/2025	Washington Capitals	O*	20-16-2	3-4	63p, 63, 12	6	1-2	1-1	38-33	48 / 34	16763+
39	12/30/2025	@ Toronto Maple Leafs	L	20-17-2	0-4	29, 63p, 13	74	0-3	2-3	33-30	60 / 25	18923+
40	12/31/2025	@ Columbus Blue Jackets	W	21-17-2	3-2	13p, 81, 43	43	1-1	3-3	33-35	34 / 73	17163
41	01/03/2026	Utah Mammoth	W	21-17-2	4-1	63, 28, 13p, 7	71	2-2	2-2	30-31	25 / 70	16928+
42	01/04/2026	Carolina Hurricanes	L	22-18-2	1-3	91	28	1-5	3-3	29-29	32 / 34	16092

#	Date	Team	W-L-OT	Record	GF-GA	Scorers	W Goal	PP	PK	SF-SA	W-L Ghtar.	Attend.
43	01/06/2026	@ New York Islanders	L	22-19-2	0-9		13	0-3	0-0	44-24	30 / 25	17255+
44	01/08/2026	@ Pittsburgh Penguins	L	22-20-2	1-4	43p	19	1-2	2-3	29-29	74 / 34	16125
45	01/11/2026	@ Winnipeg Jets	L	22-21-2	3-4	13, 12, 12	70	0-1	2-2	27-22	37 / 34	14165
46	01/12/2026	@ Minnesota Wild	W	23-21-2	5-2	91, 18, 63, 63, 18	63	0-2	1-2	29-23	25 / 30	18747+
47	01/14/2026	Seattle Kraken	W*	24-21-2	3-2	12, 13p, 13	13	1-2	1-2	26-17	25 / 31	16027
48	01/17/2026	Carolina Hurricanes	L	24-22-2	1-4	28p	37	1-4	1-1	30-35	31 / 25	16514+
49	01/19/2026	@ Calgary Flames	W*	25-22-2	2-1	91, 17	17	0-2	4-4	32-22	25 / 1	16435
50	01/20/2026	@ Edmonton Oilers	W	26-22-2	2-1	81, 12	12	0-1	2-2	17-23	34 / 35	18347+
51	01/23/2026	@ Vancouver Canucks	L	27-22-2	5-4	28, 13p, 12, 19p, 12	12	2-3	2-2	24-25	25 / 32	18603
52	01/25/2026	@ Seattle Kraken	W	27-23-2	2-4	7p, 86p	27	2-4	4-4	29-19	35 / 25	17151+
53	01/27/2026	Winnipeg Jets	L	27-24-2	3-2	29, 63p, 13	62	1-2	2-2	29-26	37 / 34	15454
54	01/29/2026	Nashville Predators	W*	28-24-2	3-2	7, 63, 13	13	0-3	2-2	35-29	25 / 29	15788
55	01/31/2026	@ Ottawa Senators	L	28-25-2	1-4	28	24	0-5	1-3	27-34	35 / 34	18319
56	02/03/2026	Columbus Blue Jackets	L	28-26-2	0-3		15	0-3	2-2	24-25	90 / 25	15851
57	02/05/2026	New York Islanders	L	28-27-2	1-3	13	14	0-1	1-1	24-14	30 / 34	16514+
58	02/25/2026	Buffalo Sabres	L	28-28-2	1-2	28	19	0-2	3-3	28-30	1 / 34	16514+
59	02/26/2026	@ Pittsburgh Penguins	L	28-29-2	1-4	47	75	0-5	2-3	30-37	37 / 25	18288+
60	02/28/2026	@ St. Louis Blues	W	29-29-2	3-1	28, 7p, 13	7	1-2	3-3	33-26	25 / 50	18096+
61	03/03/2026	Florida Panthers	W	30-29-2	5-1	81, 7, 12, 91, 17	7	0-2	3-3	33-21	25 / 72	15080
62	03/04/2026	Toronto Maple Leafs	W**	31-29-2	4-3	28, 81, 16	47	0-3	2-3	47-27	25 / 41	16186
63	03/07/2026	New York Rangers	W	32-29-2	6-3	63, 91p, 86p, 13p, 86, 86	13	3-3	4-4	35-20	25 / 32	16514+
64	03/08/2026	Detroit Red Wings	L	32-30-2	0-3		53	0-2	4-5	31-30	36 / 25	16514+
65	03/12/2026	Calgary Flames	L	32-31-2	4-5	42, 17p, 86, 43p	11	2-3	0-3	32-29	32 / 25	15388
66	03/14/2026	Los Angeles Kings	W	33-31-2	6-4	12, 13, 81, 13p, 86p, 28	86	2-3	1-3	28-31	34 / 31	16072
67	03/16/2026	Boston Bruins	W*	34-31-2	4-3	16, 63, 47, 47	47	0-2	3-3	34-22	25 / 70	18034
68	03/18/2026	@ New York Rangers	W	35-31-2	6-3	13p, 81, 16p, 28, 86, 63	28	2-4	2-2	39-18	25 / 32	17307
69	03/20/2026	@ Washington Capitals	L	35-32-2	1-2	63	81	0-2	1-1	31-28	48 / 34	18347
70	03/24/2026	@ Dallas Stars	W	36-32-2	6-4	86, 63, 16, 86, 28, 7	18	0-3	3-4	25-27	34 / 1	18532+
71	03/26/2026	@ Nashville Predators	W	37-32-2	4-2	63, 13, 13p, 28	13	1-3	1-1	30-17	25 / 29	17159+
72	03/28/2026	@ Carolina Hurricanes	L	37-33-2	2-5	28, 33	11	0-3	0-1	19-34	32 / 25	18579+
73	03/29/2026	Chicago Blackhawks	W	38-33-2	5-3	16p, 17, 86, 86	86	1-2	2-3	40-31	34 / 30	16514+
74	03/31/2026	@ New York Rangers	L	38-34-2	1-4	16p	8	1-3	2-3	23-23	31 / 25	17422
75	04/02/2026	Washington Capitals	W	39-34-2	7-3	12, 91, 7, 86, 86, 63p, 91	91	0-1	4-5	30-32	34 / 48	16057
76	04/04/2026	Montreal Canadiens	O**	39-34-3	3-4	81, 86s, 28	86	1-2	2-3	38-29	75 / 34	16514+
77	04/05/2026	@ Philadelphia Flyers	L	40-34-3	3-0	28, 12, 16	28	0-2	4-4	20-18	25 / 32	20962+
78	04/07/2026	Philadelphia Flyers	L	40-35-3	1-5	12	46	0-3	1-2	24-20	80 / 25	16514+
79	04/09/2026	Pittsburgh Penguins	W	40-36-3	2-5	47, 86	59	0-1	1-1	21-30	74 / 34	16514+
80	04/11/2026	@ Detroit Red Wings	W	41-36-3	5-3	86, 63, 12, 63, 91	63	0-0	1-1	33-28	34 / 36	19515+
81	04/12/2026	Ottawa Senators	W*	42-36-3	4-3	13, 16s, 9s, 13p	13	1-4	3-4	30-30	50 / 47	16514+
82	04/14/2026	@ Boston Bruins										

HOME/AWAY - 1st HALF/2nd HALF

PLAYER	HOME					AWAY					1ST HALF					2ND HALF									
	GP	G	A	PTS	+/-	PIM	GP	G	A	PTS	+/-	PIM	GP	G	A	PTS	+/-	PIM	GP	G	A	PTS	+/-	PIM	
Bjugstad NJ	15	0	2	2	-3	8	11	0	0	0	-1	0	0	0	0	0	-	0	26	0	2	2	-4	8	
Bratt	41	12	28	40	-7	10	41	10	21	31	-4	2	41	9	24	33	-9	8	41	13	25	38	-2	4	
Brown	38	9	11	20	3	18	37	9	14	23	-4	14	34	9	8	17	1	6	41	9	17	26	-2	16	
Casey	0	0	0	0	0	0	2	0	0	0	-3	0	2	0	0	0	-3	0	0	0	0	0	0	-	0
Cholowski	8	0	0	0	-5	0	9	0	2	2	-1	2	15	0	1	1	-5	2	2	0	1	1	-1	0	
Cotter	39	6	2	8	-12	9	40	3	4	7	-12	10	40	5	5	10	-9	13	39	4	1	5	-15	6	
Crookshank	4	1	0	1	1	0	4	0	0	0	0	4	8	1	0	1	1	4	0	0	0	0	-	0	
Dadonov	9	0	0	0	-1	0	15	1	0	1	-5	2	5	0	0	0	-1	0	19	1	0	1	-5	2	
Dillon	41	1	5	6	2	52	41	2	7	9	-15	37	41	3	8	11	-4	35	41	0	4	4	-9	54	
Glass	37	9	3	12	-1	26	33	10	4	14	4	13	30	7	2	9	2	19	40	12	5	17	1	20	
Glendening NJ	26	0	2	2	-4	0	26	0	2	2	-7	4	41	0	4	4	-4	2	11	0	0	0	-7	2	
Gritsyuk	33	6	7	13	2	8	33	7	11	18	-5	18	37	8	9	17	-4	14	29	5	9	14	1	12	
Halonen	9	0	1	1	-1	2	6	1	0	1	0	7	9	1	0	1	-1	5	6	0	1	1	0	4	
Hameenaho	18	1	5	6	-1	10	15	1	1	2	-2	4	0	0	0	0	-	0	33	2	6	8	-3	14	
Hamilton	39	7	14	21	4	22	38	5	13	18	-6	28	37	5	4	9	-5	28	40	7	23	30	3	22	
Hischier	41	15	21	36	-6	16	41	13	17	30	0	13	41	12	20	32	-4	19	41	16	18	34	-2	10	
J. Hughes	30	17	26	43	5	8	31	10	24	34	-5	2	23	11	13	24	-2	0	38	16	37	53	2	10	
L. Hughes	34	3	11	14	-7	16	34	3	18	21	3	16	41	4	17	21	-2	24	27	2	12	14	-2	8	
Kovacevic	18	0	4	4	-3	15	16	0	4	4	3	23	1	0	0	0	0	0	34	0	8	8	0	38	
Lachance	0	0	0	0	0	0	1	0	0	0	0	0	20	0	2	2	0	4	0	0	0	0	-	0	
Lammikko	12	0	2	2	3	2	12	0	0	0	-7	2	1	0	0	0	0	0	4	0	0	0	-4	0	
Legare	0	0	0	0	0	0	1	0	0	0	0	0	3	0	0	0	0	0	0	0	0	0	-	0	
MacEwen	1	0	0	0	0	0	2	0	0	0	0	0	36	12	13	25	-6	10	0	0	0	0	-	0	
McLaughlin	4	0	0	0	1	0	3	0	0	0	-3	0	41	10	15	25	9	12	7	0	0	0	-2	0	
Meier	38	13	11	24	-7	12	39	11	9	20	-9	10	31	7	11	18	4	16	41	12	7	19	-10	12	
Mercer	41	9	15	24	4	6	41	11	7	18	-6	27	41	10	15	25	9	12	41	10	7	17	-11	21	
Nemec	34	6	8	14	-6	14	34	5	7	12	-5	12	31	7	11	18	4	16	37	4	4	8	-15	10	
Noesen	19	1	3	4	-6	20	19	2	1	3	-6	13	35	3	4	7	-10	33	3	0	0	0	-2	0	
Palat NJ	22	2	2	4	-1	8	29	2	4	6	-4	4	41	2	6	8	1	8	10	2	0	2	-6	4	
Parent	3	0	0	0	-1	2	2	0	0	0	0	0	5	0	0	0	-1	2	0	0	0	0	-	0	
Pesce	17	0	3	3	-6	0	20	1	3	4	-5	6	17	1	5	6	1	2	20	0	1	1	-12	4	
Siegenthaler	41	0	6	6	-4	28	41	0	10	10	-5	20	41	0	3	3	-6	29	41	0	13	13	-3	19	
Tsyplakov NJ	12	1	1	1	2	-5	0	0	0	0	-3	0	0	0	0	0	-	0	22	1	1	2	-8	0	
Vilen	1	0	0	0	1	0	1	0	0	0	0	0	0	0	0	0	-	0	2	0	0	0	1	0	
White	13	0	4	4	3	2	10	0	0	0	-1	0	21	0	4	4	6	2	2	0	0	0	-4	0	

GOALTENDERS

HOME	GPI	MINS	AVG	W	L	OT	EN	SO	GA	SA	SPCTG
Jake Allen	1125	2:88	9	8	2	-	0	54	518	.898	
Nico Daws	123	1:95	2	0	0	-	0	4	61	.934	
Jacob Markstrom	1212	2:92	10	9	1	-	0	59	512	.885	
AWAY	GPI	MINS	AVG	W	L	OT	EN	SO	GA	SA	SPCTG
Jake Allen	18	1061	2:60	8	9	0	-	1	46	513	.910
Nico Daws	1	60	4:00	0	1	0	-	0	4	26	.846
Jacob Markstrom	23	1331	2:58	13	10	0	-	1	71	601	.882
1ST HALF	GPI	MINS	AVG	W	L	OT	EN	SO	GA	SA	SPCTG
Jake Allen	21	1238	2:52	11	8	1	-	1	52	540	.912
Nico Daws	1	60	1:00	1	0	0	-	0	1	31	.968
Jacob Markstrom	21	1163	3:20	10	9	1	-	0	62	556	.888
2ND HALF	GPI	MINS	AVG	W	L	OT	EN	SO	GA	SA	SPCTG
Jake Allen	16	947	3:04	6	9	1	-	0	48	439	.893
Nico Daws	2	123	3:41	1	1	0	-	0	7	56	.875
Jacob Markstrom	23	1380	2:96	13	10	0	-	1	68	557	.878

ALL-TIME MULTIPLE-POINT GAMES (SINCE 1982-83)

	2PT	3PT	4PT	5PT	6PT	TOTAL
Patrik Elias	177	62	8	4	0	251
John MacLean	123	34	10	2	0	169
Kirk Muller	91	35	3	4	1	134
Jack Hughes	81	37	5	1	0	124
Jesper Bratt	89	29	3	1	0	122
Scott Gomez	87	26	2	3	0	118
Travis Zajac	91	20	4	0	0	115
Nico Hischier	85	27	3	0	0	115
Petr Sykora	82	20	3	0	0	105
Aaron Broten	72	21	4	3	0	100
Bobby Holik	83	14	2	0	0	100

SEASON LEADERS

2-POINT GAMES	3-POINT GAMES	4-POINT GAMES	5-POINT GAMES	TOTAL
J. Hughes (2022-23).....24	Muller (1987-88).....10	MacLean (1990-91).....4	Gomez (2003-04).....2	J. Hughes (2022-23).....32
Hall (2017-18).....20	J. Hughes (2024-25).....10	Parise (2008-09).....3	24 players with.....1	Hall (2017-18).....27
Parise (2009-10).....20	Hischier (2024-25).....9	Elias (2000-01).....3	6-POINT GAMES	Bratt (2025-26).....26
Gionta (2005-06).....20	J. Hughes (2023-24).....8	Stevens (1993-94).....3	Muller (1986-87).....1	Parise (2008-09).....26
Sykora (1998-99).....20	Kovalchuk (2011-12).....8			Gionta (2005-06).....26
	Broten, A. (1986-87).....8			Gomez (2005-06).....26
	Seven players with.....7			Muller (1987-88).....26



**SCORING & SCHEDULE BREAKDOWN**

PLAYER	HOME Record (41 Games) 21-17-3=45 PTS				ROAD Record (41 Games) 21-20-0=42 PTS				METROPOLITAN DIVISION (26 Games) 7-17-2=16 PTS				POWER PLAY (82 Games) 45g-87a=132 PTS			
	GP	G	A	PTS	GP	G	A	PTS	GP	G	A	PTS	G	A	PTS	
34 Jake Allen	19	0	1	1	18	0	0	0	13	0	1	1	0	0	0	
72 Nick Bjogstad NJ	15	0	2	2	11	0	0	0	10	0	1	1	0	0	0	
63 Jesper Bratt	41	12	28	40	41	10	21	31	26	7	20	27	5	15	20	
16 Connor Brown	38	9	11	20	37	9	14	23	23	2	8	10	4	4	8	
24 Seamus Casey	0	0	0	0	2	0	0	0	0	0	0	0	0	0	0	
44 Dennis Cholowski	8	0	0	0	9	0	2	2	6	0	0	0	0	0	0	
47 Paul Cotter	39	6	2	8	40	3	4	7	24	2	2	4	0	1	1	
36 Angus Crookshank	4	1	0	1	4	0	0	0	0	0	0	0	0	0	0	
33 Evgenii Dadonov	9	0	0	0	15	1	0	1	7	1	0	1	0	0	0	
50 Nico Daws	2	0	0	0	1	0	0	0	0	0	0	0	0	0	0	
5 Brenden Dillon	41	1	5	6	41	2	7	9	26	0	5	5	0	0	0	
12 Cody Glass	37	9	3	12	33	10	4	14	24	4	2	6	1	1	2	
14 Luke Glendening	26	0	2	2	26	0	2	2	16	0	0	0	0	0	0	
81 Arseny Gritsyuk	33	6	7	13	33	7	11	18	21	4	4	8	2	3	5	
48 Brian Halonen	9	0	1	1	6	1	0	1	3	0	1	1	0	0	0	
29 Lenii Hameenaho	18	1	5	6	15	1	1	2	11	0	2	2	0	0	0	
7 Dougie Hamilton	39	7	14	21	38	5	13	18	23	3	5	7	4	10	14	
13 Nico Hirschier (C)	41	15	21	36	41	13	17	30	26	7	11	18	11	12	23	
86 Jake Hughes (A)	30	17	26	43	31	10	24	34	20	7	12	19	4	19	23	
43 Luke Hughes	34	3	11	14	34	3	18	21	22	3	8	11	2	11	13	
8 Johnathan Kovacevic	18	0	4	4	16	0	4	4	12	0	4	4	0	0	0	
20 Shane Lachance	0	0	0	0	1	0	0	0	1	0	0	0	0	0	0	
83 Juho Lammikko NJ	12	0	2	2	12	0	0	0	9	0	0	0	0	0	0	
37 Nathan Legare	0	0	0	0	1	0	0	0	1	0	0	0	0	0	0	
15 Zack MacEwen	1	0	0	0	2	0	0	0	1	0	0	0	0	0	0	
25 Jacob Markstrom	21	0	1	1	23	0	3	3	14	0	0	0	0	0	0	
21 Marc McLaughlin	4	0	0	0	3	0	0	0	2	0	0	0	0	0	0	
28 Timo Meier	38	13	11	24	39	11	9	20	26	8	3	11	6	4	10	
91 Dawson Mercer	41	9	15	24	41	11	7	18	26	7	4	11	4	3	7	
17 Simon Nemeec	34	6	8	14	23	5	4	9	20	2	2	4	1	1	2	
11 Stefan Noesen	19	1	3	4	34	5	7	12	12	0	1	1	1	2	3	
18 Ondrej Palat NJ	22	2	2	4	29	2	4	6	14	1	2	3	0	1	1	
67 Xavier Parent	3	0	0	0	2	0	0	0	0	0	0	0	0	0	0	
22 Brett Pesce	17	0	3	3	20	1	3	4	12	1	1	2	0	0	0	
71 Jonas Siegenthaler	41	0	6	6	41	0	10	10	26	0	4	4	0	0	0	
42 Maxim Tsylplakov NJ	12	1	1	2	10	0	0	0	9	0	0	0	0	0	0	
38 Topias Vilen	1	0	0	0	1	0	0	0	0	0	0	0	0	0	0	
45 Colton White	13	0	4	4	10	0	0	0	9	0	0	0	0	0	0	

\*All statistics are GP played with NJ

**INJURIES**  
Total man-games lost to injury & illness: 352

**REGULAR SEASON**

PLAYER	GAMES MISSED	INJURY STATUS
Jonathan Kovacevic	44	Lower-body; Oct. 9-Jan. 8
Juho Lammikko	9	Out Oct. 9-Oct. 27
Evgenii Dadonov	17	Lower-body; Out Oct. 11-Nov. 15
	22	Out Nov. 26-Jan 8
Zack MacEwen	13	Out since Oct. 13-Nov. 10
	65	Out Nov. 14-April 14
Cody Glass	7	Upper-body; Oct. 22-Nov. 5
	4	Out Nov. 15-Nov. 22
Jacob Markstrom	5	Lower-body; Out Oct. 13-25
	3	Out April 11-14
Stephen Noesen	6	Lower-body; Out Oct. 9-21
	38	Lower-body; Out Jan. 11-April 14
Brett Pesce	24	Out Oct. 28-Dec. 16
	21	Out March 4-April 14
Connor Brown	7	Out Nov. 1-Nov. 15
Dougie Hamilton	4	Out; Nov. 9-15
Jack Hughes	18	Out Nov. 15-Dec. 20
	3	Out Jan. 31-Feb. 24
Arseny Gritsyuk	4	Upper-body; out Dec. 13-Dec. 20
	12	Out March 26-April 14
Simon Nemeec	12	Lower-body; out Dec. 13-Jan. 7
Luke Hughes	10	Out Jan. 20-Feb. 25
	4	April 9-April 14
<b>TOTAL</b>	<b>352</b>	

**MISCONDUCTS/SUSPENSIONS**

General Misconducts: N/A  
 Game Misconducts: Jonas Siegenthaler | Dec. 1, 2025 | vs CBJ | 3:58, 2nd period  
 Match Penalties: N/A  
 Suspensions: N/A

**PENALTY SHOTS**

N/A

**POWER PLAY**

DEVILS 0PPGs	1PPGs	2PPGs	3PPGs	4PPGs	5PPGs	Last 5	Last 5-Home	Last 5-Road
48	24	9	0	0	0	1/9, 11.1%	2/11, 18.2%	1/9, 11.1%
OPPONENTS 0PPGs	1PPGs	2PPGs	3PPGs	4PPGs	5PPGs	Last 5	Last 5-Home	Last 5-Road
50	24	6	1	1	0	6/8, 75.0%	11/15, 73.3%	7/9, 77.8%

3-ON-5 DATE	DUR./PER.	P.K. OUTCOME	4-ON-3 DATE	DUR./PER.	P.K. OUTCOME
10/28/25 at COL	0:58/2nd per.	0/1	10/16/25 vs FLA	0:51/1st per.	0/1
11/12/25 @ CHI	1:17/1st per.	0/1	4/12/26 vs OTT	1:30/OT	1/1
1/8/26 @ PIT	1:29/2nd per.	0/1			
3/16/26 vs BOS	0:23/3rd per.	1/1	3-ON-4 DATE	DUR./PER.	P.K. OUTCOME
3/29/26 vs CHI	0:53/3rd per.	0/1	12/17/25 at VGK	1:53/OT	1/1
			4/4/26 vs MTL	0:06/OT	1/1
5-ON-3 DATE	DUR./PER.	P.K. OUTCOME			
10/24/25 vs SJS	1:04/2nd per.	0/1			
11/15/25 at WSH	0:08/1st per.	0/1			
12/13/25 vs ANA	0:45/2nd per.	0/1			
12/14/25 vs VAN	1:18/1st per.	0/1			
12/19/25 at UTA	0:57/1st per.	0/1			
1/3/26 vs UTA	1:00/2nd per.	0/1			
3/31/26 @ NYR	0:17/3rd per.	0/1			

SHORTHANDED POINTS				OVERTIME POINTS				GAME-WINNING POINTS			
PLAYER	G	A	PTS	PLAYER	G	A	PTS	PLAYER	G	A	PTS
Dawson Mercer	3	0	3	Simon Nemeec	3	1	4	Jack Hughes	5	12	17
Connor Brown	2	0	2	Nico Hirschier	3	1	4	Nico Hirschier	6	6	12
Jonas Siegenthaler	0	2	2	Jack Hughes	1	3	4	Jesper Bratt	4	7	11
Jesper Bratt	1	1	2	Jesper Bratt	1	1	2	Timo Meier	5	2	7
Luke Glendening	0	1	2	Paul Cotter	1	1	2	Dougie Hamilton	3	4	7
Brenden Dillon	0	1	1	Dougie Hamilton	0	2	2	Simon Nemeec	3	3	6
Nico Hirschier	0	1	1	Luke Hughes	0	1	1	Dawson Mercer	1	5	6
				Jacob Markstrom	0	1	1	Connor Brown	1	4	5
				Dawson Mercer	0	1	1	Brendan Dillon	2	2	4
								Paul Cotter	2	2	4
								Luke Hughes	1	3	4
								Cody Glass	3	0	3
								Arseny Gritsyuk	0	3	3
								Jacob Markstrom	0	2	2
								Luke Glendening	0	2	2
								Johnathan Kovacevic	0	2	2
								Johnathan Kovacevic	1	0	1
								Stefan Noesen	1	0	1
								Cody Glass	0	1	1

GOALTENDER	HOME Record (41 Games) 21-17-3=45 PTS					ROAD Record (41 Games) 21-20-0=42 PTS					METROPOLITAN DIVISION (26 Games) 7-17-2=16 PTS										
	GP	MINS	W	L	OT SO	GAA	GP	MINS	W	L	OT SO	GAA	GP	MINS	W	L	OT SO	GAA			
34 Jake Allen	19	2186	9	8	2	0	2.88	18	1061	8	9	0	1	2.60	13	758	4	7	1	0	3.01
25 Jacob Markstrom	21	1212	10	9	1	0	2.92	23	1331	13	10	0	1	3.20	14	788	3	10	1	0	3.88
50 Nico Daws	2	123	2	0	0	0	1.95	1	60	0	1	0	0	4.00							N/A

	W-L-OT		PTS	HOME		W-L-OT		PTS	HOME		
	W	L		W	L	W	L				
October	8	3-0	16	5	0-0	Sunday	4	7-0	8	3	4-0
November	8	5-1	17	6	4-1	Monday	5	1-1	11	2	1-1
December	5	9-1	11	1	6-1	Tuesday	5	10-0	10	1	3-0
January	7	8-0	14	3	3-0	Wednesday	8	2-0	16	4	2-0
February	1	4-0	2	0	3-0	Thursday	5	9-0	10	4	4-0
March	9	5-0	18	6	2-0	Friday	4	2-0	8	1	1-0
April	4	3-1	9	2	2-1	Saturday	11	6-2	23	6	2-2
						Matinee Games	8	3-0	16	6	1-0

**BACK-TO-BACK GAMES**

DATE	GAME 1	GAME 2	RECORD, OVR.
Oct. 21-22	At TOR, 5-2, W	Vs MIN, 4-1, W	<b>2-0-0</b>
Nov. 1-2	At LAK, 4-1, W	At ANA, 4-1, L	<b>1-1-0</b>
Nov. 28-29	At BUF, 5-0, W	Vs PHI, 5-3, L	<b>1-1-0</b>
Dec. 5-6	Vs VGG, 3-0, L	At BOS, 4-1, L	<b>0-2-0</b>
Dec. 13-14	Vs ANA, 4-1, W	Vs VAN, 2-1, L	<b>1-1-0</b>
Dec. 30-31	At TOR, 4-0, L	At CBJ, 3-2, W	<b>1-1-0</b>
Jan. 3-4	Vs UTA, 3-1, W	Vs CAR, 4-1, L	<b>1-1-0</b>
Jan. 11-12	At WPG, 4-3, L	At MIN, 5-2, W	<b>1-1-0</b>
Jan. 19-20	At CGY, 2-1, W	At EDM, 2-1, W	<b>2-0-0</b>
Feb. 25-26	Vs BUF 2-1, L	At PIT, 4-1, L	<b>0-2-0</b>
March 3-4	Vs FLA, 5-1, W	Vs TOR, 4-3, Wso	<b>2-0-0</b>
March 7-8	Vs NYR, 6-3, W	Vs DET, 3-0, L	<b>1-1-0</b>
March 28-29	At CAR (5-2, L)	Vs CHI (5-3, W)	<b>1-1-0</b>
April 4-5	Vs MTL (4-3, Lso)	At MTL (3-0, W)	<b>1-0-1</b>
April 11-12	At DET (5-3, W)	Vs OTT (4-3, Wot)	<b>2-0-0</b>
<b>TOTALS</b>	<b>9-5-1</b>	<b>8-7-0</b>	<b>17-12-1</b>

RECORD IN FIRST GAMES: 9-5-1

RECORD IN SECOND GAMES: 8-7-0

**OVERTIME/SHOOTOUT**

	OVERTIME HOME	ROAD	OVERALL
<b>2025-26 REGULAR SEASON:</b>	7-2	2-0	9-2
<b>LIFETIME RECORD:</b>	141-128-87	128-113-118	269-241-205
	SHOOTOUT HOME	ROAD	OVERALL
<b>2025-26 REGULAR SEASON:</b>	2-1	2-0	4-1
<b>LIFETIME RECORD:</b>	51-53	38-45	89-98

**THREE-OR-MORE CONSECUTIVE DIVISION CHAMPIONSHIPS**

Since 1967-68

Team	No.	Seasons	Division
Que./Col	9	1994-95 to 2002-03	Northeast-1/Pacific-3/Northwest-5
Detroit	8	2000-01 to 2008-09	Central
Montreal	8	1974-75 to 1981-82	Norris-7/Adams-1
Edmonton	6	1981-82 to 1986-87	Smythe
Washington	5	2015-16 to 2019-20	Metropolitan
Anaheim	5	2012-13 to 2016-17	Pacific
Vancouver	5	2008-09 to 2012-13	Northwest
Dallas	5	1996-97 to 2000-01	Central-2/Pacific-3
Washington	4	2007-08 to 2010-11	South East
San Jose	4	2007-08 to 2010-11	Pacific
Boston	4	1975-76 to 1978-79	Adams
Philadelphia	4	1973-74 to 1976-77	West-1/Patrick-3
Chicago	4	1969-70 to 1972-73	East-1/West-3
Carolina	3	2020-21 to 2022-23	Metropolitan
Colorado	3	2020-21 to 2022-23	Central
DEVILS	3	1996-97 to 1998-99	Atlantic
Detroit	3	1993-94 to 1995-96	Central
Calgary	3	1987-88 to 1989-90	Smythe
Philadelphia	3	1984-85 to 1986-87	Patrick
Chicago	3	1977-78 to 1979-80	Smythe
Boston	3	1969-70 to 1971-72	East Toronto

Date	Player	Action	Date	Player	Action
9/29	Dylan Wendt	Loaned to (AHL) Utica	11/15	Connor Brown	Placed on I.R.
	Jeremy Hanzel	Loaned to (AHL) Utica		Shane Lachance	Recalled from (AHL) Utica
	Cam Squires	Loaned to (AHL) Utica	11/17	Cody Glass	Placed on I.R. (upper-body)
	Jakub Malek (G)	Loaned to (AHL) Utica		Ethan Edwards	Recalled from (AHL) Utica
	Josh Filmon	Loaned to (AHL) Utica	11/18	Jack Hughes	Placed on I.R.
	Tyler Brennan (G)	Loaned to (AHL) Utica		Nathan Legare	Reassigned to (AHL) Utica
	Ryan Schmelzler	Placed on waivers w/ intention for loan to (AHL) Utica		Connor Brown	Activated off I.R.
10/1	Luke Hughes	Signed a 7-year contract	11/21	Evgenii Dadonov	Activated off I.R.
10/3	Zack MacEwen	Acquired via trade from OTT in exchange for K. MacDermid		Ethan Edwards	Reassigned to (AHL) Utica
		Placed on waiver w/ intent for (AHL) Utica	11/25	Shane Lachance	Reassigned to (AHL) Utica
10/4	Zack MacEwen	Placed on waiver w/ intent for (AHL) Utica	12/5	Angus Crookshank	Recalled from (AHL) Utica
		Placed on waiver w/ intent for (AHL) Utica	12/11	Xavier Parent	Recalled from (AHL) Utica
	Thomas Bordeleau	Placed on waiver w/ intent for (AHL) Utica	12/13	Calen Addison	Recalled from (AHL) Utica
		Placed on waiver w/ intent for (AHL) Utica		Timo Meier	Placed on non-roster list (personal leave)
	Angus Crookshank	Placed on waiver w/ intent for (AHL) Utica	12/16	Simon Nemech	Placed on I.R. (lower-body)
		Placed on waiver w/ intent for (AHL) Utica		Nathan Legare	Recalled from (AHL) Utica
	Brian Halonen	Placed on waiver w/ intent for (AHL) Utica	12/17	Brett Pesce	Activated off I.R.
		Placed on waiver w/ intent for (AHL) Utica		Arseny Gritsyuk	Placed on I.R. (upper-body)
	Colton White	Placed on waiver w/ intent for (AHL) Utica	12/20	Timo Meier	Activated from non-roster list
		Placed on waiver w/ intent for (AHL) Utica		Xavier Parent	Reassigned to (AHL) Utica
10/5	Nico Daws (G)	Placed on waiver w/ intent for (AHL) Utica		Calen Addison	Reassigned to (AHL) Utica
		Placed on waiver w/ intent for (AHL) Utica	12/21	Jack Hughes	Activated off I.R.
	Mike Hardman	Placed on waiver w/ intent for (AHL) Utica		Arseny Gritsyuk	Activated off I.R.
		Placed on waiver w/ intent for (AHL) Utica		Nathan Legare	Reassigned to (AHL) Utica
	John Gruden	Placed on waiver w/ intent for (AHL) Utica	12/28	Angus Crookshank	Reassigned to (AHL) Utica
		Placed on waiver w/ intent for (AHL) Utica	1/8	Simon Nemech	Activated off I.R.
	Nathan Legare	Placed on waiver w/ intent for (AHL) Utica	1/9	Dennis Cholowski	Placed on waivers – intention for (AHL) Utica
		Placed on waiver w/ intent for (AHL) Utica	1/10	Stefan Noesen	Placed on I.R. (lower-body)
	Calen Addison	Assigned to (AHL) Utica	1/11	Johnathan Kovacevic	Activated off I.R.
		Assigned to (AHL) Utica		Evgenii Dadonov	Activated off I.R.
	Xavier Parent	Assigned to (AHL) Utica	1/16	Juho Lammikko	Placed on waivers (cleared)
	Ethan Edwards	Assigned to (AHL) Utica		Colton White	Placed on waivers (cleared)
	Mikael Diette	Assigned to (AHL) Utica	1/17	Colton White	Reassigned to (AHL) Utica
	Topias Vilen	Assigned to (AHL) Utica		Lenni Hameenaho	Recalled from (AHL) Utica
	Georgi Romanov (G)	Assigned to (AHL) Utica	1/21	Luke Hughes	Placed on LTIR (upper-body) retroactive to Jan. 19
	Austin Strand	Assigned to (AHL) Utica		Colton White	Recalled from (AHL) Utica
	Jack Malone	Assigned to (AHL) Utica	1/27	Maxim Tsyplakov	Acquired from NYI in exchange for Ondrej Palat, 2026 3rd round draft pick & 2027 6th round draft pick
	Matyas Melovsky	Assigned to (AHL) Utica			
	Dmitry Osipov	Assigned to (AHL) Utica			
10/7	Shane Lachance	Assigned to (AHL) Utica			
	Lenni Hameenaho	Assigned to (AHL) Utica			
10/8	Zack MacEwen	Recalled from (AHL) Utica			
10/12	Evgenii Dadonov	Placed on I.R.	2/4	Nick Bjugstad	Acquired from STL in exchange for Thomas Bordeleau & conditional 2026 4th round draft pick.
	Brian Halonen	Recalled from (AHL) Utica			
10/15	Zac MacEwen	Placed on I.R. (upper-body)			
	Nico Daws	Recalled from (AHL) Utica			
10/22	Seamus Casey	Activated off I.R. & assigned to (AHL) Utica	2/6	Juho Lammikko	Assigned to (AHL) Utica
		Placed on I.R. (lower-body)		Lenni Hameenaho	Loaned to (AHL) Utica
	Juho Lammikko	Placed on I.R. (lower-body)	2/11	Colton White	Placed on waivers with intent for (AHL) Utica
10/12	Stefan Noesen	Activated off injured, non-roster		Marc McLaughlin	Placed on waivers with intent for (AHL) Utica
	Evgenii Dadonov	Placed on I.R.	2/17	Colton White	Recalled from (AHL) Utica
	Brian Halonen	Recalled from (AHL) Utica	2/18	Lenni Hameenaho	Recalled from (AHL) Utica
10/15	Zac MacEwen	Placed on I.R. (upper-body)		Dennis Cholowski	Recalled from (AHL) Utica
	Nico Daws	Recalled from (AHL) Utica	10/22	Jakub Malek	Recalled from (AHL) Utica
10/22	Seamus Casey	Activated off I.R. & assigned to (AHL) Utica		Jakub Malek	Reassigned to (AHL) Utica
		Placed on I.R. (lower-body)	2/20	Dylan Wendt	Recalled from (AHL) Utica
	Juho Lammikko	Placed on I.R. (lower-body)	2/24	Dylan Wendt	Assigned to (ECHL) Adirondack
10/26	Stefan Noesen	Activated off injured, non-roster		Dennis Cholowski	Reassigned to (AHL) Utica
	Nico Daws	Loaned to (AHL) Utica	2/28	Colton White	Reassigned to (AHL) Utica
	Seamus Casey	Recalled from (AHL) Utica		Luke Hughes	Activated off I.R.
10/28	Juho Lammikko	Activated from I.R.	3/5	Evgenii Dadonov	Placed on waivers
	Cody Glass	Placed on I.R. (upper-body)		Maxim Tsyplakov	Placed on waivers
10/31	Jacob Markstrom	Signed 2-year extension	11/5	Luke Glendenning	Placed on waivers
11/5	Seamus Casey	Reassigned to (AHL) Utica		Dennis Cholowski	Recalled from (AHL) Utica
	Colton White	Recalled from (AHL) Utica	3/6	Dennis Cholowski	Recalled from (AHL) Utica
11/6	Cody Glass	Activated off I.R.	4/10	Nico Daws	Recalled from (AHL) Utica
	Brett Pesce	Placed on I.R.	4/13	Topias Vilen	Recalled from (AHL) Utica
11/9	Brian Halonen	Reassigned to (AHL) Utica		Brian Halonen	Placed on waiver (intention for AHL Utica)
11/10	Zack MacEwen	Activated off I.R.			
11/14	Zack MacEwen	Placed on I.R. (lower-body)		Lenni Hameenaho	Reassigned to (AHL) Utica
	Nathan Legare	Recalled from (AHL) Utica			

**THE LAST TIME IN THE REGULAR SEASON THE DEVILS...**

**HOME**

HAD A SHUTOUT.....	4/5/25, 4-0, W, vs NYR, J. Markstrom 26 saves
WERE SHUTOUT.....	3/8/26, 3-0, L, vs DET, J. Gibson, 21 saves
	/C. Talbot, 10 saves
SCORED 10 GOALS.....	Never accomplished
SCORED 9 GOALS.....	3/23/93, 9-3, vs TB
SCORED 8 GOALS.....	4/6/23, 8-1, vs CBJ
ALLOWED 10 GOALS.....	10/25/84, 11-2, vs NYR
ALLOWED 9 GOALS.....	1/18/85, 9-6, vs NYR
ALLOWED 8 GOALS.....	12/11/25, 8-4, vs TBL
HAD 50 SHOTS IN A GAME.....	10/30/22, 53, vs CBJ, 7-1 W
ALLOWED 50 SHOTS IN A GAME.....	2/16/20, 55 vs CBJ, 4-3 Wso
HAD NO SHOTS IN A PERIOD*.....	1/7/83, 3rd per. Vs BOS, 2-2 T
ALLOWED NO SHOTS IN A PERIOD*.....	10/24/25, 2nd per. Vs SJS, 3-1, W
ALLOWED 1 SHOT IN A PERIOD*.....	12/14/25, 3rd per., 2-1, L vs VAN
HAD 1 SHOT IN A PERIOD*.....	1/11/25, 3rd per., vs TBL
HAD A PENALTY SHOT.....	4/3/18, T. Hall, scored, vs H. Lundqvist, 5-2 W vs NYR
FACED A PENALTY SHOT.....	12/12/24, A. Turcotte, unsuccessful, vs J. Markstrom, 3-1, W, vs LAK
HAD A HAT TRICK.....	3/7/26 vs NYR, J. Hughes, vs J. Quick
ALLOWED A HAT TRICK.....	1/17/26, vs CAR, A. Svechnikov vs J. Markstrom, in 4-1 loss

**ROAD**

HAD A SHUTOUT.....	4/5/26, 3-0, W, at MTL, J. Markstrom, 18 saves
WERE SHUTOUT.....	4/14/26, 4-0, L, at BOS, J. Swayman, 21 saves
SCORED 10 GOALS.....	Never accomplished
SCORED 9 GOALS.....	10/28/00, 9-0, at PIT
SCORED 8 GOALS.....	3/14/18, 8-3, at VGK
ALLOWED 10 GOALS.....	12/4/85, 10-7, at TOR
ALLOWED 9 GOALS.....	1/6/26, 9-0, at NYI
ALLOWED 8 GOALS.....	10/28/25, 8-4, L, at COL
HAD 50 SHOTS IN A GAME.....	3/1/24, 55, at ANA, 4-3, L
ALLOWED 50 SHOTS IN A GAME.....	1/19/21, 50 at NYR, 4-3 W
HAD NO SHOTS IN A PERIOD*.....	Never accomplished
ALLOWED NO SHOTS IN A PERIOD*.....	10/30/25, 3rd per. At SJS, 5-2, L
ALLOWED 1 SHOT IN A PERIOD*.....	2/13/11, 3rd per. 3-2 SO win @ FLA
HAD 1 SHOT IN A PERIOD*.....	1/15, 2015, 2nd per. At ANA
HAD A PENALTY SHOT.....	4/6/24, J. Hughes, unsuccessful vs J. Korpisalo, 4-3, W, @ OTT
FACED A PENALTY SHOT.....	2/8/25, O. Beck, stopped, vs J. Allen in 4-0 win @ MTL
HAD A HAT TRICK.....	11/12/25 @ CHI, S. Nemech vs S. Knight
ALLOWED A HAT TRICK.....	1/6/26, @ NYI, A. Duclair vs J. Markstrom

\* Excluding overtime periods

**BABES AND SENIORS**

**The Youngest Devils**

Name	Age (Years, Months, Days)
Scott Niedermayer	18 years, 1 month, 15 days
Craig Wolarin	18 years, 2 months, 13 days
Jack Hughes	18 years, 4 months, 21 days
Kirk Muller	18 years, 8 months, 4 days
Brendan Shanahan	18 years, 8 months, 16 days
Nico Hischier	18 years, 9 months, 3 days
Pat Verbeek	18 years, 9 months, 21 days
John MacLean	18 years, 10 months, 15 days
Adam Larsson	18 years, 10 months, 26 days
Stefan Matteau	18 years, 10 months, 28 days
Petr Sykora	18 years, 11 months, 9 days

**The Eldest Devils**

Name	Age (Years, Months, Days)
Igor Larionov	43 years, 4 months, 7 days
Jaromir Jagr	43 years, 0 months, 10 days
Tommy Albelin	41 years, 11 months, 23 days
Martin Brodeur	41 years, 11 months, 7 days
Brendan Shanahan	40 years, 3 months, 5 days
Patrik Elias	39 years, 11 months, 27 days
Johan Hedberg	39 years, 11 months, 21 days
Scott Stevens	39 years, 9 months, 6 days
Ken Daneyko	39 years, 1 month, 23 days
Steve Sullivan	38 years, 9 months, 21 days

**2025-26 TEAM HIGHS & LOWS**

LARGEST MARGIN OF VICTORY	5	11/28 @ BUF, 5-0, W
Largest margin of defeat	9	1/6 @ NYI, 9-0, L
MOST GOALS, GAME	7	4/2 vs WSH, 7-3, W
Most goals allowed, game	9	1/6 @ NYI, 9-0, L
MOST GOALS, PERIOD	4, 4x	Last: 3/24 @ DAL, 1st per., 6-4, W
Most goals allowed, period	4, 5x	Last: 1/6 @ NYI, 3rd per., 9-0, L
FASTEST GOAL START GP	0:54	1/14 vs SEA, 1st per., 3-2 Wot
Fastest goal allowed, Start GP	0:42	10/30 @ SJS, 1st per., 5-2, L
FASTEST GOAL START OF A PERIOD	0:25	3/14 vs LAK, A. Gritsyuk, 3rd per., 6-4, W
Fastest Goal Allowed Start of a Period	0:19	3/18 @ NYR, M. Zubanejad, 2nd per., 6-3, W
MOST SHOTS IN A GAME	47	3/4 vs TOR, 4-3, Wso
Most Shots Allowed in a Game	44	11/1 @ LAK, 4-1, W
MOST SHOTS IN A PERIOD	19	1/6 @ NYI, 2nd per., 9-0, L
Most Shots Allowed in a Period	18, 3x	Last: 12/31 @ CBJ, 2nd per., 3-2, W
FEWEST SHOTS IN A GAME	17	1/20 @ EDM, 2-1, W
Fewest Shots Allowed in a Game	14	2/5 vs NYI, 3-1, L
FEWEST SHOTS IN A PERIOD	3, 2x	Last: 1/20 @ EDM, 3rd per., 2-1, W
Fewest shots OPP, period	0, 2x	Last: 10/30 @ SJS, 3rd per., 5-2, L
MOST PIM IN A GAME	45	4/5 @ MTL, 3-0, W
Most PIM Opp, Game	34	12/1 vs CBJ, 5-3, L
FEWEST PIM IN A GAME	0, 4x	Last: 3/12 vs CGY, 6-4, L
Fewest PIM Opp, Game	0, 2x	Last: 12/23 @ NYI, 2-1, L
LONGEST WINNING STREAK	8	10/11-10/26
LONGEST POINTS STREAK	8	10/11-10/26
LONGEST LOSING STREAK	5, 2x	Last: 1/31-2/26
LONGEST WINLESS STREAK	4 (0-3-1)	12/21-12/30

**INDIVIDUAL SEASON HIGHS**

MOST GOALS, GAME	3, 3x	Last: 3/7/26, J. Hughes vs NYR
Most goals, game opponent	3, 3x	Last: 1/6/26, A. Duclair, vs NYI
MOST ASSISTS, GAME	4	4/2/26, J. Bratt vs WSH
Most assists, game opponent	4	12/11/25, N. Kucherov, vs TBL
MOST POINTS, GAME	5	4/2/26 vs J. Hughes, J. Bratt vs WSH
Most Points, game opponent	5, 2x	Last: 1/6/26 A. Duclair, vs NYI
MOST POINTS, PERIOD	3, 5x	Last: 4/2/26, J. Hughes, J. Bratt, 3rd. per. Vs WSH
Most points vs NJ, period	3, 2x	Last: 11/22/25, N. Cates, per. 1, vs PHI
BEST PLUS/MINUS, GAME	+4, 5x	Last: 4/2/26, D. Hamilton, J. Siegenthaler, J. Bratt, J. Hughes, vs WSH
Best plus/minus, game opponent	+6	Last: 1/6/26, A. Duclair, @ NYI
WORST PLUS/MINUS, GAME	-5	1/6/26, O. Palat, @ NYI
Worst plus/minus, game opponent	-4	3/24/26, T. Myers, vs DAL
MOST SHOTS, GAME	11	11/10/25, J. Hughes, vs NYI
Most shots, game opponent	10	3/24/26, J. Robertson, @ DAL
MOST PIM, GAME	17, 2x	Last: 4/5/26, B. Dillon, @ MTL
Most PIM, game opponent	17	1/20/26, V. Podkolzin, vs EDM

\* - Team Record \*\* - Ties Team Record ^ - Excluding overtime periods

# Make sure expert primary care is part of your game plan.

RWJBarnabas Health Medical Group offers residents an exceptional network of primary care physicians to not only treat you when you are sick, but guide you to improved health and wellness. Virtual and in-person visits available.

## A primary care provider is your partner in:

-  The treatment of common illnesses and injuries
-  Reaching weight loss and wellness goals
-  Facilitating an annual physical and ordering appropriate tests and blood work
-  Mental health screenings
-  Medication management
-  Managing chronic health conditions like diabetes, arthritis, high blood pressure and lupus

Visit [rwjbh.org/medgroupprimarycare](http://rwjbh.org/medgroupprimarycare) to find a provider near you.

**RWJBarnabas**  
**HEALTH**

Let's be healthy together.

RWJBarnabas Health is  
the official health care provider  
of the New Jersey Devils.





2025-26

# PLAYOFF HISTORY

 Prudential Center

NEW JERSEY DEVILS  
(143W-131L, .522)

## SCORING

PLAYER	GP	G	A	PTS	+/-	PIM	PP	SH	GW	OT	S	PCTG
PATRIK ELIAS	162	45	80	125	16	89	21	2	6	0	444	10.1
JOHN MacLEAN	88	31	44	75	5	142	11	2	4	0	266	11.7
SCOTT GOMEZ	97	21	44	65	14	50	5	0	4	1	272	7.7
SCOTT NIEDERMAYER	146	17	47	64	19	100	7	2	3	0	282	6.0
SCOTT STEVENS	153	17	45	62	33	186	8	0	6	0	295	5.8
BRIAN RAFALSKI	102	17	43	60	22	37	9	0	4	1	162	10.5
CLAUDE LEMIEUX	82	34	23	57	18	171	5	0	6	0	265	12.8
BOBBY HOLIK	124	20	37	57	6	107	5	0	5	0	304	6.6
PETR SYKORA	81	24	27	51	25	34	4	2	6	0	173	13.9
JAMIE LANGENBRUNNER	68	18	32	50	11	59	3	0	6	2	177	10.2
ZACH PARISE	61	21	22	43	7-	18	7	1	3	0	222	9.5
RANDY McKAY	116	20	22	42	9	80	5	0	4	2	158	12.7
BRUCE DRIVER	82	10	32	42	16	58	7	1	0	0	175	5.7
JOHN MADDEN	112	20	21	41	3	24	2	4	4	1	289	6.9
JASON ARNOTT	58	18	23	41	13	38	9	0	1	1	116	15.5
BRIAN GIONTA	67	19	21	40	4	18	5	2	5	0	187	10.2
STEPHANE RICHER	54	16	24	40	1	10	7	1	4	2	164	9.8
SERGEI BRYLIN	109	15	19	34	2	32	3	0	3	0	150	10.0
JAY PANDOLFO	131	11	22	33	7-	12	0	1	2	0	152	7.2
TRAVIS ZAJAC	57	11	17	28	1-	20	2	0	3	2	101	10.9
ILYA KOVALCHUK	28	10	15	25	7-	12	6	0	0	0	89	11.2
PETER STASTNY	25	9	15	24	2-	27	2	0	3	0	31	29.0
PATRIK SUNDSTROM	26	8	16	24	8	16	3	0	1	0	49	16.3
ALEXANDER MOGILNY	48	9	14	23	4	12	3	0	3	0	131	6.9
BILL GUERIN	56	11	11	22	2	91	2	0	2	0	103	10.7
TOMMY ALBELIN	77	7	15	22	10	22	2	0	2	0	77	9.1
KEN DANAYKO	175	5	17	22	19	296	0	0	1	0	101	5.0
BRENDAN SHANAHAN	32	9	11	20	2	78	4	0	1	0	72	12.5
VALERI ZELEPUKIN	55	10	9	19	4	30	2	0	2	0	80	12.5
NEAL BROTEN	20	7	12	19	13	6	1	0	4	1	47	14.9
MARK JOHNSON	20	10	8	18	3	4	5	0	1	0	31	32.3
KIRK MULLER	33	5	13	18	15-	58	0	0	0	0	63	7.9
BOB CARPENTER	60	4	13	17	1-	30	1	0	0	0	85	4.7
AARON BROTEN	20	5	11	16	9-	20	3	0	1	0	46	10.9
SHAWN CHAMBERS	30	5	11	16	0	8	3	0	0	0	53	9.4
TOM CHORSKE	45	5	11	16	4-	8	0	0	1	0	70	7.1
PAUL MARTIN	42	2	14	16	11-	18	2	0	0	0	46	4.2
COLIN WHITE	111	2	14	16	7	125	0	0	1	0	87	2.3
BRIAN ROLSTON	41	11	4	15	8	18	5	4	0	0	116	9.5
TOM KURVERS	19	6	9	15	5-	38	3	0	1	0	55	10.9
BRYCE SALVADOR	38	5	10	15	7	38	0	1	1	0	36	13.9
JEFF FRIESEN	29	10	4	14	8	10	1	0	4	0	57	17.5
DAVID CLARKSON	44	5	9	14	3	79	1	0	4	0	62	8.1
ADAM HENRIQUE	24	5	8	13	12	11	0	0	3	2	40	12.5
BERNIE NICHOLLS	21	4	9	13	2-	34	2	1	0	0	40	10.0
DAINIUS ZUBRUS	41	4	9	13	5-	44	1	0	2	0	73	5.5
MARTIN BRODEUR	205	1	12	13	-	34	0	0	0	0	2	50.0
NICO HISCHIER	22	6	6	12	9-	2	0	0	0	0	55	10.9
PAT VERBEEK	20	4	8	12	11-	51	2	0	1	0	44	9.1
DOUG BROWN	32	7	4	11	3	10	0	2	1	1	50	14.0
DOUG GILMOUR	16	5	6	11	2	18	1	0	1	0	33	15.2
JIM DOWD	41	4	7	11	2-	20	0	0	1	0	46	8.7
JACK HUGHES	12	6	5	11	4-	2	1	0	0	0	45	13.3
CLAUDE LOISELLE	20	4	6	10	0	52	0	2	0	0	32	12.5
JOE NIEUWENDYK	22	3	7	10	4-	4	1	0	0	0	32	9.4
GRANT MARSHALL	31	6	3	9	3	16	2	0	1	1	51	11.8
DAWSON MERCER	17	5	4	9	7-	10	1	1	0	0	24	20.8
PAT CONACHER	36	4	5	9	3	30	0	2	1	0	28	14.3
SERGEI NEMCHINOV	53	4	5	9	3-	6	1	0	0	0	38	10.5
LYLE ODELEIN	23	3	6	9	2-	50	2	0	1	0	46	6.5
ANDY GREENE	50	3	6	9	0	22	1	0	1	0	57	5.3
ERIC WEINRICH	20	2	7	9	3-	27	1	0	0	0	27	7.4

PLAYER	GP	G	A	PTS	+/-	PIM	PP	SH	GW	OT	S	PCTG
ALEXEI KASATONOV	24	2	7	9	0	34	0	0	0	0	34	5.9
JESPER BRATT	18	2	7	9	8-	4	0	0	0	0	49	4.1
ALEXEI PONIKAROVSKY	24	1	8	9	8	12	0	0	1	1	26	3.8
MAREK ZIDLICKY	24	1	8	9	2-	22	0	0	0	0	43	2.3
ONDREJ PALAT	17	3	6	9	1-	8	2	0	1	0	21	14.3
ZDENO CIGER	13	2	6	8	1-	4	0	0	1	0	28	7.1
JON MORRIS	11	1	7	8	3	25	1	0	0	0	9	11.1
VIACHESLAV FETISOV	38	1	7	8	7-	47	0	0	0	0	37	2.7
TIMO MEIER	16	4	4	8	2-	28	1	0	0	0	55	7.3
ERIK HAULA	17	4	3	7	7-	17	2	0	0	0	32	12.5
RYAN CARTER	23	5	2	7	4	32	0	0	2	2	21	23.8
STEPHEN GIONTA	24	3	4	7	4	4	0	0	0	0	25	12.0
CRAIG WOLANIN	18	2	5	7	2	51	1	0	0	0	16	12.5
STEVE BERNIER	24	2	5	7	3	27	0	0	0	0	22	9.1
JOE CIRELLA	19	0	7	7	3-	49	0	0	0	0	27	0.0
TAYLOR HALL	5	2	4	6	1-	6	0	0	0	0	21	9.5
DOUGIE HAMILTON	17	1	5	6	14-	8	0	0	1	1	33	3.0
MICHAEL McLEOD	12	2	4	6	2	15	0	0	1	0	19	10.5
TURNER STEVENSON	43	2	4	6	2	50	0	0	1	0	46	4.3
MIKE RUPP	25	1	5	6	4	23	0	0	1	0	12	8.3
KEVIN TODD	8	3	2	5	1	14	1	0	0	0	16	18.8
STEVE THOMAS	16	1	4	5	5-	20	0	0	0	0	37	2.7
VLADIMIR MALAKHOV	23	1	4	5	3	18	1	0	0	0	29	3.4
JOHN MARINO	12	0	4	4	1-	0	0	0	0	0	8	.0
DAVID MALEY	26	3	1	4	4-	105	0	0	0	0	16	18.8
KEVIN DEAN	16	2	2	4	4-	2	0	0	1	0	18	11.1
MIKE MOTTAU	17	2	2	4	6-	0	0	0	0	0	6	33.3
MIKE PELUSO	37	2	2	4	2	72	0	0	1	0	17	11.8
WILL BUTCHER	5	1	3	4	0	0	1	0	0	0	7	14.3
JACK O'CALLAHAN	5	1	3	4	2-	6	0	0	0	0	12	8.3
PETER HARROLD	17	0	4	4	2	6	0	0	0	0	22	.0
DAVE ANDREYCHUK	11	3	0	3	2-	8	1	0	0	0	29	10.3
LAURIE BOSCHMAN	14	2	1	3	0	24	0	0	1	0	18	11.1
STEFAN NOESEN	9	2	1	3	3-	14	0	0	1	0	16	12.5
KYLE PALMIERI	5	1	2	3	4-	6	1	0	0	0	13	7.7
BOB CORKUM	12	1	2	3	2-	0	0	0	0	0	11	9.1
DENIS PEDERSON	18	1	2	3	2-	4	0	1	0	0	17	5.9
SEAN O'DONNELL	23	1	2	3	5	41	0	0	0	0	9	11.1
PASCAL RHEAUME	24	1	2	3	2-	13	0	0	0	0	30	3.3
DOUG SULLIMAN	9	0	3	3	2-	2	0	0	0	0	8	.0
DAVE ELLETT	10	0	3	3	1-	10	0	0	0	0	15	.0
BRENDAN MORRISON	10	0	3	3	2-	0	0	0	0	0	14	.0
DAMON SEVERSON	16	1	2	3	4-	18	0	0	1	0	24	4.2
JONAS SIEGENTHALER	14	1	2	3	6-	14	0	0	1	0	11	9.1
OLEG TVERDOVSKY	15	0	3	3	4-	0	0	0	0	0	5	.0
MARK FAYNE	24	0	3	3	5	6	0	0	0	0	30	.0
BRETT PESCE	5	0	3	3	4	2	0	0	0	0	8	.0
BLAKE COLEMAN	5	2	0	2	1	4	0	1	0	0	16	12.5
LUKE HUGHES	4	0	2	2	3-	0	0	0	0	0	6	.0
JAN HRDINA	5	2	0	2	0	2	0	0	0	0	7	28.6
SIMON NEMEC	4	1	1	2	3	2	0	0	1	1	6	16.7
ALEXANDER SEMAK	8	1	1	2	5-	0	0	0	0	0	13	7.7
CLAUDE VILGRAIN	11	1	1	2	1-	17	0	0	0	0	9	11.1
ANTON VOLCHENKOV	24	1	1	2	7	10	0	0	0	0	16	6.3
JANNE OJANEN	3	0	2	2	2-	0	0	0	0	0	0	.0
SHELDON SOURAY	5	0	2	2	1	2	0	0	0	0	1	.0
JEFF MADILL	7	0	2	2	0	8	0	0	0	0	13	.0
DAVID HALE	9	0	2	2	0	12	0	0	0	0	3	.0
JIM KORN	9	0	2	2	2	7	1	0	0	0	2	.0
JOHNNY ODUYA	18	0	2	2	0	14	0	0	0	0	14	.0
ERIK RASMUSSEN	25	0	2	2	1-	24	0	0	0	0	12	.0
MILES WOOD	13	2	0	2	1-	28	0	0	0	0	18	11.1
RANDY VELISCHKE	25	0	2	2	12-	24	0	0	0	0	12	.0
NATHAN BASTIAN	17	1	1	2	0	16	0	0	0	0	19	5.3
CURTIS LAZAR	6	1	0	1	0	2	0	0	0	0	4	25.0

PLAYER	GP	G	A	PTS	+/-	PIM	PP	SH	GW	OT	S	PCTG
BRENDAN SMITH	3	0	1	1	3	12	0	0	0	0	2	.0
TOMAS TATAR	16	1	0	1	6-	6	0	0	0	0	8	5.6
<b>PAUL COTTER</b>	<b>5</b>	<b>0</b>	<b>1</b>	<b>1</b>	<b>1-</b>	<b>2</b>	<b>0</b>	<b>0</b>	<b>0</b>	<b>0</b>	<b>5</b>	<b>.0</b>
BEN HANKINSON	2	1	0	1	1	4	0	0	0	0	3	33.3
ANDERS CARLSSON	3	1	0	1	1	2	0	0	1	0	2	50.0
SAMI VATANEN	4	1	0	1	1-	0	0	0	0	0	9	11.1
DAVE BARR	5	1	0	1	2-	6	0	0	0	0	4	25.0
ADAM LARSSON	5	1	0	1	3	4	0	0	0	0	3	33.3
BEN LOVEJOY	5	1	0	1	1	2	0	0	0	0	8	12.5
PATRICK MAROON	5	1	0	1	2-	0	0	0	0	0	16	6.3
KEN KLEE	6	1	0	1	1-	6	0	0	0	0	2	50.0
COREY MILLEN	7	1	0	1	0	2	0	0	1	0	7	14.3
ANDY BRICKLEY	4	0	1	1	0	4	0	0	0	0	5	.0
ANDREAS SALOMONSSON	4	0	1	1	1	0	0	0	0	0	5	.0
CORY SCHNEIDER	4	0	1	1	-	0	0	0	0	0	0	.0
ARRON ASHAM	5	0	1	1	1	2	0	0	0	0	3	.0
JOHN MOORE	5	0	1	1	1-	12	0	0	0	0	10	.0
JACOB JOSEFSON	6	0	1	1	1	0	0	0	0	0	8	.0
NICLAS HAVELID	7	0	1	1	0	2	0	0	0	0	3	.0
PERRY ANDERSON	14	0	1	1	3-	123	0	0	0	0	5	.0
BRAD LUKOWICH	20	0	1	1	2	6	0	0	0	0	10	.0
KEVIN BAHL	11	0	1	1	1-	31	0	0	0	0	9	.0
RYAN GRAVES	10	0	1	1	1-	4	0	0	0	0	9	.0
SEAN BROWN	1	0	0	0	1-	2	0	0	0	0	0	.0
VITEK VANECEK	7	0	1	1	-	0	0	0	0	0	0	.0
BRIAN DUMOULIN	5	0	0	0	0	0	0	0	0	0	4	.0
JUSTIN DOWLING	5	0	0	0	0	0	0	0	0	0	4	.0
JESPER BOQVIST	1	0	0	0	0	0	0	0	0	0	3	.0
<b>BRENDEN DILLON</b>	<b>1</b>	<b>0</b>	<b>0</b>	<b>0</b>	<b>0</b>	<b>0</b>	<b>0</b>	<b>0</b>	<b>0</b>	<b>0</b>	<b>0</b>	<b>.0</b>
STEVE BRULE	1	0	0	0	0	0	0	0	0	0	0	.0
<b>SEAMUS CASEY</b>	<b>1</b>	<b>0</b>	<b>0</b>	<b>0</b>	<b>0</b>	<b>0</b>	<b>0</b>	<b>0</b>	<b>0</b>	<b>0</b>	<b>0</b>	<b>.0</b>
SCOTT CLEMMENSEN	1	0	0	0	-	0	0	0	0	0	0	.0
DANTON COLE	1	0	0	0	1-	0	0	0	0	0	1	.0
SCOTT DANIELS	1	0	0	0	0	0	0	0	0	0	0	.0
MARK FRASER	1	0	0	0	1-	0	0	0	0	0	0	.0
IGOR LARIONOV	1	0	0	0	1-	0	0	0	0	0	0	.0
TIM SESTITO	1	0	0	0	0	0	0	0	0	0	0	.0
DANIEL SPRONG	1	0	0	0	1-	0	0	0	0	0	0	.0
SYLVAIN TURGEON	1	0	0	0	1-	0	0	0	0	0	3	.0
JOHAN HEDBERG	1	0	0	0	-	0	0	0	0	0	0	.0
CRAIG BILLINGTON	2	0	0	0	-	0	0	0	0	0	0	.0
DENNIS CHOLOWSKI	2	0	0	0	1	0	0	0	0	0	2	.0
MATTHEW CORRENTE	2	0	0	0	0	2	0	0	0	0	3	.0
BRIAN GIBBONS	2	0	0	0	2-	0	0	0	0	0	0	.0
MICHAEL GRABNER	2	0	0	0	1	0	0	0	0	0	2	.0
VALERI KAMENSKY	2	0	0	0	0	0	0	0	0	0	2	.0
KEITH KINKAID	2	0	0	0	-	0	0	0	0	0	0	.0
COREY SCHWAB	2	0	0	0	-	0	0	0	0	0	0	.0
DREW STAFFORD	2	0	0	0	1-	10	0	0	0	0	2	.0
PETER ZEDEL	2	0	0	0	0	10	0	0	0	0	4	.0
CHRISTIAN BERGLUND	3	0	0	0	0	2	0	0	0	0	6	.0
TROY CROWDER	3	0	0	0	2-	22	0	0	0	0	2	.0
MARCUS JOHANSSON	3	0	0	0	2-	0	0	0	0	0	4	.0
<b>JOHNATHAN KOVACEVIC</b>	<b>3</b>	<b>0</b>	<b>0</b>	<b>0</b>	<b>1-</b>	<b>2</b>	<b>0</b>	<b>0</b>	<b>0</b>	<b>0</b>	<b>2</b>	<b>.0</b>
MIRCO MUELLER	3	0	0	0	2-	0	0	0	0	0	3	.0
ROD PELLEY	3	0	0	0	0	2	0	0	0	0	3	.0
HENRIK TALLINDER	3	0	0	0	1-	0	0	0	0	0	3	.0
VITALY VISHNEVSKI	3	0	0	0	3	2	0	0	0	0	1	.0
RAY GIROUX	4	0	0	0	1	0	0	0	0	0	3	.0
LEE NORWOOD	4	0	0	0	0	18	0	0	0	0	4	.0
VADIM SHARIFIJANOV	4	0	0	0	0	0	0	0	0	0	3	.0
MARTIN SKOULA	4	0	0	0	0	0	0	0	0	0	2	.0
DOUG BODGER	5	0	0	0	5-	0	0	0	0	0	8	.0
BRIAN BOYLE	5	0	0	0	1	14	0	0	0	0	2	.0

PLAYER	GP	G	A	PTS	+/-	PIM	PP	SH	GW	OT	S	PCTG
BOB BROOKE	5	0	0	0	0	14	0	0	0	0	2	.0
<b>CODY GLASS</b>	<b>5</b>	<b>0</b>	<b>0</b>	<b>0</b>	<b>2-</b>	<b>2</b>	<b>0</b>	<b>0</b>	<b>0</b>	<b>0</b>	<b>6</b>	<b>.0</b>
VIKTOR KOZLOV	5	0	0	0	2-	0	0	0	0	0	6	.0
P.L. LETOURNEAU-LEBLOND	5	0	0	0	0	10	0	0	0	0	0	.0
<b>JACOB MARKSTROM</b>	<b>5</b>	<b>0</b>	<b>0</b>	<b>0</b>	<b>-</b>	<b>0</b>	<b>0</b>	<b>0</b>	<b>0</b>	<b>0</b>	<b>0</b>	<b>.0</b>
DEAN McAMMOND	5	0	0	0	1-	4	0	0	0	0	5	.0
ROB NIEDERMAYER	5	0	0	0	1-	6	0	0	0	0	3	.0
BOB SAUVE	5	0	0	0	-	0	0	0	0	0	0	.0
REID SIMPSON	5	0	0	0	1-	29	0	0	0	0	0	.0
RICHARD SMEHLIK	5	0	0	0	2-	2	0	0	0	0	2	.0
PAVEL ZACHA	5	0	0	0	1-	6	0	0	0	0	5	.0
BRAD BOMBARDIR	6	0	0	0	0	0	0	0	0	0	2	.0
JASON SMITH	6	0	0	0	1-	7	0	0	0	0	2	.0
KEN SUTTON	6	0	0	0	1	13	0	0	0	0	7	.0
JIRI BICEK	7	0	0	0	3-	0	0	0	0	0	6	.0
KRZYSZTOF OLIWA	7	0	0	0	0	25	0	0	0	0	5	.0
JAMIE HUSCROFT	8	0	0	0	0	22	0	0	0	0	1	.0
JASON WIEMER	8	0	0	0	0	16	0	0	0	0	2	.0
CAM JANSSEN	9	0	0	0	0	26	0	0	0	0	3	.0
STEVE KELLY	10	0	0	0	1-	4	0	0	0	0	5	.0
RICHARD MATVICHUK	16	0	0	0	1	14	0	0	0	0	1	.0
SEAN BURKE	19	0	0	0	-	16	0	0	0	0	0	.0
JIM MCKENZIE	22	0	0	0	1-	18	0	0	0	0	6	.0
CHRIS TERRERI	27	0	0	0	-	16	0	0	0	0	0	.0
AKIRA SCHMID	9	0	0	0	-	0	0	0	0	0	0	.0
YEGOR SHARANGOVICH	3	0	0	0	1-	0	0	0	0	0	2	.0

GOALTENDING

GOALTENDER	GPI	MINS	AVG	W	L	EN	SO	GA	SA	SV%	G	A	PIM
COREY SCHWAB	2	28	0.00	0	0	0	0	0	8	1.000	0	0	0
SCOTT CLEMMENSEN	1	7	0.00	0	0	0	0	0	7	1.000	0	0	0
JOHAN HEDBERG	1	36	1.67	0	1	0	0	1	14	.929	0	0	0
CORY SCHNEIDER	4	202	1.78	1	2	2	0	6	119	.950	0	1	0
MARTIN BRODEUR	205	12719	2.02	113	91	17	24	428	5258	.919	1	12	34
AKIRA SCHMID	9	459	2.35	4	4	-	2	18	229	.921	0	0	0
<b>JACOB MARKSTROM</b>	<b>5</b>	<b>345</b>	<b>2.78</b>	<b>1</b>	<b>4</b>	<b>3</b>	<b>0</b>	<b>16</b>	<b>180</b>	<b>.911</b>	<b>0</b>	<b>0</b>	<b>0</b>
BOB SAUVE	5	238	3.28	2	1	0	0	13	118	.890	0	0	0
CHRIS TERRERI	27	1479	3.37	12	12	3	0	83	751	.889	0	0	16
SEAN BURKE	19	1126	3.46	9	10	1	1	65	572	.886	0	0	16
CRAIG BILLINGTON	2	78	3.84	0	1	0	0	5	39	.871	0	0	0
VITEK VANECEK	7	271	4.64	1	3	-	0	21	120	.825	0	1	0
KEITH KINKAID	2	92	5.87	0	2	0	0	9	46	.804	0	0	0

## 1988 PATRICK DIVISION SEMIFINALS

DATE	GAME#	RES	SCORE	LOCATION	GOALTENDERS*	WINNING GOAL
04/06/88	1	Lo	3-4	@ NY Islanders	BURKE/Hrudey	LaFontaine
04/07/88	2	W	3-2	@ NY Islanders	SAUVE/Hrudey	JOHNSON
04/09/88	3	W	3-0	@ DEVILS	BURKE/Hrudey	DANEYKO
04/10/88	4	Lo	4-5	@ DEVILS	BURKE/Hrudey	Sutter
04/12/88	5	W	4-2	@ NY Islanders	BURKE/Hrudey	CONACHER
04/14/88	6	W	6-5	@ DEVILS	BURKE/Hrudey	SUNDSTROM

Leading scorers: Devils, MacLean 4g-7a-11pts; NY Islanders, LaFontaine 4g-5a-9pts.

## 1988 PATRICK DIVISION FINALS

DATE	GAME#	RES	SCORE	LOCATION	GOALTENDERS*	WINNING GOAL
04/18/88	1	L	1-3	@ Washington	BURKE/Peeters	Murphy
04/20/88	2	W	5-2	@ Washington	BURKE/Peeters	BROTEN, A.
04/22/88	3	W	10-4	@ DEVILS	BURKE/Peeters	CARLSSON
04/24/88	4	L	1-4	@ DEVILS	BURKE/Peeters	Sundstrom (Wsh.)
04/26/88	5	W	3-1	@ Washington	SAUVE/Malarchuk	KURVERS
04/28/88	6	L	2-7	@ DEVILS	BURKE/Peeters	Leach
04/30/88	7	W	3-2	@ Washington	BURKE/Peeters	MacLEAN

Leading scorers: Devils, Sundstrom 4g-6a-10pts; Washington, Murphy 4g-3a-7pts, Stevens 1g-6a-7pts.

## 1988 WALES CONFERENCE FINALS

DATE	GAME#	RES	SCORE	LOCATION	GOALTENDERS*	WINNING GOAL
05/02/88	1	L	3-5	@ Boston	SAUVE/Lemelin	Bourque
05/04/88	2	Wo	3-2	@ Boston	BURKE/Lemelin	BROWN
05/06/88	3	L	1-6	@ DEVILS	BURKE/Lemelin	Joyce
05/08/88	4	W	3-1	@ DEVILS	BURKE/Lemelin	VERBEEK
05/10/88	5	L	1-7	@ Boston	BURKE/Lemelin	Janney
05/12/88	6	W	6-3	@ DEVILS	BURKE/Lemelin	MacLEAN
05/14/88	7	L	2-6	@ Boston	BURKE/Lemelin	Middleton

Leading scorers: Devils, Kurvers 3g-4a-7pts; Boston, Linseman 5g-5a-10pts.

## 1990 PATRICK DIVISION SEMIFINALS

DATE	GAME#	RES	SCORE	LOCATION	GOALTENDERS*	WINNING GOAL
04/05/90	1	Lo	4-5	@ DEVILS	BURKE/Liut	Ciccarelli
04/07/90	2	W	6-5	@ DEVILS	TERRERI/Beaupre	STASTNY
04/09/90	3	W	2-1	@ Washington	TERRERI/Liut	SHANAHAN
04/11/90	4	L	1-3	@ Washington	BURKE/Beaupre	Druce
04/13/90	5	L	3-4	@ DEVILS	TERRERI/Beaupre	Courtball
04/15/90	6	L	2-3	@ Washington	TERRERI/Beaupre	Druce

Leading scorers: Devils, Shanahan 3g-3a-6pts, Driver 1g-5a-6pts; Washington, Ciccarelli 8g-3a-11pts.

## 1991 PATRICK DIVISION SEMIFINALS

DATE	GAME#	RES	SCORE	LOCATION	GOALTENDERS*	WINNING GOAL
04/03/91	1	W	3-1	@ Pittsburgh	TERRERI/Barrasso	STASTNY
04/05/91	2	Lo	4-5	@ Pittsburgh	TERRERI/Barrasso	Jagr
04/07/91	3	L	3-4	@ DEVILS	TERRERI/Barrasso	Recchi
04/09/91	4	W	4-1	@ DEVILS	TERRERI/Barrasso	STASTNY
04/11/91	5	W	4-2	@ Pittsburgh	TERRERI/Barrasso	LEMIEUX
04/13/91	6	L	3-4	@ DEVILS	TERRERI/Pietran.	Francis
04/15/91	7	L	0-4	@ Pittsburgh	TERRERI/Pietran.	Hrdina

Leading scorers: Devils, MacLean 5g-3a-8pts, Shanahan 3g-5a-8pts; Pittsburgh, Recchi 2g-9a-11pts.

## 1992 PATRICK DIVISION SEMIFINALS

DATE	GAME#	RES	SCORE	LOCATION	GOALTENDERS*	WINNING GOAL
04/19/92	1	L	1-2	@ NY Rangers	TERRERI/Vanbies.	Gartner
04/21/92	2	W	7-3	@ NY Rangers	TERRERI/Vanbies.	BOSCHMAN
04/23/92	3	W	3-1	@ DEVILS	TERRERI/Richter	STEVENS
04/25/92	4	L	0-3	@ DEVILS	TERRERI/Richter	Erixon
04/27/92	5	L	5-8	@ NY Rangers	BRODEUR/Richter	King
04/29/92	6	W	5-3	@ DEVILS	TERRERI/Richter	CIGER
05/01/92	7	L	4-8	@ NY Rangers	TERRERI/Vanbies.	Graves

Leading scorers: Devils, Stastny 3g-7a-10pts; NY Rangers, Messier, 5g-6a-11pts.

## 1993 PATRICK DIVISION SEMIFINALS

DATE	GAME#	RES	SCORE	LOCATION	GOALTENDERS*	WINNING GOAL
04/18/93	1	L	3-6	@ Pittsburgh	TERRERI/Barrasso	Francis
04/20/93	2	L	0-7	@ Pittsburgh	TERRERI/Barrasso	McEachern
04/22/93	3	L	3-4	@ DEVILS	BILLINGTON/Barras.	Murphy
04/25/93	4	W	4-1	@ DEVILS	TERRERI/Barrasso	ALBELIN
04/26/93	5	L	3-5	@ Pittsburgh	TERRERI/Barrasso	Daniels

Leading scorers: Devils, Richer 2g-2a-4pts, Stevens 2g-2a-4pts, Driver 1g-3a-4pts; Pittsburgh, Lemieux 5g-4a-9pts.

## 1994 EASTERN CONFERENCE QUARTERFINALS

DATE	GAME#	RES	SCORE	LOCATION	GOALTENDERS*	WINNING GOAL
04/17/94	1	L	0-2	@ DEVILS	BRODEUR/Hasek	Simon
04/19/94	2	W	2-1	@ DEVILS	BRODEUR/Hasek	STEVENS
04/21/94	3	W	2-1	@ Buffalo	BRODEUR/Hasek	ALBELIN
04/23/94	4	L	3-5	@ Buffalo	BRODEUR/Hasek	Presley
04/25/94	5	W	5-3	@ DEVILS	BRODEUR/Hasek	LEMIEUX
04/27/94	6	Lo	0-1	@ Buffalo	BRODEUR/Hasek	Hannan
04/29/94	7	W	2-1	@ DEVILS	BRODEUR/Hasek	LEMIEUX

Leading scorers: Devils, Lemieux 4g-2a-6pts, MacLean 3g-3a-6pts, Stevens 1g-5a-6pts; Buffalo, Hawerchuk 0g-7a-7pts.

## 1994 EASTERN CONFERENCE SEMIFINALS

DATE	GAME#	RES	SCORE	LOCATION	GOALTENDERS*	WINNING GOAL
05/01/94	1	L	1-2	@ DEVILS	BRODEUR/Casey	Shaw
05/03/94	2	Lo	5-6	@ DEVILS	BRODEUR/Casey	Sweeney
05/05/94	3	W	4-2	@ Boston	TERRERI/Casey	CHORSKE
05/07/94	4	Wo	5-4	@ Boston	TERRERI/Casey	RICHER
05/09/94	5	W	2-0	@ DEVILS	BRODEUR/Casey	MILLEN
05/11/94	6	W	5-3	@ Boston	TERRERI/Casey	MacLEAN

Leading scorers: Devils, Lemieux 1g-6a-7pts; Boston, Oates, 0g-7a-7pts.

## 1994 EASTERN CONFERENCE FINALS

DATE	GAME#	RES	SCORE	LOCATION	GOALTENDERS*	WINNING GOAL
05/15/94	1	Wo	4-3	@ NY Rangers	BRODEUR/Richter	RICHER
05/17/94	2	L	0-4	@ NY Rangers	BRODEUR/Richter	Messier
05/19/94	3	Lo	2-3	@ DEVILS	BRODEUR/Richter	Matteau
05/21/94	4	W	3-1	@ DEVILS	BRODEUR/Richter	GUERIN
05/23/94	5	W	4-1	@ NY Rangers	BRODEUR/Richter	PELUSO
05/25/94	6	L	2-4	@ DEVILS	BRODEUR/Richter	Messier
05/27/94	7	Lo	1-2	@ NY Rangers	BRODEUR/Richter	Matteau

Leading scorers: Devils, Nicholls 2g-3a-5pts, Lemieux 2g-3a-5pts; NY Rangers, Messier 4g-7a-11pts.

## 1995 EASTERN CONFERENCE QUARTERFINALS

DATE	GAME#	RES	SCORE	LOCATION	GOALTENDERS*	WINNING GOAL
05/07/95	1	W	5-0	@ Boston	BRODEUR/Lacher	RICHER
05/08/95	2	W	3-0	@ Boston	BRODEUR/Lacher	RICHER
05/10/95	3	L	2-3	@ DEVILS	BRODEUR/Lacher	Neely
05/12/95	4	Wo	1-0	@ DEVILS	BRODEUR/Lacher	McKAY
05/14/95	5	W	3-2	@ Boston	BRODEUR/Lacher	ZELEPUKIN

Leading scorers: Devils, Richer 2g-6a-8pts; Boston, Bourque 0g-3a-3pts.

## 1995 EASTERN CONFERENCE SEMIFINALS

DATE	GAME#	RES	SCORE	LOCATION	GOALTENDERS*	WINNING GOAL
05/20/95	1	L	2-3	@ Pittsburgh	BRODEUR/Wregget	Robitaille
05/22/95	2	W	4-2	@ Pittsburgh	BRODEUR/Wregget	STEVENS
05/24/95	3	W	5-1	@ DEVILS	BRODEUR/Wregget	HOLIK
05/26/95	4	Wo	2-1	@ DEVILS	BRODEUR/Wregget	BROTEN, N.
05/28/95	5	W	4-1	@ Pittsburgh	BRODEUR/Wregget	LEMIEUX

Leading scorers: Devils, Lemieux 6g-1a-7pts; Pittsburgh, Francis 3g-2a-5pts, Murphy 0g-5a-5pts.

## 1995 EASTERN CONFERENCE FINALS

DATE	GAME#	RES	SCORE	LOCATION	GOALTENDERS*	WINNING GOAL
06/03/95	1	W	4-1	@ Philadelphia	BRODEUR/Hextall	NIEDERMAYER
06/05/95	2	W	5-2	@ Philadelphia	BRODEUR/Hextall	BROTEN, N.
06/07/95	3	Lo	2-3	@ DEVILS	BRODEUR/Hextall	Lindros
06/10/95	4	L	2-4	@ DEVILS	BRODEUR/Hextall	Brind'Amour
06/11/95	5	W	3-2	@ Philadelphia	BRODEUR/Hextall	LEMIEUX
06/13/95	6	W	4-2	@ DEVILS	BRODEUR/Hextall	McKAY

Leading scorers: Devils, McKay 4g-3a-7pts; Philadelphia, Lindros 2g-3a-5pts.

## 1995 STANLEY CUP FINALS

DATE	GAME#	RES	SCORE	LOCATION	GOALTENDERS*	WINNING GOAL
06/17/95	1	W	2-1	@ Detroit	BRODEUR/Vernon	LEMIEUX
06/20/95	2	W	4-2	@ Detroit	BRODEUR/Vernon	DOWD
06/22/95	3	W	5-2	@ DEVILS	BRODEUR/Vernon	BROTEN, N.
06/24/95	4	W	5-2	@ DEVILS	BRODEUR/Vernon	BROTEN, N.

Leading scorers: Devils, Broten 3g-3a-6pts; Detroit, Fedorov 3g-2a-5pts.

## 1997 EASTERN CONFERENCE QUARTERFINALS

DATE	GAME#	RES	SCORE	LOCATION	GOALTENDERS*	WINNING GOAL
04/17/97	1	W	5-2	@ DEVILS	BRODEUR/Thibault	GUERIN
04/19/97	2	W	4-1	@ DEVILS	BRODEUR/Thibault	MacLEAN
04/22/97	3	W	6-4	@ Montreal	BRODEUR/Thibault	ZELEPUKIN
04/24/97	4	Lo	3-4	@ Montreal	BRODEUR/Theodore	Brisebois*
04/26/97	5	W	4-0	@ DEVILS	BRODEUR/Theodore	DEAN

Leading scorers: Devils, MacLean 3g-5a-8pts; Montreal, Recchi 4g-2a-6pts.

1997 EASTERN CONFERENCE SEMIFINALS

DATE	GAME#	RES	SCORE	LOCATION	GOALTENDERS*	WINNING GOAL
05/02/97	1	W	2-0	@ DEVILS	BRODEUR/Richter	NIEDERMAYER
05/04/97	2	L	0-2	@ DEVILS	BRODEUR/Richter	Leetch
05/06/97	3	L	2-3	@ NY Rangers	BRODEUR/Richter	Tikkanen
05/08/97	4	L	0-3	@ NY Rangers	BRODEUR/Richter	Graves
05/11/97	5	Lo	1-2	@ DEVILS	BRODEUR/Richter	Graves

Leading scorers: Devils, Niedermayer 1g-1a-2pts, Rolston 1g-1a-2pts; NY Rangers, Gretzky 2g-3a-5pts.

1998 EASTERN CONFERENCE QUARTERFINALS

DATE	GAME#	RES	SCORE	LOCATION	GOALTENDERS*	WINNING GOAL
04/22/98	1	Lo	1-2	@ DEVILS	BRODEUR/Rhodes	Gardiner
04/24/98	2	W	3-1	@ DEVILS	BRODEUR/Rhodes	GILMOUR
04/26/98	3	Lo	1-2	@ Ottawa	BRODEUR/Rhodes	Yashin
04/28/98	4	L	3-4	@ Ottawa	BRODEUR/Rhodes	Alfredsson
04/30/98	5	W	3-1	@ DEVILS	BRODEUR/Rhodes	ODELEIN
05/02/98	6	L	1-3	@ Ottawa	BRODEUR/Rhodes	Laukkanen

Leading scorers: Devils, Gilmour 5g-2a-7pts; Ottawa, Yashin 3g-2a-5pts.

1999 EASTERN CONFERENCE QUARTERFINALS

DATE	GAME#	RES	SCORE	LOCATION	GOALTENDERS*	WINNING GOAL
04/22/99	1	W	3-1	@ DEVILS	BRODEUR/Barrasso	SYKORA
04/24/99	2	L	1-4	@ DEVILS	BRODEUR/Barrasso	Andrusak
04/25/99	3	L	2-4	@ Pittsburgh	BRODEUR/Barrasso	Kovalev
04/27/99	4	W	4-2	@ Pittsburgh	BRODEUR/Barrasso	BRYLIN
04/30/99	5	W	4-3	@ DEVILS	BRODEUR/Barrasso	McKAY
05/02/99	6	Lo	2-3	@ Pittsburgh	BRODEUR/Barrasso	Jagr
05/04/99	7	L	2-4	@ DEVILS	BRODEUR/Barrasso	Hrdina

Leading scorers: Devils, Holik 0g-7a-7pts; Pittsburgh, Straka 6g-5a-11pts.

2000 EASTERN CONFERENCE QUARTERFINALS

DATE	GAME#	RES	SCORE	LOCATION	GOALTENDERS*	WINNING GOAL
04/13/00	1	W	4-3	@ DEVILS	BRODEUR/Vernon	GOMEZ
04/16/00	2	W	2-1	@ DEVILS	BRODEUR/Vernon	STEVENS
04/18/00	3	W	2-1	@ Florida	BRODEUR/Vernon	RAFALSKI
04/20/00	4	W	4-1	@ Florida	BRODEUR/Vernon	NIEDERMAYER

Leading scorers: Devils, Stevens, 2g-2a-4pts, Elias, 1g-3a-4pts; Florida, Bure 1g-3a-4pts.

2000 EASTERN CONFERENCE SEMIFINALS

DATE	GAME#	RES	SCORE	LOCATION	GOALTENDERS*	WINNING GOAL
04/27/00	1	L	1-2	@ Toronto	BRODEUR/Joseph	Tucker
04/29/00	2	W	1-0	@ Toronto	BRODEUR/Joseph	WHITE
05/01/00	3	W	5-1	@ DEVILS	BRODEUR/Joseph	GOMEZ
05/03/00	4	L	2-3	@ DEVILS	BRODEUR/Joseph	Kaberle
05/06/00	5	W	4-3	@ Toronto	BRODEUR/Joseph	MADDEN
05/08/00	6	W	3-0	@ DEVILS	BRODEUR/Joseph	SYKORA

Leading scorers: Devils, Elias 2g-4a-6pts; Toronto, Tucker 2g-1a-3pts, Berezin, 1g-2a-3pts, Korolev, 0g-3a-3pts.

2000 EASTERN CONFERENCE FINALS

DATE	GAME#	RES	SCORE	LOCATION	GOALTENDERS*	WINNING GOAL
05/14/00	1	W	4-1	@ Philadelphia	BRODEUR/Boucher	SYKORA
05/16/00	2	L	3-4	@ Philadelphia	BRODEUR/Boucher	Langkow
05/18/00	3	L	2-4	@ DEVILS	BRODEUR/Boucher	Tocchet
05/20/00	4	L	1-3	@ DEVILS	BRODEUR/Boucher	Berube
05/22/00	5	W	4-1	@ Philadelphia	BRODEUR/Boucher	HOLIK
05/24/00	6	W	2-1	@ DEVILS	BRODEUR/Boucher	MOGILNY
05/26/00	7	W	2-1	@ Philadelphia	BRODEUR/Boucher	ELIAS

Leading scorers: Devils, Arnott 2g-5a-7pts; Philadelphia, Tocchet 4g-2a-6pts, Recchi, 3g-3a-6pts.

2000 STANLEY CUP FINALS

DATE	GAME#	RES	SCORE	LOCATION	GOALTENDERS*	WINNING GOAL
05/30/00	1	W	7-3	@ DEVILS	BRODEUR/Belfour	STEVENS
06/01/00	2	L	1-2	@ DEVILS	BRODEUR/Belfour	Hull
06/03/00	3	W	2-1	@ Dallas	BRODEUR/Belfour	SYKORA
06/05/00	4	W	3-1	@ Dallas	BRODEUR/Belfour	MADDEN
06/08/00	5	Lo	0-1	@ DEVILS	BRODEUR/Belfour	Modano
06/10/00	6	Wo	2-1	@ Dallas	BRODEUR/Belfour	ARNOTT

Leading scorers: Devils, Arnott 4g-3a-7pts; Dallas, Hull 2g-2a-4pts, Modano 1g-3a-4pts.

2001 EASTERN CONFERENCE QUARTERFINALS

DATE	GAME#	RES	SCORE	LOCATION	GOALTENDERS*	WINNING GOAL
04/12/01	1	W	5-1	@ DEVILS	BRODEUR/Irbe	HOLIK
04/15/01	2	W	2-0	@ DEVILS	BRODEUR/Irbe	MOGILNY
04/17/01	3	W	4-0	@ Carolina	BRODEUR/Irbe	HOLIK
04/18/01	4	Lo	2-3	@ Carolina	BRODEUR/Irbe	Brind'Amour
04/20/01	5	L	2-3	@ DEVILS	BRODEUR/Irbe	O'Neill
04/22/01	6	W	5-1	@ Carolina	BRODEUR/Irbe	BRYLIN

Leading Scorers: Devils, Holik 4g-4a-8pts; Carolina, Kapanen 2g-3a-5pts.

2001 EASTERN CONFERENCE SEMIFINALS

DATE	GAME#	RES	SCORE	LOCATION	GOALTENDERS*	WINNING GOAL
04/26/01	1	L	0-2	@ DEVILS	BRODEUR/Joseph	Antropov
04/28/01	2	Wo	6-5	@ DEVILS	BRODEUR/Joseph	McKAY
05/01/01	3	Wo	3-2	@ Toronto	BRODEUR/Joseph	RAFALSKI
05/03/01	4	L	1-3	@ Toronto	BRODEUR/Joseph	Berezin
05/05/01	5	L	2-3	@ DEVILS	BRODEUR/Joseph	Kaberle
05/07/01	6	W	4-2	@ Toronto	BRODEUR/Joseph	RAFALSKI
05/09/01	7	W	5-1	@ DEVILS	BRODEUR/Joseph	ELIAS

Leading Scorers: Devils, Mogilny 2g-5a-7pts, Gomez 2g-5a-7pts; Toronto, Sundin 4g-5a-9pts.

2001 EASTERN CONFERENCE FINALS

DATE	GAME#	RES	SCORE	LOCATION	GOALTENDERS*	WINNING GOAL
05/12/01	1	W	3-1	@ DEVILS	BRODEUR/Hedberg	SYKORA
05/15/01	2	L	2-4	@ DEVILS	BRODEUR/Hedberg	Corbet
05/17/01	3	W	3-0	@ Pittsburgh	BRODEUR/Hedberg	RAFALSKI
05/19/01	4	W	5-0	@ Pittsburgh	BRODEUR/Hedberg	ELIAS
05/22/01	5	W	4-2	@ DEVILS	BRODEUR/Hedberg	HOLIK

Leading Scorers: Devils, Rafalski 3g-5a-8pts; Pittsburgh, Straka 2g-1a-3pts, Lemieux 0g-3a-3pts.

2001 STANLEY CUP FINALS

DATE	GAME#	RES	SCORE	LOCATION	GOALTENDERS*	WINNING GOAL
05/26/01	1	L	0-5	@ Colorado	BRODEUR/Roy	Sakic
05/29/01	2	W	2-1	@ Colorado	BRODEUR/Roy	STEVENSON
05/31/01	3	L	1-3	@ DEVILS	BRODEUR/Roy	Bourque
06/02/01	4	W	3-2	@ DEVILS	BRODEUR/Roy	SYKORA
06/04/01	5	W	4-1	@ Colorado	BRODEUR/Roy	MOGILNY
06/07/01	6	L	0-4	@ DEVILS	BRODEUR/Roy	Foote
06/09/01	7	L	1-3	@ Colorado	BRODEUR/Roy	Tanguay

Leading Scorers: Devils, Elias 2g-3a-5pts; Colorado, Sakic 4g-5a-9pts.

2002 EASTERN CONFERENCE QUARTERFINALS

DATE	GAME#	RES	SCORE	LOCATION	GOALTENDERS*	WINNING GOAL
04/17/02	1	L	1-2	@ Carolina	BRODEUR/Irbe	Cole
04/19/02	2	Lo	1-2	@ Carolina	BRODEUR/Irbe	Battaglia
04/21/02	3	W	4-0	@ DEVILS	BRODEUR/Irbe	GIONTA
04/23/02	4	W	3-1	@ DEVILS	BRODEUR/Irbe	GIONTA
04/24/02	5	Lo	2-3	@ Carolina	BRODEUR/Weekes	Vasicek
04/27/02	6	L	0-1	@ DEVILS	BRODEUR/Weekes	Francis

Leading Scorers: Devils, Elias 2g-4a-6pts; Carolina, Battaglia 1g-2a-3pts, Francis 1g-2a-3pts, Svoboda 0g-3a-3pts.

2003 EASTERN CONFERENCE QUARTERFINALS

DATE	GAME#	RES	SCORE	LOCATION	GOALTENDERS*	WINNING GOAL
04/09/03	1	W	2-1	@ DEVILS	BRODEUR/Shields	LANGENBRUNNER
04/11/03	2	W	4-2	@ DEVILS	BRODEUR/Shields	LANGENBRUNNER
04/13/03	3	W	3-0	@ Boston	BRODEUR/Hackett	STEVENS
04/15/03	4	L	1-5	@ Boston	BRODEUR/Hackett	McGillis
04/17/03	5	W	3-0	@ DEVILS	BRODEUR/Hackett	MADDEN

Leading Scorers: Devils, Madden 2g-6a-8pts; Boston, McGillis 3g-0a-3pts, Thornton 1g-2a-3pts.

2003 EASTERN CONFERENCE SEMIFINALS

DATE	GAME#	RES	SCORE	LOCATION	GOALTENDERS*	WINNING GOAL
04/24/03	1	W	3-0	@ DEVILS	BRODEUR/Khabibulin	LANGENBRUNNER
04/26/03	2	Wo	3-2	@ DEVILS	BRODEUR/Khabibulin	LANGENBRUNNER
04/28/03	3	L	3-4	@ Tampa Bay	BRODEUR/Khabibulin	Andreychuk
04/30/03	4	W	3-1	@ Tampa Bay	BRODEUR/Khabibulin	ELIAS
05/02/03	5	Wo	2-1	@ DEVILS	BRODEUR/Grahame	MARSHALL

Leading Scorers: Devils, Gomez 1g-6a-7pts; Tampa Bay, St. Louis 2g-1a-3pts, Richards 0g-3a-3pts.

## 2003 EASTERN CONFERENCE FINALS

DATE	GAME#	RES	SCORE	LOCATION	GOALTENDERS*	WINNING GOAL
05/10/03	1	Lo	2-3	@ Ottawa	BRODEUR/Lalime	Van Allen
05/13/03	2	W	4-1	@ Ottawa	BRODEUR/Lalime	FRIESEN
05/15/03	3	W	1-0	@ DEVILS	BRODEUR/Lalime	BRYLIN
05/17/03	4	W	5-2	@ DEVILS	BRODEUR/Lalime	FRIESEN
05/19/03	5	L	1-3	@ Ottawa	BRODEUR/Lalime	Havlat
05/21/03	6	Lo	1-2	@ DEVILS	BRODEUR/Lalime	Phillips
05/23/03	7	W	3-2	@ Ottawa	BRODEUR/Lalime	FRIESEN

Leading Scorers: Devils, Friesen 3g-2a-5pts, Pandolfo 3g-2a-5pts, Niedermayer 0g-5a-5pts; Ottawa, Hossa 0g-4a-4pts.

## 2003 STANLEY CUP FINALS

DATE	GAME#	RES	SCORE	LOCATION	GOALTENDERS*	WINNING GOAL
05/27/03	1	W	3-0	@ DEVILS	BRODEUR/Giguere	FRIESEN
05/29/03	2	W	3-0	@ DEVILS	BRODEUR/Giguere	ELIAS
05/31/03	3	Lo	2-3	@ Anaheim	BRODEUR/Giguere	Salei
06/02/03	4	Lo	0-1	@ Anaheim	BRODEUR/Giguere	Thomas
06/05/03	5	W	6-3	@ DEVILS	BRODEUR/Giguere	PANDOLFO
06/07/03	6	L	2-5	@ Anaheim	BRODEUR/Giguere	Thomas
06/09/03	7	W	3-0	@ DEVILS	BRODEUR/Giguere	RUPP

Leading Scorers: Devils, Elias 3g-4a-7pts; Anaheim, Sykora 2g-3a-5pts.

## 2004 EASTERN CONFERENCE QUARTERFINALS

DATE	GAME#	RES	SCORE	LOCATION	GOALTENDERS*	WINNING GOAL
04/08/04	1	L	2-3	@ Philadelphia	BRODEUR/Esche	Primeau
04/10/04	2	L	2-3	@ Philadelphia	BRODEUR/Esche	Timander
04/12/04	3	W	4-2	@ DEVILS	BRODEUR/Esche	ELIAS
04/14/04	4	L	0-3	@ DEVILS	BRODEUR/Esche	Johnsson
04/17/04	5	L	1-3	@ Philadelphia	BRODEUR/Esche	Markov

Leading Scorers: Devils, Gomez 0g-6a-6pts; Philadelphia, Zhamnov 3g-5a-8pts.

## 2006 EASTERN CONFERENCE QUARTERFINALS

DATE	GAME#	RES	SCORE	LOCATION	GOALTENDERS*	WINNING GOAL
04/22/06	1	W	6-1	@ DEVILS	BRODEUR/Lundqvist	GOMEZ
04/24/06	2	W	4-1	@ DEVILS	BRODEUR/Weekes	GIONTA
04/26/06	3	W	3-0	@ NY Rangers	BRODEUR/Lundqvist	LANGENBRUNNER
04/29/06	4	W	4-2	@ NY Rangers	BRODEUR/Lundqvist	GIONTA

Leading Scorers: Devils, Elias 5g-6a-11pts; NY Rangers, Betts 1g-1a-2pts.

## 2006 EASTERN CONFERENCE SEMIFINALS

DATE	GAME#	RES	SCORE	LOCATION	GOALTENDERS*	WINNING GOAL
05/06/06	1	L	0-6	@ Carolina	BRODEUR/Ward, C.	Whitney
05/08/06	2	Lo	2-3	@ Carolina	BRODEUR/Ward, C.	Wallin
05/10/06	3	L	2-3	@ DEVILS	BRODEUR/Ward, C.	Brind'Amour
05/13/06	4	W	5-1	@ DEVILS	BRODEUR/Ward, C.	PANDOLFO
05/14/06	5	L	1-4	@ Carolina	BRODEUR/Ward, C.	Stillman

Leading Scorers: Devils, Elias 1g-4a-5pts, Langenbrunner 1g-4a-5pts, Rafalski 0g-5a-5pts; Carolina, Staal 3g-4a-7pts.

## 2007 EASTERN CONFERENCE QUARTERFINALS

DATE	GAME#	RES	SCORE	LOCATION	GOALTENDERS*	WINNING GOAL
04/12/07	1	W	5-3	@ DEVILS	BRODEUR/Holmqvist	PARISE
04/14/07	2	L	2-3	@ DEVILS	BRODEUR/Holmqvist	Lecavalier
04/16/07	3	L	2-3	@ Tampa Bay	BRODEUR/Holmqvist	Prospal
04/18/07	4	Wo	4-3	@ Tampa Bay	BRODEUR/Holmqvist	GOMEZ
04/20/07	5	W	3-0	@ DEVILS	BRODEUR/Holmqvist	GREENE
04/22/07	6	W	3-2	@ Tampa Bay	BRODEUR/Holmqvist	GIONTA

Leading Scorers: Devils, Gomez 2g-7a-9pts; Tampa Bay, Richards 3g-5a-8pts, St. Louis 3g-5a-8pts.

## 2007 EASTERN CONFERENCE SEMIFINALS

DATE	GAME#	RES	SCORE	LOCATION	GOALTENDERS*	WINNING GOAL
04/26/07	1	L	4-5	@ DEVILS	BRODEUR/Emery	Redden
04/28/07	2	Wo	3-2	@ DEVILS	BRODEUR/Emery	LANGENBRUNNER
04/30/07	3	L	0-2	@ Ottawa	BRODEUR/Emery	Preissing
05/02/07	4	L	2-3	@ Ottawa	BRODEUR/Emery	Fisher
05/05/07	5	L	2-3	@ DEVILS	BRODEUR/Emery	Alfredsson

Leading Scorers: Devils, Gomez 2g-3a-5pts; Ottawa, Heatley 3g-7a-10pts.

## 2008 EASTERN CONFERENCE QUARTERFINALS

DATE	GAME#	RES	SCORE	LOCATION	GOALTENDERS*	WINNING GOAL
04/09/08	1	L	1-4	@ DEVILS	BRODEUR/Lundqvist	Callahan
04/11/08	2	L	1-2	@ DEVILS	BRODEUR/Lundqvist	Avery
04/13/08	3	Wo	4-3	@ NY Rangers	BRODEUR/Lundqvist	MADDEN
04/16/08	4	L	3-5	@ NY Rangers	BRODEUR/Lundqvist	Staal
04/18/08	5	L	3-5	@ DEVILS	BRODEUR/Lundqvist	Drury

Leading Scorers: Devils, Elias 4g-2a-6pts; NY Rangers, Jagr 2g-6a-8pts.

## 2009 EASTERN CONFERENCE QUARTERFINALS

DATE	GAME#	RES	SCORE	LOCATION	GOALTENDERS*	WINNING GOAL
04/15/09	1	W	4-1	@ DEVILS	BRODEUR/Ward	PARISE
04/17/09	2	Lo	1-2	@ DEVILS	BRODEUR/Ward	Gleason
04/19/09	3	Wo	3-2	@ Carolina	BRODEUR/Ward	ZAJAC
04/21/09	4	L	3-4	@ Carolina	BRODEUR/Ward	Jokinen
04/23/09	5	W	1-0	@ DEVILS	BRODEUR/Ward	CLARKSON
04/26/09	6	L	0-4	@ Carolina	BRODEUR/Ward	Whitney
04/28/09	7	L	3-4	@ DEVILS	BRODEUR/Ward	Staal

Leading Scorers: Devils, Parise 3g-3a-6pts; Carolina, Staal 5g-2a-7pts.

## 2010 EASTERN CONFERENCE QUARTERFINALS

DATE	GAME#	RES	SCORE	LOCATION	GOALTENDERS*	WINNING GOAL
04/14/10	1	L	1-2	@ DEVILS	BRODEUR/Boucher	Richards
04/16/10	2	W	3-5	@ DEVILS	BRODEUR/Boucher	ZUBRUS
04/18/10	3	Lo	2-3	@ Philadelphia	BRODEUR/Boucher	Carillo
04/20/10	4	L	1-4	@ Philadelphia	BRODEUR/Boucher	Briere
04/22/10	5	L	0-3	@ DEVILS	BRODEUR/Boucher	Briere

Leading Scorers: Devils, Kovalchuk 2g-4a-6pts; Philadelphia, Richards 2g-6a-8pts.

## 2012 EASTERN CONFERENCE QUARTERFINALS

DATE	GAME#	RES	SCORE	LOCATION	GOALTENDERS*	WINNING GOAL
04/13/12	1	W	3-2	@ Florida	BRODEUR/Theodore	CARTER
04/15/12	2	L	2-4	@ Florida	BRODEUR/Theodore	Goc
04/17/12	3	L	3-4	@ DEVILS	HEDBERG/Clemmensen	Campbell
04/19/12	4	W	4-0	@ DEVILS	BRODEUR/Clemmensen	PARISE
04/21/12	5	L	0-3	@ Florida	BRODEUR/Theodore	Versteeg
04/24/12	6	Wo	3-2	@ DEVILS	BRODEUR/Clemmensen	ZAJAC
04/26/12	7	Wo	3-2	@ Florida	BRODEUR/Theodore	HENRIQUE

Leading Scorers: Devils, Zajac 3g-3a-6pts; Florida, Bergenheim 3g-3a-6pts.

## 2012 EASTERN CONFERENCE SEMIFINALS

DATE	GAME#	RES	SCORE	LOCATION	GOALTENDERS*	WINNING GOAL
04/29/12	1	Lo	3-4	@ Philadelphia	BRODEUR/Bryzgalov	Briere
05/01/12	2	W	4-1	@ Philadelphia	BRODEUR/Bryzgalov	CLARKSON
05/03/12	3	Wo	4-3	@ DEVILS	BRODEUR/Bryzgalov	PONIKAROVSKY
05/06/12	4	W	4-2	@ DEVILS	BRODEUR/Bryzgalov	ZUBRUS
05/08/12	5	W	3-1	@ Philadelphia	BRODEUR/Bryzgalov	CLARKSON

Leading Scorers: Devils, Kovalchuk 2g-5a-7pts; Philadelphia, Briere 3g-2a-5pts.

## 2012 EASTERN CONFERENCE FINALS

DATE	GAME#	RES	SCORE	LOCATION	GOALTENDERS*	WINNING GOAL
05/14/12	1	L	0-3	@ NY Rangers	BRODEUR/Lundqvist	Girardi
05/16/12	2	W	3-2	@ NY Rangers	BRODEUR/Lundqvist	CLARKSON
05/19/12	3	L	0-3	@ DEVILS	BRODEUR/Lundqvist	Girardi
05/21/12	4	W	4-1	@ DEVILS	BRODEUR/Lundqvist	ZAJAC
05/23/12	5	W	5-3	@ NY Rangers	BRODEUR/Lundqvist	CARTER
05/25/12	6	Wo	3-2	@ DEVILS	BRODEUR/Lundqvist	HENRIQUE

Leading Scorers: Devils, Parise 3g-3a-6pts; NY Rangers, Fedotenko 2g-3a-5pts.

## 2012 STANLEY CUP FINALS

DATE	GAME#	RES	SCORE	LOCATION	GOALTENDERS*	WINNING GOAL
05/30/12	1	Lo	1-2	@ DEVILS	BRODEUR/Quick	Kopitar
06/02/12	2	Lo	1-2	@ DEVILS	BRODEUR/Quick	Carter
06/04/12	3	L	0-4	@ Los Angeles	BRODEUR/Quick	Martinez
06/06/12	4	W	3-1	@ Los Angeles	BRODEUR/Quick	HENRIQUE
06/09/12	5	W	2-1	@ DEVILS	BRODEUR/Quick	SALVADOR
06/11/12	6	L	1-6	@ Los Angeles	BRODEUR/Quick	Carter

Leading Scorers: Devils, Salvador 1g-2a-3pts; Los Angeles, Doughty 2g-4a-6pts.

\*Denotes goaltender of record.

**2018 EASTERN CONFERENCE QUARTERFINALS**

DATE	GAME#	RES	SCORE	LOCATION	GOALTENDERS*	WINNING GOAL
4/12/18	1	L	2-5	@ Tampa Bay	KINKAID/Vasilevskiy	Gourde
4/14/18	2	L	3-5	@ Tampa Bay	KINKAID/Vasilevskiy	Kucherov
4/16/18	3	W	5-2	@ DEVILS	SCHNEIDER/Vasilevskiy	NOESEN
4/18/18	4	L	1-3	@ DEVILS	SCHNEIDER/Vasilevskiy	Kucherov
4/21/18	5	L	1-3	@ Tampa Bay	SCHNEIDER/Vasilevskiy	Kucherov

Leading Scorers: Devils, Hall 2g-4a-6pts; Tampa Bay, Kucherov 5g-5a-10pts.

\*Denotes goaltender of record.

**2023 EASTERN CONFERENCE FIRST ROUND**

DATE	GAME#	RES	SCORE	LOCATION	GOALTENDERS*	WINNING GOAL
4/18/23	1	L	1-5	@DEVILS	VANECEK/Shesterkin	Kreider
4/20/23	2	L	1-5	@DEVILS	VANECEK/Shesterkin	Kreider
4/22/23	3	Wo	2-1	@NY Rangers	SCHMID/Shesterkin	HAMILTON
4/24/23	4	W	3-1	@NY Rangers	SCHMID/Shesterkin	SIEGENTHALER
4/27/23	5	W	4-0	@DEVILS	SCHMID/Shesterkin	PALAT
4/29/23	6	L	2-5	@NY Rangers	SCHMID/Shesterkin	Tarasenko
5/1/23	7	W	4-0	@ DEVILS	SCHMID/Shesterkin	MCLEOD

Leading Scorers: Devils, Haula 4g-2a=6pts; NY Rangers, Kreider 6g-3a=9pts

**2023 EASTERN CONFERENCE SECOND ROUND**

DATE	GAME#	RES	SCORE	LOCATION	GOALTENDERS*	WINNING GOAL
5/3/23	1	L	1-5	@Carolina	SCHMID/Andersen	Jarvis
5/5/23	2	L	1-6	@Carolina	SCHMID/Andersen	Kotkaniemi
5/7/23	3	W	8-4	@DEVILS	VANECEK/Kotchetkov	SEVERSON
5/9/23	4	L	1-6	@DEVILS	VANECEK/Andersen	Necas
5/11/23	5	Lo	2-3	@Carolina	SCHMID/Andersen	Fast

Leading Scorers: Devils, J. Hughes 3g-3a=6pts; Carolina, Martinook 3g-7a=10pts

**2025 EASTERN CONFERENCE FIRST ROUND**

DATE	GAME#	RES	SCORE	LOCATION	GOALTENDERS*	WINNING GOAL
4/20/25	1	L	1-4	@Carolina	MARKSTROM/Andersen	
4/22/25	2	L	1-3	@Carolina	MARKSTROM/Andersen	
4/25/25	3	Wo	3-2	@DEVILS	MARKSTROM/Andersen	
4/27/25	4	L	2-5	@DEVILS	MARKSTROM/Andersen	
4/29/25	5	Lo	4-5	@Carolina	MARKSTROM/Kochetkov	

Leading Scorers: Devils, N. Hischier 4g-0a=4pts/T. Meier 2g-2a=4pts; Carolina, S. Aho 3g-5a=8pts

# NEW JERSEY DEVILS



25 Lafayette St.  
Newark, NJ 07102  
(973) 757-6100

**DIRECTIONS:**

**From Newark Penn Station**

- Walk through the terminal and up the staircase to Gateway Center.
- Walk the full length of the Gateway Complex and exit the building onto Mulberry Street.
- Continue left on Mulberry Street until reaching Prudential Center, which is across the street on the right.

**From New Jersey Turnpike**

- Take exit 15E (Newark/Jersey City), follow signs to Raymond Blvd. At the stop light, make a right and proceed about two miles to Mulberry Street (Downtown Newark).
- Turn left onto Mulberry Street.
- Continue past Market Street and Edison Place, Prudential Center is on the right.

**From Garden State Parkway South**

- Take exit 145, follow signs to Route 280 East (Harrison/Newark).
- Take exit 15A (Route 21/Downtown Newark).
- Make right and proceed for 1/2 mile on Route 21 until the Market Street intersection.
- Make a right at the light onto Market Street.
- Make a left at the next light at the intersection of Market and Mulberry Streets, Prudential Center is on the right.

**From Garden State Parkway North/Route 78**

- Take exit 142 (Route 78), follow Route 78 East to exit 58A and follow signs for Rts. 1 and 9 North and then proceed to Rt. 21 North (McCarter Highway).
- Continue north on Rt. 21 for approximately 1 1/2 miles. At the Market Street intersection, make a left onto Market Street.
- Make a left at the next light at the intersection of Market and Mulberry Streets, Prudential Center is on the right.

**From Newark Liberty International Airport**

- Follow signs for Rts. 1 and 9 North and follow directions above for Garden State Parkway North.

**From New York City**

- From George Washington Bridge or Lincoln Tunnel follow signs to New Jersey Turnpike South.
- Follow directions above for New Jersey Turnpike.

## OVERTIME GAMES (20-30, .400)

NO.	DATE	RD./GM.	SCORE	WINNING GOAL	GOALTENDERS	TIME
1.	4/06/88	1/1	DEVILS 3 at NY Islanders 4	Pat LaFontaine	BURKE/Hrudy	6:11
2.	4/10/88	1/4	NY Islanders 5 at DEVILS 4	Duane Sutter	BURKE/Hrudy	15:07
3.	5/04/88	3/2	DEVILS 3 at Boston 2	DOUG BROWN	BURKE/Lemelin	17:46
4.	4/05/90	1/1	Washington 5 at DEVILS 4	Dino Ciccarelli	BURKE/Liut	5:34
5.	4/05/91	1/2	DEVILS 4 at Pittsburgh 5	Jaromir Jagr	TERRERI/Barrasso	8:52
6.	4/27/94	1/6	DEVILS 0 at Buffalo 1	Dave Hannan	BRODEUR/Hasek	65:43
7.	5/03/94	2/2	Boston 6 at DEVILS 5	Don Sweeney	BRODEUR/Casey	9:08
8.	5/07/94	2/4	DEVILS 5 at Boston 4	STEPHANE RICHER	TERRERI/Casey	14:19
9.	5/15/94	3/1	DEVILS 4 at NY Rangers 3	STEPHANE RICHER	BRODEUR/Richter	35:23
10.	5/19/94	3/3	NY Rangers 3 at DEVILS 2	Stephane Matteau	BRODEUR/Richter	26:13
11.	5/27/94	3/7	DEVILS 1 at NY Rangers 2	Stephane Matteau	BRODEUR/Richter	24:24
12.	5/12/95	1/4	Boston 0 at DEVILS 1	RANDY MCKAY	BRODEUR/Lacher	8:51
13.	5/26/95	2/4	Pittsburgh 1 at DEVILS 2	NEAL BROTEN	BRODEUR/Wregget	18:36
14.	6/07/95	3/3	Philadelphia 3 at DEVILS 2	Eric Lindros	BRODEUR/Hextall	4:19
15.	4/24/97	1/4	DEVILS 3 at Montreal 4	Patrice Brisebois	BRODEUR/Theodore	47:37
16.	5/11/97	2/5	NY Rangers 2 at DEVILS 1	Adam Graves	BRODEUR/Richter	14:08
17.	4/22/98	1/1	Ottawa 2 at DEVILS 1	Bruce Gardiner	BRODEUR/Rhodes	5:58
18.	4/26/98	1/3	DEVILS 1 at Ottawa 2	Alexei Yashin	BRODEUR/Rhodes	2:47
19.	5/02/99	1/6	DEVILS 2 at Pittsburgh 3	Jaromir Jagr	BRODEUR/Barrasso	8:59
20.	6/08/00	4/5	Dallas 1 at DEVILS 0	Mike Modano	BRODEUR/Belfour	46:21
21.	6/10/00	4/6	DEVILS 2 at Dallas 1	JASON ARNOTT	BRODEUR/Belfour	28:20
22.	4/18/01	1/4	DEVILS 2 at Carolina 3	Rod Brind'Amour	BRODEUR/Irbe	0:46
23.	4/28/01	2/2	Toronto 5 at DEVILS 6	RANDY MCKAY	BRODEUR/Joseph	5:31
24.	5/01/01	2/3	DEVILS 3 at Toronto 2	BRIAN RAFALSKI	BRODEUR/Joseph	7:00
25.	4/19/02	1/2	DEVILS 1 at Carolina 2	Bates Battaglia	BRODEUR/Irbe	15:26
26.	4/24/02	1/5	DEVILS 2 at Carolina 3	Josef Vasicek	BRODEUR/Weekes	8:16
27.	4/26/03	2/2	Tampa Bay 2 at DEVILS 3	JAMIE LANGENBRUNNER	BRODEUR/Khabibulin	2:09
28.	5/02/03	2/5	Tampa Bay 1 at DEVILS 2	GRANT MARSHALL	BRODEUR/Grahame	51:12
29.	5/10/03	3/1	DEVILS 2 at Ottawa 3	Shaun Van Allen	BRODEUR/Lalime	3:08
30.	5/21/03	3/6	Ottawa 2 at DEVILS 1	Chris Phillips	BRODEUR/Lalime	15:51
31.	5/31/03	4/3	DEVILS 2 at Anaheim 3	Ruslan Salei	BRODEUR/Giguere	6:59
32.	6/02/03	4/4	DEVILS 0 at Anaheim 1	Steve Thomas	BRODEUR/Giguere	0:39
33.	5/08/06	2/2	DEVILS 2 at Carolina 3	Niclas Wallin	BRODEUR/Ward, C.	3:09
34.	4/18/07	1/4	DEVILS 4 at Tampa Bay 3	SCOTT GOMEZ	BRODEUR/Holmqvist	12:54
35.	4/28/07	2/2	Ottawa 2 at DEVILS 3	JAMIE LANGENBRUNNER	BRODEUR/Emery	21:55
36.	4/13/08	1/3	DEVILS 4 at NY Rangers 3	JOHN MADDEN	BRODEUR/Lundqvist	6:01
37.	4/17/09	1/2	Carolina 2 at DEVILS 1	Tim Gleason	BRODEUR/Ward	2:40
38.	4/19/09	1/3	DEVILS 3 at Carolina 2	TRAVIS ZAJAC	BRODEUR/Ward	4:58
39.	4/18/10	1/3	DEVILS 2 at Philadelphia 3	Daniel Carcillo	BRODEUR/Boucher	3:35
40.	4/24/12	1/6	Florida 2 at DEVILS 3	TRAVIS ZAJAC	BRODEUR/Clemmensen	5:39
41.	4/26/12	1/7	DEVILS 3 at Florida 2	ADAM HENRIQUE	BRODEUR/Theodore	23:47
42.	4/29/12	2/1	DEVILS 3 at Philadelphia 4	Danny Briere	BRODEUR/Bryzgalov	4:36
43.	5/03/12	2/3	Philadelphia 3 at DEVILS 4	ALEXEI PONIKAROVSKY	BRODEUR/Bryzgalov	17:21
44.	5/25/12	3/6	NY Rangers 2 at DEVILS 3	ADAM HENRIQUE	BRODEUR/Lundqvist	1:03
45.	5/30/12	4/1	Los Angeles 2 at DEVILS 1	Anze Kopitar	BRODEUR/Quick	8:13
46.	6/02/12	4/2	Los Angeles 2 at DEVILS 1	Jeff Carter	BRODEUR/Quick	13:42
47.	4/22/23	1/3	DEVILS 2 at NY Rangers 1	DOUGIE HAMILTON	SCHMID/Shesterkin	11:36
48.	5/11/23	2/5	DEVILS 2 at Carolina 3	Jesper Fast	SCHMID/Andersen	7:09
49.	4/25/25	1/3	Carolina 2 at DEVILS 3	SIMON NEMEC	MARKSTROM/Andersen	22:36
50.	4/29/25	1/5	DEVILS 4 at Carolina 5	Sabastian Aho	MARKSTROM/Kochetkov	24:17

## CURRENT DEVILS' OVERTIME GOALS

NO.	DATE	SCORE	TIME	GOALTENDER
<b>DOUGIE HAMILTON (1)</b>				
1.	4/22/23	DEVILS 2 at NY Rangers 1	11:36	Shesterkin
<b>SIMON NEMEC (1)</b>				
1.	4/25/25	Carolina 2 at DEVILS 3	22:36	Andersen

## SHUTOUTS

NO.	DATE	GOALTENDER	SCORE
1.	4/09/88	Sean Burke	NY Islanders 0 at DEVILS 3
2.	5/09/94	Martin Brodeur	Boston 0 at Devils 2
3.	5/07/95	Martin Brodeur	DEVILS 5 at Boston 0
4.	5/08/95	Martin Brodeur	DEVILS 3 at Boston 0
5.	5/12/95	Martin Brodeur	Boston 0 at DEVILS 1 (OT)
6.	4/26/97	Martin Brodeur	Montreal 0 at DEVILS 4
7.	5/02/97	Martin Brodeur	NY Rangers 0 at DEVILS 2
8.	4/29/00	Martin Brodeur	DEVILS 1 at Toronto 0
9.	5/08/00	Martin Brodeur	Toronto 0 at DEVILS 3
10.	4/15/01	Martin Brodeur	Carolina 0 at DEVILS 2
11.	4/17/01	Martin Brodeur	DEVILS 4 at Carolina 0
12.	5/17/01	Martin Brodeur	DEVILS 5 at Pittsburgh 0
13.	5/19/01	Martin Brodeur	DEVILS 3 at Pittsburgh 0
14.	4/21/02	Martin Brodeur	Carolina 0 at DEVILS 4
15.	4/13/03	Martin Brodeur	DEVILS 3 at Boston 0
16.	4/17/03	Martin Brodeur	Boston 0 at DEVILS 3
17.	4/24/03	Martin Brodeur	Tampa Bay 0 at DEVILS 3
18.	5/15/03	Martin Brodeur	Ottawa 0 at DEVILS 1
19.	5/27/03	Martin Brodeur	Anaheim 0 at DEVILS 3
20.	5/29/03	Martin Brodeur	Anaheim 0 at DEVILS 3
21.	6/09/03	Martin Brodeur	Anaheim 0 at DEVILS 3
22.	4/26/06	Martin Brodeur	DEVILS 3 at NY Rangers 0
23.	4/20/07	Martin Brodeur	Tampa Bay 0 at DEVILS 3
24.	4/23/09	Martin Brodeur	Carolina 0 at DEVILS 1
25.	4/19/12	Martin Brodeur	Florida 0 at DEVILS 4
26.	4/27/23	Akira Schmid	NY Rangers 0 at DEVILS 4
27.	5/1/23	Akira Schmid	NY Rangers 0 at DEVILS 4

## SHUTOUTS VS. DEVILS

NO.	DATE	GOALTENDER	SCORE
1.	4/15/91	Frank Pietrangelo	DEVILS 0 at Pittsburgh 4
2.	4/25/92	Mike Richter	NY Rangers 3 at DEVILS 0
3.	4/20/93	Tom Barrasso	DEVILS 0 at Pittsburgh 7
4.	4/17/94	Dominik Hasek	Buffalo 2 at DEVILS 0
5.	4/27/94	Dominik Hasek	DEVILS 0 at Buffalo 1 (4 OT)
6.	5/27/94	Mike Richter	DEVILS 0 at NY Rangers 4
7.	5/04/97	Mike Richter	NY Rangers 2 at DEVILS 0
8.	5/08/97	Mike Richter	DEVILS 0 at NY Rangers 3
9.	6/08/00	Ed Belfour	Dallas 1 at DEVILS 0 (3 OT)
10.	4/26/01	Curtis Joseph	Toronto 2 at DEVILS 0
11.	5/26/01	Patrick Roy	DEVILS 0 at Colorado 5
12.	6/07/01	Patrick Roy	Colorado 4 at DEVILS 0
13.	4/27/02	Kevin Weekes	Carolina 1 at DEVILS 0
14.	6/02/03	Jean-Sebastien Giguere	DEVILS 0 at Anaheim 1 (OT)
15.	4/14/04	Robert Esche	Philadelphia 3 at DEVILS 0
16.	5/06/06	Cam Ward	DEVILS 0 at Carolina 6
17.	4/30/07	Ray Emery	DEVILS 0 at Ottawa 2
18.	4/26/09	Cam Ward	DEVILS 0 at Carolina 4
19.	4/22/10	Brian Boucher	Philadelphia 3 at DEVILS 0
20.	4/21/12	Jose Theodore	DEVILS 0 at Florida 3
21.	5/14/12	Henrik Lundqvist	DEVILS 0 at NY Rangers 3
22.	5/19/12	Henrik Lundqvist	NY Rangers 3 at DEVILS 0
23.	6/04/12	Jonathan Quick	DEVILS 0 at Los Angeles 4

## HAT TRICKS

NO.	DATE	PLAYER	SCORE	GOALTENDER(S)
1.	4/20/88	Aaron Broten	DEVILS 5 at Washington 2	Peeters
2.	4/22/88	Mark Johnson (4)	Washington 4 at DEVILS 10	Malarchuk (2), Peeters (2)
3.	4/22/88	Patrik Sundstrom	Washington 4 at DEVILS 10	Malarchuk (1), Peeters (2)
4.	4/22/97	Valeri Zelepukin	DEVILS 6 at Montreal 4	Thibault
5.	4/24/06	John Madden	NY Rangers 1 at DEVILS 4	Weekes

## HAT TRICKS VS. DEVILS

NO.	DATE	PLAYER	SCORE	GOALTENDER(S)
1.	4/05/90	Dino Ciccarelli (OT)	Washington 5 at DEVILS 4 (OT)	Burke
2.	4/27/92	Mike Gartner	DEVILS 5 at NY Rangers 8	Terreri
3.	5/25/94	Mark Messier	NY Rangers 4 at DEVILS 2	Brodeur (2), ENG
4.	4/28/98	Daniel Alfredsson	Ottawa 4 at DEVILS 3	Brodeur

## CURRENT DEVILS' HAT TRICKS

NO.	DATE	PLAYER	SCORE	GOALTENDER(S)
None				

## PENALTY SHOTS

NO.	DATE	SHOOTER	GOALTENDER	SITE	RESULT
1.	4/18/08	John Madden	Henrik Lundqvist, NYR	New Jersey	Save
2.	4/18/23	Jack Hughes	Igor Shesterkin, NYR	New Jersey	GOAL

## CURRENT DEVILS' PENALTY SHOTS

SHOOTER	DATE	OPPOSITION	RESULT	SCORE
1.	4/18/23	Jack Hughes	Igor Shesterkin, NYR	GOAL NYR 5 at NJD 1
GOALTENDER	DATE	OPPOSITION	RESULT	SCORE
Vitek Vanecek	5/7/23	vs. Jordan Martinook, CAR (SH)	Score	CAR 8 at NJD 4



**FIVE-GAME SERIES**

**GOALS**  
**MOST GOALS SCORED**  
 22 - ECQF vs. Mtl.: 1996-97  
**At Home**  
 13 - ECQF vs. Mtl.: 1996-97  
**On Road**  
 11 - ECQF vs. Bos.: 1995-96  
**MOST GOALS OPPONENT**  
 23 - PDSF vs. Pit.: 1992-93  
**At Home**  
 11 - ECQF vs. NYR: 2007-08  
**On Road**  
 18 - PDSF vs. Pit.: 1992-93  
**MOST GOALS BOTH TEAMS**  
 36 - PDSF vs. Pit. (Pit. 23, NJ 13): 1992-93  
**At Home**  
 19 - ECSF vs. Ott. (Ott. 10, NJ 9): 2006-07  
**On Road**  
 24 - PDSF vs. Pit. (Pit. 16, NJ 8): 1992-93  
**GREATEST GOAL DIFFERENTIAL FOR**  
 11 - ECQF vs. Mtl. (NJ 22, Mtl. 11): 1996-97  
**At Home**  
 10 - ECQF vs. Mtl. (NJ 13, Mtl. 3): 1996-97  
**On Road**  
 9 - ECQF vs. Bos. (NJ 11, Bos. 2): 1994-95  
**GREATEST GOAL DIFFERENTIAL AGAINST**  
 10 - PDSF vs. Pit. (Pit. 23, NJ 13): 1992-93  
**At Home**  
 6 - ECQF vs. NYR (NYR 11, NJ 5): 2007-08  
**On Road**  
 12 - PDSF vs. Pit. (Pit. 18, NJ 6): 1992-93

**POWER PLAY**  
**MOST POWER PLAY GOALS**  
 9 - ECQF vs. Mtl.: 1996-97  
**At Home**  
 6 - ECQF vs. Mtl.: 1996-97  
**On Road**  
 4 - ECQF vs. Bos.: 1994-95  
**MOST POWER PLAY CHANCES**  
 32 - ECQF vs. Phi.: 2009-10 (4-32)  
**At Home**  
 17 - ECQF vs. Mtl.: 1996-97 (6-17)  
**On Road**  
 17 - PDSF vs. Pit.: 1992-93 (1-17)  
**MOST POWER PLAY GOALS OPPONENT**  
 9 - ECSF vs. Car.: 2005-06  
**At Home**  
 5 - ECQF vs. Phi.: 2009-10  
**On Road**  
 7 - ECSF vs. Car.: 2005-06  
**MOST SHORTHANDED SITUATIONS**  
 29 - ECQF vs. Phi.: 2009-10 (8-29)  
**At Home**  
 16 - ECQF vs. Phi.: 2009-10 (5-16)  
**On Road**  
 18 - PDSF vs. Pit.: 1992-93 (6-18)

**ASSISTS**  
**MOST ASSISTS**  
 37 - ECQF vs. Mtl.: 1996-97  
**At Home**  
 23 - ECQF vs. Mtl.: 1996-97  
**On Road**  
 17 - ECSF vs. Pit.: 1994-95, ECQF vs. Bos.: 1994-95  
**MOST ASSISTS OPPONENT**  
 44 - PDSF vs. Pit.: 1992-93  
**At Home**  
 21 - ECQF vs. NYR: 2007-08  
**On Road**  
 35 - PDSF vs. Pit.: 1992-93  
**MOST ASSISTS BOTH TEAMS**  
 64 - PDSF vs. Pit. (Pit. 44, NJ 20): 1992-93  
**At Home**  
 29 - ECQF vs. NYR (NYR 21, NJ 8): 2007-08  
**On Road**  
 46 - PDSF vs. Pit. (Pit. 35, NJ 11): 1992-93

**SIX-GAME SERIES**

**GOALS**  
**MOST GOALS SCORED**  
 23 - PDSF vs. NYI: 1987-88  
**At Home**  
 13 - PDSF vs. Wsh.: 1989-90, PDSF vs. NYI: 1987-88  
**On Road**  
 14 - ECSF vs. Bos.: 1993-94

**POINTS**  
**MOST POINTS**  
 59 - ECQF vs. Mtl. (22g-37a): 1996-97  
**At Home**  
 36 - ECQF vs. Mtl. (13g-23a): 1996-97  
**On Road**  
 28 - ECSF vs. Bos. (11g-17a): 1994-95  
**MOST POINTS OPPONENT**  
 67 - PDSF vs. Pit. (23g-44a): 1992-93  
**At Home**  
 32 - ECQF vs. NYR (11g-21a): 2007-08  
**On Road**  
 53 - PDSF vs. Pit. (18g-35a): 1992-93  
**MOST POINTS BOTH TEAMS**  
 100 - PDSF vs. Pit. (Pit. 23-44-67, NJ 13-20-33): 1992-93  
**At Home**  
 47 - ECSF vs. Ott. (NJ 9-15-24, Ott. 10-13-23): 2006-07  
**On Road**  
 70 - PDSF vs. Pit.: (Pit. 18-35-53, NJ 6-11-17): 1992-93

**PENALTY MINUTES**  
**MOST PENALTY MINUTES**  
 125 - ECSF vs. NYR: 1996-97  
**At Home**  
 76 - ECQF vs. TB: 2017-18  
**On Road**  
 105 - ECSF vs. NYR: 1996-97  
**MOST PENALTY MINUTES OPPONENT**  
 105 - ECQF vs. Mtl.: 1996-97  
**At Home**  
 75 - ECQF vs. Mtl.: 1996-97  
**On Road**  
 82 - ECQF vs. TB: 2017-18  
**MOST PENALTY MINUTES BOTH TEAMS**  
 227 - ECSF vs. NYR (NJ 125, NYR 102): 1996-97  
**At Home**  
 118 - ECQF vs. Mtl. (Mtl. 75, NJ 43): 1996-97  
**On Road**  
 177 - ECSF vs. NYR (NJ 105, NYR 72): 1996-97

**SHOTS**  
**MOST SHOTS**  
 211 - ECQF vs. Mtl.: 1996-97  
**At Home**  
 125 - ECQF vs. Mtl.: 1996-97  
**On Road**  
 102 - ECQF vs. TB: 2017-18  
**MOST SHOTS OPPONENT**  
 165 - ECSF vs. Ott.: 2006-07  
**At Home**  
 95 - ECSF vs. Ott.: 2006-07  
**On Road**  
 107 - ECSF vs. Car.: 2005-06  
**MOST SHOTS BOTH TEAMS**  
 353 - ECQF vs. Mtl. (NJ 211, Mtl. 142): 1996-97  
**At Home**  
 201 - ECQF vs. Mtl. (NJ 125, Mtl. 76): 1996-97  
**On Road**  
 181 - ECQF vs. Phi. (NJ 97, Phi. 84): 2003-04  
**FEWEST SHOTS**  
 125 - ECSF vs. Car.: 2005-06  
**At Home**  
 58 - ECQF vs. Phi.: 2003-04, ECQF vs. Bos.: 1994-95  
**On Road**  
 47 - ECQF vs. Bos.: 2002-03  
**FEWEST SHOTS OPPONENT**  
 99 - ECF vs. Pit.: 2000-01  
**At Home**  
 44 - ECSF vs. Car.: 2005-06  
**On Road**  
 41 - ECF vs. Pit.: 2000-01  
**FEWEST SHOTS BOTH TEAMS**  
 247 - ECF vs. Pit. (NJ 148, Pit. 99): 2000-01  
**At Home**  
 107 - ECSF vs. Car. (NJ 63, Car. 44): 2005-06  
**On Road**  
 106 - ECQF vs. Bos. (Bos. 59, NJ 47): 2002-03

**MOST GOALS OPPONENT**  
 21 - PDSF vs. Wsh.: 1989-90  
**At Home**  
 14 - PDSF vs. Wsh.: 1989-90  
**On Road**  
 11 - SCF vs. LA: 2011-12  
**MOST GOALS BOTH TEAMS**  
 41 - PDSF vs. NYI (NJ 23, NYI 18): 1987-88

**At Home**  
 27 - PDSF vs. Wsh. (Wsh. 14, NJ 13): 1989-90  
**On Road**  
 23 - ECSF vs. Bos. (NJ 14, Bos. 9): 1993-94  
**GREATEST GOAL DIFFERENTIAL FOR**  
 12 - ECQF vs. Car. (NJ 20, Car. 8): 2000-01  
**At Home**  
 6 - ECSF vs. Tor. (NJ 10, Tor. 4): 1999-00  
**On Road**  
 7 - ECQF vs. Car. (NJ 11, Car. 4): 2000-01  
 ECF vs. Phi. (NJ 12, Phi. 5): 1994-95  
**GREATEST GOAL DIFFERENTIAL AGAINST**  
 3 - SCF vs. LA (LA 16, NJ 8): 2011-12  
**At Home**  
 1 - SCF vs. LA (LA 5, NJ 4): 2011-12  
 ECF vs. Phi. (Phi. 9, NJ 8): 1994-95  
 PDSF vs. Wsh. (Wsh. 14, NJ 13): 1989-90  
**On Road**  
 7 - SCF vs. LA (LA 11, NJ 4): 2011-12

**POWER PLAY**  
**MOST POWER PLAY GOALS**  
 10 - PDSF vs. NYI: 1987-88  
**At Home**  
 6 - ECQF vs. Mtl.: 1996-97, PDSF vs. NYI: 1987-88  
**On Road**  
 4 - ECF vs. Phi.: 1994-95, PDSF vs. NYI: 1987-88  
**MOST POWER PLAY CHANCES**  
 43 - PDSF vs. NYI: 1987-88 (10-43)  
**At Home**  
 20 - PDSF vs. NYI: 1987-88 (6-20)  
**On Road**  
 23 - PDSF vs. NYI: 1987-88 (4-23)  
**MOST POWER PLAY GOALS OPPONENT**  
 6 - SCF vs. LA: 2011-12  
**At Home**  
 2 - PDSF vs. Wsh.: 1989-90  
**On Road**  
 6 - SCF vs. LA: 2011-12  
**MOST SHORTHANDED SITUATIONS**  
 38 - PDSF vs. NYI: 1987-88 (5-38)  
**At Home**  
 13 - PDSF vs. NYI: 1987-88 (0-16)  
**On Road**  
 22 - PDSF vs. NYI: 1987-88 (5-22)

**ASSISTS**  
**MOST ASSISTS**  
 43 - PDSF vs. NYI: 1987-88  
**At Home**  
 26 - PDSF vs. NYI: 1987-88  
**On Road**  
 19 - ECQF vs. Car.: 2000-01, ECF vs. Phi.: 1994-95,  
 ECSF vs. Bos.: 1993-94  
**MOST ASSISTS OPPONENT**  
 28 - PDSF vs. Wsh.: 1990-91  
**At Home**  
 18 - PDSF vs. Wsh.: 1990-91  
**On Road**  
 20 - SCF vs. LA: 2011-12  
**MOST ASSISTS BOTH TEAMS**  
 66 - PDSF vs. NYI (NJ 43, NYI 23): 1987-88  
**At Home**  
 39 - PDSF vs. Wsh. (NJ 21, Wsh. 18): 1989-90  
**On Road**  
 34 - ECSF vs. Bos. (NJ 19, Bos. 15): 1994-95

**POINTS**  
**MOST POINTS**  
 66 - PDSF vs. NYI (23g-43a): 1987-88  
**At Home**  
 39 - PDSF vs. NYI (13g-26a): 1987-88  
**On Road**  
 33 - ECSF vs. Bos. (14g-19a): 1993-94

**SEVEN-GAME SERIES**

**GOALS**  
**MOST GOALS SCORED**  
 25 - PDSF vs. NYR: 1991-92, PDF vs. Wsh.: 1987-88  
**At Home**  
 15 - SCF vs. Ana.: 2002-03  
**On Road**  
 17 - PDSF vs. NYR: 1991-92  
**MOST GOALS OPPONENT**  
 30 - WCF vs. Bos.: 1987-88  
**At Home**  
 15 - PDF vs. Wsh.: 1987-88  
**On Road**  
 21 - PDSF vs. NYR: 1991-92  
**MOST GOALS BOTH TEAMS**  
 53 - PDSF vs. NYR (NYR 28, NJ 25): 1991-92

**MOST POINTS OPPONENT**  
 49 - PDSF vs. Wsh. (21g-28a): 1989-90  
**At Home**  
 32 - PDSF vs. Wsh. (14g-18a): 1989-90  
**On Road**  
 31 - SCF vs. LA (11g-20a): 2011-12  
**MOST POINTS BOTH TEAMS**  
 107 - PDSF vs. NYI (NJ 23-43-66, NYI 18-23-41): 1987-88  
**At Home**  
 67 - PDSF vs. Wsh. (NJ 13-22-35, Wsh. 14-18-32): 1989-90  
**On Road**  
 57 - ECSF vs. Bos. (NJ 14-19-33, Bos. 9-15-24): 1993-94

**PENALTY MINUTES**  
**MOST PENALTY MINUTES**  
 241 - PDSF vs. NYI: 1987-88  
**At Home**  
 146 - PDSF vs. Wsh.: 1989-90  
**On Road**  
 120 - PDSF vs. NYI: 1987-88  
**MOST PENALTY MINUTES OPPONENT**  
 252 - PDSF vs. NYI: 1987-88  
**At Home**  
 135 - PDSF vs. Wsh.: 1989-90  
**On Road**  
 129 - PDSF vs. NYI: 1987-88  
**MOST PENALTY MINUTES BOTH TEAMS**  
 493 - PDSF vs. NYI (NYI 252, NJ 241): 1987-88  
**At Home**  
 281 - PDSF vs. Wsh. (NJ 146, Wsh. 135): 1989-90  
**On Road**  
 256 - PDSF vs. NYI (NYI 129, NJ 127): 1987-88

**SHOTS**  
**MOST SHOTS**  
 209 - SCF vs. Dal.: 1999-00  
**At Home**  
 104 - ECQF vs. Car.: 2000-01  
**On Road**  
 108 - ECQF vs. Car.: 2001-02  
**MOST SHOTS OPPONENT**  
 188 - ECSF vs. Bos.: 1993-94  
**At Home**  
 101 - PDSF vs. NYI: 1987-88  
**On Road**  
 110 - ECSF vs. Bos.: 1993-94  
**MOST SHOTS BOTH TEAMS**  
 359 - ECSF vs. Bos. (Bos. 188, NJ 171): 1993-94  
**At Home**  
 181 - ECF vs. NYR (NJ 95, NYR 86): 2011-12  
**On Road**  
 194 - ECSF vs. Bos. (Bos. 110, NJ 84): 1993-94  
**FEWEST SHOTS**  
 133 - SCF vs. LA: 2011-12  
**At Home**  
 69 - SCF vs. LA: 2011-12  
**On Road**  
 64 - SCF vs. LA: 2011-12  
**FEWEST SHOTS OPPONENT**  
 114 - ECQF vs. Car.: 2000-01  
**At Home**  
 50 - ECQF vs. Car.: 2000-01  
**On Road**  
 59 - ECF vs. Phi.: 1994-95  
**FEWEST SHOTS BOTH TEAMS**  
 284 - SCF vs. LA (LA 151, NJ 133): 2011-12  
**At Home**  
 150 - ECSF vs. Tor. (NJ 99, Tor. 51): 1999-00  
**On Road**  
 132 - SCF vs. LA (LA 68, NJ 64): 2011-12

**At Home**  
 28 - PDF vs. Wsh. (Wsh. 15, NJ 13): 1987-88  
**On Road**  
 38 - PDSF vs. NYR (NYR 21, NJ 17): 1991-92  
**GREATEST GOAL DIFFERENTIAL FOR**  
 7 - SCF vs. Ana. (NJ 19, Ana. 12): 2002-03  
**At Home**  
 12 - SCF vs. Ana. (NJ 15, Ana. 3): 2002-03  
**On Road**  
 6 - ECF vs. Phi. (NJ 13, Phi. 7): 1999-00  
**GREATEST GOAL DIFFERENTIAL AGAINST**  
 11 - WCF vs. Bos. (Bos. 30, NJ 19): 1987-88  
**At Home**  
 5 - SCF vs. Col. (Col. 9, NJ 4): 2000-01  
**On Road**  
 11 - WCF vs. Bos. (Bos. 20, NJ 9): 1987-88

**POWER PLAY**

**MOST POWER PLAY GOALS**  
8 - PDSF vs. Pit.: 1990-91, PDF vs. Wsh.: 1987-88

**At Home**  
4 - Accomplished four times, most recently ECQF vs. Fla: 2011-12

**On Road**  
4 - Accomplished six times, most recently ECQF vs. Pit.: 1998-99

**MOST POWER PLAY CHANCES**  
38 - ECQF vs. Buf.: 1993-94 (4-38)  
WCF vs. Bos.: 1987-88 (5-38)

**At Home**  
20 - ECSF vs. Tor.: 2000-01 (3-20)

**On Road**  
24 - WCF vs. Bos.: 1987-88 (3-24)

**MOST POWER PLAY GOALS OPPONENT**  
11 - WCF vs. Bos.: 1987-88

**At Home**  
4 - WCF vs. Bos., PDF vs. Wsh.: 1987-88

**On Road**  
7 - WCF vs. Bos.: 1987-88

**MOST SHORTHANDED SITUATIONS**  
52 - PDF vs. Wsh.: 1987-88 (6-52)

**At Home**  
29 - PDF vs. Wsh.: 1987-88 (4-29)

**On Road**  
24 - WCF vs. Bos.: 1987-88 (7-24)

**ASSISTS**

**MOST ASSISTS**  
44 - PDSF vs. NYR: 1991-92

**At Home**  
20 - SCF vs. Ana.: 2002-03

**On Road**  
31 - PDSF vs. NYR: 1991-92

**MOST ASSISTS OPPONENT**  
47 - WCF vs. Bos.: 1991-92

**At Home**  
21 - PDF vs. Wsh.: 1987-88

**On Road**  
32 - WCF vs. Bos.: 1987-88

**MOST ASSISTS BOTH TEAMS**  
85 - PDSF vs. NYR (NJ 44, NYR 41): 1991-92

**At Home**  
42 - ECSF vs. Tor. (NJ 23, Tor. 19): 2000-01

**On Road**  
63 - PDSF vs. NYR (NYR 32, NJ 31): 1991-92

**POINTS**

**MOST POINTS**  
69 - PDSF vs. NYR (25g-44a): 1991-92

**At Home**  
44 - SCF vs. Ana. (15g-29a): 2002-03

**On Road**  
48 - PDSF vs. NYR (17g-31a): 1991-92

**MOST POINTS OPPONENT**  
77 - WCF vs. Bos. (30g-47a): 1987-88

**At Home**  
36 - PDF vs. Wsh. (15g-21a): 1987-88

**On Road**  
53 - PDSF vs. NYR (21g-32a): 1991-92

**MOST POINTS BOTH TEAMS**  
138 - PDSF vs. NYR (NYR 28-41-69, NJ 25-44-69): 1991-92

**GAME**

**GOALS**

**MOST GOALS SCORED**  
10 - 4/22/88 in 10-4 win vs. Wsh.

**At Home**  
10 - 4/22/88 in 10-4 win vs. Wsh.

**On Road**  
7 - 4/21/92 in 7-3 win @ NYR

**MOST GOALS OPPONENT**  
8 - 5/1/92 in 8-4 loss @ NYR  
4/27/92 in 8-5 loss @ NYR

**At Home**  
7 - 4/28/88 in 7-2 loss vs. Wsh.

**On Road**  
8 - 5/1/92 in 8-4 loss @ NYR  
4/27/92 in 8-5 loss @ NYR

**MOST GOALS BOTH TEAMS**  
14 - 4/22/88 in 10-4 win vs. Wsh.

**At Home**  
14 - 4/22/88 in 10-4 win vs. Wsh.

**On Road**  
13 - 4/27/92 in 8-5 loss @ NYR

**GREATEST MARGIN OF VICTORY**  
6 - 4/22/88 in 10-4 win vs. Wsh.

**At Home**  
6 - 4/22/88 in 10-4 win vs. Wsh.

**At Home**  
67 - PDF vs. Wsh. (NJ 13-18-31, Wsh. 15-21-36): 1987-88

**On Road**  
101 - PDSF vs. NYR (NYR 21-32-53, NJ 17-31-48): 1991-92

**PENALTY MINUTES**

**MOST PENALTY MINUTES**  
349 - PDF vs. Wsh.: 1991-92

**At Home**  
219 - PDF vs. Wsh.: 1987-88

**On Road**  
141 - WCF vs. Bos.: 1987-88

**MOST PENALTY MINUTES OPPONENT**  
305 - PDF vs. Wsh.: 1987-88

**At Home**  
191 - PDF vs. Wsh.: 1987-88

**On Road**  
130 - PDSF vs. Pit.: 1990-91

**MOST PENALTY MINUTES BOTH TEAMS**  
694 - PDF vs. Wsh. (NJ 349, Wsh. 305): 1987-88

**At Home**  
410 - PDF vs. Wsh. (NJ 219, Wsh. 191): 1987-88

**On Road**  
264 - WCF vs. Bos. (NJ 141, Bos. 123): 1987-88

**SHOTS**

**MOST SHOTS**  
262 - ECQF vs. Buf.: 1993-94

**At Home**  
150 - ECQF vs. Car.: 2008-09

**On Road**  
141 - PDSF vs. NYR: 1991-92

**MOST SHOTS OPPONENT**  
261 - ECF vs. NYR: 1993-94

**At Home**  
126 - ECQF vs. Car.: 2008-09

**On Road**  
153 - ECF vs. NYR: 1993-94

**MOST SHOTS BOTH TEAMS**  
491 - ECQF vs. Car. (NJ 242, Car. 239): 2008-09

**At Home**  
276 - ECQF vs. Car. (NJ 150, Car. 126): 2008-09

**On Road**  
275 - ECF vs. NYR (NYR 153, NJ 122): 1993-94

**FEWEST SHOTS**  
178 - SCF vs. Col.: 2000-01

**At Home**  
70 - WCF vs. Bos.: 1987-88

**On Road**  
85 - SCF vs. Ana.: 2002-03

**FEWEST SHOTS OPPONENT**  
140 - ECQF vs. Pit.: 1998-99

**At Home**  
51 - SCF vs. Col.: 2000-01

**On Road**  
68 - ECQF vs. Pit.: 1998-99

**FEWEST SHOTS BOTH TEAMS**  
324 - SCF vs. Col. (NJ 178, Col. 146): 2000-01

**At Home**  
132 - SCF vs. Col. (NJ 81, Col. 51): 2000-01

**On Road**  
192 - SCF vs. Col. (NJ 97, Col. 95): 2000-01

**On Road**  
5 - 5/19/01 in 5-0 win @ Pit.  
5/7/95 in 5-0 win @ Bos.

**GREATEST MARGIN OF DEFEAT**  
7 - 4/20/93 in 7-0 loss @ Pit.

**At Home**  
5 - 5/6/88 in 6-1 loss vs. Bos.  
4/28/88 in 7-2 loss vs. Wsh.

**On Road**  
7 - 4/20/93 in 7-0 loss @ Pit.

**MOST CONSECUTIVE GOALS**  
6 - 5/30/00 in 7-3 win vs. Dal.

**At Home**  
6 - 5/30/00 in 7-3 win vs. Dal.

**On Road**  
5 - 5/19/01 in 5-0 win @ Pit.  
5/7/95 in 5-0 win @ Bos.

**MOST CONSECUTIVE GOALS OPPONENT**  
7 - 4/20/93 in 7-0 loss @ Pit.

**At Home**  
6 - 4/28/88 in 7-2 loss vs. Wsh.

**On Road**  
7 - 4/20/93 in 7-0 loss @ Pit.

**POWER PLAY**

**MOST POWER PLAY GOALS**  
5 - 4/22/06 in 6-1 win vs. NYR

**At Home**  
5 - 4/22/06 in 6-1 win vs. NYR

**On Road**  
3 - 4/11/91 in 4-2 win @ Pit.  
4/20/88 in 5-2 win @ Wsh.

**MOST POWER PLAY CHANCES**  
13 - 4/22/06 in 6-1 win vs. NYR (5-13)

**At Home**  
13 - 4/22/06 in 6-1 win vs. NYR (5-13)

**On Road**  
9 - 4/17/01 in 4-0 win @ Car. (0-9)  
4/6/88 in 4-3 OT loss @ NYI (1-9)

**MOST POWER PLAY GOALS OPPONENT**  
5 - 5/6/06 in 6-0 loss @ Car.

**At Home**  
3 - 4/17/12 in 4-3 loss vs. Fla.

**On Road**  
5 - 5/6/06 in 6-0 loss @ Car.

**MOST SHORTHANDED SITUATIONS**  
11 - 4/22/88 in 10-4 win vs. Wsh. (1-11)

**At Home**  
1 - 4/22/88 in 10-4 win vs. Wsh. (1-11)

**On Road**  
10 - 4/6/88 in 4-3 OT loss @ NYI (3-10)

**ASSISTS**

**MOST ASSISTS**  
14 - 4/22/88 in 10-4 win vs. Wsh.

**At Home**  
14 - 4/22/88 in 10-4 win vs. Wsh.

**On Road**  
13 - 4/21/92 in 7-3 win @ NYR

**MOST ASSISTS OPPONENT**  
14 - 4/20/93 in 7-0 loss @ Pit.

**At Home**  
10 - 5/6/88 in 6-1 loss vs. Bos.

**On Road**  
14 - 4/20/93 in 7-0 loss @ Pit.

**MOST ASSISTS BOTH TEAMS**  
23 - 4/27/92 in 8-5 loss @ NYR (NYR 13, NJ 10)

**At Home**  
19 - 4/22/88 in 10-4 win vs. Wsh. (NJ 14, Wsh. 5)  
4/14/88 in 6-5 win vs. NYI (NJ 12, NYI 7)

**On Road**  
23 - 4/27/92 in 8-5 loss @ NYR (NYR 13, NJ 10)

**POINTS**

**MOST POINTS**  
24 - 4/22/88 in 10-4 win vs. Wsh.

**At Home**  
24 - 4/22/88 in 10-4 win vs. Wsh.

**On Road**  
20 - 4/21/92 in 7-3 win @ NYR

**MOST POINTS OPPONENT**  
21 - 4/20/93 in 7-0 loss @ Pit.  
5/1/92 in 8-4 loss @ NYR  
4/27/92 in 8-5 loss @ NYR

**At Home**  
16 - 5/6/88 in 6-1 loss vs. Bos.  
4/28/88 in 7-2 loss vs. Wsh.

**On Road**  
21 - 4/20/93 in 7-0 loss @ Pit.  
5/1/92 in 8-4 loss @ NYR  
4/27/92 in 8-5 loss @ NYR

**MOST POINTS BOTH TEAMS**  
36 - 4/27/92 in 8-5 loss @ NYR (NYR 8-13-21, NJ 5-10-15)

**PERIOD**

**GOALS**

**MOST GOALS SCORED**  
5 - 4/22/88 in 2nd per. of 10-4 win vs. Wsh.

**At Home**  
5 - 4/22/88 in 2nd per. of 10-4 win vs. Wsh.

**On Road**  
4 - 5/1/12 in 3rd per. of 4-1 win @ Phi.

**MOST GOALS SCORED OPPONENT**  
5 - twice, last: 5/9/23 in 2nd per. of 6-1 loss vs CAR

**At Home**  
5 - twice, last: 5/9/23 in 2nd per. of 6-1 loss vs CAR

**On Road**  
4 - 4/20/93 in 2nd per. of 7-0 loss @ Pit.

**MOST GOALS BOTH TEAMS**  
8 - 4/22/88 in 2nd per. of 10-4 win vs. Wsh. (NJ 5, Wsh. 3)

**At Home**  
33 - 4/22/88 in 10-4 win vs. Wsh. (NJ 10-14-24, Wsh. 4-5-9)

**On Road**  
36 - 4/27/92 in 8-5 loss @ NYR (NYR 8-13-21, NJ 5-10-15)

**PENALTY MINUTES**

**MOST PENALTY MINUTES**  
108 - 4/22/88 in 10-4 win vs. Wsh.

**At Home**  
108 - 4/22/88 in 10-4 win vs. Wsh.

**On Road**  
91 - 5/8/97 in 3-0 loss @ NYR

**MOST PENALTY MINUTES OPPONENT**  
123 - 4/22/88 in 10-4 win vs. Wsh.

**At Home**  
123 - 4/22/88 in 10-4 win vs. Wsh.

**On Road**  
80 - 4/20/88 in 5-2 win @ Wsh.

**MOST PENALTY MINUTES BOTH TEAMS**  
231 - 4/22/88 in 10-4 win vs. Wsh. (Wsh. 123, NJ 108)

**At Home**  
231 - 4/22/88 in 10-4 win vs. Wsh. (Wsh. 123, NJ 108)

**On Road**  
162 - 4/20/88 in 5-2 win @ Wsh. (NJ 82, Wsh. 80)

**SHOTS**

**MOST SHOTS**  
70 - 4/27/94 in 1-0 4 OT loss @ Buf.

**At Home**  
51 - 5/26/95 in 2-1 win vs. Pit.

**On Road**  
70 - 4/27/94 in 1-0 4 OT loss @ Buf.

**MOST SHOTS OPPONENT**  
50 - 5/19/94 in 3-2 OT loss vs. NYR  
4/27/94 in 1-0 4 OT loss @ Buf.

**At Home**  
50 - 5/19/94 in 3-2 OT loss vs. NYR

**On Road**  
50 - 4/27/94 in 1-0 4 OT loss @ Buf.

**MOST SHOTS BOTH TEAMS**  
120 - 4/27/94 in 1-0 4 OT loss @ Buf. (NJ 70, Buf. 50)

**At Home**  
89 - 6/8/00 in 1-0 3 OT loss vs. Dal. (NJ 48, Dal. 41)

**On Road**  
120 - 4/27/94 in 1-0 4 OT loss @ Buf. (NJ 70, Buf. 50)

**FEWEST SHOTS**  
10 - 4/9/90 in 2-1 win @ Wsh.

**At Home**  
14 - 4/20/07 in 3-0 win vs. TB

**On Road**  
10 - 4/9/90 in 2-1 win @ Wsh.

**FEWEST SHOTS OPPONENT**  
6 - 5/8/00 in 3-0 win vs. Tor.

**At Home**  
6 - 5/8/00 in 3-0 win vs. Tor.

**On Road**  
15 - 4/22/01 in 5-1 win @ Car.

**FEWEST SHOTS BOTH TEAMS**  
31 - 4/9/90 in 2-1 win @ Wsh. (Wsh. 21, NJ 10)

**At Home**  
33 - 5/8/00 in 3-0 win vs. Tor. (NJ 27, Tor. 6)  
5/4/99 in 4-2 loss vs. Pit. (NJ 20, Pit. 13)

**On Road**  
31 - 4/9/90 in 2-1 win @ Wsh. (Wsh. 21, NJ 10)

**FASTEST GOALS**

**FASTEST GOAL START OF GAME**  
0:14 - Kirk Muller, 4/30/88, in 3-2 win @ Wsh.

**At Home**  
0:18 - Petr Sykora, 5/8/00, in 3-0 win vs. Tor.  
Claude Loiselle, 4/28/88, in 7-2 loss vs. Wsh.

**On Road**  
0:14 - Kirk Muller, 4/30/88, in 3-2 win @ Wsh.

**FASTEST GOAL AGAINST START OF GAME**  
0:23 - Stephen Weiss, 4/15/12, in 4-2 loss @ Fla.

**At Home**  
0:42 - Petr Sykora, 6/5/03, in 6-3 win vs. Ana.

**On Road**  
0:23 - Stephen Weiss, 4/15/12, in 4-2 loss @ Fla.

**FASTEST GOAL START OF PERIOD**  
0:14 - Kirk Muller, 4/30/88, in 1st per. of 3-2 win @ Wsh.

**At Home**  
0:15 - Jamie Langenbrunner, 4/11/03, in 3rd per. of 4-2 win vs. Bos.

**On Road**  
0:14 - Kirk Muller, 4/30/88, in 1st per. of 3-2 win @ Wsh.

**FASTEST GOAL AGAINST START OF PERIOD**  
0:13 - Martin Straka, 4/25/99, in 3rd per. of 4-2 loss @ Pit.

**At Home**  
0:27 - Mike Ridley, 4/13/90, in 3rd per. of 4-3 loss vs. Wsh.  
(franchise record)

0:23 - Mel Bridgman, 4/11/78, in 4th per. of 3-2 OT loss vs. Phi. @ Col.

**On Road**  
0:13 - Martin Straka, 4/25/99, in 3rd per. of 4-2 loss @ Pit.

**ASSISTS**  
**MOST ASSISTS**  
8 - 5/9/01 in 2nd per. of 5-1 win vs. Tor.

**At Home**  
8 - 5/9/01 in 2nd per. of 5-1 win vs. Tor.

**On Road**  
6 - Accomplished nine times, most recently 6/6/12 in 3rd per. of 3-1 win @ LA

**MOST ASSISTS OPPONENT**  
8 - 5/9/23 in 2nd per. of 6-1 loss vs CAR 4/20/93 in 2nd per. of 7-0 loss @ Pit.  
5/6/88 in 2nd per. of 6-1 loss vs. Bos.

**At Home**  
8 - 5/9/23 in 2nd per. of 6-1 loss vs CAR 5/6/88 in 2nd per. of 6-1 loss vs. Bos.

**On Road**  
8 - 4/20/93 in 2nd per. of 7-0 loss @ Pit.

**MOST ASSISTS BOTH TEAMS**  
11 - 4/27/92 in 3rd per. of 8-5 loss @ NYR (NJ 6, NYR 5)

**At Home**  
10 - 5/6/88 in 2nd per. of 6-1 loss vs. Bos. (Bos. 8, NJ 2)

**On Road**  
11 - 4/27/92 in 3rd per. of 8-5 loss @ NYR (NJ 6, NYR 5)

**POINTS**  
**MOST POINTS**  
12 - 5/9/01 in 2nd per. of 5-1 win vs. Tor. (4g-8a)

**At Home**  
12 - 5/9/01 in 2nd per. of 5-1 win vs. Tor. (4g-8a)

**On Road**  
10 - 5/1/12 in 3rd per. of 4-1 win @ Phi. (4g-6a)

**MOST POINTS OPPONENT**  
13 - 5/6/88 in 2nd per. of 6-1 loss vs. Bos. (5g-8a)

**At Home**  
13 - 5/6/88 in 2nd per. of 6-1 loss vs. Bos. (5g-8a)

**On Road**  
12 - 4/20/93 in 2nd per. of 7-0 loss @ Pit. (4g-8a)

**MOST POINTS BOTH TEAMS**  
17 - 4/27/92 in 3rd per. of 8-5 loss @ NYR (NJ 3-6-9, NYR 3-5-8)  
4/22/88 in 2nd per. of 10-4 win vs. Wsh. (NJ 5-6-11, Wsh. 3-3-6)

**At Home**  
17 - 4/22/88 in 2nd per. of 10-4 win vs. Wsh. (NJ 5-6-11, Wsh. 3-3-6)

**On Road**  
17 - 4/27/92 in 3rd per. of 8-5 loss @ NYR (NJ 3-6-9, NYR 3-5-8)

**PENALTY MINUTES**  
**MOST PENALTY MINUTES**  
75 - 5/8/97 in 3rd per. of 3-0 loss @ NYR

**At Home**  
60 - 4/22/88 in 3rd per. of 10-4 win vs. Wsh.

**On Road**  
75 - 5/8/97 in 3rd per. of 3-0 loss @ NYR

**MOST PENALTY MINUTES OPPONENT**  
79 - 4/29/92 in 3rd per. of 5-3 win vs. NYR

**At Home**  
79 - 4/29/92 in 3rd per. of 5-3 win vs. NYR

**On Road**  
54 - 4/17/01 in 3rd per. of 4-0 win @ Car. 4/20/88 in 2nd per. of 5-2 win @ Wsh.

**MOST PENALTY MINUTES BOTH TEAMS**  
137 - 4/22/88 in 3rd per. of 10-4 win vs. Wsh. (Wsh. 77, NJ 60)

**At Home**  
137 - 4/22/88 in 3rd per. of 10-4 win vs. Wsh. (Wsh. 77, NJ 60)

**On Road**  
125 - 5/8/97 in 3rd per. of 3-0 loss @ NYR (NJ 75, NYR 50)

**SHOTS**  
**MOST SHOTS**  
26 - 4/13/12 in 1st per. of 3-2 win @ Fla.

**At Home**  
20 - 5/11/97 in 2nd per. of 2-1 OT loss vs. NYR

**On Road**  
26 - 4/13/12 in 1st per. of 3-2 win @ Fla.

**MOST SHOTS OPPONENT**  
22 - 4/21/09 in 2nd per. of 4-3 loss @ Car.

**At Home**  
20 - 5/6/88 in 2nd per. of 6-1 loss vs. Bos.

**On Road**  
22 - 4/21/09 in 2nd per. of 4-3 loss @ Car.

**MOST SHOTS BOTH TEAMS**  
35 - 4/13/12 in 1st per. of 3-2 win @ Fla. (NJ 26, Fla. 9)

**At Home**  
34 - 4/23/09 in 2nd per. of 1-0 win vs. Car. (Car. 19, NJ 15)

**On Road**  
35 - 4/13/12 in 1st per. of 3-2 win @ Fla. (NJ 26, Fla. 9)

**FEWEST SHOTS**  
1 - 5/9/94 in 3rd per. of 2-0 win vs. Bos.

**At Home**  
1 - 5/9/94 in 3rd per. of 2-0 win vs. Bos.

**On Road**  
2 - 5/29/01 in 3rd per. of 2-1 win @ Col. 4/23/94 in 1st per. of 5-3 loss @ Buf.

**FEWEST SHOTS OPPONENT**  
1 - Accomplished six times, most recently 4/26/01 in 3rd per. of 2-0 loss vs. Tor.

**At Home**  
1 - Accomplished four times, most recently 4/26/01 in 3rd per. of 2-0 loss vs. Tor.

**On Road**  
1 - 6/10/00 in 4th per. of 2-1-2 OT win @ Dal. 4/18/00 in 2nd per. of 2-1 win @ Fla.

# NEW JERSEY DEVILS

WHILE AT PRUDENTIAL CENTER



## SPORTS & THE ARTS

Prudential Center includes original abstract, contemporary and figurative paintings created by the renowned artists of Los Angeles, CA-based Sports & the Arts, and have been selected from across the United States and Canada.

The 200-foot wide by 30-foot high free-form mural on the west side of Prudential Center's Grand Concourse was created on site by artist Tom Mosser, and depicts local points of interest, architecture and teams. The mural is titled "Impressionistic Realism," and features artwork that captures the essence of New Jersey's sports and entertainment history.

From left to right are: Cape May, former Devils' defenseman Ken Daneyko, Tony Meola, High Point, Atlantic City Carousel, Terry Dehere, Althea Gibson, Barnegat Light House, goaltender Martin Brodeur, Prudential Building, National Newark Building, Richie Regan, boxing, New Jersey State Capitol dome, former defenseman Scott Stevens, Steel Pier and a figure skater.

## RWJBARNABAS HEALTH HOCKEY HOUSE AT PRUDENTIAL CENTER

On March 16, 2016 the New Jersey Devils announced Barnabas Health as Official Health Care Partner of the hockey team and sports and entertainment arena. The announcement also included the unveiling of a new name and logo for Prudential Center's practice facility, now called the RWJBarnabas Health Hockey House.

The agreement launched the Devils and Prudential Center's Marquee Partnership program, naming Barnabas Health as a member. The new platform will align the most powerful brands in Jersey committed to unifying and inspiring the lives of the families, neighbors and communities throughout the state.

## CHAMPIONSHIP PLAZA

Prudential Center's Championship Plaza is an outdoor area celebrating the rich 34-year history and tradition of the New Jersey Devils. Located across from PNC Bank Tower on Mulberry Street between Edison Place and Market Street in Newark, it has become the gathering place for Devils' fans before and after each game.

The centerpiece of Championship Plaza is an in-ground, 60-foot in diameter Devils' logo. Constructed of granite, the logo is surrounded by pieces of stone commemorating each of the team's three Stanley Cup Championships. A 22-foot tall, 7,000-pound, stainless steel hockey player statue, sculpted by New Jersey native Jon Krawczyk, graces the north end of the plaza on Market Street. Championship Plaza also include bricks recognizing the team's 1987-88 Patrick Division Playoff Championship, five Eastern Conference Championships and nine Atlantic Division titles.

Centered along Mulberry Street is a solid granite, custom-sculpted Prudential Rock. Prudential Financial's well-known brand symbol was inspired by the Rock of Gibraltar, and represents the company's strength, stability and financial security. Prudential has been part of the Newark community since its founding in 1875.

## CAREER

## MOST SEASONS

16 - Martin Brodeur

## MOST GAMES PLAYED

205 - Martin Brodeur

## MOST GOALS

45 - Patrik Elias

## By Defenseman

17 - Brian Rafalski, Scott Niedermayer, Scott Stevens

## MOST ASSISTS

80 - Patrik Elias

## By Defenseman

47 - Scott Niedermayer

## MOST POINTS

125 - Patrik Elias (45g-80a)

## By Defenseman

64 - Scott Niedermayer (17g-47a)

## MOST POINTS AT HOME

71 - Patrik Elias (18g-53a)

## By Defenseman

37 - Scott Stevens (9g-28a)

## MOST POINTS ON ROAD

54 - Patrik Elias (27g-27a)

## By Defenseman

37 - Scott Niedermayer (11g-26a)

## MOST SHOTS

444 - Patrik Elias

## By Defenseman

295 - Scott Stevens

## MOST PENALTY MINUTES

296 - Ken Daneyko

## By Defenseman

296 - Ken Daneyko

## MOST POWER PLAY GOALS

21 - Patrik Elias

## MOST POWER PLAY POINTS

52 - Patrik Elias (21g-31a)

## MOST SHORTHANDED GOALS

4 - Brian Rolston, John Madden

## MOST GAME-WINNING GOALS

6 - Accomplished five times, most recently Jamie Langenbrunner

## MOST HAT TRICKS

1 - Accomplished five times, most recently John Madden

## HIGHEST PLUS/MINUS

33 - Scott Stevens

## By Defenseman

33 - Scott Stevens

## GOALTENDING

## MOST GAMES PLAYED

205 - Martin Brodeur

## MOST MINUTES PLAYED

12719 - Martin Brodeur

## MOST VICTORIES

113 - Martin Brodeur

## MOST DEFEATS

91 - Martin Brodeur

## BEST GAA (2 seasons)

2.02 - Martin Brodeur

## MOST SHUTOUTS

24 - Martin Brodeur

## MOST PENALTY MINUTES

38 - Martin Brodeur

## By Defenseman

3 - Scott Stevens (2g-1a): ECQF vs. Fla., 1999-00  
Bruce Driver (1g-2a): SCF vs. Det., 1994-95

## By Rookie

2 - Sergei Brylin (1g-1a): SCF vs. Det., 1994-95  
John Madden (2a): ECQF vs. Fla., 1999-00

## MOST POINTS ON ROAD

5 - Patrik Elias (3g-2a): ECQF vs. NYR, 2005-06

## By Defenseman

3 - Brian Rafalski (1g-2a): ECQF vs. Fla., 1999-00  
Scott Niedermayer (1g-2a): SCF vs. Det., 1994-95

## By Rookie

3 - Brian Rafalski (1g-2a): ECQF vs. Fla., 1999-00

## MOST SHOTS

18 - Scott Gomez, John Madden: ECQF vs. NYR, 2005-06

Claude Lemieux: ECQF vs. Fla., 1999-00

## By Defenseman

11 - Scott Niedermayer: ECQF vs. Fla., 1999-00

## MOST PENALTY MINUTES

14 - Claude Lemieux: ECQF vs. Fla., 1999-00

## By Defenseman

6 - Ken Daneyko: SCF vs. Det., 1994-95

## MOST POWER PLAY GOALS

3 - Patrik Elias: ECQF vs. NYR, 2005-06

## MOST POWER PLAY POINTS

6 - Patrik Elias (2g-4a): ECQF vs. Car., 2001-02

## MOST SHORTHANDED GOALS

2 - John Madden: ECQF vs. NYR, 2005-06

## SEASON

## MOST GOALS

13 - Claude Lemieux: 1994-95

## By Defenseman

7 - Brian Rafalski: 2000-01

## By Rookie

5 - Adam Henrique: 2011-12  
Doug Brown: 1987-88

## MOST ASSISTS

16 - Scott Niedermayer: 2002-03

## By Defenseman

16 - Scott Niedermayer: 2002-03

## By Rookie

8 - Adam Henrique: 2011-12

## MOST POINTS

23 - Patrik Elias (9g-14a): 2000-01

## By Defenseman

18 - Scott Niedermayer (2g-16a): 2002-03  
Brian Rafalski (7g-11a): 2000-01

## By Rookie

13 - Adam Henrique (5g-8a): 2011-12

## MOST POINTS AT HOME

18 - Patrik Sundstrom (6g-12a): 1987-88

## By Defenseman

14 - Scott Niedermayer (1g-13a): 2002-03

## By Rookie

5 - Scott Gomez (3g-2a): 1999-00  
John Madden (1g-4a): 1999-00

## MOST POINTS ON ROAD

15 - Aaron Broten (5g-10a): 1987-88

## By Defenseman

13 - Brian Rafalski (6g-7a): 2000-01

## By Rookie

10 - Adam Henrique (4g-6a): 2011-12

## MOST SHOTS

87 - Zach Parise: 2011-12

## By Defenseman

56 - Scott Stevens: 1993-94

## MOST PENALTY MINUTES

113 - Perry Anderson: 1987-88

## By Defenseman

83 - Ken Daneyko: 1987-88

## MOST POWER PLAY GOALS

5 - Ilya Kovalchuk: 2011-12  
Jason Arnott: 2000-01  
Mark Johnson: 1987-88

## MOST POWER PLAY POINTS

11 - Mark Johnson: 1987-88

## MOST SHORTHANDED GOALS

2 - Accomplished five times, most recently John Madden: 2005-06

## MOST GAME-WINNING GOALS

4 - Jeff Friesen, Jamie Langenbrunner: 2002-03  
Neal Broten: 1994-95

## MOST HAT TRICKS

1 - Accomplished five times, most recently John Madden: 2005-06

## HIGHEST PLUS/MINUS

15 - Petr Sykora: 2000-01

## By Defenseman

14 - Scott Stevens: 2002-03

## GOALTENDING

## MOST GAMES PLAYED

25 - Martin Brodeur: 2000-01

## MOST MINUTES PLAYED

1505 - Martin Brodeur: 2000-01

## MOST VICTORIES

16 - Martin Brodeur: 2002-03, 1999-00, 1994-95

## MOST DEFEATS

10 - Martin Brodeur: 2000-01

## BEST GOALS-AGAINST AVERAGE (8 GPI)

1.61 - Martin Brodeur: 1999-00

## MOST SHUTOUTS

7 - Martin Brodeur: 2002-03

## MOST PENALTY MINUTES

14 - Sean Burke: 1987-88

## By Rookie

2 - John Madden: ECQF vs. Fla., 1999-00

## MOST POINTS

11 - Patrik Elias (5g-6a): ECQF vs. NYR, 2005-06

## By Defenseman

4 - Brian Rafalski (1g-3a): ECQF vs. NYR, 2005-06  
Scott Stevens (1g-3a): ECQF vs. Fla., 1999-00  
Scott Niedermayer (2g-2a): SCF vs. Det., 1994-95

## By Rookie

3 - Brian Rafalski (1g-2a): ECQF vs. Fla., 1999-00

## MOST POINTS AT HOME

6 - Patrik Elias (2g-4a): ECQF vs. NYR, 2005-06

## MOST GAME-WINNING GOALS

2 - Brian Gionta: ECQF vs. NYR, 2005-06  
Neal Broten: SCF vs. Det., 1994-95

## MOST HAT TRICKS

1 - John Madden: ECQF vs. NYR, 2005-06

## HIGHEST PLUS/MINUS

6 - Paul Martin: ECQF vs. NYR, 2005-06

## By Defenseman

6 - Paul Martin: ECQF vs. NYR, 2005-06

## GOALTENDING

## MOST GAMES PLAYED

4 - Martin Brodeur: ECQF vs. Fla., 2005-06  
Martin Brodeur: ECQF vs. Fla., 1999-00  
Martin Brodeur: SCF vs. Det., 1994-95

## MOST MINUTES PLAYED

240 - Martin Brodeur: ECQF vs. Fla., 1999-00  
Martin Brodeur: SCF vs. Det., 1994-95

## MOST VICTORIES

4 - Martin Brodeur: ECQF vs. NYR, 2005-06  
Martin Brodeur: ECQF vs. Fla., 1999-00  
Martin Brodeur: SCF vs. Det., 1994-95

## MOST DEFEATS

n/a

## BEST GOALS-AGAINST AVERAGE (4 GPI)

1.00 - Martin Brodeur: ECQF vs. NYR, 2005-06

## MOST SHUTOUTS

1 - Martin Brodeur: ECQF vs. NYR, 2005-06

## MOST PENALTY MINUTES

2 - Martin Brodeur: SCF vs. Det., 1994-95

## FIVE-GAME SERIES

## MOST GOALS

6 - Claude Lemieux: ECSF vs. Pit., 1994-95

## By Defenseman

3 - Brian Rafalski: ECF vs. Pit., 2000-01

## By Rookie

2 - Blake Coleman: ECQF vs. TB, 2017-18

Patrik Elias: ECQF vs. Mtl., 1996-97

## MOST ASSISTS

6 - Accomplished four times, most recently Scott Gomez: ECQF vs. Phi., 2003-04

## By Defenseman

5 - Brian Rafalski: ECSF vs. Car., 2005-06  
Brian Rafalski: ECF vs. Pit., 2000-01  
Shawn Chambers: ECQF vs. Mtl., 1996-97

## By Rookie

4 - Adam Henrique: ECSF vs. Phi., 2011-12

## MOST POINTS

8 - Accomplished four times, most recently John Madden (2g-6a): ECQF vs. Bos., 2002-03

## By Defenseman

8 - Brian Rafalski (3g-5a): ECF vs. Pit., 2000-01

## By Rookie

4 - Will Butcher (1g-3a): ECQF vs. TB, 2017-18  
Adam Henrique (4a): ECSF vs. Phi., 2011-12  
Patrik Elias (2g-2a): ECQF vs. Mtl., 1996-97

## MOST POINTS AT HOME

7 - Jamie Langenbrunner (5g-2a): ECQF vs. Bos., 2002-03

## By Defenseman

4 - Marek Zidlicky (1g-3a): ECSF vs. Phi., 2011-12  
Scott Niedermayer (1g-3a): ECSF vs. TB, 2002-03

## By Rookie

2 - Will Butcher (1g-1a): ECQF vs. TB, 2017-18  
Paul Martin (1g-1a): ECQF vs. Phi., 2003-04

## MOST POINTS ON ROAD

7 - Stephane Richer (2g-5a): ECQF vs. Bos., 1994-95

## By Defenseman

5 - Brian Rafalski (3g-2a): ECF vs. Pit., 2000-01

## By Rookie

4 - Patrik Elias (2g-2a): ECQF vs. Mtl., 1996-97

## MOST SHOTS

26 - Brian Rolston: ECQF vs. Mtl., 1996-97  
Scott Stevens: ECSF vs. Pit., 1994-95

## By Defenseman

26 - Scott Stevens: ECSF vs. Pit., 1994-95

## MOST PENALTY MINUTES

29 - Reid Simpson: ECSF vs. NYR, 1996-97

## By Defenseman

20 - Ken Daneyko: ECQF vs. Mtl., 1996-97

## MOST POWER PLAY GOALS

3 - Patrik Elias: ECQF vs. NYR, 2007-08

## MOST POWER PLAY POINTS

5 - Shawn Chambers (1g-4a): ECQF vs. Mtl., 1996-97

## MOST SHORTHANDED GOALS

2 - Brian Rolston: ECQF vs. Mtl., 1996-97

## MOST GAME-WINNING GOALS

2 - Accomplished four times, most recently David Clarkson: ECSF vs. Phi., 2011-12

## MOST HAT TRICKS

1 - Valeri Zelepukin: ECQF vs. Mtl., 1996-97

## HIGHEST PLUS/MINUS

7 - Neal Broten: ECSF vs. Pit., 1994-95

## By Defenseman

6 - Colin White: ECF vs. Pit., 2000-01  
Shawn Chambers: ECSF vs. Pit., 1994-95

## GOALTENDING

## MOST GAMES PLAYED

5 - Accomplished 14 times, most recently Jacob Markstrom; EC 1st Round vs CAR, 2024-25

## MOST MINUTES PLAYED

352 - Martin Brodeur: ECSF vs. TB, 2002-03

## MOST VICTORIES

4 - Accomplished seven times, most recently Martin Brodeur: ECSF vs. Phi., 2011-12

## MOST DEFEATS

4 - Accomplished seven times, most recently Jacob Markstrom; EC 1st Round vs CAR, 2024-25

## BEST GOALS-AGAINST AVERAGE (4 GPI)

0.97 - Martin Brodeur: ECQF vs. Bos., 1994-95

## MOST SHUTOUTS

3 - Martin Brodeur: ECQF vs. Bos., 1994-95

## MOST PENALTY MINUTES

4 - Martin Brodeur: ECSF vs. Ott., 2006-07

## FOUR-GAME SERIES

## MOST GOALS

5 - Patrik Elias: ECQF vs. NYR, 2005-06

## By Defenseman

2 - Scott Niedermayer, Scott Stevens: ECQF vs. Fla., 1999-00

## By Rookie

1 - Accomplished four times, most recently Zach Parise: ECQF vs. NYR, 2005-06

## MOST ASSISTS

6 - Patrik Elias, Jamie Langenbrunner: ECQF vs. NYR, 2005-06

## By Defenseman

3 - Paul Martin, Brian Rafalski: ECQF vs. NYR, 2005-06  
Scott Niedermayer: SCF vs. Det., 1994-95

## By Defenseman

2 - John Madden: ECQF vs. Fla., 1999-00

## MOST POINTS

11 - Patrik Elias (5g-6a): ECQF vs. NYR, 2005-06

## By Defenseman

4 - Brian Rafalski (1g-3a): ECQF vs. NYR, 2005-06  
Scott Stevens (1g-3a): ECQF vs. Fla., 1999-00  
Scott Niedermayer (2g-2a): SCF vs. Det., 1994-95

## By Rookie

3 - Brian Rafalski (1g-2a): ECQF vs. Fla., 1999-00

## SIX-GAME SERIES

## MOST GOALS

6 - Zach Parise: ECQF vs. TB, 2006-07

## By Defenseman

3 - Brian Rafalski: ECQF vs. Car., 2001-02

Bruce Driver: PDSF vs. NYI, 1987-88

## By Rookie

2 - Accomplished six times, most recently Adam Henrique: SCF vs. LA, 2011-12

## MOST ASSISTS

7 - Scott Gomez: ECQF vs. TB, 2006-07

John MacLean: PDSF vs. NYI, 1987-88

## By Defenseman

5 - Brian Rafalski: ECQF vs. TB, 2006-07

Bruce Driver: PDSF vs. Wsh., 1989-90

## By Rookie

3 - Accomplished six times, most recently Adam Henrique: ECF vs. NYR, 2011-12

## MOST POINTS

11 - John MacLean (4g-7a): PDSF vs. NYI, 1987-88

## By Defenseman

7 - Brian Rafalski (2g-5a): ECQF vs. TB, 2006-07

## By Rookie

5 - Scott Gomez (2g-3a): ECSF vs. Tor., 1999-00

## MOST POINTS AT HOME

8 - John MacLean (2g-6a): PDSF vs. NYI, 1987-88

## By Defenseman

4 - Brian Rafalski (1g-3a): ECQF vs. TB, 2006-07

Bruce Driver (1g-3a): PDSF vs. Wsh., 1989-90

## By Rookie

4 - Brian Gionta (2g-2a): ECQF vs. Car., 2001-02

## MOST POINTS ON ROAD

5 - John MacLean (2g-3a): ECSF vs. Bos., 1993-94

## By Defenseman

3 - Accomplished six times, most recently Bryce Salvador (3a): ECF vs. NYR, 2011-12

## By Rookie

3 - Travis Zajac (0g-3a): ECQF vs. TB, 2006-07

Brian Rafalski (1g-2a): SCF vs. Dal., 2000-01

## MOST SHOTS

29 - Zach Parise: ECQF vs. TB, 2006-07

## By Defenseman

21 - Scott Stevens: ECSF vs. Bos., 1993-94

## MOST PENALTY MINUTES

48 - Perry Anderson: PDSF vs. NYI, 1987-88

## By Defenseman

30 - Jim Korn: PDSF vs. NYI, 1987-88

## MOST POWER PLAY GOALS

3 - Brian Rafalski: ECQF vs. Car., 2001-02

Bruce Driver: PDSF vs. NYI, 1987-88

## MOST POWER PLAY POINTS

6 - Patrik Elias (2g-4a): ECQF vs. Car., 2001-02

## MOST SHORTHANDED GOALS

1 - Accomplished nine times, most recently Petr Sykora: ECQF vs. Car., 2000-01

## MOST GAME-WINNING GOALS

2 - Brian Gionta: ECQF vs. Car., 2001-02

Bobby Holik: ECQF vs. Pit., 2000-01

## MOST HAT TRICKS

n/a

## HIGHEST PLUS/MINUS

7 - Sergei Brylin, Alexander Mogilny: ECQF vs. Car., 2000-01

## By Defenseman

6 - Scott Niedermayer, Scott Stevens: ECQF vs. Car., 2000-01

## GOALTENDING

## MOST GAMES PLAYED

6 - Accomplished nine times, most recently Martin Brodeur: SCF vs. LA, 2011-12

## MOST MINUTES PLAYED

434 - Martin Brodeur: SCF vs. Dal., 1999-00

## MOST VICTORIES

4 - Accomplished six times, most recently Martin Brodeur: ECF vs. NYR, 2011-12

## MOST DEFEATS

4 - Martin Brodeur: SCF vs. LA, 2011-12

Martin Brodeur: ECQF vs. Car., 2001-02

Martin Brodeur: ECQF vs. Ott., 1997-98

## BEST GOALS-AGAINST AVERAGE (4 GPI)

1.24 - Martin Brodeur: SCF vs. Dal., 1999-00

## MOST SHUTOUTS

2 - Martin Brodeur: ECQF vs. Car., 2001-02

Martin Brodeur: ECSF vs. Tor., 1999-00

## MOST PENALTY MINUTES

6 - Martin Brodeur: ECSF vs. Tor., 1999-00

## MOST SHORTHANDED GOALS

1 - Accomplished seven times, most recently

John Madden: ECF vs. Ott., 2002-03

## MOST GAME-WINNING GOALS

3 - Jeff Friesen: ECF vs. Ott., 2002-03

## MOST HAT TRICKS

1 - Mark Johnson (4): PDF vs. Wsh., 1987-88

Patrik Sundstrom: PDF vs. Wsh., 1987-88

Aaron Broten: PDF vs. Wsh., 1987-88

## HIGHEST PLUS/MINUS

8 - Scott Niedermayer: SCF vs. Ana., 2002-03

## By Defenseman

8 - Scott Niedermayer: SCF vs. Ana., 2002-03

## GAME

## MOST GOALS

4 - Mark Johnson, 4/22/88 vs. Wsh.

## By Defenseman

2 - Accomplished five times, most recently Brian Rafalski, 4/21/02 vs. Car.

## By Rookie

2 - Adam Henrique, 4/26/12 @ Fla.

## MOST ASSISTS

5 - Patrik Sundstrom, 4/22/88 vs. Wsh.

## By Defenseman

4 - Ken Daneyko, 4/22/88 vs. Wsh.

## By Rookie

2 - Accomplished 11 times, most recently Adam Henrique, 5/8/12 @ Phi.

## GOALTENDING

## MOST GAMES PLAYED

7 - Accomplished 12 times, most recently Martin Brodeur: ECQF vs. Fla., 2011-12

## MOST MINUTES PLAYED

498 - Martin Brodeur: ECF vs. NYR, 1993-94

## MOST VICTORIES

4 - Accomplished six times, most recently Martin Brodeur: ECQF vs. Fla., 2011-12

## MOST DEFEATS

4 - Accomplished five times, most recently Martin Brodeur: ECQF vs. Car., 2008-09

## BEST GOALS-AGAINST AVERAGE (4 GPI)

1.61 - Martin Brodeur: ECQF vs. Buf., 1994-95

## MOST SHUTOUTS

3 - Martin Brodeur: SCF vs. Ana., 2002-03

## MOST PENALTY MINUTES

8 - Sean Burke: WCF vs. Bos., 1987-88

## MOST POINTS

8 - Patrik Sundstrom (3g-5a), 4/22/88 vs. Wsh.

## By Defenseman

4 - Ken Daneyko (4a), 4/22/88 vs. Wsh.

## By Rookie

3 - Mike Rupp (1g-2a), 6/9/03 vs. Ana.

## MOST SHOTS

12 - Bobby Holik, 4/24/02 @ Car.

## By Defenseman

8 - Scott Stevens, 5/24/95 vs. Pit.

Scott Stevens, 5/3/94 vs. Bos.

## HIGHEST PLUS/MINUS

5 - Patrik Sundstrom, 4/22/88 vs. Wsh.

## By Defenseman

4 - John Marino, 5/1/23 vs NYR, GM 7

## MOST PENALTY MINUTES

37 - Jim Korn (min., maj., 2 misc., game), 4/28/88 vs. Wsh.

## SEVEN-GAME SERIES

## MOST GOALS

5 - Jeff Friesen: SCF vs. Ana., 2002-03

John MacLean: PDSF vs. Pit., 1990-91

## By Defenseman

3 - Brian Rafalski: ECSF vs. Tor., 2000-01

## By Rookie

3 - Bill Guerin, Kevin Todd: PDSF vs. NYR, 1991-92

## MOST ASSISTS

7 - Bobby Holik: ECQF vs. Pit., 1998-99

Peter Stastny: PDSF vs. NYR, 1991-92

John MacLean: PDSF vs. NYI, 1987-88

## By Defenseman

5 - Scott Niedermayer: SCF vs. Ana., 2002-03

Scott Niedermayer: ECF vs. Ott., 2002-03

Scott Stevens: ECQF vs. Buf., 1993-94

## By Rookie

4 - Jon Morris: PDSF vs. Pit., 1990-91

## MOST POINTS

10 - Peter Stastny (3g-7a): PDSF vs. NYR, 1991-92

Patrik Sundstrom (4g-6a): PDF vs. Wsh., 1987-88

## By Defenseman

6 - Scott Stevens (1g-5a): ECQF vs. Buf., 1993-94

## By Rookie

5 - Kevin Todd (3g-2a): PDSF vs. NYR, 1991-92

## MOST POINTS AT HOME

9 - Patrik Sundstrom (3g-6a): PDF vs. Wsh., 1987-88

## By Defenseman

5 - Scott Niedermayer (5a): SCF vs. Ana., 2002-03

## By Rookie

4 - Mike Rupp (1g-3a): SCF vs. Ana., 2002-03

## MOST POINTS ON ROAD

7 - Peter Stastny (1g-6a): PDSF vs. NYR, 1991-92

## By Defenseman

5 - Tom Kurvers (2g-3a): WCF vs. Bos., 1987-88

## By Rookie

3 - Adam Henrique (2g-1a): ECQF vs. Fla., 2011-12

Bill Guerin (3g): PDSF vs. NYR, 1991-92

## MOST SHOTS

33 - Claude Lemieux: PDSF vs. NYR, 1991-92

## By Defenseman

23 - Bruce Driver: PDSF vs. NYR, 1991-92

## MOST PENALTY MINUTES

38 - Perry Anderson: WCF vs. Bos., 1987-88

Dave Malley: PDF vs. Wsh., 1987-88

## By Defenseman

33 - Ken Daneyko: ECQF vs. Buf., 1993-94

## MOST POWER PLAY GOALS

3 - Mark Johnson: PDF vs. Wsh., 1987-88

## MOST POWER PLAY POINTS

5 - Brendan Shanahan (2g-3a): PDSF vs. Pit., 1990-91

Mark Johnson (3g-2a): PDF vs. Wsh., 1987-88

## PERIOD

## MOST GOALS

2 - Accomplished 22 times, most recently Zach Parise, 5/21/12 vs. NYR (3rd)

## MOST ASSISTS

3 - Alexander Mogilny, 4/28/01 vs. Tor. (2nd)

## MOST POINTS

4 - Alexander Mogilny (1g-3a), 4/28/01 vs. Tor. (2nd)

## DEVILS' PLAYOFF RECORD SCENARIOS

	Next Game	Series Record
When tied 0-0	20-27 in game 1	26-21
When leading 1-0	10-10 in game 2	15-5
When trailing 1-0	16-11 in game 2	11-16
When leading 2-0	6-4 in game 3	10-0
When trailing 2-0	8-3 in game 3	2-9
When tied 1-1	13-13 in game 3	14-12
When leading 2-1	7-10 in game 4	14-3
When trailing 2-1	11-10 in game 4	6-15
When leading 3-0	3-3 in game 4	6-0
When trailing 3-0	3-0 in game 4	0-3
When leading 3-1	7-3 in game 5	10-0
When trailing 3-1	3-10 in game 5	1-12
When tied 2-2	15-6 in game 5	12-9
When leading 3-2	8-10 in game 6	13-5
When trailing 3-2	5-4 in game 6	3-6
When tied 3-3	8-7 in game 7	8-7
Overall	143-131	26-21



Made for the moment.

# Made for *Jersey.*

The dreams, the hustle, the work that leads to wins. The New Jersey Devils know it takes effort to make moments that matter. As the official bank of the Devils, Citizens can help you be prepared for moments that matter to you.

Visit [citizensbank.com/devils](https://citizensbank.com/devils)

 **Citizens**<sup>®</sup>

Official Bank of the 



**Committed to Newark for more than 140 years,  
we continue to see the promise of prosperity.**



**Prudential**

**In 1875, Prudential founder John Dryden chose Newark** as the home for an idea that would change America forever: life insurance for everyday families.

**Today, we're doing more than ever to champion the aspirations** of Newark families. Through partnerships across the city, we're creating avenues for new ideas and technologies to emerge. For businesses, nonprofit organizations and educational institutions to thrive. And to help individuals achieve the promise of prosperity for generations to come.

**We began with a sense of purpose that lives on today** in our commitment to Newark and communities around the world.

**Prudential is a proud partner of the New Jersey Devils.**

***Visit [prudential.com/newark](https://prudential.com/newark)***

© 2022 Prudential, the Prudential logo and the Rock symbol are service marks of Prudential Financial, Inc. and its related entities, registered in many jurisdictions worldwide.

1044139-00001-00