



2024-25 NEW JERSEY DEVILS  
**MEDIA GUIDE**

 Prudential Center

The Devils are back!

# NOW WHAT?



Who's  
Your  
Rock?

Here's what.

It's time to score goals and get W's.

Tap into the rock-solid expertise of Prudential for an assist in reaching your financial goals, whatever they may be.

Learn more at [Prudential.com](https://www.Prudential.com)

1073831-00001-00



**Prudential**

Plan / Invest / Insure / Retire

# NEW JERSEY DEVILS

## 2024-25 MEDIA GUIDE



### TABLE OF CONTENTS

#### THE FRONT OFFICE

|                                 |       |
|---------------------------------|-------|
| Organizational Directory .....  | 3     |
| Management .....                | 4-9   |
| Coaching Staff .....            | 10-25 |
| Development Staff .....         | 26-28 |
| Scouting Staff .....            | 30-31 |
| Training/Equipment Staff .....  | 32-34 |
| Organizational Staff .....      | 36-37 |
| Communications Department ..... | 38    |

#### THE DEVILS

|                                 |         |
|---------------------------------|---------|
| Player Biographies .....        | 43-95   |
| In the System .....             | 96-103  |
| Utica Comets Stats .....        | 104-105 |
| Draft History .....             | 107-109 |
| How the Devils Were Built ..... | 110     |
| Roster .....                    | 111     |

#### 2023-24 REVIEW

|   |         |
|---|---------|
| Final NHL/Devils' Statistics .....                  | 114-115 |
| Eastern Conference Day-by-Day .....                 | 116-119 |
| Game-by-Game .....                                  | 120-121 |
| At Home/Away .....                                  | 122-123 |
| Statistical Breakdown .....                         | 124-125 |
| Scoring Breakdown .....                             | 126     |
| Injuries/Penalties/Special Teams/Back-to-Back ..... | 127-128 |
| Transactions .....                                  | 129     |
| Shootouts .....                                     | 130     |
| The Last Time In The Regular Season .....           | 131     |
| Season Highs & Lows .....                           | 132     |

#### DEVILS VS. OPPONENTS

|   |         |
|---|---------|
| 2023-24/All-Time Results/Statistics ..... | 135-197 |
|---|---------|

#### TEAM HISTORY & RECORDS

|  |         |
|--|---------|
| Season Records .....                         | 200-201 |
| All-Time Leader Board .....                  | 202     |
| Season Leaders .....                         | 203     |
| Executive Personnel .....                    | 204     |
| Coaching Records .....                       | 205     |
| Season/Coaching Records 1974-82 .....        | 206     |
| Extra Attacker .....                         | 207-208 |
| Dates in History .....                       | 210-213 |
| Alumni .....                                 | 214-233 |
| All-Time Transactions .....                  | 234-243 |
| Devils By Number .....                       | 244     |
| Retired Numbers .....                        | 245-247 |
| Award Winners .....                          | 248-249 |
| 1982-83 to 2019-20 Statistics/Results .....  | 250-286 |
| All-Star Game .....                          | 288-289 |
| Overtime/Shootout History .....              | 290-299 |
| Specialty Teams/Pen. Shots .....             | 300-301 |
| Hat Tricks .....                             | 302-303 |
| All-Time Goaltending .....                   | 304-305 |
| Shootouts .....                              | 306-307 |
| Team/Individual Regular-Season Records ..... | 308-318 |

#### PLAYOFFS

|   |         |
|---|---------|
| 2024 Stanley Cup Playoffs .....         | 320     |
| All-Time Playoff Statistics .....       | 322-325 |
| All-Time Playoff Results .....          | 326-332 |
| Playoffs/OT, ShO, Hat Tricks & PS ..... | 334-335 |
| Team/Individual Playoff Records .....   | 336-347 |

#### MISCELLANEOUS

|  |         |
|--|---------|
| 2024-25 Schedule .....                 | 2       |
| Prudential Center .....                | 40-41   |
| Season-Opening/Closing Records .....   | 109     |
| Multiple-Point Games .....             | 124     |
| Penalty Breakdown .....                | 125     |
| Babes & Seniors .....                  | 131     |
| Jersey Devil Name & Legend .....       | 295     |
| Directions to Prudential Center .....  | 333     |
| While at Prudential Center .....       | 343     |
| Devils' Playoff Record Scenarios ..... | 347     |
| Devils In the Community .....          | 350-353 |
| Medical Glossary .....                 | 354-355 |
| How to Figure .....                    | 356     |
| NHL Alignment .....                    | 357     |
| Broadcasters .....                     | 358-359 |
| Critical Dates .....                   | 361     |
| NHL PR Directory .....                 | 362     |

**Editors:** Kyle McKenna

**Assistant Editors:** Pete Albietz

Nick Blackman

Caela McLoughlin

Bill Hanousek

Megan Ley

**Photographer:** Rich Graessle, Getty Images

Andrew Maclean, New Jersey Devils

**Layout/Typesetting:** Eric M. Schwartz

Mark Lithography/Kay Printing

Clifton, NJ



# NEW JERSEY DEVILS SCHEDULE

| OCTOBER | SUN | MON | TUE | WED | THU | FRI | SAT |
|---------|-----|-----|-----|-----|-----|-----|-----|
|         |     |     | 1   | 2   | 3   | 4   | 5   |
|         |     |     |     |     |     | 7   | 8   |
|         |     |     |     |     |     | 9   | 10  |
|         |     |     |     |     |     | 11  | 12  |
|         |     |     |     |     |     | 13  | 14  |
|         |     |     |     |     |     | 15  | 16  |
|         |     |     |     |     |     | 17  | 18  |
|         |     |     |     |     |     | 19  | 20  |
|         |     |     |     |     |     | 21  | 22  |
|         |     |     |     |     |     | 23  | 24  |
|         |     |     |     |     |     | 25  | 26  |
|         |     |     |     |     |     | 27  | 28  |
|         |     |     |     |     |     | 29  | 30  |
|         |     |     |     |     |     | 31  |     |

| NOVEMBER | SUN | MON | TUE | WED | THU | FRI | SAT |
|----------|-----|-----|-----|-----|-----|-----|-----|
|          |     |     |     |     |     |     | 1   |
|          |     |     |     |     |     | 3   | 4   |
|          |     |     |     |     |     | 5   | 6   |
|          |     |     |     |     |     | 7   | 8   |
|          |     |     |     |     |     | 9   | 10  |
|          |     |     |     |     |     | 11  | 12  |
|          |     |     |     |     |     | 13  | 14  |
|          |     |     |     |     |     | 15  | 16  |
|          |     |     |     |     |     | 17  | 18  |
|          |     |     |     |     |     | 19  | 20  |
|          |     |     |     |     |     | 21  | 22  |
|          |     |     |     |     |     | 23  | 24  |
|          |     |     |     |     |     | 25  | 26  |
|          |     |     |     |     |     | 27  | 28  |
|          |     |     |     |     |     | 29  | 30  |
|          |     |     |     |     |     | 31  |     |

| DECEMBER | SUN | MON | TUE | WED | THU | FRI | SAT |
|----------|-----|-----|-----|-----|-----|-----|-----|
|          | 1   | 2   | 3   | 4   | 5   | 6   | 7   |
| 8        | 9   | 10  | 11  | 12  | 13  | 14  |     |
| 15       | 16  | 17  | 18  | 19  | 20  | 21  |     |
| 22       | 23  | 24  | 25  | 26  | 27  | 28  |     |
| 29       | 30  | 31  |     |     |     |     |     |

| JANUARY | SUN | MON | TUE | WED | THU | FRI | SAT |
|---------|-----|-----|-----|-----|-----|-----|-----|
|         |     |     |     | 1   | 2   | 3   | 4   |
|         |     |     |     |     |     | 5   |     |
|         |     |     |     |     |     | 6   |     |
|         |     |     |     |     |     | 7   |     |
|         |     |     |     |     |     | 8   |     |
|         |     |     |     |     |     | 9   |     |
|         |     |     |     |     |     | 10  |     |
|         |     |     |     |     |     | 11  |     |
|         |     |     |     |     |     | 12  |     |
|         |     |     |     |     |     | 13  |     |
|         |     |     |     |     |     | 14  |     |
|         |     |     |     |     |     | 15  |     |
|         |     |     |     |     |     | 16  |     |
|         |     |     |     |     |     | 17  |     |
|         |     |     |     |     |     | 18  |     |
|         |     |     |     |     |     | 19  |     |
|         |     |     |     |     |     | 20  |     |
|         |     |     |     |     |     | 21  |     |
|         |     |     |     |     |     | 22  |     |
|         |     |     |     |     |     | 23  |     |
|         |     |     |     |     |     | 24  |     |
|         |     |     |     |     |     | 25  |     |
|         |     |     |     |     |     | 26  |     |
|         |     |     |     |     |     | 27  |     |
|         |     |     |     |     |     | 28  |     |
|         |     |     |     |     |     | 29  |     |
|         |     |     |     |     |     | 30  |     |
|         |     |     |     |     |     | 31  |     |


| FEBRUARY | SUN | MON | TUE | WED | THU | FRI | SAT |
|----------|-----|-----|-----|-----|-----|-----|-----|
|          |     |     |     |     |     |     | 1   |
|          |     |     |     |     |     | 2   |     |
|          |     |     |     |     |     | 3   |     |
|          |     |     |     |     |     | 4   |     |
|          |     |     |     |     |     | 5   |     |
|          |     |     |     |     |     | 6   |     |
|          |     |     |     |     |     | 7   |     |
|          |     |     |     |     |     | 8   |     |
|          |     |     |     |     |     | 9   |     |
|          |     |     |     |     |     | 10  |     |
|          |     |     |     |     |     | 11  |     |
|          |     |     |     |     |     | 12  |     |
|          |     |     |     |     |     | 13  |     |
|          |     |     |     |     |     | 14  |     |
|          |     |     |     |     |     | 15  |     |
|          |     |     |     |     |     | 16  |     |
|          |     |     |     |     |     | 17  |     |
|          |     |     |     |     |     | 18  |     |
|          |     |     |     |     |     | 19  |     |
|          |     |     |     |     |     | 20  |     |
|          |     |     |     |     |     | 21  |     |
|          |     |     |     |     |     | 22  |     |
|          |     |     |     |     |     | 23  |     |
|          |     |     |     |     |     | 24  |     |
|          |     |     |     |     |     | 25  |     |
|          |     |     |     |     |     | 26  |     |
|          |     |     |     |     |     | 27  |     |
|          |     |     |     |     |     | 28  |     |
|          |     |     |     |     |     | 29  |     |
|          |     |     |     |     |     | 30  |     |

| MARCH | SUN | MON | TUE | WED | THU | FRI | SAT |
|-------|-----|-----|-----|-----|-----|-----|-----|
|       |     |     |     |     |     |     | 1   |
|       |     |     |     |     |     | 2   |     |
|       |     |     |     |     |     | 3   |     |
|       |     |     |     |     |     | 4   |     |
|       |     |     |     |     |     | 5   |     |
|       |     |     |     |     |     | 6   |     |
|       |     |     |     |     |     | 7   |     |
|       |     |     |     |     |     | 8   |     |
|       |     |     |     |     |     | 9   |     |
|       |     |     |     |     |     | 10  |     |
|       |     |     |     |     |     | 11  |     |
|       |     |     |     |     |     | 12  |     |
|       |     |     |     |     |     | 13  |     |
|       |     |     |     |     |     | 14  |     |
|       |     |     |     |     |     | 15  |     |
|       |     |     |     |     |     | 16  |     |
|       |     |     |     |     |     | 17  |     |
|       |     |     |     |     |     | 18  |     |
|       |     |     |     |     |     | 19  |     |
|       |     |     |     |     |     | 20  |     |
|       |     |     |     |     |     | 21  |     |
|       |     |     |     |     |     | 22  |     |
|       |     |     |     |     |     | 23  |     |
|       |     |     |     |     |     | 24  |     |
|       |     |     |     |     |     | 25  |     |
|       |     |     |     |     |     | 26  |     |
|       |     |     |     |     |     | 27  |     |
|       |     |     |     |     |     | 28  |     |
|       |     |     |     |     |     | 29  |     |
|       |     |     |     |     |     | 30  |     |
|       |     |     |     |     |     | 31  |     |

| APRIL | SUN | MON | TUE | WED | THU | FRI | SAT |
|-------|-----|-----|-----|-----|-----|-----|-----|
|       |     |     |     |     |     |     | 1   |
|       |     |     |     |     |     | 2   |     |
|       |     |     |     |     |     | 3   |     |
|       |     |     |     |     |     | 4   |     |
|       |     |     |     |     |     | 5   |     |
|       |     |     |     |     |     | 6   |     |
|       |     |     |     |     |     | 7   |     |
|       |     |     |     |     |     | 8   |     |
|       |     |     |     |     |     | 9   |     |
|       |     |     |     |     |     | 10  |     |
|       |     |     |     |     |     | 11  |     |
|       |     |     |     |     |     | 12  |     |
|       |     |     |     |     |     | 13  |     |
|       |     |     |     |     |     | 14  |     |
|       |     |     |     |     |     | 15  |     |
|       |     |     |     |     |     | 16  |     |
|       |     |     |     |     |     | 17  |     |
|       |     |     |     |     |     | 18  |     |
|       |     |     |     |     |     | 19  |     |
|       |     |     |     |     |     | 20  |     |
|       |     |     |     |     |     | 21  |     |
|       |     |     |     |     |     | 22  |     |
|       |     |     |     |     |     | 23  |     |
|       |     |     |     |     |     | 24  |     |
|       |     |     |     |     |     | 25  |     |
|       |     |     |     |     |     | 26  |     |
|       |     |     |     |     |     | 27  |     |
|       |     |     |     |     |     | 28  |     |
|       |     |     |     |     |     | 29  |     |
|       |     |     |     |     |     | 30  |     |

■ HOME ■ AWAY

All times are Eastern.

Most games televised over 

Games broadcast over Devils Radio Network

Nov. 12; Dec. 10; Jan. 14; Mar. 4; Mar. 13; Mar. 24 broadcast over ESPN+/Hulu

Jan. 29; Mar. 9; Mar. 26; Apr. 13; apr. 16 broadcast on TNT, truTV, MAX

Mar. 15; & Apr. 5 broadcast over ABC/ESPN+

Schedule subject to change.

Check your local listings.

For information on Devils' ticket plans, please call 1-800-NJ-DEVIL.

For individual game tickets contact Devils Black & Red Ticket Membership, presented by Citizens Bank.

1-800-745-3000

[newjerseydevils.com](http://newjerseydevils.com) • [prucenter.com](http://prucenter.com) • [ticketmaster.com](http://ticketmaster.com)

# NEW JERSEY DEVILS

|   |                      |
|---|----------------------|
| Managing Partner/Vice Chairman/Alternate Governor | David Blitzer        |
| Co-Managing Partner/Chairman/Governor             | Josh Harris          |
| Chief Executive Officer, HBSE/Alternate Governor  | Thaddeus "Tad" Brown |
| President/General Manager                         | Tom Fitzgerald       |
| Executive Vice President, Hockey Operations       | Martin Brodeur       |
| Senior Vice President/Assistant General Manager   | Dan MacKinnon        |
| Assistant General Manager                         | Kate Madigan         |
| President, New Jersey Devils                      | Jake Reynolds        |

## COACHING & DEVELOPMENT

Head Coach  
**Sheldon Keefe**  
 Assistant Coaches  
**Jeremy Colliton, Ryan McGill**  
**Chris Taylor, Sergei Brylin**  
 Goaltending Coach  
**Dave Rogalski**  
 Head Amateur Goaltending Scout/  
 Development Coach  
**Manny Legace**  
 Development Coaches  
**Eric Weinrick, Mark Voakes**  
 European Development Coach  
**Esa Pines**  
 Skills Development Coordinator  
**Ryan Murphy**  
 Skating Coach  
**Angelo Serse**

## SCOUTING

Chief Scout, Amateur Scouting  
**Mark Dennehy**  
 Vice President, Amateur Scouting  
**Paul Castron**  
 Manager, Amateur Scouting Operations  
**Dakota Keene**  
 Head of U.S. Scouting  
**Scott Lachance**  
 Head of CHL Scouting  
**Greg Royce**  
 Amateur Scouting Staff  
**Patrick Charbonneau, Joe Ferras,**  
**Mike Ronney, Mike Sdao,**  
**Steve Smith, Mike Yandle**  
 Head of European Scouting  
**Niklas Evertsson**  
 European Goaltending Scout  
**Anders Nilsson**  
 Amateur Scouting Staff - Europe  
**Misha Manchik, Sergei Nemchinov**  
**Tom Siniisalo, Vaclav Slansky, Jr.**  
 Head Pro Scout  
**Al Santilli**  
 Manager, Pro Scouting Operations/Pro Scout  
**Ryan Breen**  
 Head of Free Agent Scouting/Recruitment  
**Jim Nil**  
 Pro Scouting Staff  
**Peter Horachek, Geoff Sanderson**  
**Andre Savard, Brian Strait, Nick Vitucci**  
 U.S. College Scout  
**Ryan Fitzgerald**

## ATHLETE CARE STAFF

Sr. VP, Player Development and Performance  
**Dr. Angus Mugford**  
 Vice President, Athlete Care  
**Chris Stackpole, PT, DPT, SCS, ATC, CSCS**  
 Head Athletic Trainer  
**Scott Stanhibel, MED, ATC**  
 Head Physical Therapist/Asst. Athletic Trainer  
**Michael Coyne, PT, DPT, ATC, CSCS**  
 Physical Therapist/Asst. Athletic Trainer  
**Colin Dietze**  
 Strength and Conditioning Coach  
**Joe Lorincz, M. ED.**  
 Sports Scientist and Performance Coach  
**Steve Nightingale**  
 Head Massage Therapist  
**Brian Smith**  
 Chief Medical Officer  
**Dr. Jonathan L. Glashow**  
 Team Medical Director/Internist  
**Dr. Michael Farber**  
 Team Orthopedic Surgeon  
**Dr. Guillem Gonzalez-Lomas**  
 Sport Dietician  
**Amy Marteney**  
 Player Development Analyst  
**Maie Rennick**

## EQUIPMENT STAFF

Head Equipment Manager  
**Chris Scoppetto**  
 Assistant Equipment Managers  
**Andrew Schmidt, Brent Overkamp**  
**Bobby Giuliano**

## HOCKEY ANALYTICS

Senior Vice President,  
 Hockey Strategy & Analytics  
**Tyler Dellow**  
 Director, Hockey Analytics  
**Matt Cane**  
 Senior Data Scientist  
**Jared Lunsford**  
 Senior Software Developer  
**Jon Fung**  
 Software Developer  
**Craig Lewis**  
 Hockey Analyst  
**Carleen Markey**

## UTICA COMETS HOCKEY PERSONNEL

Head Coach, Utica  
**Kevin Dineen**  
 Assistant Coaches, Utica  
**Ryan Parent**  
**David Cunniff**  
 Goaltending Coach, Utica  
**Brian Eklund**  
 Video Coach  
**Brian Suslow**  
 Director Athlete Care, Utica  
**Katie Davis**  
 Head of Medical Care & Rehabilitation, Utica  
**Matt Salmen**  
 Assistant Athletic Trainer/  
 Physical Therapist, Utica  
**Molly Harkins**  
 Head Strength & Conditioning Coach/  
 Sport Scientist, Utica  
**Matias Sarvela**  
 Equipment Manager, Utica  
**Damion Parmalee**  
 Assistant Equipment Manager, Utica  
**Aaron Hoffmeyer**  
 TV/Radio Broadcaster,  
 Director of Communications  
**Jason Shaya**

## EXECUTIVE VICE PRESIDENT/ GENERAL MANAGER'S OFFICE

Senior Advisor to President,  
 Hockey Operations & General Manager  
**Chuck Fletcher**  
 Advisor, Hockey Operations  
**Andy Greene**  
 Director of Hockey Administration  
**Marie Carnevale**  
 Director of Hockey Finance  
**Kristin Farina**  
 Director, Hockey Operations/  
 Assistant General Manager, Utica Comets  
**Scott Litwack**  
 Director, Team Management/  
 Executive Assistant to the President/GM  
**Christine Garcia**  
 Facilitator, Hockey Information and Operations  
**James Lipscomb**  
 Executive Assistant to Martin Brodeur  
**Pat Maione**

## COMMUNICATIONS & TEAM OPERATIONS

Senior Vice President,  
 Communications/Team Operations  
 New Jersey Devils & Prudential Center  
**Pete Albietz**  
 Senior Manager, Team Operations &  
 Hockey Communications  
**Nick Blackman**  
 Manager, Player, Family & Alumni Initiatives  
**Caela McLoughlin**  
 Manager, Hockey Information and Publications  
**Kyle McKenna**  
 Manager, Entertainment Communications/  
 Prudential Center  
**Bill Hanousek**  
 Corporate Communications Manager  
**Megan Ley**


## TELEVISION/DIGITAL & RADIO

Television Outlet  
**MSG Sportsnet (MSGSN)**  
 Television Broadcasters  
**Bill Spaulding, Play-by-Play**  
**Ken Daneyko, Color**  
 Studio Host  
**TBD**  
 Analyst  
**Bryce Salvador**  
 Digital Radio Outlet  
**Devils Hockey Network**  
 Digital Radio Broadcasters  
**Matt Loughlin, Play-by-Play**  
**Glenn "Chico" Resch, Color**

Seating Capacity  
**16,514**  
 Dimensions of Rink  
**200 feet x 85 feet**  
 Club Colors  
**Red, Black & White**  
 Practice Rink  
**RWJBarnabas Health Hockey House**  
**at Prudential Center**

## PRUDENTIAL CENTER

25 Lafayette Street  
 Newark, NJ 07102  
 Phone: (973) 757-6100 • Fax: (973) 757-6399  
[newjerseydevils.com](http://newjerseydevils.com)  
[DevilsMedia.Wordpress.com](http://DevilsMedia.Wordpress.com)  
[twitter.com/njdevilspr](https://twitter.com/njdevilspr)  
[facebook.com/njdevils](https://facebook.com/njdevils)  
[twitter.com/njdevilspr](https://twitter.com/njdevilspr)  
[prucenter.com](http://prucenter.com)

**TOM FITZGERALD****PRESIDENT, HOCKEY OPERATIONS/GENERAL MANAGER**

Fitzgerald, 55, was named full-time General Manager on July 9, 2020; previously took over as interim General Manager on January 12, 2020. He was promoted to President on January 23, 2024. He successfully served in that role running the team's hockey operations department, trade deadline and coaching search. Entering his fourth full NHL season, and fifth overall, Fitzgerald has focused on building a young, dynamic core supported by players, coaches and executives with playoff and Stanley Cup Championship pedigree. He has added key personnel in Athlete Care, Player Development, Analytics, Scouting and Hockey Operations management to create organizational synergy and the support required to return New Jersey to the days of being a consistent Stanley Cup contender. On April 12, 2024, Team U.S.A. named Fitzgerald Assistant General Manager for the NHL's Four Nations tournament in February 2025 and the 2026 Winter Olympic Games.

Fitzgerald retired as an NHL player following the 2005-06 season and began his post-playing career in 2007-08 when he joined Pittsburgh's staff as the Director of Player Development. He was named Assistant Coach on February 15, 2009, where he was instrumental in helping the Penguins win the 2009 Stanley Cup Championship. In the summer of 2009, he was promoted to the position of Assistant to the General Manager, where he served for five years. He was promoted to the position of Assistant General Manager of the Penguins on June 6, 2014. He became New Jersey's Assistant General Manager on July 24, 2015. A forward, Fitzgerald's professional playing career spanned 17 seasons in both the AHL and NHL. He posted 139 goals and 190 assists for 329 points and 776 penalty minutes in 1,097 career NHL appearances with the NY Islanders, Florida, Colorado, Nashville, Chicago, Toronto and Boston. Fitzgerald added 7g-12a-19pts and 90 PIM in 78 career playoff games, including a trip with the Panthers to the 1996 Stanley Cup Finals.

Born August 28, 1968 in Billerica, MA, he served as Predators' team captain during each of their first four seasons in the league. Fitzgerald also saw action at the AHL level with both Springfield (1988-89 & 1989-90) and Capital District (1990-91 & 1991-92). He was selected by the Islanders in the first round, 17th overall, of the 1986 NHL Entry Draft. Fitzgerald represented Team USA at two World Championships (1989 & 1991), as well as the 1987 World Junior Championships. He played two seasons, 1986-87 and 1987-88, at Providence College (HE). Tom and his wife, Kerry, have four sons: Ryan (a U.S. College Scout in Devils' organization), Casey (a defenseman in the Rangers' organization), Jack (a marketing executive in the Boston area) and Brendan (a defenseman at the University of New Hampshire).

## PLAYING RECORD

| YEAR    | TEAM              | LEAGUE | REGULAR SEASON |            |            |            |            | PLAYOFFS  |          |           |           |           |
|---------|-------------------|--------|----------------|------------|------------|------------|------------|-----------|----------|-----------|-----------|-----------|
|         |                   |        | GP             | G          | A          | PTS        | PIM        | GP        | G        | A         | PTS       | PIM       |
| 1986-87 | Providence        | HE     | 27             | 8          | 14         | 22         | 22         | -         | -        | -         | -         | -         |
|         | United States     | WJC-A  | 7              | 3          | 0          | 3          | 2          | -         | -        | -         | -         | -         |
| 1987-88 | Providence        | HE     | 36             | 19         | 15         | 34         | 50         | -         | -        | -         | -         | -         |
| 1988-89 | Springfield       | AHL    | 61             | 24         | 18         | 42         | 43         | -         | -        | -         | -         | -         |
|         | NY Islanders      | NHL    | 23             | 3          | 5          | 8          | 10         | -         | -        | -         | -         | -         |
|         | United States     | WC-A   | 10             | 0          | 2          | 2          | 12         | -         | -        | -         | -         | -         |
| 1989-90 | Springfield       | AHL    | 53             | 30         | 23         | 53         | 32         | 14        | 2        | 9         | 11        | 13        |
|         | NY Islanders      | NHL    | 19             | 2          | 5          | 7          | 4          | 4         | 1        | 0         | 1         | 4         |
| 1990-91 | Capital District  | AHL    | 27             | 7          | 7          | 14         | 50         | -         | -        | -         | -         | -         |
|         | NY Islanders      | NHL    | 41             | 5          | 5          | 10         | 24         | -         | -        | -         | -         | -         |
|         | United States     | WC-A   | 10             | 1          | 0          | 1          | 6          | -         | -        | -         | -         | -         |
| 1991-92 | Capital District  | AHL    | 4              | 1          | 1          | 2          | 4          | -         | -        | -         | -         | -         |
|         | NY Islanders      | NHL    | 45             | 6          | 11         | 17         | 28         | -         | -        | -         | -         | -         |
| 1992-93 | NY Islanders      | NHL    | 77             | 9          | 18         | 27         | 34         | 18        | 2        | 5         | 7         | 18        |
| 1993-94 | Florida           | NHL    | 83             | 18         | 14         | 32         | 54         | -         | -        | -         | -         | -         |
| 1994-95 | Florida           | NHL    | 48             | 3          | 13         | 16         | 31         | -         | -        | -         | -         | -         |
| 1995-96 | Florida           | NHL    | 82             | 13         | 21         | 34         | 75         | 22        | 4        | 4         | 8         | 34        |
| 1996-97 | Florida           | NHL    | 71             | 10         | 14         | 24         | 64         | 5         | 0        | 1         | 1         | 0         |
| 1997-98 | Florida           | NHL    | 69             | 10         | 5          | 15         | 57         | -         | -        | -         | -         | -         |
|         | Colorado          | NHL    | 11             | 2          | 1          | 3          | 22         | 7         | 0        | 1         | 1         | 20        |
| 1998-99 | Nashville         | NHL    | 80             | 13         | 19         | 32         | 48         | -         | -        | -         | -         | -         |
| 1999-00 | Nashville         | NHL    | 82             | 13         | 9          | 22         | 66         | -         | -        | -         | -         | -         |
| 2000-01 | Nashville         | NHL    | 82             | 9          | 9          | 18         | 71         | -         | -        | -         | -         | -         |
| 2001-02 | Nashville         | NHL    | 63             | 7          | 9          | 16         | 33         | -         | -        | -         | -         | -         |
|         | Chicago           | NHL    | 15             | 1          | 3          | 4          | 6          | 5         | 0        | 0         | 0         | 4         |
| 2002-03 | Toronto           | NHL    | 66             | 4          | 13         | 17         | 57         | 7         | 0        | 1         | 1         | 4         |
| 2003-04 | Toronto           | NHL    | 69             | 7          | 10         | 17         | 52         | 10        | 0        | 0         | 0         | 6         |
| 2004-05 | D                 | I      | D              | N          | O          | T          | P          | L         | A        | Y         | -         |           |
| 2005-06 | Boston            | NHL    | 71             | 4          | 6          | 10         | 40         | -         | -        | -         | -         | -         |
|         | <b>NHL TOTALS</b> |        | <b>1097</b>    | <b>139</b> | <b>190</b> | <b>329</b> | <b>776</b> | <b>78</b> | <b>7</b> | <b>12</b> | <b>19</b> | <b>90</b> |

Claimed by Florida from NY Islanders in Expansion Draft, June 24, 1993. Traded to Colorado by Florida for the rights to Mark Parrish and Anaheim's third-round choice (Lance Ward) in 1998 Entry Draft, March 24, 1998. Signed as a free agent by Nashville, July 6, 1998. Traded to Chicago by Nashville for Chicago's fourth-round choice (later traded to Anaheim-Nathan Saunders) in 2003 Entry Draft and future considerations, March 13, 2002. Signed as a free agent by Toronto, July 17, 2002. Signed as a free agent by Boston, July 28, 2004.



**MARTIN BRODEUR****EXECUTIVE VICE PRESIDENT, HOCKEY OPERATIONS**

Brodeur is currently Executive Vice President, to Hockey Operations, a position he was named to on January 12, 2020 by Managing Partners Josh Harris and David Blitzer. He signed a multi-year contract extension with the organization on November 10, 2022. He supports Executive Vice President/General Manager Tom Fitzgerald on improving the entire organization including development, scouting, personnel, goaltending and specific needs around the hockey operations department. For two seasons, 2018-19 and into 2019-20, Brodeur served as Executive Vice President of Business Development for the New Jersey Devils. He was named to the role on August 29, 2018 and reported to former President Hugh Weber as he worked

across all departments to identify, capitalize and develop on business opportunities for the Devils, Prudential Center and the outlying community. During his time with the organization's front office, he has created the MB30 Charity Golf Invitational which annually benefits the Devils Youth Foundation. The position marked Brodeur's return to the Devils' organization.

Brodeur, 50, is considered the best goaltender in National Hockey League history and was named to the NHL's list of 100 Greatest Players in 2017. He played 22 years in the National Hockey League, 21 of those with New Jersey. He anchored all three of the Devils' Stanley Cup Championships, leading them to the top of the league in 1995, 2000 and 2003. He backstopped the team to five Eastern Conference titles, and a total of 17 playoff appearances. In 205 career playoff games, Brodeur went 113-91 with a 2.02 GAA and .919 save percentage, and posted 24 shutouts. Brodeur's name is etched throughout the NHL's record books and he currently sits atop numerous categories, including: regular season wins (691), single season wins (48, '06-'07), overtime wins (69), games played (1,266), games played with a single team (1,260), regular season shutouts (125), playoff shutouts (24), minutes played (74,083), 40-win seasons (8), 30-win seasons (13), shutouts in a playoff campaign (7, '03) and shutouts in a Stanley Cup final (tie: 3, '03). He is the youngest goalie to reach 300, 400 and 500 career wins, and is the only goalie to reach 600 career wins. During his Devils career, Brodeur was named to the 1994 All-Rookie Team and won the Calder Memorial Trophy for the League's top first year player; he won the Vezina Trophy as the League's top goaltender four times; he was awarded the William M. Jennings Trophy for fewest team goals against five times; and was named to the NHL's First All-Star Team twice and Second All-Star Team four times, appearing in a total of 10 NHL All-Star Games. Brodeur's legendary career began at the 1990 NHL Entry Draft when the Devils selected him with the 20th overall pick. Internationally, Brodeur has competed for Team Canada in three Olympic Winter Games, winning Gold in 2002 and 2010. In the IIHF World Championships, Brodeur led Team Canada to Silver in 1996 and 2005, while leading his countrymen to the championship title in the 2004 World Cup of Hockey.

Brodeur retired from professional hockey on January 29, 2015 after a six-game tenure with the St. Louis Blues. Following his retirement, Brodeur joined the Blues' front office and most recently served as Assistant General Manager. His No. 30 was retired by New Jersey on February 9, 2016, he is honored with his statue outside of Prudential Center in Newark. He was inducted into the Hockey Hall of Fame on November 12, 2018.



## NHL PLAYING RECORD

| YEAR                 | TEAM      | LEAGUE | REGULAR SEASON |            |            |            |              |             |            | PLAYOFFS    |            |            |           |              |            |           |             |
|----------------------|-----------|--------|----------------|------------|------------|------------|--------------|-------------|------------|-------------|------------|------------|-----------|--------------|------------|-----------|-------------|
|                      |           |        | GP             | W          | L          | O/T        | MIN          | GA          | SO         | AVG         | GP         | W          | L         | MIN          | GA         | SO        | AVG         |
| 1991-92              | DEVILS    | NHL    | 4              | 2          | 1          | 0          | 179          | 10          | 0          | 3.36        | 1          | 0          | 1         | 32           | 3          | 0         | 5.61        |
| 1993-94              | DEVILS    | NHL    | 47             | 27         | 11         | 8          | 2625         | 105         | 3          | 2.40        | 17         | 8          | 9         | 1171         | 38         | 1         | 1.95        |
| 1994-95              | DEVILS    | NHL    | 40             | 19         | 11         | 6          | 2184         | 89          | 3          | 2.44        | 20         | 16         | 4         | 1222         | 34         | 3         | 1.67        |
| 1995-96              | DEVILS    | NHL    | 77             | 34         | 30         | 12         | 4433         | 173         | 6          | 2.34        | -          | -          | -         | -            | -          | -         | -           |
| 1996-97              | DEVILS    | NHL    | 67             | 37         | 14         | 13         | 3838         | 120         | 10         | 1.88        | 10         | 5          | 5         | 659          | 19         | 2         | 1.73        |
| 1997-98              | DEVILS    | NHL    | 70             | 43         | 17         | 8          | 4128         | 130         | 10         | 1.89        | 6          | 2          | 4         | 366          | 12         | 0         | 1.97        |
| 1998-99              | DEVILS    | NHL    | 70             | 39         | 21         | 10         | 4239         | 162         | 4          | 2.29        | 7          | 3          | 4         | 425          | 20         | 0         | 2.83        |
| 1999-00              | DEVILS    | NHL    | 72             | 43         | 20         | 8          | 4312         | 161         | 6          | 2.24        | 23         | 16         | 7         | 1450         | 39         | 2         | 1.61        |
| 2000-01              | DEVILS    | NHL    | 72             | 42         | 17         | 11         | 4297         | 166         | 9          | 2.32        | 25         | 15         | 10        | 1505         | 52         | 4         | 2.07        |
| 2001-02              | DEVILS    | NHL    | 73             | 38         | 26         | 9          | 4347         | 156         | 4          | 2.15        | 6          | 2          | 4         | 381          | 9          | 1         | 2.07        |
| 2002-03              | DEVILS    | NHL    | 73             | 41         | 23         | 9          | 4374         | 147         | 9          | 2.02        | 24         | 16         | 8         | 1491         | 41         | 7         | 1.65        |
| 2003-04              | DEVILS    | NHL    | 75             | 38         | 26         | 11         | 4555         | 154         | 11         | 2.03        | 5          | 1          | 4         | 298          | 13         | 0         | 2.62        |
| 2005-06              | DEVILS    | NHL    | 73             | 43         | 23         | 7          | 4365         | 187         | 5          | 2.57        | 9          | 5          | 4         | 533          | 20         | 1         | 2.25        |
| 2006-07              | DEVILS    | NHL    | 78             | 48         | 23         | 7          | 4697         | 171         | 12         | 2.18        | 11         | 5          | 6         | 688          | 28         | 1         | 2.44        |
| 2007-08              | DEVILS    | NHL    | 77             | 44         | 27         | 6          | 4635         | 168         | 4          | 2.17        | 5          | 1          | 4         | 301          | 16         | 0         | 3.19        |
| 2008-09              | DEVILS    | NHL    | 31             | 19         | 9          | 3          | 1814         | 73          | 5          | 2.42        | 7          | 3          | 4         | 427          | 17         | 1         | 2.39        |
| 2009-10              | DEVILS    | NHL    | 77             | 45         | 25         | 6          | 4499         | 168         | 9          | 2.24        | 5          | 1          | 4         | 299          | 15         | 0         | 3.01        |
| 2010-11              | DEVILS    | NHL    | 56             | 23         | 26         | 3          | 3116         | 127         | 6          | 2.45        | -          | -          | -         | -            | -          | -         | -           |
| 2011-12              | DEVILS    | NHL    | 59             | 31         | 21         | 4          | 3392         | 136         | 3          | 2.41        | 24         | 14         | 9         | 1471         | 52         | 1         | 2.12        |
| 2012-13              | DEVILS    | NHL    | 29             | 13         | 9          | 7          | 1757         | 65          | 2          | 2.22        | -          | -          | -         | -            | -          | -         | -           |
| 2013-14              | DEVILS    | NHL    | 39             | 19         | 14         | 6          | 2297         | 96          | 3          | 2.51        | -          | -          | -         | -            | -          | -         | -           |
| 2014-15              | St. Louis | NHL    | 7              | 3          | 3          | 0          | 356          | 17          | 1          | 2.87        | -          | -          | -         | -            | -          | -         | -           |
| <b>DEVILS TOTALS</b> |           |        | <b>1259</b>    | <b>688</b> | <b>394</b> | <b>154</b> | <b>74083</b> | <b>2764</b> | <b>124</b> | <b>2.24</b> | <b>205</b> | <b>113</b> | <b>91</b> | <b>12719</b> | <b>428</b> | <b>24</b> | <b>2.02</b> |
| <b>NHL TOTALS</b>    |           |        | <b>1266</b>    | <b>691</b> | <b>397</b> | <b>154</b> | <b>74439</b> | <b>2781</b> | <b>125</b> | <b>2.24</b> | <b>205</b> | <b>113</b> | <b>91</b> | <b>12719</b> | <b>428</b> | <b>24</b> | <b>2.02</b> |

QMJHL All-Rookie Team (1990) • QMJHL Second All-Star Team (1992) • Won Calder Memorial Trophy (Top NHL Rookie) (1994) • NHL/Upper Deck All-Rookie Team (1994) • Won William M. Jennings Trophy (Fewest Team Goals Allowed) (1997, 1998, 2003, 2004, 2010) • NHL Second All-Star Team (1997, 1998, 2006, 2008) • Played in NHL All-Star Game (1996 to 2001, 2003, 2004, 2007) • Won Vezina Trophy (Top NHL Goaltender) (2003, 2004, 2007, 2008) • NHL First All-Star Team (2003, 2004, 2007) • World Cup All-Tournament Team (2004) • Inducted into the Hockey Hall of Fame (2018)



**DAN MacKINNON****SR. VICE PRESIDENT/ASSISTANT GENERAL MANAGER**

Named Senior Vice President/Assistant General Manager September, 2019. Completed eighth season with the Devils' organization. Has served as General Manager of the club's American Hockey League franchise, Utica Comets, for the past two seasons. Served as general manager for franchise's AHL affiliation for the past three-plus seasons. Works closely with the organization's hockey operations and pro/amateur scouting staffs regarding player evaluation, analytics, acquisition and draft preparation.

Spent the previous 10 seasons (2006-2016) with the Pittsburgh Penguins, including the last seven as director of player personnel; served in that role for the 2016 Stanley Cup Championship team. He oversaw all the Penguins' professional and amateur scouting operations in North America and Europe. Director of Pro Scouting for Pittsburgh when Penguins won the 2009 Stanley Cup; spent two seasons as director of professional scouting, and joined the organization as a scout in 2006. From 2000-2006, was with the Nashville Predators where he worked with Ray Shero, serving as a professional scout (four years) and scouting coordinator (two years). He also worked in the league office for the American Hockey League and for the Mississauga Ice Dogs (OHL).

Prior to pro career, MacKinnon served as an assistant coach for Ohio University's (ACHA) hockey team, where he worked to receive a master's degree in Athletic Administration. MacKinnon played three seasons of Canadian college hockey, one with Mount Allison University (AUAA) in 1994-95 and two with the University of Waterloo (OUAA) from 1996-98. He was named an Academic All-Canadian during his senior season at Waterloo, 1997-98. Played junior hockey in Pembroke (CJHL, 1991-93) and Kingston (MetJHL, 1993-94). 50-years-old, lives in Plymouth, MI with his wife Robin. His son, Will, graduated from University of New Hampshire where he served as team captain and now plays pro hockey in the Devils' organization. His daughter, Maggie, recently graduated Michigan State University.

**KATE MADIGAN**  
**ASSISTANT GENERAL MANAGER**



On July 6, 2022, Madigan became the first female Assistant General Manager in New Jersey franchise history and sixth in NHL history. Madigan serves as part of the small group that Fitzgerald leans on for key input, strategy and decision making which includes roster construction at the pro and amateur levels, transactions, hockey personnel decisions, athlete care, team operations, facilities management, budget and as part of the team's management travel party.

Madigan was promoted from her role as Executive Director, Hockey Management/Operations, which she was in the fall of 2020. She previously served as Assistant, Player Information/Video from 2017-19, and was Director of Pro Scouting Operations for two seasons (2019-20 and 2020-21). Previously, Madigan oversaw the scheduling and reports for the pro scouting staff, while working with the coaches, management, and video staff throughout the year.

Madigan holds a master's in accounting and a bachelor's in business administration from Northeastern University. She has lent her time to events for Women's Sports Foundation and Women in Sports & Events. In 2022, completed a TEDxBoston talk on her work in the Devils front office, titled: In the Sports Management Suite, The Present is Female. She is passionate about advancing the equality of women in sports and has lent her time to events for Women's Sports Foundation and Northeastern Athletics, where she was a part of the Track & Field team as a Hurdler & Sprinter.

## **SHELDON KEEFE**

### **HEAD COACH**



Keefe, 43, joins New Jersey after spending the last five seasons as head coach of the Toronto Maple Leafs since 2019-20, when he took over the head coaching job in Toronto on Nov. 20, 2019. He recorded a 212-97-40 career record (.665 pts%) during his tenure with the Maple Leafs and his regular season win total ranks fifth all-time in Toronto's franchise history. His points percentage places him first among all head coaches in Toronto's franchise history. Keefe was the second fastest coach in NHL history (tie, B. Boudreau) to accumulate 200 wins in an NHL career, behind Dan Bylsma with Pittsburgh. He led Toronto to five consecutive postseason appearances and earned a 16-21 record in 37 career Stanley Cup Playoff games.

In 2021-22, under Keefe, the Maple Leafs set a single-season franchise record with 54 wins and 115 points, while also winning 50+ games in consecutive years from 2021-22 to 2022-23. His teams did not register a points percentage lower than .622 in any season. Toronto's 1,239 goals scored under Keefe's guidance ranked second in the NHL behind only Colorado (1,241). Toronto's power play finished first in the NHL (27.3%) in 2021-22, which also set a Toronto franchise record. The team's overall 24.9 power-play percentage under Keefe ranked second in the NHL behind Edmonton (28.2%).

Before joining the Maple Leafs, Keefe was head coach for Toronto's American Hockey League affiliate, the Marlies from 2015-16 until his promotion to the NHL in November 2019. Keefe earned a career 199-89-22-9 regular-season record in the AHL with the Marlies and led the team to its first-ever Calder Cup Championship in 2018. The Marlies also won the Macgregor Kilpatrick Trophy as AHL regular season champions on two occasions (2016 & 2018).

A native of Brampton, Ontario, he began his coaching and front office career in 2006-07 with Pembroke of the Central Canada Hockey League (CCHL). Keefe led Pembroke to a CCHL title in his first season, where he served as head coach and general manager. Overall, Pembroke won five consecutive CCHL titles from 2006-07 to 2010-11 with Keefe serving in a management and coaching capacity. Keefe continued his coaching career with Sault. Ste. Marie of the Ontario Hockey League (OHL) from 2012-13 to 2014-15, and the team clinched postseason berths in all three seasons.

As a player, Keefe was selected by Tampa Bay in the second round, 47th overall, in the 1999 NHL Draft. The right wing played in 125 career NHL games with Tampa Bay from 2000-01 to 2002-03. Keefe totaled 120 career games at the AHL level (2001-02 to 2004-05) with Springfield, Hershey, and Utah. He also played in 13 games during the 2000-01 season with Detroit of the International Hockey League (IHL).

Keefe played three seasons in the OHL with Toronto and Barrie, where he was named OHL Rookie of the Year in 1999 with Barrie. He also helped Barrie win an OHL title in 2000 when he won the Eddie Powers Trophy as the league's top scorer with 121 points (48g-73a).

Keefe and his wife Jackie have two sons, Landon and Wyatt.

**COACHING RECORD**

| YEAR    | TEAM              | LEAGUE | REGULAR SEASON  |            |           |           |            | PLAYOFFS     |                  |           |           |              |
|---------|-------------------|--------|-----------------|------------|-----------|-----------|------------|--------------|------------------|-----------|-----------|--------------|
|         |                   |        | GC              | W          | L         | OT        | PTS        | PCT          | GC               | W         | L         | PCT          |
| 2005-06 | Pembroke          | CJHL   | Assistant Coach |            |           |           |            |              |                  |           |           |              |
| 2006-07 | Pembroke          | CJHL   | 55              | 41         | 10        | 4         | 86         | .783         | Won championship |           |           |              |
| 2007-08 | Pembroke          | CJHL   | GM/Head Coach   |            |           |           |            |              |                  |           |           |              |
| 2008-09 | Pembroke          | CJHL   | GM/Head Coach   |            |           |           |            |              |                  |           |           |              |
| 2009-10 | Pembroke          | CJHL   | GM/Head Coach   |            |           |           |            |              |                  |           |           |              |
| 2010-11 | Pembroke          | CJHL   | GM/Head Coach   |            |           |           |            |              |                  |           |           |              |
| 2011-12 | Pembroke          | CJHL   | GM/Head Coach   |            |           |           |            |              |                  |           |           |              |
| 2012-13 | Pembroke          | CCHL   | GM/Head Coach   |            |           |           |            |              |                  |           |           |              |
|         | Soo               | OHL    | -               | -          | -         | -         | -          | -            |                  |           |           |              |
| 2013-14 | Soo               | OHL    | 68              | 44         | 17        | 7         | 102        | 0.699        |                  |           |           |              |
| 2014-15 | Soo               | OHL    | 68              | 54         | 12        | 2         | 112        | 0.809        |                  |           |           |              |
| 2015-16 | Toronto           | AHL    | 76              | 54         | 16        | 6         | 114        | 0.750        | 15               | 8         | 7         | .533         |
| 2016-17 | Toronto           | AHL    | 76              | 42         | 29        | 4         | 89         | 0.586        | 11               | 6         | 5         | 0.545        |
| 2017-18 | Toronto*          | AHL    | 76              | 54         | 18        | 2         | 112        | 0.737        | 20               | 15        | 5         | 0.750        |
| 2018-19 | Toronto           | AHL    | 76              | 39         | 24        | 13        | 91         | 0.599        | 13               | 9         | 4         | 0.692        |
| 2019-20 | Toronto           | AHL    | 15              | 10         | 2         | 3         | 23         | 0.767        | -                | -         | -         | -            |
|         | Toronto           | NHL    | 47              | 27         | 15        | 5         | 59         | 0.628        | 5                | 2         | 3         | 0.400        |
| 2020-21 | Toronto           | NHL    | 56              | 35         | 14        | 7         | 77         | 0.688        | 7                | 3         | 4         | 0.429        |
| 2021-22 | Toronto           | NHL    | 82              | 54         | 21        | 7         | 115        | 0.701        | 7                | 3         | 4         | 0.429        |
| 2022-23 | Toronto           | NHL    | 82              | 50         | 21        | 11        | 111        | 0.677        | 11               | 5         | 6         | 0.455        |
| 2023-24 | Toronto           | NHL    | 82              | 46         | 26        | 10        | 102        | 0.622        | 7                | 3         | 4         | 0.429        |
|         | <b>NHL TOTALS</b> |        | <b>349</b>      | <b>212</b> | <b>97</b> | <b>40</b> | <b>464</b> | <b>0.665</b> | <b>37</b>        | <b>16</b> | <b>21</b> | <b>0.432</b> |

\*Won Calder Cup Trophy

**PROFESSIONAL PLAYING RECORD**

| YEAR    | TEAM                 | LEAGUE | REGULAR SEASON |           |           |           |           | PLAYOFFS |          |          |          |          |
|---------|----------------------|--------|----------------|-----------|-----------|-----------|-----------|----------|----------|----------|----------|----------|
|         |                      |        | GP             | G         | A         | PTS       | PIM       | GP       | G        | A        | PTS      | PIM      |
| 1998-99 | Toronto St. Michaels | OHL    | 38             | 37        | 37        | 74        | 80        | -        | -        | -        | -        | -        |
| 1998-99 | Barrie               | OHL    | 28             | 14        | 28        | 42        | 60        | 10       | 5        | 5        | 10       | 31       |
| 1999-00 | Barrie*              | OHL    | 66             | 48        | 73        | 121       | 95        | 25       | 10       | 13       | 23       | 41       |
| 2000-01 | Detroit              | IHL    | 13             | 7         | 5         | 12        | 23        | -        | -        | -        | -        | -        |
|         | Tampa Bay            | NHL    | 49             | 4         | 0         | 4         | 38        | -        | -        | -        | -        | -        |
| 2001-02 | Tampa Bay            | NHL    | 39             | 6         | 7         | 13        | 16        | -        | -        | -        | -        | -        |
|         | Springfield          | AHL    | 24             | 9         | 9         | 18        | 26        | -        | -        | -        | -        | -        |
| 2002-03 | Tampa Bay            | NHL    | 37             | 2         | 5         | 7         | 24        | -        | -        | -        | -        | -        |
|         | Springfield          | AHL    | 33             | 16        | 15        | 31        | 28        | 6        | 0        | 0        | 0        | 4        |
| 2003-04 | Hershey              | AHL    | 59             | 16        | 16        | 32        | 82        | -        | -        | -        | -        | -        |
| 2004-05 | Utah                 | AHL    | 4              | 0         | 1         | 1         | 0         | -        | -        | -        | -        | -        |
|         | <b>NHL TOTALS</b>    |        | <b>149</b>     | <b>11</b> | <b>21</b> | <b>32</b> | <b>48</b> | <b>2</b> | <b>0</b> | <b>0</b> | <b>0</b> | <b>2</b> |

\*Won championship



**JEREMY COLLITON**  
**ASSISTANT COACH**

Colliton, 39, was named an assistant coach to join head coach Sheldon Keefe's staff on June 11, 2024. Colliton completed the on-ice coaching staff which includes fellow assistants Ryan McGill, Chris Taylor, Sergei Brylin, and Goaltending Coach Dave Rogalski.

Colliton was most recently head coach of the Abbotsford Canucks, Vancouver's AHL affiliate, for the past two seasons. In his two regular seasons at the helm of Abbotsford, he posted identical records of 40-25-7 and led them to the Calder Cup Playoffs.

Colliton also has head coaching experience in the National Hockey League, serving as the head coach of the Chicago Blackhawks for parts of four seasons (2018-19 to 2021-22). At the time of his hiring, he was the youngest coach in the NHL and over his tenure guided the Blackhawks to a record of 87-92-26 (.488 points %). At the time of his hiring by the Blackhawks on November 6, 2018, Colliton was coaching his second season with their AHL affiliate in Rockford. In 2017-18, his first season with Rockford, the team advanced to the Western Conference Finals. Colliton finished with a career record of 46-31-0-11 in 88 games with the IceHogs.

He has also served as head coach for Mora IK in HockeyAllsvenskan, between 2013-14 and 2016-17. At the time, HockeyAllsvenskan was in Sweden's second league, and he led the team to SHL promotion in his final season with the club.

Colliton was originally named assistant coach for Team Canada at the 2022 Winter Olympic Games in Beijing, before taking over the head coaching duties when Claude Julien was unable to serve in the capacity due to an injury.

A native of Blackie, Alberta, the New York Islanders selected Colliton in the second round, 58th overall, at the 2003 NHL Draft. He played six seasons in the Islanders' organization at the NHL and AHL levels, from 2005-06 through 2011-12. The center scored three goals and three assists in 57 career NHL games and while in the American Hockey League with Bridgeport, scored 203 points (77g-126a) in 326 AHL games. Colliton represented his home country at the 2003 World Junior Under-18 Championships (Gold), 2004 World Junior Championship (Gold) and 2005 World Juniors (Silver).

## COACHING RECORD

| YEAR    | TEAM              | LEAGUE | REGULAR SEASON |           |           |           |            | PLAYOFFS     |          |          |          |             |
|---------|-------------------|--------|----------------|-----------|-----------|-----------|------------|--------------|----------|----------|----------|-------------|
|         |                   |        | GC             | W         | L         | OT        | PTS        | PCT          | GC       | W        | L        | PCT         |
| 2017-18 | Rockford          | AHL    | 76             | 40        | 28        | 8         | 88         | 5.79         | 13       | 9        | 4        | .692        |
| 2018-19 | Rockford          | AHL    | 12             | 6         | 3         | 3         | 15         | 0.625        | -        | -        | -        | -           |
|         | Chicago           | NHL    | 67             | 30        | 28        | 9         | 69         | 0.515        | -        | -        | -        | -           |
| 2019-20 | Chicago           | NHL    | 70             | 32        | 30        | 8         | 72         | 0.514        | 9        | 4        | 5        | .444        |
| 2020-21 | Chicago           | NHL    | 56             | 24        | 25        | 7         | 55         | 0.491        | -        | -        | -        | -           |
| 2021-22 | Chicago           | NHL    | 12             | 1         | 9         | 2         | 4          | 0.167        | -        | -        | -        | -           |
| 2022-23 | Abbotsford        | AHL    | 72             | 40        | 25        | 7         | 87         | 0.604        | 6        | 3        | 3        | .500        |
| 2023-24 | Abbotsford        | AHL    | 72             | 40        | 25        | 7         | 87         | 0.604        | 6        | 2        | 4        | .333        |
|         | <b>NHL TOTALS</b> |        | <b>205</b>     | <b>87</b> | <b>92</b> | <b>26</b> | <b>200</b> | <b>0.488</b> | <b>9</b> | <b>4</b> | <b>5</b> | <b>.444</b> |

## PLAYING RECORD

| YEAR    | TEAM              | LEAGUE            | REGULAR SEASON |          |          |          |           | PLAYOFFS |          |          |          |          |
|---------|-------------------|-------------------|----------------|----------|----------|----------|-----------|----------|----------|----------|----------|----------|
|         |                   |                   | GP             | G        | A        | PTS      | PIM       | GP       | G        | A        | PTS      | PIM      |
| 2001-02 | Prince Albert     | WHL               | 68             | 11       | 21       | 32       | 53        | -        | -        | -        | -        | -        |
| 2002-03 | Prince Albert     | WHL               | 58             | 20       | 28       | 48       | 76        | -        | -        | -        | -        | -        |
|         | Canada            | WJC-18            | 7              | 1        | 5        | 6        | 18        | -        | -        | -        | -        | -        |
| 2003-04 | Prince Albert     | WHL               | 62             | 24       | 26       | 50       | 73        | 6        | 5        | 5        | 10       | 8        |
|         | Canada            | WJC               | 6              | 0        | 0        | 0        | 2         | -        | -        | -        | -        | -        |
| 2004-05 | Prince Albert     | WHL               | 41             | 16       | 30       | 46       | 25        | 17       | 3        | 4        | 7        | 21       |
|         | Canada            | WJC               | 1              | 0        | 0        | 0        | 0         | -        | -        | -        | -        | -        |
| 2005-06 | NY Islanders      | NHL               | 19             | 1        | 1        | 2        | 6         | -        | -        | -        | -        | -        |
|         | Bridgeport        | AHL               | 66             | 21       | 32       | 53       | 44        | 6        | 0        | 1        | 1        | 2        |
| 2006-07 | NY Islanders      | NHL               | 1              | 0        | 0        | 0        | 0         | -        | -        | -        | -        | -        |
|         | Bridgeport        | AHL               | 45             | 10       | 12       | 22       | 32        | -        | -        | -        | -        | -        |
| 2007-08 | NY Islanders      | NHL               | 16             | 0        | 0        | 0        | 0         | -        | -        | -        | -        | -        |
|         | Bridgeport        | AHL               | 65             | 9        | 11       | 20       | 44        | -        | -        | -        | -        | -        |
| 2008-09 | NY Islanders      | NHL               | 6              | 0        | 1        | 1        | 2         | -        | -        | -        | -        | -        |
|         | Bridgeport        | AHL               | 56             | 8        | 28       | 36       | 36        | 2        | 0        | 1        | 1        | 0        |
| 2009-10 | Rogle BK          | Elisterien        | 46             | 11       | 10       | 21       | 24        | 10       | 3        | 3        | 6        | 8        |
| 2010-11 | NY Islanders      | NHL               | 15             | 2        | 1        | 3        | 10        | -        | -        | -        | -        | -        |
|         | Bridgeport        | AHL               | 53             | 18       | 27       | 45       | 57        | -        | -        | -        | -        | -        |
| 2011-12 | Bridgeport        | AHL               | 41             | 11       | 16       | 27       | 30        | -        | -        | -        | -        | -        |
| 2012-13 | Bentley           | Chinook HL        | 0              | 0        | 0        | 0        | 0         | 3        | 1        | 1        | 2        | 0        |
| 2013-14 | Mora IK           | HockeyAllsvenskan | 3              | 0        | 3        | 3        | 0         | -        | -        | -        | -        | -        |
|         | <b>NHL TOTALS</b> |                   | <b>57</b>      | <b>3</b> | <b>3</b> | <b>6</b> | <b>26</b> | <b>-</b> | <b>-</b> | <b>-</b> | <b>-</b> | <b>-</b> |



**RYAN MCGILL**  
**ASSISTANT COACH**

Named an Assistant Coach on July 28, 2022. McGill, 54, was an assistant coach for the Vegas Golden Knights, spending five seasons in his role, from 2017-18 through 2021-22. He helped Vegas reach the Stanley Cup Playoffs in four of the team's first five seasons, including becoming the first NHL expansion team to advance to a Stanley Cup Final (2017-18) since St. Louis in 1967-68. McGill's previous NHL experience includes serving as an Assistant Coach with the Calgary Flames for two seasons, 2009-10 to 2010-11. He was promoted to that position after four years as the head coach of the Flames' American Hockey League affiliates in Quad City and Omaha. He was also the head coach of the AHL's Hartford Wolf Pack from 2003-05.

McGill's coaching career began in 1996-97 as an assistant for the Edmonton/Kootenay Ice of the Western Hockey League (WHL), and he then served as head coach for the Ice from 1997-98 to 2001-02, culminating in the Ice winning a Memorial Cup that final season. McGill later returned to Kootenay as head coach in 2012-13 and earned the WHL's Coach of the Year award. In 2016-17, he was awarded OHL Coach of the Year, after a successful campaign with Owen Sound Attack. After two seasons with Owen Sound, McGill was hired to join the Golden Knights coaching staff.

A native of Sherwood Park, Alberta, McGill was selected by the Chicago Blackhawks in the second round, 29th overall, in the 1987 NHL Draft. The right-handed shot defenseman played in 151 career regular-season NHL games before his career was cut short by injury. Over those games, he scored four goals and 15 assists for 19 points and 391 penalty minutes with Chicago (9), Philadelphia (134) and Edmonton (8) from 1991-92 to 1994-95. McGill led Philadelphia with 238 PIM in 1992-93 and was teammates with Kevin Dineen, current head coach of New Jersey's AHL affiliate, Utica Comets, from 1992-93 to 1994-95 on the Flyers.



## COACHING RECORD

| YEAR    | TEAM       | LEAGUE | REGULAR SEASON |   |   |    | PLAYOFFS |     |    |   |   |     |  |                                      |
|---------|------------|--------|----------------|---|---|----|----------|-----|----|---|---|-----|--|--------------------------------------|
|         |            |        | GC             | W | L | OT | PTS      | PCT | GC | W | L | PCT |  |                                      |
| 1996-97 | Edmonton   | WHL    |                |   |   |    |          |     |    |   |   |     |  | Assistant Coach                      |
| 1997-98 | Edmonton   | WHL    |                |   |   |    |          |     |    |   |   |     |  | Assistant Coach                      |
|         |            |        |                |   |   |    |          |     |    |   |   |     |  | Head Coach                           |
| 1998-99 | Kootenay   | WHL    |                |   |   |    |          |     |    |   |   |     |  | Head Coach                           |
| 2000-01 | Kootenay   | WHL    |                |   |   |    |          |     |    |   |   |     |  | Head Coach                           |
| 2001-02 | Kootenay   | WHL    |                |   |   |    |          |     |    |   |   |     |  | Head Coach                           |
| 2002-03 | Hartford   | AHL    |                |   |   |    |          |     |    |   |   |     |  | Head Coach                           |
| 2003-04 | Hartford   | AHL    |                |   |   |    |          |     |    |   |   |     |  | Head Coach                           |
| 2004-05 | Hartford   | AHL    |                |   |   |    |          |     |    |   |   |     |  | Head Coach                           |
| 2005-06 | Omaha      | AHL    |                |   |   |    |          |     |    |   |   |     |  | Head Coach                           |
| 2006-07 | Omaha      | AHL    |                |   |   |    |          |     |    |   |   |     |  | Head Coach                           |
| 2007-08 | Quad City  | AHL    |                |   |   |    |          |     |    |   |   |     |  | Head Coach                           |
| 2008-09 | Quad City  | AHL    |                |   |   |    |          |     |    |   |   |     |  | Head Coach                           |
| 2009-10 | Calgary    | NHL    |                |   |   |    |          |     |    |   |   |     |  | Assistant Coach                      |
| 2010-11 | Calgary    | NHL    |                |   |   |    |          |     |    |   |   |     |  | Assistant Coach                      |
| 2012-13 | Kootenay   | WHL    |                |   |   |    |          |     |    |   |   |     |  | Head Coach                           |
| 2013-14 | Kootenay   | WHL    |                |   |   |    |          |     |    |   |   |     |  | Head Coach                           |
|         | Canada     | WJC-20 |                |   |   |    |          |     |    |   |   |     |  | All-Stars Jr. SS WHL Assistant Coach |
|         |            |        |                |   |   |    |          |     |    |   |   |     |  | Assistant Coach                      |
| 2014-15 | Kootenay   | WHL    |                |   |   |    |          |     |    |   |   |     |  | HeadCoach                            |
| 2015-16 | Owen Sound | OHL    |                |   |   |    |          |     |    |   |   |     |  | Head Coach                           |
| 2016-17 | Owen Sound | OHL    |                |   |   |    |          |     |    |   |   |     |  | Head Coach                           |
| 2017-18 | Vegas      | NHL    |                |   |   |    |          |     |    |   |   |     |  | Assistant Coach                      |
| 2018-19 | Vegas      | NHL    |                |   |   |    |          |     |    |   |   |     |  | Assistant Coach                      |
| 2019-20 | Vegas      | NHL    |                |   |   |    |          |     |    |   |   |     |  | Assistant Coach                      |
| 2020-21 | Vegas      | NHL    |                |   |   |    |          |     |    |   |   |     |  | Assistant Coach                      |
| 2021-22 | Vegas      | NHL    |                |   |   |    |          |     |    |   |   |     |  | Assistant Coach                      |
| 2022-23 | DEVILS     | NHL    |                |   |   |    |          |     |    |   |   |     |  | Assistant Coach                      |
| 2023-24 | DEVILS     | NHL    |                |   |   |    |          |     |    |   |   |     |  | Assistant Coach                      |

## PROFESSIONAL PLAYING RECORD

| YEAR    | TEAM              | LEAGUE | REGULAR SEASON |          |           |           |            | PLAYOFFS |          |          |          |          |
|---------|-------------------|--------|----------------|----------|-----------|-----------|------------|----------|----------|----------|----------|----------|
|         |                   |        | GP             | G        | A         | PTS       | PIM        | GP       | G        | A        | PTS      | PIM      |
| 1985-86 | Lethbridge        | WHL    | 64             | 5        | 10        | 15        | 171        | 10       | 0        | 1        | 1        | 9        |
| 1986-87 | Swift Current     | WHL    | 72             | 12       | 36        | 48        | 226        | 4        | 1        | 0        | 1        | 9        |
| 1987-88 | Medicine          | WHL    | 67             | 5        | 30        | 35        | 224        | 15       | 7        | 3        | 10       | 47       |
| 1988-89 | Medicine          | WHL    | 57             | 26       | 45        | 71        | 172        | 3        | 0        | 2        | 2        | 15       |
|         | Saginaw           | IHL    | 8              | 2        | 0         | 2         | 12         | 6        | 0        | 0        | 0        | 42       |
| 1989-90 | Indianapolis      | IHL    | 77             | 11       | 17        | 28        | 215        | 14       | 2        | 2        | 4        | 29       |
| 1990-91 | Indianapolis      | IHL    | 63             | 11       | 40        | 51        | 200        | -        | -        | -        | -        | -        |
|         | Halifax           | AHL    | 7              | 0        | 4         | 4         | 6          | -        | -        | -        | -        | -        |
| 1991-92 | Chicago           | NHL    | 9              | 0        | 2         | 2         | 20         | -        | -        | -        | -        | -        |
|         | Indianapolis      | IHL    | 40             | 7        | 19        | 26        | 170        | -        | -        | -        | -        | -        |
|         | Hershey           | AHL    | 17             | 3        | 5         | 8         | 67         | 6        | 1        | 1        | 2        | 4        |
| 1992-93 | Philadelphia      | NHL    | 72             | 3        | 10        | 13        | 238        | -        | -        | -        | -        | -        |
|         | Hershey           | AHL    | 4              | 0        | 2         | 2         | 26         | -        | -        | -        | -        | -        |
| 1993-94 | Philadelphia      | NHL    | 50             | 1        | 3         | 4         | 112        | -        | -        | -        | -        | -        |
| 1994-95 | Philadelphia      | NHL    | 12             | 0        | 0         | 0         | 13         | -        | -        | -        | -        | -        |
|         | Edmonton          | NHL    | 8              | 0        | 0         | 0         | 8          | -        | -        | -        | -        | -        |
|         | <b>NHL TOTALS</b> |        | <b>151</b>     | <b>4</b> | <b>15</b> | <b>19</b> | <b>351</b> | <b>-</b> | <b>-</b> | <b>-</b> | <b>-</b> | <b>-</b> |

**CHRIS TAYLOR**  
**ASSISTANT COACH**

Taylor, 52, was named as an assistant coach on October 23, 2020. He started his professional coaching career with the Rochester Americans (AHL) as an assistant from 2012-16. After the 2016-17 season as an assistant with Wilkes-Barre/Scranton, he returned to Rochester to serve as the club's head coach. Taylor reached the playoffs in his first two seasons and was on pace in his third with the Americans, finishing with a career record of 116-65-33 in 214 games. His points percentage (.620) was the fourth best in the AHL during the three-year span. He served as head coach of the North Division All-Star team for the American Hockey League All-Star Classic this past January. Taylor also served as an interim assistant coach with Buffalo for two months last season.

Born March 6, 1972 in Stratford, Ont., he began his professional career as a Development Coach for Rochester in 2011-12 before moving to a coaching position the next season. As a head and assistant coach, Rochester posted a 239-204-57 record for 571 points in 518 games. In his lone season with Wilkes-Barre as an assistant, the Penguins recorded a 43-27-6 record for 92 points, going to the Conference Semi-Finals in the Calder Cup.

The center was drafted in the second round, 27th overall, by the New York Islanders in the 1990 NHL Draft. Taylor's NHL playing career spanned eight seasons with three teams (Islanders, Boston and Buffalo), tallying 11 goals and 21 assists for 32 points in 149 games played. Taylor played 11 seasons in the AHL, finishing with 167 goals and 393 assists for 560 points. Taylor appeared in 41 post-season games, recording 10 goals and 26 assists for 36 points in the post-season. Taylor was awarded the 2004-05 Fred T. Hunt Memorial Award, which is awarded annually to the player best exemplifying sportsmanship, determination and dedication to hockey. Taylor spent his junior career in the OHL playing for the London Knights, tallying 150 goals and 228 assists for 378 points in 259 games played. The left-handed shot took his Knights team to the playoffs in all four years playing in 38 games, posting 15 goals and 28 assists for 43 post-season points.

## COACHING RECORD

| YEAR    | TEAM              | LEAGUE | REGULAR SEASON  |            |           |           |            | PLAYOFFS    |           |          |          |             |
|---------|-------------------|--------|-----------------|------------|-----------|-----------|------------|-------------|-----------|----------|----------|-------------|
|         |                   |        | GC              | W          | L         | OT        | PTS        | PCT         | GC        | W        | L        | PCT         |
| 2012-13 | Rochester         | AHL    | Assistant Coach |            |           |           |            |             |           |          |          |             |
| 2013-14 | Rochester         | AHL    | Assistant Coach |            |           |           |            |             |           |          |          |             |
| 2014-15 | Rochester         | AHL    | Assistant Coach |            |           |           |            |             |           |          |          |             |
| 2015-16 | Rochester         | AHL    | Assistant Coach |            |           |           |            |             |           |          |          |             |
| 2016-17 | Wilkes-Barre      | AHL    | Assistant Coach |            |           |           |            |             |           |          |          |             |
| 2017-18 | Rochester         | AHL    | 76              | 37         | 22        | 17        | 91         | .487        | 3         | 0        | 3        | 0.00        |
| 2018-19 | Rochester         | AHL    | 76              | 46         | 23        | 7         | 99         | .605        | 3         | 0        | 3        | 0.00        |
| 2019-20 | Rochester         | AHL    | 62              | 33         | 20        | 9         | 75         | .532        | CANCELLED |          |          |             |
| 2020-21 | DEVILS            | NHL    | Assistant Coach |            |           |           |            |             |           |          |          |             |
| 2021-22 | DEVILS            | NHL    | Assistant Coach |            |           |           |            |             |           |          |          |             |
| 2022-23 | DEVILS            | NHL    | Assistant Coach |            |           |           |            |             |           |          |          |             |
| 2023-24 | DEVILS            | NHL    | Assistant Coach |            |           |           |            |             |           |          |          |             |
|         | <b>AHL TOTALS</b> |        | <b>214</b>      | <b>116</b> | <b>65</b> | <b>33</b> | <b>265</b> | <b>.542</b> | <b>6</b>  | <b>0</b> | <b>6</b> | <b>0.00</b> |

## PROFESSIONAL PLAYING RECORD

| YEAR    | TEAM              | LEAGUE | REGULAR SEASON |           |           |           |           | PLAYOFFS |          |          |          |          |
|---------|-------------------|--------|----------------|-----------|-----------|-----------|-----------|----------|----------|----------|----------|----------|
|         |                   |        | GP             | G         | A         | PTS       | PIM       | GP       | G        | A        | PTS      | PIM      |
| 1992-93 | Capital District  | AHL    | 77             | 19        | 43        | 62        | 32        | 4        | 0        | 1        | 1        | 2        |
| 1993-94 | Salt Lake         | IHL    | 79             | 21        | 20        | 41        | 38        | -        | -        | -        | -        | -        |
| 1994-95 | NY Islanders      | NHL    | 10             | 0         | 3         | 3         | 2         | -        | -        | -        | -        | -        |
|         | Denver            | IHL    | 78             | 38        | 48        | 86        | 47        | 14       | 7        | 6        | 13       | 10       |
| 1995-96 | NY Islanders      | NHL    | 11             | 0         | 1         | 1         | 2         | -        | -        | -        | -        | -        |
|         | Utah              | IHL    | 50             | 18        | 23        | 41        | 60        | 22       | 5        | 11       | 16       | 26       |
| 1996-97 | NY Islanders      | NHL    | 1              | 0         | 0         | 0         | 0         | -        | -        | -        | -        | -        |
|         | Utah              | IHL    | 71             | 27        | 40        | 67        | 24        | 7        | 1        | 2        | 3        | 0        |
| 1997-98 | Utah              | IHL    | 79             | 28        | 56        | 84        | 66        | 4        | 0        | 2        | 2        | 6        |
| 1998-99 | Boston            | NHL    | 37             | 3         | 5         | 8         | 12        | -        | -        | -        | -        | -        |
|         | Providence        | AHL    | 21             | 6         | 11        | 17        | 6         | -        | -        | -        | -        | -        |
|         | Las Vegas         | AHL    | 14             | 3         | 12        | 15        | 2         | -        | -        | -        | -        | -        |
| 1999-00 | Buffalo           | NHL    | 11             | 1         | 1         | 2         | 2         | 2        | 0        | 0        | 0        | 2        |
|         | Rochester         | AHL    | 49             | 21        | 28        | 49        | 21        | -        | -        | -        | -        | -        |
| 2000-01 | Buffalo           | NHL    | 14             | 0         | 2         | 2         | 6         | -        | -        | -        | -        | -        |
|         | Rochester         | AHL    | 45             | 20        | 24        | 44        | 25        | -        | -        | -        | -        | -        |
| 2001-02 | Rochester         | AHL    | 77             | 21        | 45        | 66        | 66        | 2        | 0        | 1        | 1        | 0        |
| 2002-03 | Buffalo           | NHL    | 11             | 1         | 3         | 4         | 2         | -        | -        | -        | -        | -        |
|         | Rochester         | AHL    | 61             | 12        | 55        | 67        | 44        | 3        | 3        | 1        | 4        | 2        |
| 2003-04 | Buffalo           | NHL    | 54             | 6         | 6         | 12        | 22        | -        | -        | -        | -        | -        |
|         | Rochester         | AHL    | 24             | 9         | 18        | 27        | 20        | 16       | 5        | 12       | 17       | 0        |
| 2004-05 | Rochester         | AHL    | 79             | 21        | 58        | 79        | 50        | 9        | 1        | 8        | 9        | 4        |
| 2005-06 | Rochester         | AHL    | 32             | 11        | 26        | 37        | 34        | -        | -        | -        | -        | -        |
| 2006-07 | Frankfurt         | DEL    | 52             | 12        | 34        | 46        | 80        | 8        | 1        | 9        | 10       | 8        |
| 2007-08 | Frankfurt         | DEL    | 56             | 17        | 49        | 66        | 48        | 12       | 5        | 8        | 13       | 6        |
| 2008-09 | Frankfurt         | DEL    | 52             | 15        | 34        | 49        | 60        | 5        | 0        | 3        | 3        | 4        |
| 2009-10 | Rochester         | AHL    | 80             | 17        | 44        | 61        | 89        | 7        | 1        | 3        | 4        | 6        |
| 2010-11 | Rochester         | AHL    | 72             | 10        | 41        | 51        | 38        | -        | -        | -        | -        | -        |
|         | <b>NHL TOTALS</b> |        | <b>149</b>     | <b>11</b> | <b>21</b> | <b>32</b> | <b>48</b> | <b>2</b> | <b>0</b> | <b>0</b> | <b>0</b> | <b>2</b> |

**SERGEI BRYLIN**  
**ASSISTANT COACH**

Promoted to Assistant Coach in New Jersey on August 18, 2022. Prior to 2022-23, the 50-year-old served as an assistant and associate coach for the Devils' AHL affiliates for nine seasons in Albany (2012-13 to 2016-17), Binghamton (2017-18 to 2020-21), and Utica (2021-22). In 2021-22, Brylin helped lead the Comets to a North Division title and the best record in the Eastern Conference. Utica also set an AHL record after it began the 2021-22 campaign with 13 consecutive wins.

Brylin was the first New Jersey player inducted into the Devils Ring of Honor, which was celebrated on January 20, 2024, at Prudential Center. Brylin made his NHL debut

on February 17, 1995, vs the New York Islanders and spent his entire 13-season NHL career, from 1994-95 through 2007-08, with New Jersey. He totaled 765 regular-season games, which ranks tenth in franchise history. He is one of just five players to win three Stanley Cup Championships (1995, 2000, 2003) with New Jersey, joining Martin Brodeur, Ken Daneyko, Scott Niedermayer, and Scott Stevens in the accomplishment. The forward totaled 129 goals and 179 assists for 308 points over his NHL career, with career highs across the board in goals (23), assists (29) assists and points (52) in the 2000-01 season. As part of his many achievements, Brylin had an iron-man streak of 328 games, playing in all games from 2003-04 through 2007-08. This run of games from October 8, 2003 to April 6, 2008 also marks the third-longest consecutive stretch in franchise history. Additionally, he earned 15 goals and 19 assists for 34 points in 109 career Stanley Cup Playoff games. Brylin ended his NHL career after the 2007-08 season and retired following the 2011-12 season, after three years with St. Petersburg and one season with Novokuznetsk in the Kontinental Hockey League. Internationally, he represented Russia at two World Championships and two World Junior Championships.

New Jersey's second choice and 42nd overall selection in the 1992 Entry Draft, Brylin first came to North America in 1993-94 as a member of the IHL's Russian Penguins. Born Jan. 13, 1974 in Moscow, Rus., Sergei and his wife, Elena, who have long made New Jersey their home, have three children: daughters, Anna and Maria, and son, Fyodor.

**COACHING RECORD**

| YEAR    | TEAM       | LEAGUE | REGULAR SEASON |   |   |    |     | PLAYOFFS |    |   |   |     |  |
|---------|------------|--------|----------------|---|---|----|-----|----------|----|---|---|-----|--|
|         |            |        | GC             | W | L | OT | PTS | PCT      | GC | W | L | PCT |  |
| 2013-14 | Albany     | AHL    |                |   |   |    |     |          |    |   |   |     |  |
| 2014-15 | Albany     | AHL    |                |   |   |    |     |          |    |   |   |     |  |
| 2015-16 | Albany     | AHL    |                |   |   |    |     |          |    |   |   |     |  |
| 2016-17 | Albany     | AHL    |                |   |   |    |     |          |    |   |   |     |  |
| 2017-18 | Binghamton | AHL    |                |   |   |    |     |          |    |   |   |     |  |
| 2018-19 | Binghamton | AHL    |                |   |   |    |     |          |    |   |   |     |  |
| 2019-20 | Binghamton | AHL    |                |   |   |    |     |          |    |   |   |     |  |
| 2020-21 | Binghamton | AHL    |                |   |   |    |     |          |    |   |   |     |  |
| 2021-22 | Utica      | AHL    |                |   |   |    |     |          |    |   |   |     |  |
| 2022-23 | DEVILS     | NHL    |                |   |   |    |     |          |    |   |   |     |  |
| 2023-24 | DEVILS     | NHL    |                |   |   |    |     |          |    |   |   |     |  |

**PLAYING RECORD**

| YEAR    | TEAM                 | LEAGUE   | REGULAR SEASON |            |            |            |            | PLAYOFFS   |           |           |           |           |   |
|---------|----------------------|----------|----------------|------------|------------|------------|------------|------------|-----------|-----------|-----------|-----------|---|
|         |                      |          | GP             | G          | A          | PTS        | PIM        | GP         | G         | A         | PTS       | PIM       |   |
| 1990-91 | CSKA Moscow          | USSR Jr. | -              | -          | -          | -          | -          | -          | -         | -         | -         | -         | - |
| 1991-92 | CSKA Moscow          | CIS      | 44             | 1          | 6          | 7          | 4          | -          | -         | -         | -         | -         | - |
|         | Russia               | EJC-A    | 6              | 1          | 1          | 2          | 4          | -          | -         | -         | -         | -         | - |
| 1992-93 | CSKA Moscow          | CIS      | 42             | 5          | 4          | 9          | 36         | -          | -         | -         | -         | -         | - |
|         | Russia               | WJC-A    | 7              | 3          | 3          | 6          | 6          | -          | -         | -         | -         | -         | - |
| 1993-94 | CSKA Moscow          | CIS      | 39             | 4          | 6          | 10         | 36         | 3          | 1         | 0         | 1         | 2         |   |
|         | Russia               | WJC-A    | 7              | 1          | 5          | 6          | 0          | -          | -         | -         | -         | -         |   |
|         | Russia               | IHL      | 13             | 4          | 5          | 9          | 18         | -          | -         | -         | -         | -         |   |
| 1994-95 | Albany               | AHL      | 63             | 19         | 35         | 54         | 78         | -          | -         | -         | -         | -         |   |
|         | DEVILS               | NHL      | 26             | 6          | 8          | 14         | 8          | 12         | 1         | 2         | 3         | 4         |   |
| 1995-96 | DEVILS               | NHL      | 50             | 4          | 5          | 9          | 26         | -          | -         | -         | -         | -         |   |
|         | Russia               | WC-A     | 8              | 3          | 2          | 5          | 12         | -          | -         | -         | -         | -         |   |
| 1996-97 | DEVILS               | NHL      | 29             | 2          | 2          | 4          | 20         | -          | -         | -         | -         | -         |   |
|         | Albany               | AHL      | 43             | 17         | 24         | 41         | 38         | 16         | 4         | 8         | 12        | 12        |   |
| 1997-98 | Albany               | AHL      | 44             | 21         | 22         | 43         | 60         | -          | -         | -         | -         | -         |   |
|         | DEVILS               | NHL      | 18             | 2          | 3          | 5          | 0          | -          | -         | -         | -         | -         |   |
| 1998-99 | DEVILS               | NHL      | 47             | 5          | 10         | 15         | 28         | 5          | 3         | 1         | 4         | 4         |   |
| 1999-00 | DEVILS               | NHL      | 64             | 9          | 11         | 20         | 20         | 17         | 3         | 5         | 8         | 0         |   |
| 2000-01 | DEVILS               | NHL      | 75             | 23         | 29         | 52         | 24         | 20         | 3         | 4         | 7         | 6         |   |
| 2001-02 | DEVILS               | NHL      | 76             | 16         | 28         | 44         | 10         | 6          | 0         | 2         | 2         | 2         |   |
| 2002-03 | DEVILS               | NHL      | 52             | 11         | 8          | 19         | 16         | 19         | 1         | 3         | 4         | 8         |   |
| 2003-04 | DEVILS               | NHL      | 82             | 14         | 19         | 33         | 20         | 5          | 0         | 0         | 0         | 0         |   |
| 2004-05 | Voskresensk          | Rus.     | 35             | 8          | 19         | 27         | 40         | -          | -         | -         | -         | -         |   |
| 2005-06 | DEVILS               | NHL      | 82             | 15         | 22         | 37         | 46         | 9          | 2         | 0         | 2         | 2         |   |
| 2006-07 | DEVILS               | NHL      | 82             | 16         | 24         | 40         | 35         | 11         | 1         | 2         | 3         | 6         |   |
|         | Russia               | WC-A     | 2              | 0          | 0          | 0          | 0          | -          | -         | -         | -         | -         |   |
| 2007-08 | DEVILS               | NHL      | 82             | 6          | 10         | 16         | 20         | 5          | 1         | 0         | 1         | 0         |   |
| 2008-09 | St. Petersburg       | KHL      | 50             | 9          | 15         | 24         | 16         | 3          | 0         | 2         | 2         | 2         |   |
| 2009-10 | St. Petersburg       | KHL      | 56             | 8          | 12         | 20         | 32         | 4          | 0         | 0         | 0         | 0         |   |
| 2010-11 | St. Petersburg       | KHL      | 49             | 7          | 5          | 12         | 8          | 11         | 1         | 5         | 6         | 4         |   |
| 2011-12 | Novokuznetsk         | KHL      | 41             | 5          | 4          | 9          | 28         | -          | -         | -         | -         | -         |   |
|         | <b>DEVILS TOTALS</b> |          | <b>765</b>     | <b>129</b> | <b>179</b> | <b>308</b> | <b>273</b> | <b>109</b> | <b>15</b> | <b>19</b> | <b>34</b> | <b>32</b> |   |
|         | <b>NHL TOTALS</b>    |          | <b>765</b>     | <b>129</b> | <b>179</b> | <b>308</b> | <b>273</b> | <b>109</b> | <b>15</b> | <b>19</b> | <b>34</b> | <b>32</b> |   |



## DAVE ROGALSKI

### GOALTENDING COACH



Named as New Jersey's goaltending coach, October 23, 2020. Rogalski, 42, spent the prior three seasons (2017-2020) as the Goaltender Development Coach for the St. Louis Blues. In that role, Rogalski was responsible for the training, film breakdown, and skill development of the Blues' young goaltenders and scouting goaltenders for the NHL Draft. He also crafted video packages and reports on opposing goaltenders and would visit goaltenders throughout the St. Louis system. Rogalski is credited with influencing Jordan Binnington's success late in the 2018-19 season, and his subsequent run to the Stanley Cup Championship with St. Louis. The St. Louis Park, MN native started his professional coaching career in 2010 for St.

Cloud State University, serving as their Goaltending Coach. Rogalski would go on to spend six years at the NCAA level, before being named Goaltending Consultant for Sioux Falls (USHL) in 2016. The ex-netminder suited up for St. Mary's University (NCAA Div. III) from 2001-03. In his two seasons with the Cardinals, Rogalski played in 16 contests posting a 3.78 GAA and .880 save-percentage.

#### COACHING RECORD

| YEAR    | TEAM             | LEAGUE   | REGULAR SEASON |   |   |    |     | PLAYOFFS |    |   |   |     |  |  |
|---------|------------------|----------|----------------|---|---|----|-----|----------|----|---|---|-----|--|--|
|         |                  |          | GC             | W | L | OT | PTS | PCT      | GC | W | L | PCT |  |  |
| 2010-11 | St. Cloud State  | NCAA     |                |   |   |    |     |          |    |   |   |     |  |  |
| 2011-12 | St. Cloud State  | NCAA     |                |   |   |    |     |          |    |   |   |     |  |  |
| 2012-13 | St. Cloud State  | NCAA     |                |   |   |    |     |          |    |   |   |     |  |  |
| 2013-14 | St. Cloud State  | NCAA     |                |   |   |    |     |          |    |   |   |     |  |  |
|         | Saint John's Un. | NCAA III |                |   |   |    |     |          |    |   |   |     |  |  |
| 2014-15 | St. Cloud State  | NCAA     |                |   |   |    |     |          |    |   |   |     |  |  |
| 2015-16 | St. Cloud State  | NCAA     |                |   |   |    |     |          |    |   |   |     |  |  |
|         | Saint John's Un. | NCAA III |                |   |   |    |     |          |    |   |   |     |  |  |
| 2016-17 | Sioux Falls      | USHL     |                |   |   |    |     |          |    |   |   |     |  |  |
| 2017-18 | St. Louis        | NHL      |                |   |   |    |     |          |    |   |   |     |  |  |
|         | Sioux Falls      | USHL     |                |   |   |    |     |          |    |   |   |     |  |  |
| 2018-19 | St. Louis        | NHL      |                |   |   |    |     |          |    |   |   |     |  |  |
| 2019-20 | St. Louis        | NHL      |                |   |   |    |     |          |    |   |   |     |  |  |
| 2020-21 | DEVILS           | NHL      |                |   |   |    |     |          |    |   |   |     |  |  |
| 2021-22 | DEVILS           | NHL      |                |   |   |    |     |          |    |   |   |     |  |  |
| 2022-23 | DEVILS           | NHL      |                |   |   |    |     |          |    |   |   |     |  |  |
| 2023-24 | DEVILS           | NHL      |                |   |   |    |     |          |    |   |   |     |  |  |

#### PLAYING RECORD

| YEAR    | TEAM             | LEAGUE   | REGULAR SEASON |   |   |     |     |    |      | PLAYOFFS |    |   |   |     |    |    |     |
|---------|------------------|----------|----------------|---|---|-----|-----|----|------|----------|----|---|---|-----|----|----|-----|
|         |                  |          | GP             | W | L | O/T | MIN | GA | SO   | AVG      | GP | W | L | MIN | GA | SO | AVG |
| 1999-00 | Texas            | NAHL     | 10             | 5 | 4 | 0   | -   | -  | -    | 3.01     | -  | - | - | -   | -  | -  | -   |
| 2001-02 | St. Mary's Univ. | NCAA III | 9              | - | - | -   | -   | -  | 3.09 | -        | -  | - | - | -   | -  | -  |     |
| 2002-03 | St. Mary's Univ. | NCAA III | 7              | - | - | -   | -   | -  | 4.47 | -        | -  | - | - | -   | -  | -  |     |

# Make sure expert primary care is part of your game plan.

RWJBarnabas Health Medical Group offers residents an exceptional network of primary care physicians to not only treat you when you are sick, but guide you to improved health and wellness. Virtual and in-person visits available.

## A primary care provider is your partner in:

-  The treatment of common illnesses and injuries
-  Reaching weight loss and wellness goals
-  Facilitating an annual physical and ordering appropriate tests and blood work
-  Mental health screenings
-  Medication management
-  Managing chronic health conditions like diabetes, arthritis, high blood pressure and lupus

Visit [rwjbh.org/medgroupprimarycare](http://rwjbh.org/medgroupprimarycare) to find a provider near you.

**RWJBarnabas**  
**HEALTH**


Let's be healthy together.

RWJBarnabas Health is the official health care provider of the New Jersey Devils.



## KEVIN DINEEN

### HEAD COACH/UTICA COMETS



Named Head Coach of Utica on August 5, 2021. Dineen, 60, led Utica to an AHL record after the team won 13 consecutive games from the start of the 2021-22 season. The former NHLer also led Utica to a North Division title in 2021-22, and Utica also owned the best record in the Eastern Conference that season. Dineen and the Comets have clinched postseason births in consecutive seasons since he manned the bench. He spent the prior two seasons serving as head coach of San Diego (AHL) in the Anaheim Ducks organization, posting a 56-36-9 record and a three-game playoff appearance in 2021 (1-2). Prior to San Diego, he was an assistant coach, from 2014-15 to 2018-19, with the Chicago Blackhawks, winning a Stanley Cup in his first year on Joel Quenneville's staff. Following his playing career, he spent 2003-04 to 2004-05 as Assistant General Manager with the Columbus Blue Jackets. Dineen

would begin his coaching career spending the next six seasons as Head Coach of the Portland Pirates (2005-06 to 2007-08 as the Anaheim AHL affiliate; 2008-09 to 2010-11 as the Buffalo Sabres AHL affiliate). He took the club to two Eastern Conference Finals (2006 & 2008), winning the Louis A.R. Pieri Memorial Award (AHL Coach of the Year) in his inaugural season. Dineen would make the jump to the NHL at the start of the 2011-12 season serving as the Head Coach of the Florida Panthers for two seasons. He would go on to post a 56-62-28 record in two full seasons, taking the Panthers to the Eastern Conference Quarterfinals in his first season in 2012, falling to eventual Eastern Conference Champion New Jersey. As an international coach, Dineen helmed Team Canada's women's national ice hockey team, leading the squad to a fourth consecutive Olympic gold medal in the 2014 Winter Olympics in Sochi, Russia. He also coached Canada's men's team at the 2014 IIHF World Junior U-18 Championship winning a bronze medal. Drafted by Hartford in the third round (56th overall) in the 1982 NHL Draft, the right-shooting, rugged winger played 19 seasons in the NHL, playing in 1,188 games with four different teams (Carolina/Hartford, Philadelphia, Columbus, and Ottawa). The veteran totaled 760 points in his career, scoring 355 goals and 405 assists with 2,229 penalty minutes. He added 41 points (23 goals, 18 assists) with 127 penalty minutes in 59 Stanley Cup Playoff games. Born October 28, 1963, in Quebec City, Que., Kevin and his wife, Annie, have four children, two daughters (Hannah and Emma) and two sons (William and Declan). Kevin's brother Jerry is the Head Video Coach for New Jersey.

#### COACHING RECORD

| YEAR    | TEAM              | LEAGUE | REGULAR SEASON  |           |           |           |           | PLAYOFFS        |          |          |          |             |
|---------|-------------------|--------|-----------------|-----------|-----------|-----------|-----------|-----------------|----------|----------|----------|-------------|
|         |                   |        | GC              | W         | L         | O/T       | PTS       | PCT             | GC       | W        | L        | PCT         |
| 2005-06 | Portland          | AHL    | 80              | 53        | 19        | 8         | 114       | .713            | 19       | 11       | 8        | .579        |
| 2005-07 | Portland          | AHL    | 80              | 37        | 31        | 12        | 86        | .538            | -        | -        | -        | -           |
| 2007-08 | Portland          | AHL    | 80              | 45        | 26        | 9         | 99        | .619            | 18       | 11       | 7        | .611        |
| 2008-09 | Portland          | AHL    | 80              | 39        | 31        | 10        | 88        | .550            | 5        | 1        | 4        | .200        |
| 2009-10 | Portland          | AHL    | 80              | 45        | 24        | 11        | 101       | .631            | 4        | 0        | 4        | 0           |
| 2010-11 | Portland          | AHL    | 80              | 47        | 24        | 9         | 103       | .644            | 12       | 6        | 6        | .500        |
| 2011-12 | Florida           | NHL    | 82              | 38        | 26        | 18        | 94        | .573            | 7        | 3        | 4        | .429        |
| 2012-13 | Florida           | NHL    | 48              | 15        | 27        | 6         | 36        | .375            | -        | -        | -        | -           |
| 2013-14 | Florida           | NHL    | 16              | 3         | 9         | 4         | 10        | .313            | -        | -        | -        | -           |
| 2014-15 | Chicago           | NHL    | Assistant Coach |           |           |           |           | Won Stanley Cup |          |          |          |             |
| 2015-16 | Chicago           | NHL    | Assistant Coach |           |           |           |           |                 |          |          |          |             |
| 2016-17 | Chicago           | NHL    | Assistant Coach |           |           |           |           |                 |          |          |          |             |
| 2017-18 | Chicago           | NHL    | Assistant Coach |           |           |           |           |                 |          |          |          |             |
| 2018-19 | Chicago           | NHL    | Assistant Coach |           |           |           |           |                 |          |          |          |             |
| 2019-20 | San Diego         | AHL    | 57              | 30        | 19        | 8         | 68        | .596            | -        | -        | -        | -           |
| 2020-21 | San Diego         | AHL    | 44              | 26        | 17        | 1         |           | .602            | 3        | 1        | 2        | .333        |
| 2021-22 | Utica             | AHL    | 72              | 43        | 20        | 9         | 95        | .660            | 5        | 2        | 3        | .400        |
| 2022-23 | Utica             | AHL    | 72              | 35        | 27        | 10        | 80        | .556            | 6        | 3        | 3        | .500        |
| 2023-24 | Utica             | AHL    | 72              | 35        | 27        | 10        | 80        | .521            | -        | -        | -        | -           |
|         | <b>NHL TOTALS</b> |        | <b>72</b>       | <b>32</b> | <b>29</b> | <b>11</b> | <b>75</b> | <b>.479</b>     | <b>7</b> | <b>3</b> | <b>4</b> | <b>.429</b> |



**RYAN PARENT****ASSISTANT COACH/UTICA COMETS**

Named to position August 23, 2018. Was a first-round draft pick of the Nashville Predators, 18th overall, in 2005. Played in 106 NHL games with Vancouver and Philadelphia, notching one goal and six assists. Played in 27 career Stanley Cup Playoff games. Left-shooting defenseman who played in 251 AHL games with seven teams between 2006 and 2016; he registered four goals and 24 assists with 261 penalty minutes. Played in 31 Calder Cup Playoff games. Last played professionally with Wilkes-Barre/Scranton in 2015-16. Was part of the gold medal winning Team Canada at the 2006 and 2007 World Junior Championships. Spent his junior hockey career playing for the Guelph Storm in the OHL, winning the league championship in the 2003-2004 season. Native of Prince Albert, Saskatchewan. Has experience with coaching, serving as head coach of the Lloydminster Bobcats of the AJHL (2012-13) and the Vernon Vipers of the BCHL (2011-12); while with the Bobcats, also served as the team's General Manager. 36 years-old, he and his wife, Nichole, have one daughter, Charlotte and one son, Wyatt.

**COACHING RECORD**

| YEAR    | TEAM       | LEAGUE | REGULAR SEASON |   |   |    |     | PLAYOFFS |    |   |   |     |  |
|---------|------------|--------|----------------|---|---|----|-----|----------|----|---|---|-----|--|
|         |            |        | GC             | W | L | OT | PTS | PCT      | GC | W | L | PCT |  |
| 2018-19 | Binghamton | AHL    |                |   |   |    |     |          |    |   |   |     |  |
| 2019-20 | Binghamton | AHL    |                |   |   |    |     |          |    |   |   |     |  |
| 2020-21 | Binghamton | AHL    |                |   |   |    |     |          |    |   |   |     |  |
| 2021-22 | Utica      | AHL    |                |   |   |    |     |          |    |   |   |     |  |
| 2022-23 | Utica      | AHL    |                |   |   |    |     |          |    |   |   |     |  |
| 2023-24 | Utica      | AHL    |                |   |   |    |     |          |    |   |   |     |  |

**PLAYING RECORD**

| YEAR    | TEAM              | LEAGUE | REGULAR SEASON |          |          |          |           | PLAYOFFS  |          |          |          |          |
|---------|-------------------|--------|----------------|----------|----------|----------|-----------|-----------|----------|----------|----------|----------|
|         |                   |        | GP             | G        | A        | PTS      | PIM       | GP        | G        | A        | PTS      | PIM      |
| 2003-04 | Guelph            | OHL    | 58             | 1        | 5        | 6        | 18        | 22        | 0        | 0        | 0        | 2        |
| 2004-05 | Guelph            | OHL    | 66             | 2        | 17       | 19       | 36        | 4         | 0        | 1        | 1        | 4        |
| 2005-06 | Guelph            | OHL    | 60             | 4        | 17       | 21       | 122       | 15        | 1        | 4        | 5        | 24       |
|         | Milwaukee         | AHL    | -              | -        | -        | -        | -         | 10        | 0        | 0        | 0        | 4        |
| 2006-07 | Guelph            | OHL    | 43             | 3        | 7        | 10       | 86        | 4         | 0        | 1        | 1        | 14       |
|         | Philadelphia      | AHL    | 6              | 1        | 0        | 1        | 4         | -         | -        | -        | -        | -        |
|         | Philadelphia      | NHL    | 1              | 0        | 0        | 0        | 0         | 1         | -        | -        | -        | -        |
| 2007-08 | Philadelphia      | AHL    | 53             | 1        | 7        | 8        | 42        | -         | -        | -        | -        | -        |
|         | Philadelphia      | NHL    | 22             | 0        | 0        | 0        | 6         | 4         | 0        | 1        | 1        | 0        |
| 2008-09 | Philadelphia      | NHL    | 31             | 0        | 4        | 4        | 10        | 6         | 0        | 0        | 0        | 6        |
|         | Philadelphia      | AHL    | 15             | 0        | 1        | 1        | 18        | -         | -        | -        | -        | -        |
| 2009-10 | Philadelphia      | NHL    | 48             | 1        | 2        | 3        | 20        | 17        | 1        | 0        | 1        | 2        |
| 2010-11 | Vancouver         | NHL    | 4              | 0        | 0        | 0        | 0         | -         | -        | -        | -        | -        |
|         | Manitoba          | AHL    | 39             | 1        | 1        | 2        | 56        | -         | -        | -        | -        | -        |
| 2011-12 | Chicago           | AHL    | 22             | 1        | 5        | 6        | 31        | 5         | 0        | 1        | 1        | 10       |
| 2012-13 | Norfolk           | AHL    | 56             | 0        | 5        | 5        | 52        | -         | -        | -        | -        | -        |
| 2013-14 | Norfolk           | AHL    | 26             | 0        | 3        | 3        | 26        | 5         | 0        | 0        | 0        | 4        |
| 2014-15 | Ontario           | ECHL   | 6              | 0        | 1        | 1        | 2         | -         | -        | -        | -        | -        |
|         | St. John's        | AHL    | 22             | 0        | 2        | 2        | 16        | -         | -        | -        | -        | -        |
|         | Wilkes-Barre/Scr. | AHL    | -              | -        | -        | -        | -         | 2         | 0        | 0        | 0        | 0        |
| 2015-16 | Wilkes-Barre/Scr. | AHL    | 12             | 0        | 0        | 0        | 16        | 9         | 0        | 2        | 2        | 8        |
|         | <b>NHL TOTALS</b> |        | <b>106</b>     | <b>1</b> | <b>6</b> | <b>7</b> | <b>36</b> | <b>27</b> | <b>1</b> | <b>1</b> | <b>2</b> | <b>8</b> |

Played in CHL Top Prospects Game (2005) • OHL Second Team All-Star (2007)

## DAVID CUNNIFF

### ASSISTANT COACH/UTICA COMETS



Cunniff, 53, joined the organization during the 2023 offseason and was named an Assistant Coach for Utica and Head Coach Kevin Dineen's staff. The South Boston native skated two seasons at Salem State College (NCAA Div. III) in 1993-94 and then 1995-96. Cunniff advanced to the professional level and played in parts of three seasons in the ECHL and also parts of three seasons in the AHL. In the ECHL, Cunniff laced up the skates for Jacksonville (1996-97), Raleigh (1996-1998), Louisiana (2001-02) and Richmond (2001-02). At the AHL level, he played for the Albany River Rats from 1997-98 to 1999-00, which at the time was New Jersey's AHL affiliate. The forward totaled 120 regular-season contests with Albany and recorded

25 career points (5g-20a), plus 206 PIM. After his professional playing career, Cunniff served as an Assistant Coach in the AHL for 18 seasons from 2002-03 to 2019-20. He was with Cleveland from 2002-03 to 2005-06, Worcester from 2006-07 to 2013-14, Albany in 2014-15, Iowa from 2015-16 to 2018-19 and then Hartford for the 2019-20 campaign. Cunniff was then named General Manager/Head Coach for Worcester in the ECHL for the 2019-20 and 2021-22 seasons.

#### COACHING RECORD

| YEAR    | TEAM      | LEAGUE | REGULAR SEASON |    |    |    |     | PLAYOFFS |    |   |   |     |   |   |
|---------|-----------|--------|----------------|----|----|----|-----|----------|----|---|---|-----|---|---|
|         |           |        | GC             | W  | L  | OT | PTS | PCT      | GC | W | L | PCT |   |   |
| 2002-03 | Cleveland | AHL    |                |    |    |    |     |          |    |   |   |     |   |   |
| 2003-04 | Cleveland | AHL    |                |    |    |    |     |          |    |   |   |     |   |   |
| 2004-05 | Cleveland | AHL    |                |    |    |    |     |          |    |   |   |     |   |   |
| 2005-06 | Cleveland | AHL    |                |    |    |    |     |          |    |   |   |     |   |   |
| 2006-07 | Worcester | AHL    |                |    |    |    |     |          |    |   |   |     |   |   |
| 2007-08 | Worcester | AHL    |                |    |    |    |     |          |    |   |   |     |   |   |
| 2008-09 | Worcester | AHL    |                |    |    |    |     |          |    |   |   |     |   |   |
| 2009-10 | Worcester | AHL    |                |    |    |    |     |          |    |   |   |     |   |   |
| 2010-11 | Worcester | AHL    |                |    |    |    |     |          |    |   |   |     |   |   |
| 2011-12 | Worcester | AHL    |                |    |    |    |     |          |    |   |   |     |   |   |
| 2012-13 | Worcester | AHL    |                |    |    |    |     |          |    |   |   |     |   |   |
| 2013-14 | Worcester | AHL    |                |    |    |    |     |          |    |   |   |     |   |   |
| 2014-15 | Albany    | AHL    |                |    |    |    |     |          |    |   |   |     |   |   |
| 2015-16 | Iowa      | AHL    |                |    |    |    |     |          |    |   |   |     |   |   |
| 2016-17 | Iowa      | AHL    |                |    |    |    |     |          |    |   |   |     |   |   |
| 2017-18 | Iowa      | AHL    |                |    |    |    |     |          |    |   |   |     |   |   |
| 2018-19 | Iowa      | AHL    |                |    |    |    |     |          |    |   |   |     |   |   |
| 2019-20 | Hartford  | AHL    |                |    |    |    |     |          |    |   |   |     |   |   |
| 2019-20 | Worcester | ECHL   |                |    |    |    |     |          |    |   |   |     |   |   |
| 2021-22 | Worcester | ECHL   | 71             | 32 | 32 | 7  | 72  | 0.5      | -  | - | - | -   | - | - |
| 2023-24 | Utica     | AHL    |                |    |    |    |     |          |    |   |   |     |   |   |

#### PLAYING RECORD

| YEAR    | TEAM         | LEAGUE | REGULAR SEASON |    |    |     |     | PLAYOFFS |   |   |     |     |   |
|---------|--------------|--------|----------------|----|----|-----|-----|----------|---|---|-----|-----|---|
|         |              |        | GP             | G  | A  | PTS | PIM | GP       | G | A | PTS | PIM |   |
| 1993-94 | Salem State  | ECAC   | -              | -  | -  | -   | -   | -        | - | - | -   | -   | - |
| 1994-95 | Salem State  | ECAC   | 25             | 6  | 13 | 19  | 54  | -        | - | - | -   | -   | - |
| 1995-96 | Salem State  | ECAC   | 27             | 12 | 17 | 29  | 0   | -        | - | - | -   | -   | - |
| 1996-97 | Jacksonville | ECHL   | 16             | 4  | 5  | 9   | 75  | -        | - | - | -   | -   | - |
|         | Raleigh      | ECHL   | 46             | 14 | 6  | 20  | 67  | -        | - | - | -   | -   | - |
| 1997-98 | Raleigh      | ECHL   | 62             | 12 | 12 | 24  | 168 | -        | - | - | -   | -   | - |
|         | Albany       | AHL    | 4              | 0  | 0  | 0   | 13  | -        | - | - | -   | -   | - |
| 1998-99 | Albany       | AHL    | 48             | 2  | 9  | 11  | 118 | 5        | 0 | 1 | 1   | 4   |   |
| 1999-00 | Albany       | AHL    | 68             | 3  | 11 | 14  | 88  | 5        | 0 | 0 | 0   | 4   |   |
| 2001-02 | Louisiana    | ECHL   | 5              | 0  | 0  | 0   | 14  | -        | - | - | -   | -   |   |
|         | Richmond     | ECHL   | 19             | 3  | 1  | 4   | 12  | -        | - | - | -   | -   |   |

## BRIAN EKLUND

### GOALTENDING COACH/UTICA COMETS



In third season with organization and third on Kevin Dineen's staff. Joined Mark Dennehy's staff as Binghamton's goaltending coach, the organization's first AHL goaltending coach in five years, on November 10, 2020, Eklund served as the goaltending coach of the Boston University Terriers for five seasons from 2016 through 2020. Before his stint with BU, Eklund was a volunteer assistant coach with the Harvard University Crimson. In his time with the Crimson, Eklund's goaltenders set school records in wins, saves and starts, and also won the 2015 ECAC tournament. As a goaltender, Eklund skated in one regular-season NHL contest (Nov. 8, 2005) over his six-year professional career. He was awarded a Stanley

Cup ring as he served as Tampa Bay's third goalie during the 2004 Playoffs. Eklund was drafted in the seventh-round, 226th overall in the 2000 NHL Draft. The 43-year-old netminder spent two professional seasons with the Springfield Falcons and one with the Providence Thunderbirds (AHL). Eklund played in 73 games posting a 3.95 GAA and .874 SV% in his American Hockey League career. He spent his three seasons in the ECHL with the Pensacola Ice Pilots and Johnstown Chiefs, recording 83 games played, posting a 3.15 GAA and .916 SV%. The goaltender set the record for most minutes played in one season (3,724), saves in one season (2,194) and most saves in a playoff game (83; 2-1 2OT loss) during the 2003-04 ECHL season. Born in Braintree, MA on May 24, 1980, Eklund played four seasons of collegiate hockey, 1998-2002, with Brown University. Eklund owns a goalie school designed to develop aspiring goalies called Massachusetts Crease.

#### COACHING RECORD

| YEAR    | TEAM         | LEAGUE | REGULAR SEASON |   |       |                   | PLAYOFFS |    |   |   |     |
|---------|--------------|--------|----------------|---|-------|-------------------|----------|----|---|---|-----|
|         |              |        | GC             | W | L/O/T | PTS               | PCT      | GC | W | L | PCT |
| 2013-14 | Harvard      | NCAA   |                |   |       | Goaltending Coach |          |    |   |   |     |
| 2014-15 | Harvard      | NCAA   |                |   |       | Goaltending Coach |          |    |   |   |     |
| 2015-16 | Harvard      | NCAA   |                |   |       | Goaltending Coach |          |    |   |   |     |
| 2016-17 | Boston Univ. | NCAA   |                |   |       | Goaltending Coach |          |    |   |   |     |
| 2017-18 | Boston Univ. | NCAA   |                |   |       | Goaltending Coach |          |    |   |   |     |
| 2018-19 | Boston Univ. | NCAA   |                |   |       | Goaltending Coach |          |    |   |   |     |
| 2019-20 | Boston Univ. | NCAA   |                |   |       | Goaltending Coach |          |    |   |   |     |
| 2020-21 | Binghamton   | AHL    |                |   |       | Goaltending Coach |          |    |   |   |     |
| 2021-22 | Utica        | AHL    |                |   |       | Goaltending Coach |          |    |   |   |     |
| 2022-23 | Utica        | AHL    |                |   |       | Goaltending Coach |          |    |   |   |     |
| 2023-24 | Utica        | AHL    |                |   |       | Goaltending Coach |          |    |   |   |     |

#### PLAYING RECORD

| YEAR    | TEAM              | LEAGUE | REGULAR SEASON |          |          |          |           |          |          | PLAYOFFS    |          |          |          |          |          |          |          |
|---------|-------------------|--------|----------------|----------|----------|----------|-----------|----------|----------|-------------|----------|----------|----------|----------|----------|----------|----------|
|         |                   |        | GP             | W        | L        | O/T      | MIN       | GA       | SO       | AVG         | GP       | W        | L        | MIN      | GA       | SO       | AVG      |
| 2002-03 | Springfield       | AHL    | 1              | -        | -        | -        | -         | -        | -        | 1           | -        | -        | -        | -        | -        | -        | -        |
|         | Pensacola         | ECHL   | 19             | 10       | 6        | 0        | -         | -        | -        | 3.66        | -        | -        | -        | -        | -        | -        | -        |
| 2003-04 | Springfield       | ECHL   | 62             | 38       | 17       | 7        | -         | -        | -        | 3.01        | 5        | -        | -        | -        | -        | -        | 2.88     |
| 2004-05 | Springfield       | AHL    | 43             | -        | -        | -        | -         | -        | -        | 3.01        | -        | -        | -        | -        | -        | -        | -        |
| 2005-06 | Tampa Bay         | NHL    | 1              | 0        | 1        | 0        | 58        | 3        | 0        | 3.09        | -        | -        | -        | -        | -        | -        | -        |
|         | Springfield       | AHL    | 17             | 5        | 11       | 1        | -         | -        | -        | 4.21        | -        | -        | -        | -        | -        | -        | -        |
|         | Johnstown         | ECHL   | 2              | -        | -        | -        | -         | -        | -        | 3.23        | -        | -        | -        | -        | -        | -        | -        |
|         | Providence        | AHL    | 12             | 3        | 6        | 1        | -         | -        | -        | 3.52        | -        | -        | -        | -        | -        | -        | -        |
|         | <b>NHL TOTALS</b> |        | <b>1</b>       | <b>0</b> | <b>1</b> | <b>0</b> | <b>58</b> | <b>3</b> | <b>0</b> | <b>3.09</b> | <b>-</b> | <b>-</b> | <b>-</b> | <b>-</b> | <b>-</b> | <b>-</b> | <b>-</b> |

**MEGHAN DUGGAN**  
**DIRECTOR, PLAYER DEVELOPMENT**



Promoted to Director, Player Development on May 31, 2022. Duggan was previously hired by Fitzgerald for the newly created role of Manager, Player Development in May of 2021. She manages all levels of the club's development department, evaluating all on-ice and off-ice information. Duggan will drive the organization's plans on the design, improvement, and execution of progress plans for all players in the system. Her staff will be responsible for reviewing schedules and synthesizing information regarding all AHL players and prospects, while assessing them through in-person and video scouting. Duggan will coordinate the work of the Athlete Care group with the development of the organization's prospects.

Duggan is one of the most successful players in international hockey history, having won eleven medals (eight gold & three silver) for Team USA in international play. In the Olympic Winter Games, Duggan captured three medals: winning silver in 2010 at Vancouver and 2014 in Sochi (where she served as Captain), and triumphantly captured gold in a 2018 rematch with Canada at PyeongChang (where she was once again captain). In eight IIHF Women's World Championships, she was part of seven World Championship squads (2008-09, 2011, 2013 & 2015-17) and finished runner up once (2007). Duggan played collegiately at Wisconsin, and played with the Boston Blades (CWLHL) and with the Buffalo Beauts/Boston Pride (NWLHL). She was recently named President of Women's Sports Foundation and is on the NHL's Player Inclusion Committee. Duggan has served as a member of the Professional Women's Hockey Players Association (PHWPA), USA Hockey's Board of Directors, and Women's Advisory Committee. She has used her platform throughout her career for mentorship and motivational speaking with a focus on gender equality, diversity & inclusion, leadership, LGBTQ+ advocacy and teamwork.



**ESA PIRNES**  
 European Development Coach



**MARK VOAKES**  
 Development Coach

# MANNY LEGACE

## HEAD AMATEUR GOALTENDING SCOUT, DEVELOPMENT COACH



Legace, 51, joins New Jersey after spending five seasons with the Columbus Blue Jackets as the team's Goaltending Coach from 2018-19 to 2022-23. The Hartford Whalers selected Legace in the eighth round, 188th overall, in the 1993 NHL Draft. He spent parts of 11 seasons in the NHL from 1998-99 to 2009-10 with Los Angeles (1998-99), Detroit (1999-00 to 2005-06), St. Louis (2006-07 to 2008-09) and Carolina (2009-10). He appeared in 365 career NHL games and recorded a 187-99-41 overall record. Legace was a Stanley Cup champion with the Detroit Red Wings in 2001-02 and earned a career-high 37 wins with Detroit in 2005-06. Additionally, Legace appeared in 11 career Stanley Cup Playoff games, which were logged with Detroit from 2001-02 to 2005-06. His career .918 save percentage ranks first for all goaltenders in Detroit's franchise history who debuted after 1955-56.

Legace recorded his professional debut in the AHL with Springfield via 1994-95 and was later named an AHL All-Star, plus earned the AHL's Baz Bastien Memorial Award as the league's best goaltender. He spent parts of eight seasons in the AHL, while also playing in the International Hockey League (IHL) and overseas in the top Russian and German professional leagues. Legace represented Canada twice on the international stage. He won a gold medal at the International Ice Hockey Federation's (IIHF) 1992-93 World Junior Championship (WJC), and a silver medal at the 1993-94 Winter Olympics. He was also named the 1992-93 WJC's Best Goaltender, after posting a 1.67 goals-against average in six games. A native of Toronto, Ontario, Legace began his coaching career as a goaltending coach/consultant in the American Hockey League (AHL) with Springfield from 2012-13 to 2014-15. He then served as the goaltending coach for Lake Erie/Cleveland from 2015-16 to 2017-18 and won a Calder Cup Trophy with the team during the 2015-16 season.

### COACHING RECORD

| YEAR    | TEAM      | LEAGUE | REGULAR SEASON    |   |   |     | PLAYOFFS |     |    |   |
|---------|-----------|--------|-------------------|---|---|-----|----------|-----|----|---|
|         |           |        | GC                | W | L | O/T | PTS      | PCT | GC | W |
| 2012-13 | Muskegon  | USHL   | Assistant         |   |   |     |          |     |    |   |
| 2017-18 | Cleveland | AHL    | Goaltending Coach |   |   |     |          |     |    |   |
| 2018-19 | Columbus  | NHL    | Goaltending Coach |   |   |     |          |     |    |   |
| 2019-20 | Columbus  | NHL    | Goaltending Coach |   |   |     |          |     |    |   |
| 2020-21 | Columbus  | NHL    | Goaltending Coach |   |   |     |          |     |    |   |
| 2021-22 | Columbus  | NHL    | Goaltending Coach |   |   |     |          |     |    |   |
| 2022-23 | Columbus  | NHL    | Goaltending Coach |   |   |     |          |     |    |   |


### PLAYING RECORD

| YEAR    | TEAM              | LEAGUE | REGULAR SEASON |            |           |           |              |            |           | PLAYOFFS    |           |          |          |            |           |          |             |
|---------|-------------------|--------|----------------|------------|-----------|-----------|--------------|------------|-----------|-------------|-----------|----------|----------|------------|-----------|----------|-------------|
|         |                   |        | GP             | W          | L         | O/T       | MIN          | GA         | SO        | AVG         | GP        | W        | L        | MIN        | GA        | SO       | AVG         |
| 1990-91 | Niagra Falls      | OHL    | 29             | 13         | 10        | 2         | 1488         | 103        | 0         | 4.15        | -         | -        | -        | -          | -         | -        | -           |
| 1991-92 | Niagra Falls      | OHL    | 43             | 21         | 16        | 3         | 2384         | 143        | 0         | 3.6         | -         | -        | -        | -          | -         | -        | -           |
| 1992-93 | Niagra Falls      | OHL    | 48             | 22         | 19        | 3         | 2630         | 170        | 0         | 3.88        | -         | -        | -        | -          | -         | -        | -           |
|         | Canada            | WJC    | 6              | -          | -         | -         | -            | -          | -         | 1.67        | -         | -        | -        | -          | -         | -        | -           |
| 1993-94 | Canada            | OG     | -              | -          | -         | -         | -            | -          | -         | -           | -         | -        | -        | -          | -         | -        | -           |
| 1994-95 | Springfield       | AHL    | 39             | 12         | 17        | 6         | 2169         | 128        | 2         | 3.54        | -         | -        | -        | -          | -         | -        | -           |
| 1995-96 | Springfield       | AHL    | 37             | 20         | 12        | 4         | 2196         | 83         | 5         | 2.27        | 4         | -        | -        | -          | -         | -        | 4.91        |
| 1996-97 | Hartford          | NHL    | 0              | -          | -         | -         | -            | -          | -         | -           | -         | -        | -        | -          | -         | -        | -           |
|         | Springfield       | AHL    | 36             | 17         | 14        | 5         | 2119         | 107        | 1         | 3.03        | 12        | -        | -        | -          | -         | -        | 2.01        |
|         | Richmond          | ECHL   | 2              | 2          | 1         | 0         | 157          | 8          | 0         | 3.05        | -         | -        | -        | -          | -         | -        | -           |
| 1997-98 | Springfield       | AHL    | 6              | 4          | 2         | 0         | 345          | 16         | 0         | 2.78        | -         | -        | -        | -          | -         | -        | -           |
|         | Las Vegas         | IHL    | 41             | 18         | 16        | 4         | 2106         | 111        | 1         | 3.16        | 4         | -        | -        | -          | -         | -        | 4.05        |
| 1998-99 | Long Beach        | IHL    | 33             | 22         | 8         | 1         | 1796         | 67         | 2         | 2.24        | 6         | -        | -        | -          | -         | -        | 1.6         |
|         | Los Angeles       | NHL    | 17             | 2          | 9         | 2         | 899          | 39         | 0         | 2.60        | -         | -        | -        | -          | -         | -        | -           |
| 1999-00 | Detroit           | NHL    | 4              | 4          | 0         | 0         | 240          | 11         | 0         | 2.75        | -         | -        | -        | -          | -         | -        | -           |
|         | Manitoba          | IHL    | 42             | 17         | 18        | 5         | 259          | 104        | 2         | 2.59        | 2         | -        | -        | -          | -         | -        | 2.97        |
| 2000-01 | Detroit           | NHL    | 39             | 24         | 5         | 5         | 2136         | 73         | 2         | 2.05        | -         | -        | -        | -          | -         | -        | -           |
| 2001-02 | Detroit           | NHL    | 20             | 10         | 6         | 2         | 1117         | 45         | 1         | 2.42        | 1         | -        | -        | -          | -         | -        | 5.62        |
| 2002-03 | Detroit           | NHL    | 25             | 14         | 5         | 4         | 1406         | 51         | 0         | 2.18        | -         | -        | -        | -          | -         | -        | -           |
| 2003-04 | Detroit           | NHL    | 41             | 23         | 10        | 5         | 2325         | 82         | 3         | 2.12        | 4         | 2        | 2        | -          | -         | -        | 2.18        |
| 2004-05 | Khimik            | Russia | 2              | 0          | 1         | 0         | -            | -          | -         | -           | -         | -        | -        | -          | -         | -        | -           |
| 2005-06 | Detroit           | NHL    | 51             | 37         | 8         | 3         | 2905         | 106        | 7         | 2.19        | 6         | 2        | 4        | -          | -         | -        | 2.65        |
|         | Grand Rapids      | AHL    | 1              | 1          | 0         | 0         | 60           | 2          | 0         | 2.00        | -         | -        | -        | -          | -         | -        | -           |
| 2006-07 | St. Louis         | NHL    | 45             | 23         | 15        | 5         | 2522         | 109        | 5         | 2.59        | -         | -        | -        | -          | -         | -        | -           |
| 2007-08 | St. Louis         | NHL    | 66             | 27         | 25        | 8         | 3666         | 147        | 5         | 2.41        | -         | -        | -        | -          | -         | -        | -           |
| 2008-09 | St. Louis         | NHL    | 29             | 13         | 9         | 2         | 1452         | 77         | 0         | 3.18        | -         | -        | -        | -          | -         | -        | -           |
|         | Peoria            | AHL    | 23             | 14         | 7         | 1         | 1290         | 43         | 3         | 2.00        | 7         | 3        | 4        | -          | -         | 0        | 2.52        |
| 2009-10 | Carolina          | NHL    | 30             | 10         | 8         | 6         | 1596         | 77         | 4         | 2.89        | -         | -        | -        | -          | -         | -        | -           |
|         | Chicago           | AHL    | 6              | 2          | 2         | 1         | 317          | 17         | 1         | 3.21        | -         | -        | -        | -          | -         | -        | -           |
| 2010-11 | Iserlohn          | DEL    | 40             | 17         | 22        | 0         | 2322         | 97         | 3         | 2.51        | -         | -        | -        | -          | -         | -        | -           |
| 2011-12 | San Antonio       | AHL    | 1              | 0          | 0         | 0         | 20           | 3          | 0         | 3.00        | -         | -        | -        | -          | -         | -        | -           |
|         | Springfield       | AHL    | 35             | 14         | 18        | 1         | 1882         | 85         | 0         | 2.71        | -         | -        | -        | -          | -         | -        | -           |
|         | <b>NHL TOTALS</b> |        | <b>365</b>     | <b>187</b> | <b>99</b> | <b>41</b> | <b>20140</b> | <b>809</b> | <b>24</b> | <b>2.41</b> | <b>11</b> | <b>4</b> | <b>6</b> | <b>639</b> | <b>27</b> | <b>0</b> | <b>2.54</b> |

OHL Goaltender of the Year in 1992-93 | Olympic Silver Medal in 1993-94 | AHL All Star in 1995-96 & Baz Bastien Memorial Award for AHL's best goaltenders, led the league with .917 save% | Stanley Cup Champion in 2001-02 with Detroit | NHL All-Star in 2007-08

## ERIC WEINRICH

### DEVELOPMENT COACH



Entering eighth season as a member of the Devils' development staff; named to current post September 20, 2015. He served six seasons with the Sabres' organization, including time spent as director of player development (2011-12), NHL scout (2012-13 to '13-14) and assistant coach with AHL's Portland Pirates (2008-09 to '10-11). A defenseman, completed his 20-year professional playing career in 2008 after two seasons with Portland. Career NHL totals showed 70g-318a-388pts and 825 penalty minutes in 1,157 regular-season appearances. His first full season with New Jersey in 1990-91, became first player in team history named to NHL All-Rookie Team. While with Utica Devils (AHL), received 1990 Eddie Shore Award as AHL's best defenseman and was named to league's First All-Star Team. Represented United States at the 1988 Olympic Winter Games, 1991 Canada Cup, 2004 World Cup, 10 World Championships and two World Junior Championships. He was New Jersey's second choice and 32nd overall selection in the 1985 Entry Draft. He played three seasons, 1985-86 through 1987-88 at Maine (HE), scoring 16g-54a-70pts in 83 games. Played high school hockey at North Yarmouth Academy (ME). Eric and his wife, Tracy, have two children; son, Ben, and daughter, Emily. Weinrich was born December 19, 1966 in Roanoke, VA.

#### PLAYING RECORD

| YEAR                 | TEAM            | LEAGUE | REGULAR SEASON |           |            |            |            | PLAYOFFS  |          |           |           |           |
|----------------------|-----------------|--------|----------------|-----------|------------|------------|------------|-----------|----------|-----------|-----------|-----------|
|                      |                 |        | GP             | G         | A          | PTS        | PIM        | GP        | G        | A         | PTS       | PIM       |
| 1987-88              | Maine           | HE     | 8              | 4         | 7          | 11         | 22         | -         | -        | -         | -         | -         |
|                      | United States   | Olym.  | 6              | 0         | 0          | 0          | 0          | -         | -        | -         | -         | -         |
| 1988-89              | Utica           | AHL    | 80             | 17        | 27         | 44         | 70         | 5         | 0        | 1         | 1         | 8         |
|                      | DEVILS          | NHL    | 2              | 0         | 0          | 0          | 0          | -         | -        | -         | -         | -         |
| 1989-90              | Utica           | AHL    | 57             | 12        | 48         | 60         | 38         | -         | -        | -         | -         | -         |
|                      | DEVILS          | NHL    | 19             | 2         | 7          | 9          | 11         | 6         | 1        | 3         | 4         | 17        |
| 1990-91              | DEVILS          | NHL    | 76             | 4         | 34         | 38         | 48         | 7         | 1        | 2         | 3         | 6         |
|                      | United States   | WC-A   | 10             | 2         | 1          | 3          | 6          | -         | -        | -         | -         | -         |
| 1991-92              | DEVILS          | NHL    | 76             | 7         | 25         | 32         | 55         | 7         | 0        | 2         | 2         | 4         |
| 1992-93              | Hartford        | NHL    | 79             | 7         | 29         | 36         | 76         | -         | -        | -         | -         | -         |
|                      | United States   | WC-A   | 6              | 0         | 1          | 1          | 0          | -         | -        | -         | -         | -         |
| 1993-94              | Hartford        | NHL    | 8              | 1         | 1          | 2          | 2          | -         | -        | -         | -         | -         |
|                      | Chicago         | NHL    | 54             | 3         | 23         | 26         | 31         | 6         | 0        | 2         | 2         | 6         |
| 1994-95              | United States   | WC-A   | 6              | 0         | 1          | 1          | 0          | -         | -        | -         | -         | -         |
|                      | Chicago         | NHL    | 48             | 3         | 10         | 13         | 33         | 16        | 1        | 5         | 6         | 4         |
| 1995-96              | Chicago         | NHL    | 77             | 5         | 10         | 15         | 65         | 10        | 1        | 4         | 5         | 10        |
| 1996-97              | Chicago         | NHL    | 81             | 7         | 25         | 32         | 62         | 6         | 0        | 1         | 1         | 4         |
|                      | United States   | WC-A   | 6              | 0         | 4          | 4          | 2          | -         | -        | -         | -         | -         |
| 1997-98              | Chicago         | NHL    | 82             | 2         | 21         | 23         | 106        | -         | -        | -         | -         | -         |
|                      | United States   | WC-A   | 6              | 0         | 2          | 2          | 16         | -         | -        | -         | -         | -         |
| 1998-99              | Chicago         | NHL    | 14             | 1         | 3          | 4          | 12         | -         | -        | -         | -         | -         |
|                      | Montreal        | NHL    | 66             | 6         | 12         | 18         | 77         | -         | -        | -         | -         | -         |
| 1999-00              | United States   | WC-A   | 6              | 1         | 2          | 3          | 2          | -         | -        | -         | -         | -         |
|                      | Montreal        | NHL    | 77             | 4         | 25         | 29         | 39         | -         | -        | -         | -         | -         |
| 2000-01              | United States   | WC-A   | 7              | 0         | 2          | 2          | 4          | -         | -        | -         | -         | -         |
|                      | Montreal        | NHL    | 60             | 6         | 19         | 25         | 34         | -         | -        | -         | -         | -         |
| 2001-02              | Boston          | NHL    | 22             | 1         | 5          | 6          | 10         | -         | -        | -         | -         | -         |
|                      | United States   | WC-A   | 9              | 0         | 2          | 2          | 8          | -         | -        | -         | -         | -         |
| 2001-02              | Philadelphia    | NHL    | 80             | 4         | 20         | 24         | 26         | 5         | 0        | 0         | 0         | 4         |
|                      | United States   | WC-A   | 3              | 0         | 1          | 1          | 2          | -         | -        | -         | -         | -         |
| 2002-03              | Philadelphia    | NHL    | 81             | 2         | 18         | 20         | 40         | 13        | 2        | 3         | 5         | 12        |
| 2003-04              | Philadelphia    | NHL    | 54             | 2         | 7          | 9          | 32         | -         | -        | -         | -         | -         |
|                      | St. Louis       | NHL    | 26             | 2         | 8          | 10         | 14         | 5         | 0        | 1         | 1         | 0         |
| 2004-05              | United States   | W Cup  | 2              | 0         | 0          | 0          | 0          | -         | -        | -         | -         | -         |
|                      | United States   | WC-A   | 4              | 0         | 0          | 0          | 8          | -         | -        | -         | -         | -         |
| 2004-05              | EC Villacher SV | Aus.   | 10             | 3         | 8          | 11         | 8          | 3         | 0        | 1         | 1         | 6         |
| 2005-06              | St. Louis       | NHL    | 59             | 1         | 16         | 17         | 44         | -         | -        | -         | -         | -         |
|                      | Vancouver       | NHL    | 16             | 0         | 0          | 0          | 8          | -         | -        | -         | -         | -         |
| 2006-07              | Portland        | AHL    | 36             | 2         | 12         | 14         | 34         | -         | -        | -         | -         | -         |
| 2007-08              | Portland        | AHL    | 52             | 1         | 7          | 8          | 68         | -         | -        | -         | -         | -         |
| <b>DEVILS TOTALS</b> |                 |        | <b>173</b>     | <b>13</b> | <b>66</b>  | <b>79</b>  | <b>114</b> | <b>20</b> | <b>2</b> | <b>7</b>  | <b>9</b>  | <b>27</b> |
| <b>NHL TOTALS</b>    |                 |        | <b>1157</b>    | <b>70</b> | <b>318</b> | <b>388</b> | <b>825</b> | <b>81</b> | <b>6</b> | <b>23</b> | <b>29</b> | <b>67</b> |

Hockey East First All-Star Team (1987) • NCAA East Second All-American Team (1987) • Won Eddie Shore Award (AHL Outstanding Defenseman) (1990) • AHL First All-Star Team (1990) • NHL All-Rookie Team (1991)

Traded to Hartford by DEVILS with Sean Burke for Bobby Holik and Hartford's second-round choice (Jay Pandolfo) in 1993 Entry Draft, August 28, 1992. Traded to Chicago by Hartford with Patrick Poulin for Steve Larmer and Bryan Marchment, November 2, 1993. Traded to Montreal by Chicago with Jeff Hackett, Alain Nasreddine and Tampa Bay's fourth-round choice (Chris Dymont) in 1999 Entry Draft for Jocelyn Thibault, Dave Manson and Brad Brown, November 16, 1998. Traded to Boston by Montreal for Patrick Traverse, February 21, 2001. Signed as a free agent by Philadelphia, July 5, 2001. Traded to St. Louis by Philadelphia for St. Louis' fifth-round choice (Gino Pisellini) in 2004 Entry Draft, February 9, 2004. Signed as a free agent by Villacher (Aus.) February 14, 2005. Traded to Vancouver by St. Louis for Tomas Mojzis and Vancouver's third-round choice (later traded to DEVILS-Vladimir Zharkov) in 2006 Entry Draft, March 9, 2006.



**PAUL CASTRON — VICE PRESIDENT, AMATEUR SCOUTING**

Named Vice President, September 2019. He completed eighth season with Devils' organization; named to post July 31, 2015. Castron" before oversees all aspects of the club's amateur scouting operations. Castron joined the club after spending the previous 16 seasons with the Columbus Blue Jackets, including the last nine as director of amateur scouting. He was promoted to that position July 21, 2006 and built a talented pool of young players considered among the most respected in the league. He was previously named the Blue Jackets' director of player development in 2002, where he managed the progress of the team's prospects, including those at the minor league level. Castron first joined Columbus in 1999-00 as an amateur

scout. He also served the Ottawa Senators as an amateur scout for eight years, 1991 to 1999. He played professionally at the minor league level and in Europe, including four years as a player/coach in Sweden prior to joining the Senators' staff. He spent four seasons collegiately, 1981-82 through 1984-85, at St. Lawrence University (ECAC), where he totaled 56g-86a-142pts and 135 penalty minutes in 131 career games, and earned a degree in sociology. He was born May 23, 1962 in Toronto, Ont. Paul and his wife, Terri, reside in Michigan, and are the proud parents of twins Kuper and Madison.

**HEAD SCOUTING STAFF**

**NIKLAS EVERTSSON**  
Head of European Scouting



**GREG ROYCE**  
Head of CHL Scouting



**SCOTT LACHANCE**  
Head of US Scouting



**DAKOTA KEENE**  
Manager,  
Amateur Scouting Operations



## AMATEUR SCOUTING STAFF



PATRICK CHARBONNEAU



JOE FERRAS



MIKE ROONEY



MICHAEL SDAO



STEVE SMITH



MIKE YANDLE

## AMATEUR SCOUTING STAFF – EUROPE



MISHA MANCHIK



SERGEI NEMCHINOV



TOMI SINISALO



VACLAV SLANSKY, JR.

ANDERS NILSSON  
European Goalie Scout

## PRO SCOUTING STAFF

AL SANTILLI  
Director Player PersonnelRYAN BREEN  
Manager,  
Pro Scouting Operations/  
Pro ScoutJIM MILL  
Head of Free Agent  
Scouting/Recruitment

PETER HORACHEK



GEOFF SANDERSON



ANDRE SAVARD



BRIAN STRAIT


RYAN FITZGERALD  
U.S. College Scout

**DR. ANGUS MUGFORD****SENIOR VICE PRESIDENT, PLAYER DEVELOPMENT  
AND PERFORMANCE**

Joined organization in newly created role, May 31, 2022. Mugford oversees synergies between Athlete Care and Player Development departments to ensure focus on care for players across all levels of the organization. Mugford spent the previous seven years, 2015-22, with Major League Baseball's Toronto Blue Jays as Vice President, High Performance. He spearheaded the creation and growth of one of MLB's first-ever sports science departments, integrating a team of medical specialists within Toronto's player development system. Mugford also helped lead the design of the Blue Jays world-class player development facility in Florida, as well as innovation in coaching and player development. During that time, the High Performance

group grew to 60 staff members, working with 250 players and guiding the organization on player evaluation. Toronto's farm system had been ranked among the top seven in four out of the past five years by MLB.com, as the system graduated top players to the MLB squad including Vladimir Guerrero, Jr., Bo Bichette, and Alek Manoah. Mugford's department focused on sports science, sports medicine, nutrition, psychology, strength and conditioning and performance goals. Prior to the Blue Jays, Mugford spent 11 years, 2004-2015, at IMG Academy in Florida, where he directed the Mental Conditioning department and ran player development programs including IMG Bollettieri Tennis, golf, soccer, baseball, basketball, football, lacrosse, and track & field. Additionally, he was the lead consultant to provide professional and elite athletes individual and group mental conditioning programming (specifically from the NFL, NBA, MLB, WTA & ATP tennis tours). He also led the mental performance component for the U.S. Military Special Operations Command (SOCOM) Human Performance program.

**CHRIS STACKPOLE**  
**VICE PRESIDENT, ATHLETE CARE**



Promoted to role, August, 2019, worked the two prior seasons with the training staff. In his role, he oversees Medical Care, Performance Science, Rehab and Strength & Conditioning functions, which includes managing our training staff, strength and conditioning coaches and medical personnel. Stackpole is responsible for accumulating all of the necessary information and opinions and reporting to management and Head Coach Sheldon Keefe on a consistent basis. He is the key contact for communication and a driving force to invest in positions and resources to make sure the investments we are making on the ice translate to optimal performance. Previously worked in a similar capacity with the Portland Trail Blazers.

**JOE LORINCZ**  
**STRENGTH/CONDITIONING COACH**



Named to current position Aug. 18, 2015; joined Devils with more than 11 years of experience in strength and conditioning, including six seasons with Wilkes-Barre/Scranton (AHL). His responsibilities with New Jersey include the implementation of off-ice workouts, nutritional counseling and reconditioning of injured players as well as overseeing all strength programs. His professional hockey experience also includes off-ice training for the Anaheim Ducks prospect conditioning camp over consecutive summers, 2007-08. He served as graduate assistant at Springfield College (MA) from 2008-09, working with school's volleyball and lacrosse programs. He previously directed strength and conditioning programs for softball, baseball, field hockey, basketball and soccer at American International College (Springfield, MA) in 2007-08. He spent time as a strength/conditioning coach intern at Boston University (MA). He also was a volunteer at both Northeastern (MA) and Bryant (Smithfield, RI) Universities. He worked three summers, 2007-09, at Mike Boyle Strength and Conditioning (Woburn, MA), a well-respected program with more than 25 instructors who have moved on to careers with college and professional sports teams. Lorincz spent five summers, 2005-09, at Milton Academy (MA). Received his Masters of Education in Exercise Science from Springfield College, where he also worked as a physical therapy teaching assistant. He earned a Bachelor of Science degree in Exercise Science from the University of Massachusetts-Boston. He was born October 2, 1982 in Attleboro, MA.

**BRIAN SMITH — MASSAGE THERAPIST**



In 13th season with the Devils' organization and 25th year as a massage therapist. He specializes in active release therapy, kinesio taping, neuromuscular therapy and visceral manipulation. His experience includes more than 30 events, organizations and individual professional athletes; has served 21 schools during the NCAA swimming championships since 2003, the Big East swimming championships since 2002 and the Olympic Swimming Trials in 2004 and 2008. Most recently, he worked for Virginia Tech at 2011 NCAA wrestling championships. He spent time with the New York Football Giants (1994-96), Rutgers University swimming and diving team (1999-2010) and the New Jersey Repertory Ballet Company (1995) From September-November 2001, volunteered at the World Trade Center for both rescue workers and dogs. Smith served as an emergency medical technician for Exxon and has taught massage therapy, first aid and CPR since 1993. A certified equine sports

massage therapist, Smith studied at both Rutgers University and Chapman College (Orange, CA). Served in the U.S. Marine Corps for four years. He received training at Somerset (NJ) School of Massage Therapy. Brian and his wife, Barbara, reside in Center Valley, PA.

**CHRISTOPHER SCOPPETTO — HEAD EQUIPMENT MANAGER**



Entering his ninth season with the New Jersey Devils, seventh as Head Equipment Manager. He held same position for Team USA at the 2017 & 2022 IIHF World Championship. Scoppetto led entire Devils Equipment staff as Eastern Conference representatives at 2022 NHL All-Star Game in Las Vegas. Before joining the Devils, he spent eight seasons, 2008-2016, as head equipment manager for the Florida Panthers. He represented the United States at the 2011 IIHF World Championships in Bratislava, Svk., and 2004 World Cup of Hockey. The Hamden, CT native was the Detroit Red Wings assistant equipment manager from 2004-2008, earning a Stanley Cup ring in 2008. The AEMA certified equipment manager worked in a similar capacity for the Nashville Predators from their 1998-99 Inaugural Season through 2003-04. He worked the 2004 NHL All-Star Game in St. Paul, MN. Started NHL career with Phoenix Coyotes in their Inaugural Season, 1996, to 1998. He was given the nickname "Frosty"

by the late Brad McCrimmon. Scoppetto was equipment assistant for the Phoenix Roadrunners (IHL) from 1992-1996. He worked 1993 IHL All-Star Game in Phoenix, AZ. He began working as a stick boy with the New Haven Nighthawks (AHL) from 1987-1992. Is the Godfather to US Hockey Hall of Famer Keith Tkachuk's daughter, Taryn. Scoppetto graduated with a BS in Exercise Science/Business Minor from Arizona State University. Chris, wife Trekka, son Brekken, and daughter Lokklen enjoy visiting family in Traverse City, MI and Cape Cod, MA.



**SCOTT STANHIBEL**  
Head Athletic Trainer



**MICHAEL COYNE**  
Head Physical Therapist/  
Assistant Athletic Trainer



**STEVE NIGHTINGALE**  
Sports Scientist &  
Performance Coach



**AMY MARTENEY**  
Sport Dietitian



**ANDREW SCHMIDT**  
Asst. Equipment Mgr.



**BRENT OVERKAMP**  
Asst. Equipment Mgr.



**BOBBY JULIANO**  
Asst. Equipment Mgr.



**AARON HOFFMEYER**  
Asst. Equipment Mgr., Utica



**DAMION PARMELEE**  
Equipment Manager, Utica



**KATIE DAVIS**  
Head of Medical Care &  
Rehabilitation, Utica



**MATT SALMEN**  
Athletic Trainer, Utica



**MOLLY HARKINS**  
Asst. Athletic Trainer, Utica



**MATIAS SARVELA**  
Strength & Conditioning Coach, Utica






**MARIE CARNEVALE**  
Director of Hockey Administration



**KRISTIN FARINA**  
Director of Hockey Finance



**CHUCK FLETCHER**  
Senior Advisor to the President,  
Hockey Operations / GM



**SCOTT LITWACK**  
Director, Hockey Operations/  
Assistant General Manager,  
Utica Comets



**CHRISTINE GARCIA**  
Director, Team Management /  
Executive Assistant to the President/GM



**PAT MAIONE**  
Executive Assistant to Martin Brodeur



**JERRY DINEEN**  
Head Video Coach



**IAN GREENWALD**  
Video Coach



**JAMES LIPSCOMB**  
Facilitator, Hockey Information &  
Operations



**BRIAN SUSLOW**  
Video Coach, Utica



**MATT CANE**  
Director



**JARED LUNSFORD**  
Sr. Data Scientist



**JON FUNG**  
Software Developer



**CRAIG LEWIS**  
Software Developer



**CARLEEN MARKEY**  
Hockey Analyst



**MAE RENNICK**  
Player Development Analyst



**PETE ALBIETZ**

**SENIOR VICE PRESIDENT, COMMUNICATIONS & TEAM OPERATIONS, NEW JERSEY DEVILS/PRUDENTIAL CENTER**



Entering 22nd season with Devils' Communications Department; took over communications across all Devils & Prudential Center sports, entertainment and business platforms in addition to team operations focuses in July 2021. He spent five seasons as Vice President, Hockey Communications and Team Operations and five more as Director, Communications/Team Services; has served in various roles throughout the department, including assistant director, manager and communications coordinator since joining organization in September 2002. Albietz oversees all media, operations, travel, PR and business associations regarding the team, Prudential Center and executives. He has been involved in every aspect of the department including team operations, corporate communications, media relations,

team services, business operations, broadcasting, scheduling, contract negotiations, publications, content, charitable endeavors, social media, and web. He served as sales & marketing manager for Fan Guide, Inc.; coordinated editorial, advertising and marketing of publications and projects for NFL teams, 2001 MLB All-Star Game, NHL and major college conferences, November 2000 through summer 2002. Albietz graduated cum laude from Seton Hall University with a bachelor of science in sports management/business administration with a minor in history in 2001; inducted as part of inaugural class of sport management honor society-Alpha Chi Lambda. During college, he served internship with Major League Baseball's Public Relations Department, Office of the Commissioner, including the 1999 World Series. Born in Point Pleasant, NJ, he grew up in Brick, NJ. Married, his wife's name is Jackie and the couple has two children, twelve-year-old Peter James and six-year old, Penelope Rose.



**NICK BLACKMAN**  
Senior Manager, Team Operations  
& Hockey Communications



**CAELA McLOUGHLIN**  
Manager, Player,  
Family & Alumni Initiatives



**KYLE McKENNA**  
Manager, Hockey Information  
& Publications



**BILL HANOUSEK**  
Manager, Entertainment  
Communications- Prudential Center



**MEGAN LEY**  
Manager,  
Corporate Communications





Prudential Center is the world-class sports and entertainment venue located in downtown Newark, New Jersey. Opened in October 2007, the state-of-the-art arena is the home of the National Hockey League's (NHL) three-time Stanley Cup Champion New Jersey Devils, Seton Hall University's NCAA Division I Men's Basketball program, and more than 210 concerts, family shows and special events each year.

Kansas City-based HOK Sport+Venue+Entertainment, a renowned leader in sports facility design and construction, served as the project architect. The exterior of the building was designed by Morris Adjmi Architects of New York City and is based on the rich history of Newark – the nation's third-oldest major city. Newark's El Taller Colaborativo, among the largest and fastest-growing minority-owned architectural firms in the northeastern United States, also collaborated on the project.



Prudential Center has enjoyed a meteoric rise to the top of the sports and entertainment industry. "The Rock" is an industry leader, not only in New Jersey, but worldwide, hosting over two-million guests annually. Ranked in the Top five globally by Pollstar, Billboard and VenuesNow, Prudential Center is recognized as one of the premier venues not only in the United States but in the World. It has also become one of the hottest venues of its size in the United States and hosts diverse programming which includes K-Pop, Latin, R&B, Hip-Hop, Rock, Pop, Legacy acts and much more. In the past two years, Prudential Center has established itself as the "North American Home of K-Pop" and a must-play Northeast destination for Latin acts. Additionally, the building's burgeoning sports properties business includes the Never Forget Tribute Classic and Legacy Classic for HBCU's, UFC, Championship Boxing, along with college wrestling and professional wrestling.

Part of Newark's Downtown Core District Redevelopment Plan, Prudential Center is bound by Edison Place on the north, Lafayette Street on the south, Mulberry Street on the east, and off Broad Street on the west.

Prudential Center is located just two city blocks from Newark's Penn Station, and is among the most accessible sports venues in the country, serviced by New Jersey Transit's rail and bus lines, PATH, light rail and AMTRAK.

Prudential Center is a multi-purpose venue that holds 16,514 fans for hockey, and serves as the home to Seton Hall University Men's Basketball in the Big East Conference.

Versatile enough to hold any sized event with more loading docks and storage space than its competitors, Prudential Center is capable of hosting concerts, comedy shows, mixed martial arts events, World Championship Boxing, family shows, conventions, corporate and private events, ice shows and more with some of the quickest load-in and load-out times in the world.

Over the last several years, Prudential Center has hosted the 2012 NHL Stanley Cup Finals and professional basketball games including the New Jersey Nets and the New York Liberty. Prudential Center also hosted the 2019, 2022 & 2023 MTV VMAs, UFC 288, UFC 302 (highest grossing event in Prudential Center's history) 2013 NHL Entry Draft, the 2011/2012 NBA Drafts, the 2011 NCAA Men's Basketball East Regionals, 2009 WWE Hell in a Cell, 2016-2022 Never Forget College Basketball Classic, 2021-2023 Legacy Classic, Rolling Stones, Elton John, Taylor Swift, Bruce Springsteen, The Eagles, Garth Brooks, Andrea Bocelli, Bruno Mars, Foo Fighters, The Who, My Chemical Romance, Iron Maiden, Justin Bieber, Pitbull, Paul McCartney, Shawn Mendes, Michael Buble, Bad Bunny, Karol G, Kevin Hart, Chris Rock, Sebastian Maniscalco, BTS, BLACKPINK, ATEEZ, NCT 127, Stray Kids, Post Malone, Marc Anthony, Daddy Yankee, Drake, and Zach Bryan (highest attended event in Prudential Center's history). The Rock has also hosted a speech by President Barack Obama, First Lady Michelle Obama, Newark Mayor Ras Baraka and former New Jersey Governor Chris Christie's respective inauguration parties.

The Devils' practice facility – RWJBarnabas Health Hockey House – is located along Lafayette Street. Prudential Center is one of only four National Hockey League arenas to have a connecting practice rink. It also serves as a home for many youth, high school and adult hockey programs and in New Jersey.

Prudential Center features a four-level seating bowl, four sideline suites, and two exclusive club level lounges. There are 74 suites spanning two private concourses, along with two larger party suites.

On Suite Level One, The Lofts are a premium space inspired by the classic styling of old New Jersey and overlooks the arena floor on the north end. The Lofts deliver exceptional views, outstanding aesthetics, all-inclusive dining and an unparalleled overall event experience. The 350-seat restaurant on the south end overlooks both the main rink and RWJBarnabas Health Hockey House. The restaurant offers extraordinary cuisine while watching events from an outstanding viewpoint.

Prudential Lounge serves as an event level multi-purpose space located adjacent to Mulberry Street that visually ties in the surrounding city and arena. The multi-purpose space sponsored by Prudential Financial features design elements inspired by the Red Oak tree, the official tree of the state of New Jersey, and red, the brand color of the New Jersey Devils. Inspired by the shapes of skates and blades, the wooden flooring brings aspects of the arena into the space alongside metal framework inspired by Newark's industrial heritage.

New to Prudential Center this season and located on the second Suite Level of the west side of the building, The Pier Club is a re-imagining of Premium seating that provides 2-8 person modern seating options for year-round access to New Jersey Devils home games and more than 200 world-class events at Prudential Center. Inspired by the Jersey Shore, this new premium hospitality space offers an exclusive center view into the arena, private bar and lounge, and a variety of seating options including private boxes, premium plush seats and barstools.

In 2017, Prudential Center, along with LED solutions company Trans-Lux, unveiled the largest, in-arena, center-hung scoreboard in the world at that time. At 88,401 pounds, 9,584.9 square feet and almost four stories tall, the massive scoreboard contains 29,610,024 SMD pixels.

Some of Prudential Center's best features are its ultra-wide concourses which allow for ease of movement, and an array of superb food options (including the first gluten-free offerings in an arena). Carefully designed sightlines create spectacular views from every seat while giving visitors an intimate feel for the action.

The fan experience begins outside Prudential Center in Championship Plaza, a brickpaved, fan message-driven courtyard. Championship Plaza features a 22-foot tall, three-ton, metal "Ironman" hockey player statue and live entertainment with a block-party atmosphere during FanFest celebrations and pre-event attractions.

Prudential Center's parent company Harris Blitzer Sports & Entertainment also owns and operates White Eagle Hall located in Jersey City, New Jersey. Originally constructed in 1910 and reopened in 2017 after a multi-year, multi-million-dollar renovation, the 8,000-square-foot live performance and private event venue can fit up to 800 guests. HBSE was also selected to restore and maximize another iconic Jersey City venue, the Loew's Theatre which is anticipated to re-open in 2026.

- 
- 2/09/04** The National Hockey League's New Jersey Devils send a letter of intent for the relocation of the team to Newark.
  - 2/02/05** Devils and Newark formally sign agreement on the team's new arena.
  - 10/03/05** Groundbreaking ceremony takes place near Lafayette Street at the arena site.
  - 1/08/07** Devils Arena Entertainment (DAE) announces a 20-year naming-rights partnership with Prudential Financial; team's new home will be known as "Prudential Center."
  - 5/17/07** Seton Hall University announces that Prudential Center will be the new home of the Pirates men's basketball team.
  - 10/25/07** Ribbon-cutting ceremony takes place at Prudential Center's Lafayette Street Tower. Later that evening, Bon Jovi performs, marking the facility's first event.
  - 10/27/07** The Devils play their first-ever game at Prudential Center vs. the Ottawa Senators. Brian Gionta scores the team's first goal in its new home.
  - 9/11/08** Devils' practice facility formally introduced as "AmeriHealth Pavilion at Prudential Center," during ribbon-cutting ceremony.
  - 10/03/09** Ribbon-cutting ceremony takes place at Championship Plaza, an outdoor area celebrating the team's rich history and tradition.
  - 10/04/09** The inaugural WWE Hell in a Cell pay-per-view event takes place at Prudential Center.
  - 3/25/11** Prudential Center hosts 2011 Division 1 NCAA men's basketball East Regional Finals.
  - 6/23/11** Prudential Center hosts the 2011 NBA Draft, marking the first time in over ten years that the event was held outside of New York.
  - 5/02/12** New Jersey's Bruce Springsteen and the E Street Band conclude the 20-show leg of their U.S. tour at Prudential Center.
  - 5/30/12** Prudential Center hosts game one of the 2012 Stanley Cup Finals between the Devils and Los Angeles Kings.
  - 9/24/12** Courtyard by Marriott at Prudential Center opens its doors along Broad Street. It is the first new hotel in downtown Newark in four decades.
  - 12/15/12** Prudential Center closes out the second of two sold-out Rolling Stones concerts, including a worldwide pay-per-view event.
  - 6/30/13** Prudential Center hosts the 2013 NHL Entry Draft.
  - 3/16/16** Practice rink renamed "Barnabas Health Hockey House." Transitioned to RWJBarnabas Health Hockey House for 2016-17 season.
  - 10/20/17** The GRAMMY Museum Experience™ Prudential Center opened its doors to the public.
  - 12/1-3/17** Garth Brooks performs three straight sold out shows at Prudential Center.
  - 2017-18** Prudential Center unveils the largest video screen in the National Hockey League and the biggest in any North American arena.
  - 8/26/19** MTV hosts the 36th annual VMAS at Prudential Center. Performers include Bad Bunny, Taylor Swift, Camila Cabello, J Balvin, Lil Nas X, Lizzo, Rosalia, Normani, Big Sean featuring A\$AP Ferg, H.E.R., Ozuna, and Shawn Mendes.
  - 2/25/22** As part of his Farewell Yellow Brick Road Tour, Elton John performs at Prudential Center.
  - 8/28/22** MTV hosts the 39th annual VMAS at Prudential Center. Performers include Red hot Chili Peppers, Nicki Minaj, Lizzo, Jack Harlow, Eminem & Snoop Dogg, BLACKPINK, Panic at the Disco and more.
  - 9/12/23** MTV hosts 40th annual VMAs for the third time in four years at Prudential Center. Acts featured Nicki Minaj, Maneskin, Cardi B, Olivia Rodrigo, Lil' Wayne, Shakira, Diddy & more. BLACKPINK, Panic at the Disco and more.
  - 3/14/24** Zach Bryan plays the second of back to back sold out concerts in front of 19,151 guests making it the highest attended Prudential Center event of all time.
  - 6/01/24** UFC 302 sets Prudential Center's record for the highest grossing event in venue history.



Just like the Devils,  
you have big goals this year.

# NOW WHAT?

Here's what: Tap into the Rock Solid expertise of Prudential for an assist in realizing your financial dreams.

From planning and investing to life insurance and retirement, let our team help protect your life's work.

[Learn more at Prudential.com](https://www.prudential.com)



**Prudential**

© 2024 Prudential Financial, Inc. and its related entities. Prudential, PGIM, the Prudential logo, and the Rock symbol are service marks of Prudential Financial, Inc. and its related entities, registered in many jurisdictions worldwide.

1082700-00001-00



2024-25

# NEW JERSEY DEVILS

 Prudential Center



# JAKE ALLEN

34 | GOALIE



**NO. 34 | HT: 6'2" | WT: 197 LBS | CATCHES: LEFT | BORN: 8/7/90, FREDERICTON, NEW BRUNSWICK**  
**DRAFT: ST. LOUIS' THIRD CHOICE (SECOND ROUND) 34TH OVERALL IN 2008 NHL DRAFT**

## 2023-24

Allen began the 2023-24 campaign with Montreal, which marked his fourth season with the team. He appeared in 21 games with Montreal and posted a 6-12-3 record. New Jersey then acquired Allen via trade on Mar. 8, 2024, in exchange for a 2025 conditional third-round draft pick. Allen earned a win in his first game with New Jersey on Mar. 14, at Dallas. The veteran netminder also recorded a shutout sequence of 90:53 from Mar. 14, to the beginning of the third period on Mar. 17 at Vegas (58 saves). Allen's 24 saves in the 1st period at Toronto on Mar. 26 were the second most that a goaltender earned in a single period for franchise history.

## CAREER HIGHLIGHTS

**First NHL:** | **GP:** 2/5/13, vs NSH, 6 saves on 8 shots | **Start:** 2/13/13 @ DET, 15 saves on 18 shots | **Win:** 2/13/13 @ DET, 15 saves on 18 shots | **Shutout:** 3/14/13, vs PHX, 28 saves on 28 shots | **Point:** 1a, 11/23/14 @ WPG

**Most In A Game:** | **Shots Faced:** 51, 3/26/22, vs TOR, 4-2, W | **Saves:** 49, 3/26/22, vs TOR, 4-2, W | **Goals Allowed:** 9, 12/31/22 @ WSH, 9-2, L

**Season Career-Highs:** | **Wins:** 33 wins, 2016-17 | **Shutouts:** 6 shutouts, 2015-16 | **Saves:** 1482 saves, 2016-17 | **GP:** 61 GP, 2016-17 | **Save%:** .927 save%, 2019-20 | **GAA:** 2.15 GAA, 2019-20

**Longest Streak:** | **Wins:** 8 games, 11/15/2016 to 12/6/2016 (8-0-0, 2.20 GAA, .923 SV%, 0 SO) | **Shutout Sequence:** 184:38, 4 GP, 10/23/14 to 11/6/14 | **Consecutive Shutouts:** 2 GP, twice, last: 11/7/15 to 11/10/15 | **Starts:** 14 GP, twice, last: 12/5/18 to 1/5/19 (7-6-1, 2.82 GAA, .900 SV%) | **Decisions W/O Reg. Loss:** 8 games, 11/15/2016 to 12/6/2016 (8-0-0, 2.20 GAA, .923 SV%, 0 SO)

**Milestones:** Played in 100th career NHL GP on 10/12/16 @ CHI | Earned 100th career NHL win on 11/16/17 @ EDM | Played in 400 career GP on 11/2/23 @ ARI

## SHUTOUTS

24 career | Last: Feb. 14, 2023, vs CHI, 22 saves, 4-0 win w/ MTL



**PENALTY SHOTS** | STOPPED 3/5 | 60.0%

| DATE     | SKATER/OPOSITION      | RESULT | SCORE    |
|----------|-----------------------|--------|----------|
| 10/11/18 | Sean Monahan, vs CGY  | SAVE   | 5-3, STL |
| 10/12/22 | Alex Kerfoot, @ TOR   | SAVE   | 4-3, MTL |
| 11/8/22  | Dylan Larkin, vs DET  | SAVE   | 3-2, MTL |
| 10/28/23 | Adam Lowers, vs WPG   | SCORED | 4-3, MTL |
| 11/2/23  | Nick Schmaltz, vs ARI | SCORED | 3-2, MTL |

**VS. NHL**

|     | GP | GA | SO | GAA  | W-L-O/T |     | GP | GA | SO | GAA  | W-L-O/T |     | GP | GA | SO | GAA  | W-L-O/T |
|-----|----|----|----|------|---------|-----|----|----|----|------|---------|-----|----|----|----|------|---------|
| ANA | 13 | 23 | 1  | 1.87 | 8-4-0   | FLA | 10 | 40 | 0  | 4.68 | 2-8-0   | SJ  | 14 | 31 | 1  | 2.23 | 7-5-2   |
| BOS | 12 | 28 | 1  | 2.85 | 4-6-1   | LA  | 15 | 32 | 2  | 2.34 | 6-7-1   | SEA | 2  | 7  | 0  | 3.50 | 1-1-0   |
| BUF | 14 | 35 | 1  | 2.46 | 8-5-1   | MIN | 20 | 47 | 0  | 2.59 | 8-6-2   | STL | 4  | 19 | 0  | 4.75 | 2-2-0   |
| CGY | 19 | 45 | 0  | 2.51 | 11-6-1  | MTL | 8  | 26 | 0  | 3.29 | 3-5-0   | TB  | 10 | 32 | 1  | 3.47 | 3-7-0   |
| CAR | 8  | 21 | 0  | 2.66 | 3-4-1   | NSH | 21 | 54 | 0  | 2.75 | 9-8-3   | TOR | 22 | 60 | 0  | 2.91 | 10-8-1  |
| CHI | 23 | 53 | 3  | 2.35 | 12-7-4  | NJ  | 11 | 23 | 2  | 2.10 | 8-3-0   | UTA | -  | -  | -  | -    | -       |
| COL | 22 | 45 | 2  | 2.45 | 10-6-3  | NYI | 8  | 28 | 0  | 4.39 | 2-5-0   | VAN | 19 | 50 | 0  | 2.73 | 9-7-3   |
| CBJ | 9  | 22 | 0  | 2.94 | 4-1-1   | NYR | 7  | 19 | 0  | 3.33 | 1-5-0   | VGK | 9  | 31 | 0  | 3.43 | 2-4-3   |
| DAL | 21 | 50 | 3  | 2.40 | 12-7-1  | OTT | 15 | 42 | 1  | 2.88 | 7-6-2   | WSH | 9  | 31 | 1  | 3.7  | 4-5-0   |
| DET | 13 | 28 | 1  | 2.23 | 5-2-5   | PHI | 5  | 16 | 0  | 3.23 | 2-3-0   | WPG | 21 | 62 | 1  | 3.04 | 9-8-3   |
| EDM | 21 | 54 | 0  | 2.68 | 10-9-2  | PIT | 12 | 42 | 0  | 3.64 | 5-5-2   |     |    |    |    |      |         |

**CAREER STATS**

| YEAR    | TEAM                 | LEAGUE | REGULAR SEASON |            |            |           |              |             |           | PLAYOFFS    |           |           |           |             |           |          |             |
|---------|----------------------|--------|----------------|------------|------------|-----------|--------------|-------------|-----------|-------------|-----------|-----------|-----------|-------------|-----------|----------|-------------|
|         |                      |        | GP             | W          | L          | O/T       | MIN          | GA          | SO        | AVG         | GP        | W         | L         | MIN         | GA        | SO       | AVG         |
| 2010-11 | Peoria               | AHL    | 47             | 25         | 19         | 3         | 2805         | 118         | 6         | 2.52        | 3         | 0         | 3         | 189         | 12        | 0        | 3.8         |
| 2011-12 | St. Louis            | NHL    | -              | -          | -          | -         | -            | -           | -         | -           | 1         | 0         | 0         | 1           | 0         | 0        | 0           |
|         | Peoria               | AHL    | 38             | 13         | 20         | 2         | 2148         | 105         | 1         | 2.93        | -         | -         | -         | -           | -         | -        | -           |
| 2012-13 | St. Louis            | NHL    | 15             | 9          | 4          | 0         | 804          | 33          | 1         | 2.46        | -         | -         | -         | -           | -         | -        | -           |
|         | Peoria               | AHL    | 35             | 13         | 19         | 2         | 2054         | 99          | 2         | 2.89        | -         | -         | -         | -           | -         | -        | -           |
| 2014-15 | St. Louis            | NHL    | 37             | 22         | 7          | 4         | 2077         | 79          | 4         | 2.28        | 6         | 2         | 4         | 328         | 12        | 0        | 2.20        |
| 2015-16 | St. Louis            | NHL    | 47             | 26         | 15         | 3         | 2583         | 101         | 6         | 2.35        | 5         | 1         | 1         | 169         | 7         | 0        | 2.48        |
| 2016-17 | St. Louis            | NHL    | 61             | 33         | 20         | 5         | 3418         | 138         | 4         | 2.42        | 11        | 6         | 5         | 675         | 22        | 0        | 1.96        |
| 2017-18 | St. Louis            | NHL    | 59             | 27         | 25         | 3         | 3317         | 152         | 1         | 2.75        | -         | -         | -         | -           | -         | -        | -           |
| 2018-19 | St. Louis            | NHL    | 46             | 19         | 17         | 8         | 2568         | 121         | 3         | 2.63        | 1         | 0         | 0         | 24          | 1         | 0        | 2.45        |
| 2019-20 | St. Louis            | NHL    | 24             | 12         | 6          | 3         | 1339         | 48          | 2         | 2.15        | 5         | 2         | 2         | 286         | 9         | 0        | 1.89        |
| 2020-21 | Montreal             | NHL    | 29             | 11         | 12         | 5         | 1703         | 76          | 0         | 2.68        | -         | -         | -         | -           | -         | -        | -           |
| 2021-22 | Montreal             | NHL    | 35             | 9          | 20         | 4         | 1948         | 107         | 2         | 3.3         | -         | -         | -         | -           | -         | -        | -           |
| 2022-23 | Montreal             | NHL    | 42             | 15         | 24         | 3         | 2450         | 145         | 1         | 3.55        | -         | -         | -         | -           | -         | -        | -           |
| 2023-24 | Montreal             | NHL    | 21             | 6          | 12         | 3         | 686          | 74          | 0         | 3.65        | -         | -         | -         | -           | -         | -        | -           |
|         | DEVILS               | NHL    | 13             | 6          | 6          | 1         | 361          | 40          | 0         | 3.11        | -         | -         | -         | -           | -         | -        | -           |
|         | <b>DEVILS TOTALS</b> |        | <b>13</b>      | <b>6</b>   | <b>6</b>   | <b>1</b>  | <b>361</b>   | <b>40</b>   | <b>0</b>  | <b>3.11</b> | <b>-</b>  | <b>-</b>  | <b>-</b>  | <b>-</b>    | <b>-</b>  | <b>-</b> | <b>-</b>    |
|         | <b>NHL TOTALS</b>    |        | <b>429</b>     | <b>195</b> | <b>168</b> | <b>42</b> | <b>24194</b> | <b>1114</b> | <b>24</b> | <b>2.76</b> | <b>29</b> | <b>11</b> | <b>12</b> | <b>1483</b> | <b>51</b> | <b>0</b> | <b>2.06</b> |

**NOMINATIONS/AWARDS**

2007-08: U18 WJC Best Goaltenders, U18 WJC Gold Medal w/ Canada, U18 WJC Most Valuable Player | 2009-10: CHL Goaltender of the Year, WJC Silver Medal w/ Canada | 2010-11: AHL All-Star | 2012-13: NHL All-Rookie Team | 2013-14: AHL All-Star, Baz-Bastien Memorial Award (AHL Best Goaltenders) | 2014-15: NHL All-Rookie Team | 2018-19 Stanley Cup champion w/ St. Louis

**THROUGH THE YEARS**

**2022-23:** Played in third season with Montreal and posted 15 wins.

**2021-22:** Played in second season with Montreal and earned nine wins.

**2020-21:** Played in his first season with Montreal and helped Montreal advance to the Stanley Cup Final.

**2019-20:** Played in final season with St. Louis and appeared in 24 games.

**2018-19:** Posted 19 wins in 42 games with St. Louis and helped St. Louis win the franchise's first-ever Stanley Cup championship.

**International:** Canada | 2007-08: U18 WJC; Gold Medal | 2009-10: WJC, Silver Medal



# NATHAN BASTIAN

14 | RIGHT WING



**NO. 14 | HT: 6'4" | WT: 205 LBS | SHOOTS: RIGHT | BORN: 12/6/1997, KITCHENER, ONT**  
**DRAFT: NEW JERSEY'S SECOND CHOICE (SECOND ROUND) 41ST OVERALL IN 2016 NHL DRAFT**

## 2023-24

Bastian completed his fifth NHL season & earned his 50th career NHL point on Dec. 17 vs ANA. He played in his 200th career NHL game on Jan. 11 @ TBL & became the 15th player in franchise history who scored in their 200th career game, while snapping a 22-game skid without recording a goal. He earned his first multi-goal game for the season at the Navy Federal Credit Union Stadium Series game vs PHI. He was injured on Feb. 22 vs NYR and was placed on the I.R. (lower-body inj.) on Feb. 23.

**Notes: Oct. 13 vs ARI:** Logged season debut (10:37 TOI)... **Oct. 20 @ NYI:** Logged season-high 11:47 TOI... Nov. 2 @ MIN: Earned 1st PTS of the season w/ an assist ... **Nov. 16 @ PIT:** Earned 1st goal of '23-24... **Dec. 5 @ VAN:** Earned 1a... Snapped 7 GP w/o recording a PTS... **Dec. 17 vs ANA:** Earned 1a... Marked 50th career NHL PTS (25g-25a)... **Dec. 19 vs PHI:** EXT. PTS streak to 2 GP (0g-2a)...Marked 1st PTS streak for '23-24... **Jan. 11 @ TBL:** Played in 200th career NHL GP... 15th player in fran. history who scored in 200th career NHL GP... Snapped 22-game skid w/o a goal...

**Jan. 22 vs VGK:** Logged a season-high 2a...**Feb. 17 Vs PHI:** 1st multi-goal GP for '23-24...1st GWG for '23-24 (3rd career GWG)... **Feb. 22 vs NYR:** DNR for 3rd period... **Feb. 23:** Placed on I.R. (lower-body inj.)

## CAREER HIGHLIGHTS

**First NHL:** | **GP:** 1/19/19 vs ANA, 9:32 TOI | **Point:** 2/25/19 vs MTL, 1G | **Assist:** 1/26/21 vs PHI | **PPG:** TBD

**Most In A Game:** | **Goals:** 2G, last: 2/17/24 vs PHI | **Assists:** 3A, 4/11/23 vs BUF | **Points:** 3 PTS, 4/11/23 vs BUF (0g-3a) | **Shots:** 5 SOG, last: 3/11/23 @ MTL | **Hits:** 9 hits, 1/25/22 vs DAL | **TOI:** 20:09, 1/27/22 @ TBL | **BLK:** 4, 2/16/23 @ STL

**Season Career-Highs:** | **GP:** 72 GP, 2021-22 | **Goals:** 12G, 2021-22 | **Assists:** 9A, 2022-23 | **Points:** 18 PTS, 2021-22 | **Shots:** 97 SOG, 2021-22 | **Hits:** 210, 2021-22 | **ATOI:** 12:41, 2018-19 | **BLK:** 40 BLK, 2021-22

**Longest Streak:** | **Goals:** 2 GP, 2/25/23-3/1/23 (2g-0a) | **Assists:** 4 GP, 10/30/22-11/5/22 (1g-4a) | **Points:** 4 GP, 10/30/22-11/5/22 (1g-4a)

**Milestones:** First NHL goal on 2/25/19 vs MTL | 100th career NHL game on 3/12/22 vs ANA | Played in 200th career NHL game on 1/11/24 @ TBL

## PERSONAL

Nate's favorite restaurant is Catch in NYC...He jokes that he can't live without coffee... He enjoys golfing and BBQ, while his favorite actor is Will Ferrell...His favorite superhero is Spiderman...His go-to Halloween costume is Cookie Monster & his first job was a background actor in a movie.





## VS. NHL

| GP  | G  | A | PTS | PIM | GP | G   | A | PTS | PIM | GP | G  | A   | PTS | PIM | GP | G | A  | PTS | PIM |   |   |   |   |
|-----|----|---|-----|-----|----|-----|---|-----|-----|----|----|-----|-----|-----|----|---|----|-----|-----|---|---|---|---|
| ANA | 4  | 0 | 1   | 1   | 7  | DAL | 3 | 0   | 1   | 1  | 4  | NJ  | 1   | 0   | 0  | 0 | 0  | STL | 4   | 0 | 0 | 0 | 0 |
| BOS | 12 | 1 | 0   | 1   | 4  | DET | 6 | 0   | 0   | 0  | 2  | NYI | 13  | 2   | 0  | 2 | 6  | TB  | 4   | 1 | 0 | 1 | 7 |
| BUF | 13 | 0 | 5   | 5   | 2  | EDM | 7 | 0   | 2   | 2  | 2  | NYR | 12  | 1   | 2  | 3 | 18 | TOR | 6   | 1 | 0 | 1 | 2 |
| CGY | 6  | 1 | 1   | 2   | 7  | FLA | 4 | 2   | 0   | 2  | 0  | OTT | 6   | 2   | 1  | 3 | 0  | UTA | -   | - | - | - | - |
| CAR | 8  | 2 | 1   | 3   | 6  | LA  | 2 | 0   | 0   | 0  | 0  | PHI | 17  | 4   | 4  | 8 | 29 | VAN | 7   | 1 | 2 | 3 | 0 |
| CHI | 3  | 0 | 0   | 0   | 11 | MIN | 5 | 0   | 1   | 1  | 11 | PIT | 10  | 3   | 0  | 3 | 6  | VGK | 7   | 1 | 3 | 4 | 9 |
| COL | 6  | 2 | 0   | 2   | 0  | MTL | 7 | 2   | 0   | 2  | 2  | SJ  | 3   | 0   | 0  | 0 | 0  | WSH | 14  | 1 | 1 | 2 | 9 |
| CBJ | 9  | 1 | 2   | 3   | 7  | NSH | 5 | 0   | 0   | 0  | 2  | SEA | 4   | 0   | 1  | 1 | 2  | WPG | 3   | 0 | 0 | 0 | 0 |

## CAREER STATS

| YEAR    | TEAM                          | LEAGUE       | REGULAR SEASON |           |           |           |            |            |          |          |          |              |           |          |          | PLAYOFFS |           |     |   |   |   |   |   |
|---------|-------------------------------|--------------|----------------|-----------|-----------|-----------|------------|------------|----------|----------|----------|--------------|-----------|----------|----------|----------|-----------|-----|---|---|---|---|---|
|         |                               |              | GP             | G         | A         | PTS       | +/         | PIM        | PP       | SH       | GW       | GT           | S         | GP       | G        | A        | PTS       | PIM |   |   |   |   |   |
| 2011-12 | Cambridge Hawks U16 AAA       | ALLIANCE U16 | 5              | 0         | 0         | 0         | 0          | -          | 0        | -        | -        | -            | -         | -        | -        | -        | -         | -   | - | - | - | - | - |
| 2011-12 | Kitchener Jr. Rangers U16 AAA | ALLIANCE U16 | 30             | 11        | 13        | 24        | -          | 8          | -        | -        | -        | -            | 11        | 5        | 7        | 12       | 0         | -   | - | - | - | - | - |
| 2013-14 | Brantford Jr. B 99ers         | GOJHL        | 48             | 17        | 29        | 46        | 0          | 24         | -        | -        | -        | -            | -         | -        | -        | -        | -         | -   | - | - | - | - | - |
|         | Mississauga Steelheads        | OHL          | 21             | 2         | 1         | 3         | -5         | 6          | -        | -        | -        | -            | 4         | 0        | 0        | 0        | 2         | -   | - | - | - | - | - |
| 2014-15 | Mississauga Steelheads        | OHL          | 68             | 17        | 12        | 29        | -29        | 22         | -        | -        | -        | -            | -         | -        | -        | -        | -         | -   | - | - | - | - | - |
| 2015-16 | Mississauga Steelheads        | OHL          | 64             | 19        | 40        | 59        | -3         | 50         | -        | -        | -        | -            | 5         | 0        | 4        | 4        | 0         | -   | - | - | - | - | - |
| 2016-17 | Mississauga Steelheads        | OHL          | 58             | 16        | 29        | 45        | 13         | 43         | -        | -        | -        | -            | 20        | 7        | 7        | 14       | 16        | -   | - | - | - | - | - |
| 2017-18 | Binghamton                    | AHL          | 68             | 10        | 8         | 18        | -23        | 45         | -        | -        | -        | -            | 94        | -        | -        | -        | -         | -   | - | - | - | - | - |
| 2018-19 | DEVILS                        | NHL          | 7              | 3         | 0         | 3         | 0          | 10         | -        | -        | -        | -            | 13        | -        | -        | -        | -         | -   | - | - | - | - | - |
|         | Binghamton                    | AHL          | 58             | 18        | 6         | 24        | 9          | 63         | -        | -        | -        | -            | 133       | -        | -        | -        | -         | -   | - | - | - | - | - |
| 2019-20 | Binghamton                    | AHL          | 62             | 16        | 22        | 38        | -2         | 55         | -        | -        | -        | -            | 122       | -        | -        | -        | -         | -   | - | - | - | - | - |
| 2020-21 | DEVILS                        | NHL          | 41             | 3         | 7         | 10        | 0          | 21         | -        | -        | -        | -            | 46        | -        | -        | -        | -         | -   | - | - | - | - | - |
| 2021-22 | Seattle                       | NHL          | 12             | 1         | 1         | 2         | -1         | 31         | 0        | 0        | 0        | 10           | -         | -        | -        | -        | -         | -   | - | - | - | - | - |
| 2022-23 | DEVILS                        | NHL          | 60             | 11        | 5         | 16        | -11        | 34         | 3        | 0        | 1        | 87           | -         | -        | -        | -        | -         | -   | - | - | - | - | - |
| 2022-23 | DEVILS                        | NHL          | 43             | 6         | 9         | 15        | 7          | 31         | 0        | 0        | 1        | 62           | 12        | 1        | 1        | 2        | 16        | -   | - | - | - | - | - |
| 2023-24 | DEVILS                        | NHL          | 54             | 5         | 7         | 12        | -10        | 32         | 0        | 0        | 1        | 57           | -         | -        | -        | -        | -         | -   | - | - | - | - | - |
|         | <b>DEVILS TOTALS</b>          |              | <b>205</b>     | <b>28</b> | <b>28</b> | <b>56</b> | <b>-14</b> | <b>128</b> | <b>3</b> | <b>0</b> | <b>3</b> | <b>- 265</b> | <b>12</b> | <b>1</b> | <b>1</b> | <b>2</b> | <b>16</b> |     |   |   |   |   |   |
|         | <b>NHL TOTALS</b>             |              | <b>217</b>     | <b>29</b> | <b>29</b> | <b>58</b> | <b>-15</b> | <b>159</b> | <b>3</b> | <b>0</b> | <b>3</b> | <b>- 275</b> | <b>12</b> | <b>1</b> | <b>1</b> | <b>2</b> | <b>16</b> |     |   |   |   |   |   |

## NOMINATIONS/AWARDS

2015-16 CHL Top Prospects Game

## THROUGH THE YEARS

**2022-23:** Bastian skated in his fourth NHL season and earned his second-career game-winning goal. He tied a career-high three-game PTS streak (0g-3a) & earned a career-high three-game assist streak on Nov. 3 @ EDM... He earned his second career game-winning goal on Nov. 19 @ OTT...Placed on I.R. on Dec. 22 retroactive to Nov. 26...Activated off I.R. (upper-body) on Jan. 19 @ SEA...He logged his second fighting major for 2022-23 on Jan. 24 vs VGK (B. Howden)...2022-23 Stanley Cup Playoffs: May 3 @ CAR: 1st career SCP goal ...May 5 @ CAR: ext. PTS streak to 2 GP (1g-1a).

**2021-22:** Selected by SEA in NHL Expansion Draft on July 21...Claimed off waivers from SEA on Nov. 25...Made NJD season debut on Nov. 26 (7:13 TOI) @ NSH...Recorded 1st-career PPP/PPG on Dec. 19 vs PIT...Placed in COVID protocol on Jan. 8...Removed from protocol on Jan. 13...Earned 1st-career GWG on Mar. 8 vs COL.

**2020-21:** Completed first full NHL season...Made season debut on Jan. 14 vs Boston... Led New Jersey in hits (136), which also ranked second for NHL rookies...only two behind Montreal's Alexander Romanov...Was one of 11 New Jersey rookie skaters in 2020-21...First season wearing No. 14 (42).

**2019-20:** Skated in his third AHL season with Binghamton, playing in 62 regular-season games...tallied 38 points (16g-22a)...His 38 points ranked third on Binghamton.

**2018-19:** Skated in second AHL season with Binghamton...Recorded 18 goals and six assists for 24 points in 58 games...Tallied his first career NHL multi-goal game on Apr. 6 @ FLA.



# JESPER BRATT

63 | LEFT WING



**NO. 63 | HT: 5'10" | WT: 175 LBS | SHOOTS: LEFT | BORN: 7/30/98, STOCKHOLM, SWEDEN**  
**DRAFT: NEW JERSEY'S EIGHTH CHOICE (SIXTH ROUND) 162ND OVERALL IN 2016 NHL DRAFT**

## 2023-24

Bratt completed his seventh NHL season with New Jersey and recorded 30 goals in three consecutive seasons. Bratt tied a career-high seven game-winning goals (2021-22), and earned a career-high 10 shots on goal on **Jan. 22, vs VGK**. He earned his 200th career assist on **Dec. 29, @ OTT**. Bratt earned two four-points games, and a career-high 20 multi-PTS games. Bratt was one of 11 different NJD skaters who earned a point the Navy Federal Credit Union Stadium Series game on **Feb. 17, vs PHI**. Bratt became one of five Devils skaters since the start of the 2011-12 season who earned 80, or more, points in a single season. Bratt was named a 2023-24 First Team NHL All-Star and played in his first NHL All-Star game, which took place in Toronto

**Notes:** **Oct. 13 vs ARI:** Logged his 13th career multi-goal GP (2g-1a)... The 3-point effort also tied a career-high (12 times)... Netted 1st PPG for '23-24... **Oct. 20 @ NYI:** Ext. PTS streak to 3 GP (3g-5a)... Marked 3-GP multi-PTS streak... Tied a career-high 3A in a GP (last: 3/8/22 vs COL)... **Oct. 24 @ MTL:** Ext. PTS streak to 4 GP after earning an assist... **Oct. 25 vs WSH:** Ext. PTS streak to 5 GP (3g-7a) after earning an assist... **Oct. 27 vs BUF:** Ext. PTS streak to 6 GP (4g-7a)... Bratt's longest career PTS is 11 GP (5g-12a) - earned from Oct. 13, 2022, to Nov. 3, 2022... His 2nd longest point-streak is 7 GP, which he earned 3 times & last logged from Apr. 1, 2023, to Apr. 13 (1g-6a)

**Oct. 29 vs MIN:** Ext. PTS streak to 7 GP (6g-8a)... marks the 5th time in his career that he earned a point-streak of 7, or more, GP. The 7 game point-streak is his second longest stretch for Bratt's career... **Nov. 2 @ MIN:** Career-high 4 PTS in a GP (1g-3a)... Ext. PTS streak to 8 GP (7g-11a)... Earned 4th PPG for '23-24... **Nov. 16 @ PIT:** Logged team lead (tied, J. Hughes) 6th multi-PTS GP (1g-1a)... Earned team lead 3rd GWG... **Nov. 18 vs NYR:** Ext. PTS streak to 3 GP (1g-3a)... 1 PTS shy of 300 career PTS... **Nov. 25 vs BUF:** Recorded 300th career PTS... 7th multi-point GP for '23-24 (0g-2a)

**Dec. 5 @ VAN:** Earned 3rd multi-goal GP for '23-24... Snapped 7 GP drought w/o a goal... **Dec. 10 @ EDM:** Ext. PTS streak to 5 GP (4g-3a)... **Dec. 13 vs BOS:** Ext. PTS streak to 6 GP (4g-4a)... **Dec. 16 @ CBJ:** Ext. PTS streak to 7 GP (4g-7a)... Earned 4th career 3 assist GP... **Dec. 29 @ OTT:** 2nd career 4 PTS (1g-3a) GP... 6th 3 PTS effort for '23-24 - most in a single season... **Jan. 11 @ TBL:** PTS in consec. GP (1g-1a)... 7 SOG, marked 2nd time in '23-24 w/ 7, or more, SOG

**Jan. 13 @ FLA:** Ext. PTS streak to 3 GP (2g-1a)... Earned team-leading 5th GWG... **Jan. 25 @ CAR:** Ext. PTS streak to 3 GP (2g-1a)... **Jan. 27 @ TBL:** Ext. PTS streak to 4 GP (3g-1a)... **Feb. 6 vs COL:** Ext. goal-scoring streak 3 GP (tied career-high)... Ext. PTS streak to 5 GP (4g-2a)

## CAREER HIGHLIGHTS

**First NHL:** | GP: 10/7/17 vs COL, 16:19 TOI | **Point:** 10/7/17 vs COL, 1G | **Assist:** 10/7/17 vs COL | **PPG:** 10/7/17 vs COL

**Most In A Game:** | **Goals:** 3G, 3/19/23 @ TBL | **Assists:** 3A, 6x, Last: 2/8/24 vs CGY | **Points:** 4 PTS, twice last: 12/29/23 @ OTT | **Shots:** 10 SOG, 1/22/24 vs VGK | **Hits:** 4 hits, twice, Last: 11/14/23 @ WPG | **TOI:** 23:41, 11/24/23 vs CBJ | **BLK:** 3, 6x, Last: 1/27/24, @ TBL

**Season Career-Highs:** | **GP:** 82 GP, twice, last: 2023-24 | **Goals:** 32G, 2022-23 | **Assists:** 56A, 2023-24 | **Points:** 83 PTS, 2023-24 | **Shots:** 248 SOG, 2023-24 | **Hits:** 66 hits, 2023-24 | **ATOI:** 19:18, 2023-24 | **BLK:** 33 BLK, 2023-24

**Longest Streak:** | **Goals:** 3 GP, 5x, last: 1/25/24-2/6/24 (3g-1a) | **Assists:** 5 GP, 3x, last: 10/13/23-10/25/23 (3g-7a) | **Points:** 11 GP, 10/13/22-11/3/22 (5g-12a)

**Milestones:** 100th career GP on 1/4/19 @ ARI | 100th career point on 3/6/20 vs STL | 200th career GP on 3/7/21 @ BOS | Earned 100th career assist and 150th career point on 12/6/21 vs OTT | Played in 300th career game on 4/14/22 @ COL | Earned 200th career point on 4/16/22 @ SEA | Earned 100th career NHL goal on 3/19/23 @ TBL | Played in 400th career NHL GP on 11/5/23 @ CHI | Recorded 300th career point on 11/24/23 vs BUF | Earned 200th career NHL assist on 12/29/23 at OTT

## HAT TRICKS

March, 19, 2023, at TBL, 3g-0a, vs Andrei Vasilevskiy

## PENALTY SHOTS

**DATE**  
12/23/17  
10/30/21

**GOALIE/OPPPOSITION**  
Anton Forsberg vs CHI  
Tristan Jarry @ PIT

**RESULT**  
STOPPED  
Converted

**SCORE**  
4-1, NJD  
4-2, NJD



## PERSONAL

Credits mental coach Andy Sward with helping him prepare mentally for games and gain confidence...Skates in the off-season with fellow Swedes Gabriel Landeskog, William Nylander and Patric Hornqvist...His favorite restaurant is Carbone in NYC...One of his biggest interests are cars...his favorite movie is "Fast & Furious"...his favorite superhero is Batman... He enjoys golfing...Owns one dog named Nexus...His favorite sports team growing up was the Detroit Red Wings...he also played soccer growing up.

## VS. NHL

| GP  | G  | A | PTS | PIM | GP | G   | A  | PTS | PIM | GP | G | A   | PTS | PIM | GP | G  | A  | PTS | PIM |   |    |    |   |
|-----|----|---|-----|-----|----|-----|----|-----|-----|----|---|-----|-----|-----|----|----|----|-----|-----|---|----|----|---|
| ANA | 11 | 4 | 10  | 14  | 4  | DAL | 11 | 3   | 4   | 7  | 0 | NJ  | 0   | 0   | 0  | 0  | 0  | STL | 10  | 1 | 3  | 4  | 2 |
| BOS | 23 | 4 | 7   | 11  | 4  | DET | 14 | 4   | 7   | 11 | 6 | NYI | 23  | 1   | 15 | 16 | 10 | TB  | 14  | 8 | 3  | 11 | 0 |
| BUF | 24 | 8 | 16  | 24  | 0  | EDM | 10 | 6   | 5   | 11 | 0 | NYR | 23  | 2   | 10 | 12 | 2  | TOR | 16  | 4 | 11 | 15 | 0 |
| CGY | 8  | 1 | 7   | 8   | 2  | FLA | 15 | 8   | 4   | 12 | 2 | OTT | 17  | 3   | 12 | 15 | 2  | UTA | -   | - | -  | -  | - |
| CAR | 19 | 7 | 4   | 11  | 6  | LA  | 12 | 5   | 4   | 9  | 6 | PHI | 28  | 9   | 12 | 21 | 4  | VAN | 11  | 5 | 5  | 10 | 2 |
| CHI | 12 | 3 | 6   | 9   | 2  | MIN | 10 | 4   | 8   | 12 | 0 | PIT | 26  | 8   | 14 | 22 | 2  | VGK | 10  | 2 | 5  | 7  | 0 |
| COL | 9  | 4 | 9   | 13  | 0  | MTL | 17 | 5   | 8   | 13 | 0 | SJ  | 11  | 3   | 5  | 8  | 4  | WSH | 28  | 5 | 4  | 9  | 2 |
| CBJ | 21 | 4 | 9   | 13  | 2  | NSH | 11 | 4   | 5   | 9  | 2 | SEA | 6   | 1   | 3  | 4  | 0  | WPG | 11  | 0 | 9  | 9  | 0 |

## CAREER STATS

| YEAR    | TEAM                 | LEAGUE   | REGULAR SEASON |            |            |            |            |           |           |          |           |          |             | PLAYOFFS  |          |          |          |          |          |          |
|---------|----------------------|----------|----------------|------------|------------|------------|------------|-----------|-----------|----------|-----------|----------|-------------|-----------|----------|----------|----------|----------|----------|----------|
|         |                      |          | GP             | G          | A          | PTS        | +/-        | PIM       | PP        | SH       | GW        | GT       | S           | GP        | G        | A        | PTS      | PIM      |          |          |
| 2010-11 | Transgunds IF U18    | Swe-U18  | 3              | 0          | 0          | 0          | -          | 0         | -         | -        | -         | -        | -           | -         | -        | -        | -        | -        | -        | -        |
| 2011-12 | Transgunds IF U18    | Swe-U18  | 3              | 1          | 0          | 1          | -          | 0         | -         | -        | -         | -        | -           | -         | -        | -        | -        | -        | -        | -        |
| 2012-13 | Transgunds IF U18    | Swe-U18  | 29             | 9          | 15         | 24         | -          | 8         | -         | -        | -         | -        | -           | -         | -        | -        | -        | -        | -        | -        |
|         | Transgunds IF Jr.    | Swe-U18  | 2              | 0          | 1          | 1          | -          | 0         | -         | -        | -         | -        | 6           | 1         | 1        | 2        | 2        | -        | -        | -        |
|         | Transgunds IF        | Sweden-4 | 3              | 0          | 0          | 0          | -          | 0         | -         | -        | -         | -        | -           | -         | -        | -        | -        | -        | -        | -        |
| 2013-14 | AIK Solna U18        | Swe-U18  | 38             | 10         | 24         | 34         | -          | 24        | -         | -        | -         | -        | -           | -         | -        | -        | -        | -        | -        | -        |
| 2014-15 | AIK Solna U18        | Swe-U18  | 6              | 2          | 7          | 9          | -          | 8         | -         | -        | -         | -        | 2           | 0         | 1        | 1        | 0        | -        | -        | -        |
|         | AIK Solna Jr.        | Swe-U18  | 39             | 17         | 23         | *40        | -          | 20        | -         | -        | -         | -        | 1           | 0         | 0        | 0        | 0        | -        | -        | -        |
|         | AIK Solna            | Sweden-2 | 5              | 0          | 1          | 1          | -          | 2         | -         | -        | -         | -        | -           | -         | -        | -        | -        | -        | -        | -        |
| 2015-16 | AIK Solna Jr.        | Swe-U18  | 2              | 1          | 1          | 2          | -          | 2         | -         | -        | -         | -        | -           | -         | -        | -        | -        | -        | -        | -        |
|         | AIK Solna            | Sweden-2 | 48             | 8          | 9          | *17        | -          | 6         | -         | -        | -         | -        | 10          | 0         | 0        | 0        | 4        | -        | -        | -        |
| 2016-17 | AIK Solna Jr.        | Swe-U18  | 1              | 0          | 1          | 1          | -          | 0         | -         | -        | -         | -        | 2           | 0         | 0        | 0        | 2        | -        | -        | -        |
|         | AIK Solna            | Sweden-2 | 51             | 6          | 17         | 23         | 6          | -         | -         | -        | -         | -        | 3           | 1         | 0        | 1        | 0        | -        | -        | -        |
| 2017-18 | DEVILS               | NHL      | 74             | 13         | 22         | 35         | 16         | -         | 18        | 4        | 1         | 2        | -           | 100       | 1        | 0        | 0        | 0        | 0        | 0        |
| 2018-19 | DEVILS               | NHL      | 51             | 8          | 25         | 33         | 8          | -         | 6         | 1        | 0         | 1        | -           | 91        | -        | -        | -        | -        | -        | -        |
| 2019-20 | DEVILS               | NHL      | 60             | 16         | 16         | 32         | 6          | -         | 6         | 1        | 0         | 2        | -           | 101       | -        | -        | -        | -        | -        | -        |
| 2020-21 | DEVILS               | NHL      | 46             | 7          | 23         | 30         | 4          | 8         | 2         | 0        | 1         | -        | 101         | -         | -        | -        | -        | -        | -        | -        |
| 2021-22 | DEVILS               | NHL      | 76             | 26         | 47         | 73         | 0          | 16        | 3         | 0        | 6         | 3        | 197         | -         | -        | -        | -        | -        | -        | -        |
| 2022-23 | DEVILS               | NHL      | 82             | 32         | 41         | 73         | 14         | 6         | 8         | 0        | 3         | -        | 212         | 12        | 1        | 5        | 6        | 4        | -        | -        |
| 2023-24 | DEVILS               | NHL      | 82             | 27         | 56         | 83         | -6         | 12        | 7         | 0        | 7         | -        | 248         | -         | -        | -        | -        | -        | -        | -        |
|         | <b>DEVILS TOTALS</b> |          | <b>471</b>     | <b>129</b> | <b>230</b> | <b>359</b> | <b>-18</b> | <b>72</b> | <b>26</b> | <b>1</b> | <b>22</b> | <b>-</b> | <b>1050</b> | <b>13</b> | <b>1</b> | <b>5</b> | <b>6</b> | <b>4</b> | <b>-</b> | <b>-</b> |
|         | <b>NHL TOTALS</b>    |          | <b>471</b>     | <b>129</b> | <b>230</b> | <b>359</b> | <b>-18</b> | <b>72</b> | <b>26</b> | <b>1</b> | <b>22</b> | <b>-</b> | <b>1050</b> | <b>13</b> | <b>1</b> | <b>5</b> | <b>6</b> | <b>4</b> | <b>-</b> | <b>-</b> |

\*Led League

## NOMINATIONS/AWARDS

2015-16 Hlinka Memorial Silver Medal | 2015-16 WJC Silver Medal | 2016-17 J20 SM Bronze Medal | NHL's 2nd Star of the Week, week ending on Oct. 30, 2022

## THROUGH THE YEARS

**2022-23:** Completed his sixth NHL season with New Jersey and played in a career-high 82 games, recorded a career-high 32 goals and tied a career-high 73 PTS (2021-22). Bratt also earned a career-high eight power-play goals, and was a career-high +14. Bratt set a franchise record 11 GP PTS streak from the start of a season. He earned his first career hat-trick on Mar. 19, 2023, @ TBL, which also marked his 100th career goal... SCP: Logged 1st career PTS & multi-PTS GP on Apr. 22, @ NYR (0g-2a), and he earned his 1st career SCP on May 1, vs NYR.

**2021-22:** Earned his 2nd career penalty shot & converted on his 1st career penalty shot on Oct. 30th vs PIT's Tristan Jarry...Set career-high +4 rating on Nov. 28 vs PHI...Recorded 100th career NHL assist and 150th career point on Dec. 6 vs OTT...Placed in COVID protocol on Jan. 8 & removed on Jan. 14...Team announced on Feb. 12 that Bratt suffered a lower-body injury (day-to-day)...Logged third-career multi-goal game on Jan. 23 vs LAK & set a new career-high 36 PTS in a single season...Tied career-high 16 goals in a season on Feb. 24 @ PIT...Played in 300th career game on Apr. 14 @ COL...Earned 200th career point with a goal on Apr. 16 @ SEA.

**2020-21:** Completed his fourth professional NHL season with New Jersey...Earned first goal on Feb. 25 @ Buffalo...His 23 assists led New Jersey...Bratt has recorded 30-or-more points in all four NHL seasons...Skated in 200th career NHL game on 3/7/21 @ Boston...Scored first career OT, GWG on 3/21/21 @ Pittsburgh...Earned a career-high six-game point streak (3/16 to 3/25).

**2019-20:** Completed third NHL season...Set career-high 16 goals...Recorded six multi-point games.

**2018-19:** Skated in second NHL season...broke his jaw on Oct. 4 in practice (NHL Global Series)...recorded seven multi-point games...Suffered season-ending ankle injury on Mar. 5 vs CBJ

**International:** Sweden | 2015-16 U-18 WJC, 7 GP, 2g-2a-4PTS, won Silver Medal | 2018-19 WC, 6 GP, 0g-2a-2PTS | 2022 WC, 6 GP, 0g-2a-2PTS



# PAUL COTTER

47 | CENTER



**NO. 47 | HT: 6'2" | WT: 213 LBS | SHOOTS: LEFT | BORN: 11/16/1999, CANTON, MICHIGAN**  
**DRAFT: VEGAS' THIRD CHOICE (FOURTH ROUND) 115TH OVERALL IN 2018 NHL DRAFT**

## 2023-24

Cotter completed his third season with Vegas and recorded a career-high 76 games played, 18 assists and 25 points. His 233 hits also marked a career-high and ranked second for all Vegas skaters. Cotter skated in his 100th career game at the 2024 Winter Classic. The Devils traded Alexander Holtz and goaltender Akira Schmid in exchange for Cotter and a 2025 third-round draft pick on June 29. Cotter is the sixth skater in franchise history who dons number 47.

## CAREER HIGHLIGHTS

**First NHL:** | **GP:** 11/9/21 vs SEA, 8:27 TOI | **Point:** 11/11/21 vs MIN, 1G | **Assist:** 11/10/22, @ BUF | **PPG:** 10/21/23 @ CHI

**Most In A Game:** | **Goals:** 2G, twice last: 12/5/23 @ BOS | **Assists:** 2A, 3/2/24 @ BUF | **Points:** 2 PTS, 8x, 3/2/24 @ BUF (0g-2a) | **Shots:** 5 SOG, 1/21/23 vs WSH | **Hits:** 10 hits, 10/10/23 vs SEA | **TOI:** 19:27, 1/16/23 vs DAL | **BLK:** 4, 12/13/22 @ WPG

**Season Career-Highs:** | **GP:** 76 GP, 2023-24 | **Goals:** 13G, 2022-23 | **Assists:** 18A, 2023-24 | **Points:** 25 PTS, 2023-24 | **Shots:** 100 SOG, 2022-23 | **Hits:** 233, 2023-24 | **ATOI:** 12:50, 2022-23 | **BLK:** 29 BLK, 2022-23

**Longest Streak:** | **Goals:** 3 GP, 2/9/23 to 2/16/23 (3g-0a) | **Assists:** 2 GP, 4x, last: 2/6/24 to 2/8/24 (0g-2a) | **Points:** 4 GP, twice, last: 1/26/24 to 2/8/24 (1g-3a)

**Milestones:** Played in 100th career NHL game on 1/1/24 @ SEA (Winter Classic)



## VS. NHL

|     | GP | G | A | PTS | PIM |     | GP | G | A | PTS | PIM |     | GP | G | A | PTS | PIM |   | GP  | G | A | PTS | PIM |    |
|-----|----|---|---|-----|-----|-----|----|---|---|-----|-----|-----|----|---|---|-----|-----|---|-----|---|---|-----|-----|----|
| ANA | 5  | 1 | 2 | 3   | 0   | DAL | 6  | 1 | 1 | 2   | 2   | NJ  | 2  | 0 | 0 | 0   | 0   | 0 | STL | 5 | 0 | 1   | 1   | 0  |
| BOS | 4  | 3 | 0 | 3   | 2   | DET | 5  | 2 | 0 | 2   | 0   | NYI | 3  | 0 | 0 | 0   | 0   | 0 | TB  | 4 | 1 | 2   | 3   | 0  |
| BUF | 3  | 1 | 4 | 5   | 0   | EDM | 5  | 1 | 2 | 3   | 0   | NYR | 4  | 0 | 1 | 1   | 0   | 0 | TOR | 2 | 0 | 0   | 0   | 2  |
| CGY | 6  | 0 | 0 | 0   | 5   | FLA | 4  | 0 | 0 | 0   | 2   | OTT | 3  | 0 | 0 | 0   | 2   | 0 | UTA | - | - | -   | -   | -  |
| CAR | 5  | 1 | 0 | 1   | 2   | LA  | 5  | 0 | 1 | 1   | 2   | PHI | 4  | 1 | 1 | 2   | 2   | 0 | VAN | 7 | 0 | 0   | 0   | 0  |
| CHI | 6  | 2 | 1 | 3   | 4   | MIN | 5  | 2 | 1 | 3   | 2   | PIT | 4  | 1 | 1 | 2   | 0   | 0 | VGK | 0 | 0 | 0   | 0   | 0  |
| COL | 4  | 0 | 0 | 0   | 0   | MTL | 3  | 1 | 0 | 1   | 0   | SJ  | 7  | 1 | 0 | 1   | 2   | 0 | WSH | 3 | 2 | 1   | 3   | 17 |
| CBJ | 4  | 1 | 0 | 1   | 2   | NSH | 4  | 0 | 1 | 1   | 2   | SEA | 6  | 0 | 0 | 0   | 6   | 0 | WPG | 5 | 0 | 1   | 1   | 2  |

## CAREER STATS

| YEAR       | TEAM                          | LEAGUE      | REGULAR SEASON |        |         |         |         |         |        |        |        |          |     | PLAYOFFS |   |   |     |     |   |   |   |   |   |   |   |
|------------|-------------------------------|-------------|----------------|--------|---------|---------|---------|---------|--------|--------|--------|----------|-----|----------|---|---|-----|-----|---|---|---|---|---|---|---|
|            |                               |             | GP             | G      | A       | PTS     | +/-     | PIM     | PP     | SH     | GW     | GT       | S   | GP       | G | A | PTS | PIM |   |   |   |   |   |   |   |
| 2016-17    | Brookings                     | NAHL        | 59             | 28     | 32      | 60      | 9       | 103     | -      | -      | -      | -        | -   | 5        | 0 | 2 | 2   | 0   | - | - | - | - | - | - |   |
| 2017-18    | Lincoln                       | USHL        | 51             | 18     | 21      | 39      | 2       | 64      | -      | -      | -      | -        | -   | 7        | 4 | 4 | 8   | 8   | - | - | - | - | - | - |   |
| 2018-19    | Western Mich. Univ.<br>London | NCHC<br>OHL | 8<br>48        | 0<br>9 | 1<br>17 | 1<br>26 | -5<br>9 | -<br>25 | 0<br>0 | 0<br>0 | 0<br>0 | -<br>101 | 11  | 0        | 0 | 0 | 2   | -   | - | - | - | - | - | - |   |
| 2019-20    | Chicago                       | AHL         | 56             | 4      | 5       | 9       | -13     | 24      | 1      | 0      | 2      | -        | 53  | -        | - | - | -   | -   | - | - | - | - | - | - |   |
| 2020-21    | Henderson                     | AHL         | 38             | 5      | 11      | 16      | 9       | 18      | 0      | 0      | 1      | -        | 52  | 4        | 0 | 1 | 1   | 4   | - | - | - | - | - | - |   |
| 2021-22    | Vegas                         | NHL         | 7              | 2      | 0       | 2       | 1       | 6       | 0      | 0      | 0      | -        | 11  | -        | - | - | -   | -   | - | - | - | - | - | - |   |
| 2022-23    | Henderson                     | AHL         | 59             | 19     | 15      | 34      | 0       | 62      | 6      | 0      | 2      | -        | 162 | 2        | 1 | 1 | 2   | 0   | - | - | - | - | - | - |   |
| 2022-23    | Vegas                         | NHL         | 55             | 13     | 5       | 18      | -5      | 15      | 0      | 0      | 1      | -        | 76  | -        | - | - | -   | -   | - | - | - | - | - | - |   |
| 2023-24    | Vegas                         | NHL         | 76             | 7      | 18      | 25      | -11     | 41      | 2      | 0      | 0      | -        | 100 | -        | - | - | -   | -   | - | - | - | - | - | - |   |
| NHL TOTALS |                               |             | 138            | 22     | 23      | 45      | -15     | 62      | 2      | 0      | 1      | -        | 187 | -        | - | - | -   | -   | - | - | - | - | - | - | - |

## NOMINATIONS/AWARDS

2016-17 NAHL (Central Division) MVP. NAHL Rookie of the Year, (Central) Forward of the Year | 2017-18 USHL All-Rookie Team | 2022-23 Stanley Cup champion

## THROUGH THE YEARS

**2022-23:** Cotter recorded a career-high 13 goals and earned his first career game-winning goal on Oct. 13, 2022, vs Chicago. He was a member of the 2022-23 Stanley Cup champion Vegas Golden Knights. The 2022-23 campaign marked his first complete season at the NHL level.

**2021-22:** He logged his NHL debut with Vegas and played in seven NHL contests (19g-15a). He played in 59 regular-season games in the AHL with Henderson and also logged two points (1g-1a) in two Calder Cup Playoff games with the team.

**2020-21:** Skated in 38 AHL contests with Henderson and four postseason contests with the team.

**2019-20:** Logged his professional debut in the AHL with Chicago and earned nine points (5g-6a) in 56 contests.

**International:** N/A



# NICO DAWS

50 | GOALIE



**NO. 50 | HT: 6'4" | WT: 205 LBS | CATCHES: LEFT | BORN: 12/22/00, YARMOUTH, MUNICH, DEU**  
**DRAFT: NEW JERSEY'S FOURTH CHOICE (THIRD ROUND) 84TH OVERALL IN 2020 NHL DRAFT**

## 2023-24

Daws began the season sidelined, after he received hip surgery in the offseason, and returned to action with the team's AHL affiliate in Utica on Dec. 8. Daws earned his first win for 2023-24 on Dec. 29, @ OTT, which also marked his season debut. Daws earned his first career NHL points (1a) on Jan. 3, @ WSH. Daws inked his name into the NHL records books, after he earned 45 saves at the Navy Federal Credit Union Stadium Series game, which marked the most save all-time by a goaltender in an NHL outdoor game. Daws finished the season in Utica (AHL), after he was reassigned on Mar. 18.

**Notes: Dec. 17 vs ANA:** Recalled from Utica (AHL)... Dressed, back-up for A. Schmid... **Dec. 20:** Reassigned to Utica (AHL)... **Dec. 27 vs CBJ:** Recalled from Utica (AHL)... **Dec. 29 @ OTT:** Logged 1st start for '23-24... 1st win for '23-24... 1st NHL win since Apr. 12, 2022, at ARI... **Jan. 3 @ WSH:** Improved to 2-0-0... Became 3rd Devils netminder in '23-24 who earned a PTS w/ an assist (A. Schmid, 0g-2a/V/ Vanecek, 0g-1a).

**Jan. 6 vs VAN:** Tied career-high 37 saves... **Jan. 13 @ FLA:** Stopped 36/37 shots ...2nd most saves in career GP (37)... **Jan. 17 vs MTL:** Logged 3rd consec. Start... **Jan. 25 @ CAR:** Relieved of duties in 2nd per. ... Marked 1st time in '23-24 he was relieved... **Feb. 12 vs SEA:** Started for 1st time since Jan. 25... **Feb. 13 @ NSH:** Played in consec. GP & in a back-to-back set... **Feb. 15 vs LAK:** Started in 3 consec. GP... **Feb. 17 vs PHI:** 45 saves marked the most all-time by a goaltender in an NHL outdoor GP... 48 shots against marked the most that a G faced in an NHL outdoor GP... 4th consec. start... **Mar. 1 @ ANA:** Relieved for 2nd time in '23-24... **Mar. 16 @ ARI:** Relieved K. Kahkonen for start of 2nd period... **Mar. 18:** Reassigned to Utica (AHL).

## CAREER HIGHLIGHTS

**First NHL:** | **GP:** 10/23/21, vs BUF, 24 saves on 25 shots | **Start:** 10/23/21, vs BUF, 24 saves on 25 shots | **Win:** 10/23/21, vs BUF, 24 saves on 25 shots | **Shutout:** TBD | **Point:** 1a, 1/3/24, @ WSH

**Most In A Game:** | **Shots Faced:** 48, 2/27/24, vs PHI (SS Game/NHL Record), 6-3, W | **Saves:** 48, 2/27/24, vs PHI (SS Game/NHL Record), 6-3, W | **Goals Allowed:** 6, twice, Last: 2/20/24, @ WSH, 6-2, L

**Season Career-Highs:** | **Wins:** 9 wins, 2022-23 | **Shutouts:** 1 shutout, 2022-23 | **Saves:** 376 saves, 2022-23 | **GP:** 18 GP, 2022-23 | **SV%:** .922, 2022-23 | **GAA:** 2.13, 2022-23

**Longest Streak:** | **Wins:** 5 games, 11/10/22 to 12/3/22 (5-0-0, 1.42 GAA, .949 SV%, 0 SO) | **Shutout Sequence:** 96:29, 4 GP, 1/5/23 to 3/5/23 | **Consecutive Shutouts:** TBD | **Starts:** 2 games, 2x, last: 3/16/23 to 3/18/23 (0-1-1), .906 SV%, 2.93 GAA) | **Decisions W/O Reg. Loss:** 5 games, 11/10/22 to 12/3/22 (5-0-0, 1.42 GAA, .949 SV%, 0 SO)

**Milestones:** Played in first NHL game on 10/23/21, vs BUF | Earned first career NHL win on 10/23/21, vs BUF | Earned first career NHL point (1a) on 1/3/24 @ WSH



## VS. NHL

|     | GP | GA | SO | GAA  | W-L-O/T |     | GP | GA | SO | GAA  | W-L-O/T |     | GP | GA | SO | GAA  | W-L-O/T |
|-----|----|----|----|------|---------|-----|----|----|----|------|---------|-----|----|----|----|------|---------|
| ANA | 2  | 5  | 0  | 2.41 | 1-0-1   | FLA | 1  | 2  | 0  | 3.3  | 0-0-1   | SJ  | 1  | 3  | 0  | 2.81 | 1-0-0   |
| BOS | 12 | 30 | 0  | 2.88 | 5-5-0   | LA  | 2  | 6  | 0  | 3    | 1-1-0   | SEA | 2  | 6  | 0  | 3.06 | 1-1-0   |
| BUF | 11 | 24 | 1  | 2.27 | 8-2-1   | MIN | 3  | 8  | 0  | 2.54 | 0-1-2   | STL | 1  | 4  | 0  | 4.20 | 0-1-0   |
| CGY | 4  | 12 | 0  | 3.56 | 3-0-0   | MTL | 3  | 9  | 0  | 3.00 | 2-1-0   | TB  | 4  | 11 | 0  | 2.71 | 1-2-1   |
| CAR | 5  | 11 | 2  | 2.54 | 3-2-0   | NSH | 1  | 4  | 0  | 3.96 | 1-0-1   | TOR | 6  | 15 | 0  | 2.91 | 1-3-1   |
| CHI | 2  | 3  | 1  | 1.44 | 1-0-1   | NJ  | 6  | 14 | 0  | 2.30 | 6-0-0   | UTA | -  | -  | -  | -    | -       |
| COL | 2  | 5  | 1  | 2.96 | 2-0-0   | NYI | 10 | 23 | 2  | 2.65 | 5-3-0   | VAN | 2  | 7  | 0  | 3.36 | 2-0-0   |
| CBJ | 4  | 6  | 0  | 1.5  | 4-0-0   | NYR | 11 | 28 | 0  | 2.54 | 7-3-0   | VGK | 2  | 3  | 0  | 1.47 | 1-1-0   |
| DAL | 3  | 5  | 1  | 1.69 | 2-1-0   | OTT | 2  | 5  | 0  | 2.68 | 1-0-0   | WSH | 2  | 2  | 0  | 1.50 | 1-0-0   |
| DET | 4  | 11 | 0  | 2.74 | 2-1-1   | PHI | 4  | 11 | 0  | 3.13 | 0-3-0   | WPG | 3  | 9  | 0  | 3.37 | 2-1-0   |
| EDM | 2  | 3  | 0  | 1.97 | 2-0-0   | PIT | 12 | 28 | 0  | 2.5  | 7-1-0   |     |    |    |    |      |         |

## CAREER STATS

| YEAR          | TEAM           | LEAGUE | REGULAR SEASON |    |    |     |      |     |    |       |    | PLAYOFFS |   |     |    |    |      |  |  |  |
|---------------|----------------|--------|----------------|----|----|-----|------|-----|----|-------|----|----------|---|-----|----|----|------|--|--|--|
|               |                |        | GP             | W  | L  | O/T | MIN  | GA  | SO | AVG   | GP | W        | L | MIN | GA | SO | AVG  |  |  |  |
| 2017-18       | Guelph         | OHL    | 14             | 1  | 7  | 2   | 621  | 42  | 0  | 4.06  | 2  | 0        | 0 | 43  | 4  | 0  | 6    |  |  |  |
| 2018-19       | Guelph         | OHL    | 20             | 10 | 5  | 3   | 1126 | 61  | 1  | 3.25  | 2  | 0        | 0 | 37  | 3  | 0  | 4.81 |  |  |  |
| 2019-20       | Guelph         | OHL    | 38             | 23 | 8  | 6   | 2254 | 93  | 5  | 2.48  | -  | -        | - | -   | -  | -  | -    |  |  |  |
|               | Canada         | WJC    | 2              | 1  | 1  | 0   | -    | -   | -  | 5.83  | -  | -        | - | -   | -  | -  | -    |  |  |  |
| 2020-21       | ERC Ingolstadt | DEL    | 10             | 4  | 6  | 0   | -    | -   | 1  | 2.90' | -  | -        | - | -   | -  | -  | -    |  |  |  |
|               | DEVILS         | NHL    | 25             | 10 | 11 | 1   | 1272 | 66  | 0  | 3.11  | -  | -        | - | -   | -  | -  | -    |  |  |  |
| 2021-22       | Utica          | AHL    | 21             | 14 | 4  | 3   | 1205 | 51  | 1  | 2.54  | 4  | 2        | 2 | 240 | 12 | 0  | 3.01 |  |  |  |
| 2022-23       | Utica          | AHL    | 33             | 16 | 14 | 5   | 1953 | 88  | 2  | 2.7   | 6  | 3        | 3 | 373 | 16 | 1  | 2.57 |  |  |  |
| 2023-24       | DEVILS         | NHL    | 21             | 9  | 11 | 0   | 1144 | 60  | 0  | 3.15  | -  | -        | - | -   | -  | -  | -    |  |  |  |
|               | Utica          | AHL    | 10             | 2  | 6  | 2   | 581  | 28  | 0  | 2.89  | -  | -        | - | -   | -  | -  | -    |  |  |  |
| DEVILS TOTALS |                |        | 46             | 19 | 22 | 1   | 2416 | 126 | 0  | 3.13  | -  | -        | - | -   | -  | -  | -    |  |  |  |
| NHL TOTALS    |                |        | 46             | 19 | 22 | 1   | 2416 | 126 | 0  | 3.13  | -  | -        | - | -   | -  | -  | -    |  |  |  |

## NOMINATIONS/AWARDS

2018-19 OHL Champion w/ Guelph | 2019-20: OHL All-Star, Goaltender of the Year, WJC Gold Medal w/ Canada

## THROUGH THE YEARS

**2022-23:** Did not see NHL action, but posted a 16-14-3 record with Utica (AHL) & 2.70 GAA. He also logged two shutouts with Utica, and appeared in six Calder Cup Playoffs games (3-3).

**2021-22:** First year playing professionally, while he played in 21 games for Utica (14-4-2-1) & four Calder Cup Playoff games (2-2). He inked his NHL debut with New Jersey on Oct. 23, 2021, vs BUF (win) and played in 25 games with New Jersey (10-11-1).

**2020-21:** Played overseas with in the DEL with ERC.

**2019-20:** Played in final & third OHL season with Guelph, while earning the league's best save%, named an All-Star, OHL Goaltender of the Year & led the league with five shutouts. He also earned a Gold Medal with Canada at the WJC.

**2018-19:** Played in second OHL season with Guelph, while helping the team win an OHL title.

**International:** Canada | 2021-22 WC, 10 GP, 2g-5a-7 PTS, won Silver Medal



# NICK DeSIMONE

57 | DEFENSEMAN



**NO. 57 | HT: 6'2" | WT: 185 LBS | SHOOTS: RIGHT | BORN: 11/21/94, EAST AMHERST, NEW YORK**  
**DRAFT: UNDRAFTED**

## 2023-24

DeSimone was claimed off waivers from Calgary on Jan. 25, 2024. The blueliner played in his first game with New Jersey on Mar. 14, at Dallas and became the 115th player in franchise history who earned a point in his Devils debut. He then scored his first goal with New Jersey on Mar. 16, at Arizona. DeSimone played in 23 games with Calgary and tallied five points (1g-4a).

**Notes: Jan. 25:** Claimed off waivers from CGY... **Mar. 14 @ DAL:** Logged NJD debut & earned 1st PTS w/ NJD...Logged a career-high 24:57 TOI... **Mar. 16 @ ARI:** Scored 1st goal with NJD, which marked his second career PTS streak.

## CAREER HIGHLIGHTS

**First NHL:** | **GP:** 11/7/22, at NYI | **Point:** 11/4/23 @ SEA (1a) | **Goal:** 12/21/23 @ ANA | **PPG:** TBD

**Most In A Game:** | **Goals:** 1G, last: 3/26/24, @ ARI | **Assists:** 2A, 11/7/23 vs NSH | **Points:** 2 PTS, 11/7/23 vs NSH (2a) | **Shots:** 3 SOG, twice, last: 3/16/24 @ ARI | **Hits:** 4 hits, 3/14/24 @ DAL | **TOI:** 24:57, 3/14/24 @ DAL | **BLK:** 4 blks, 12/12/23, @ VGK

**Season Career-Highs:** | **GP:** 34 GP, 2023-24 | **Goals:** 2G, 2023-24 | **Assists:** 5A, 2023-24 | **Points:** 7 PTS, 2023-24 | **Shots:** 28 SOG, 2023-24 | **Hits:** 29 hits, 2023-24 | **ATOI:** 13:29, 2023-24 | **BLK:** 42 BLK, 2023-24

**Longest Streak:** | **Goals:** TBD | **Assists:** 2 GP, 11/4/23 to 11/7/23 (0g-3a) | **Points:** 2 GP, twice, last: 3/14/24 to 3/16/24 (1g-1a)

**Milestones:** NHL debut on 11/7/22, at NYI | First career NHL goal on 12/21/23 @ ANA





## VS. NHL

|     | GP | G | A | PTS | PIM |     | GP | G | A | PTS | PIM |     | GP  | G | A | PTS | PIM |   |
|-----|----|---|---|-----|-----|-----|----|---|---|-----|-----|-----|-----|---|---|-----|-----|---|
| ANA | 1  | 1 | 0 | 1   | 0   | DAL | 1  | 0 | 1 | 1   | 0   | NJ  | 1   | 0 | 0 | 0   | 0   | 0 |
| BOS | 1  | 0 | 0 | 0   | 2   | DET | 0  | 0 | 0 | 0   | 0   | NYI | 3   | 0 | 1 | 1   | 0   | 0 |
| BUF | 1  | 0 | 0 | 0   | 0   | EDM | 0  | 0 | 0 | 0   | 0   | NYR | 0   | 0 | 0 | 0   | 0   | 0 |
| CGY | 0  | 0 | 0 | 0   | 0   | FLA | 1  | 0 | 0 | 0   | 2   | OTT | 4   | 0 | 0 | 0   | 2   | 0 |
| CAR | 0  | 0 | 0 | 0   | 0   | LA  | 2  | 0 | 0 | 0   | 0   | PHI | 1   | 0 | 0 | 0   | 0   | 0 |
| CHI | 1  | 0 | 0 | 0   | 0   | MIN | 1  | 0 | 0 | 0   | 0   | PIT | 1   | 0 | 0 | 0   | 0   | 0 |
| COL | 0  | 0 | 0 | 0   | 0   | MTL | 1  | 0 | 0 | 0   | 0   | SJ  | 0   | 0 | 0 | 0   | 0   | 0 |
| CBJ | 0  | 0 | 0 | 0   | 0   | NSH | 3  | 0 | 2 | 2   | 0   | SEA | 3   | 0 | 1 | 1   | 0   | 0 |
|     |    |   |   |     |     |     |    |   |   |     |     |     | STL | 0 | 0 | 0   | 0   | 0 |
|     |    |   |   |     |     |     |    |   |   |     |     |     | TB  | 1 | 0 | 0   | 0   | 0 |
|     |    |   |   |     |     |     |    |   |   |     |     |     | TOR | 3 | 0 | 0   | 0   | 0 |
|     |    |   |   |     |     |     |    |   |   |     |     |     | UTA | - | - | -   | -   | - |
|     |    |   |   |     |     |     |    |   |   |     |     |     | VAN | 1 | 0 | 0   | 0   | 0 |
|     |    |   |   |     |     |     |    |   |   |     |     |     | VGK | 3 | 0 | 0   | 0   | 0 |
|     |    |   |   |     |     |     |    |   |   |     |     |     | WSH | 0 | 0 | 0   | 0   | 0 |
|     |    |   |   |     |     |     |    |   |   |     |     |     | WPG | 1 | 0 | 0   | 0   | 0 |

## CAREER STATS

| YEAR          | TEAM      | LEAGUE | REGULAR SEASON |    |    |     |     |     |    |    |    |    |     |    |   | PLAYOFFS |     |     |  |
|---------------|-----------|--------|----------------|----|----|-----|-----|-----|----|----|----|----|-----|----|---|----------|-----|-----|--|
|               |           |        | GP             | G  | A  | PTS | +/- | PIM | PP | SH | GW | GT | S   | GP | G | A        | PTS | PIM |  |
| 2016-17       | San Jose  | AHL    | 4              | 1  | 0  | 1   | 5   | 0   | 0  | 0  | 0  | -  | 7   | 13 | 1 | 5        | 6   | 0   |  |
| 2017-18       | San Jose  | AHL    | 59             | 6  | 14 | 20  | -3  | 8   | 1  | 1  | 1  | -  | 106 | 4  | 0 | 1        | 1   | 2   |  |
| 2018-19       | San Jose  | AHL    | 65             | 14 | 32 | 46  | 1   | 30  | 5  | 1  | 2  | -  | 154 | 4  | 1 | 1        | 2   | 2   |  |
| 2019-20       | San Jose  | AHL    | 48             | 5  | 14 | 19  | -8  | 21  | 0  | 0  | 0  | -  | 91  | -  | - | -        | -   |     |  |
| 2020-21       | Rochester | AHL    | 8              | 0  | 6  | 6   | -1  | 2   | 0  | 0  | 0  | -  | 10  | -  | - | -        | -   |     |  |
| 2021-22       | San Jose  | AHL    | 14             | 0  | 5  | 5   | -4  | 2   | 0  | 0  | 0  | -  | 29  | -  | - | -        | -   |     |  |
| 2021-22       | Stockton  | AHL    | 68             | 4  | 21 | 25  | 10  | 28  | 1  | 0  | 1  | -  | 150 | 13 | 2 | 3        | 5   | 4   |  |
| 2022-23       | Calgary   | AHL    | 65             | 8  | 38 | 46  | 28  | 38  | 4  | 0  | 1  | -  | 165 | 9  | 2 | 4        | 6   | 6   |  |
| 2023-24       | Calgary   | NHL    | 4              | 0  | 0  | 0   | -4  | 2   | 0  | 0  | 0  | -  | 4   | -  | - | -        | -   |     |  |
|               | Calgary   | AHL    | 10             | 0  | 8  | 8   | 7   | 0   | 0  | 0  | 0  | -  | 25  | -  | - | -        | -   |     |  |
|               | Calgary   | NHL    | 23             | 1  | 4  | 5   | -4  | 2   | 0  | 0  | 1  | -  | 19  | -  | - | -        | -   |     |  |
|               | DEVILS    | NHL    | 11             | 1  | 1  | 2   | 7   | 2   | 0  | 0  | 0  | 0  | -   | 9  | - | -        | -   | -   |  |
| DEVILS TOTALS |           |        | 11             | 1  | 1  | 2   | 7   | 2   | 0  | 0  | 0  | 0  | -   | 9  | - | -        | -   | -   |  |
| NHL TOTALS    |           |        | 38             | 2  | 5  | 7   | -1  | 6   | 0  | 0  | 0  | 0  | -   | 32 | - | -        | -   | -   |  |

## THROUGH THE YEARS

**2022-23:** DeSimone logged his NHL debut with Calgary against the New York Islanders on Nov. 7, 2022. The blueliner also played in 65 games in the AHL with the Calgary Wranglers and totaled 46 PTS (8g-38a). He also played in nine Calder Cup Playoff games and earned four PTS (2g-2a). He finished the regular season as a +28 in the AHL. His 46 PTS led all Wrangler defensemen.

**2021-22:** DeSimone signed as a free agent with Calgary on July 28, 2021. He played in 68 games with Calgary's AHL affiliate in Stockton and totaled 25 PTS (4g-21a). He also played in 13 postseason contests and recorded five PTS (2g-3a).

**2020-21:** Dressed in 14 games with San Jose (AHL). He was traded to Vegas by San Jose on April 12, 2021. He also played in eight games with Rochester (AHL). He was later traded to the New York Rangers on July 17, 2021, from Vegas and in exchange for Brett Howden.

**2019-20:** Played in 48 games with San Jose (AHL).

**2018-19:** Played in 65 games with San Jose (AHL) and recorded 46 PTS (14g-32a), which ranked third on San Jose and led all San Jose defensemen. He also played in four postseason games (1g-1a).

**International:** N/A



# BRENDEN DILLON

5 | DEFENSEMAN



**NO. 5 | HT: 6'4" | WT: 225 LBS | SHOOTS: LEFT | BORN: NEW WESTMINSTER, BRITISH COLUMBIA**  
**DRAFT: UNDRAFTED**

## 2023-24

Dillon completed his 13th NHL season and third campaign with Winnipeg. Dillon played in 77 games last season and recorded 20 points (8g-12a) with a plus/minus rating of plus-20. His plus/minus rating in 2023-24 ranked fourth on Winnipeg, setting his career high. Dillon led the Jets with 241 hits and 92 penalty minutes (PIM) last season. The hits total was a career-high and ranked 11th (tied) in the NHL. New Jersey inked the blueliner to a three-year contract worth \$12 million on July 1st, 2024.

## CAREER HIGHLIGHTS

**First NHL:** | **GP:** 4/7/12 vs STL, 19:59 TOI | **Point:** 2/1/13 vs ARI, 1A | **Goal:** 2/1/13 vs ARI, 1G | **PPG:** TBD

**Most In A Game:** | **Goals:** 2G, 11/4/23 @ ARI | **Assists:** 2A, 10x, last: 11/18/23 vs ARI | **Points:** 3 PTS, 11/4/23 @ ARI (2g-1a) | **Shots:** 6 SOG, 4/7/12 vs STL | **Hits:** 11 hits, 3/3/13 vs STL | **TOI:** 32:15, 12/21/13 @ SJS | **BLK:** 8, 3/24/14 vs WPG

**Season Career-Highs:** | **GP:** 82 GP, twice, last: 2022-23 | **Goals:** 8G, 2023-24 | **Assists:** 21A, twice, last: 2022-23 | **Points:** 23 PTS, 2022-23 | **Shots:** 97 SOG, 2013-14 | **Hits:** 241, 2023-24 | **ATOI:** 21:23, 2012-13 | **BLK:** 148 BLK, 2013-14

**Longest Streak:** | **Goals:** 2 GP, twice, last: 11/9/23 to 11/11/23 (2g-0a) | **Assists:** 3 GP, 5x, last: 12/31/23 to 1/4/24 (0g-3a) | **Points:** 5 GP, twice, last: 12/14/ to 1/4/22 (1g-4a)

**Milestones:** Played in 100th career NHL game on 1/23/14 | Played in 400th career NHL game on 12/28/17 | Played in 800th career NHL game on 3/12/23 | Earned 100th career point on 4/6/19



## VS. NHL

| GP  | G  | A | PTS | PIM | GP | G   | A  | PTS | PIM | GP | G  | A   | PTS | PIM | GP | G  | A  | PTS | PIM |   |   |    |    |
|-----|----|---|-----|-----|----|-----|----|-----|-----|----|----|-----|-----|-----|----|----|----|-----|-----|---|---|----|----|
| ANA | 41 | 2 | 8   | 10  | 39 | DAL | 26 | 1   | 4   | 5  | 22 | NJ  | 27  | 1   | 11 | 12 | 19 | STL | 37  | 2 | 4 | 6  | 11 |
| BOS | 26 | 0 | 3   | 3   | 17 | DET | 22 | 0   | 4   | 4  | 13 | NYI | 26  | 0   | 5  | 5  | 13 | TB  | 17  | 0 | 4 | 4  | 10 |
| BUF | 27 | 2 | 4   | 6   | 24 | EDM | 41 | 4   | 6   | 10 | 50 | NYR | 27  | 1   | 2  | 3  | 21 | TOR | 19  | 2 | 1 | 3  | 24 |
| CGY | 40 | 4 | 8   | 12  | 56 | FLA | 17 | 1   | 5   | 6  | 20 | OTT | 19  | 0   | 6  | 6  | 23 | UTA | -   | - | - | -  | -  |
| CAR | 17 | 1 | 2   | 3   | 19 | LA  | 44 | 0   | 8   | 8  | 41 | PHI | 28  | 0   | 7  | 7  | 29 | VAN | 42  | 2 | 9 | 11 | 40 |
| CHI | 37 | 0 | 5   | 5   | 22 | MIN | 38 | 0   | 9   | 9  | 40 | PIT | 29  | 0   | 4  | 4  | 57 | VGK | 21  | 0 | 4 | 4  | 14 |
| COL | 33 | 0 | 4   | 4   | 36 | MTL | 20 | 1   | 2   | 3  | 15 | SJ  | 16  | 1   | 2  | 3  | 8  | WSH | 18  | 2 | 2 | 4  | 32 |
| CBJ | 22 | 2 | 5   | 7   | 19 | NSH | 38 | 3   | 6   | 9  | 38 | SEA | 9   | 0   | 0  | 0  | 8  | WPG | 24  | 0 | 5 | 5  | 36 |

## CAREER STATS

| YEAR              | TEAM       | LEAGUE | REGULAR SEASON |           |            |            |           |            |          |          |          |          |            |           |          | PLAYOFFS  |           |           |          |  |
|-------------------|------------|--------|----------------|-----------|------------|------------|-----------|------------|----------|----------|----------|----------|------------|-----------|----------|-----------|-----------|-----------|----------|--|
|                   |            |        | GP             | G         | A          | PTS        | +/-       | PIM        | PP       | SH       | GW       | GT       | S          | GP        | G        | A         | PTS       | PIM       |          |  |
| 2010-11           | Seattle    | WHL    | 72             | 8         | 51         | 59         | -25       | 139        | 30       | 0        | 0        | -        | -          | -         | -        | -         | -         | -         | -        |  |
|                   | Texas      | AHL    | 10             | -         | -          | -          | -2        | 8          | 0        | 0        | 0        | -        | 8          | 6         | 0        | 2         | 2         | 7         | -        |  |
| 2011-12           | Dallas     | NHL    | 1              | 0         | 0          | 0          | 0         | 0          | 0        | 0        | 0        | -        | 6          | -         | -        | -         | -         | -         | -        |  |
|                   | Texas      | AHL    | 76             | 6         | 23         | 29         | -6        | 97         | 1        | 1        | 0        | -        | 119        | -         | -        | -         | -         | -         | -        |  |
| 2012-13           | Dallas     | NHL    | 48             | 3         | 5          | 8          | 1         | 65         | 0        | 0        | 1        | -        | 75         | -         | -        | -         | -         | -         | -        |  |
|                   | Texas      | AHL    | 37             | 3         | 11         | 14         | -7        | 45         | 0        | 0        | 0        | -        | 72         | -         | -        | -         | -         | -         | -        |  |
|                   | Canada     | WC     | 8              | 1         | 0          | 1          | 3         | 0          | -        | -        | -        | -        | -          | -         | -        | -         | -         | -         | -        |  |
| 2013-14           | Dallas     | NHL    | 80             | 6         | 11         | 17         | 9         | 86         | 0        | 2        | 1        | -        | 97         | 2         | 0        | 0         | 0         | 0         | 0        |  |
| 2014-15           | Dallas     | NHL    | 20             | 0         | 1          | 1          | -2        | 23         | 0        | 0        | 0        | -        | 16         | -         | -        | -         | -         | -         | -        |  |
|                   | San Jose   | NHL    | 60             | 2         | 7          | 9          | -11       | 54         | 0        | 1        | 1        | -        | 75         | -         | -        | -         | -         | -         | -        |  |
| 2015-16           | San Jose   | NHL    | 76             | 2         | 9          | 11         | 9         | 61         | 0        | 0        | 1        | -        | 93         | 24        | 0        | 2         | 2         | 11        | -        |  |
| 2016-17           | San Jose   | NHL    | 81             | 2         | 8          | 10         | -2        | 60         | 0        | 0        | 0        | -        | 86         | 6         | 0        | 1         | 1         | 4         | -        |  |
| 2017-18           | San Jose   | NHL    | 81             | 5         | 17         | 22         | -7        | 60         | 0        | 0        | 0        | -        | 88         | 10        | -        | 4         | 4         | 32        | -        |  |
| 2018-19           | San Jose   | NHL    | 82             | 1         | 21         | 22         | 19        | 61         | 0        | 1        | 1        | -        | 71         | 20        | 0        | 2         | 2         | 24        | -        |  |
| 2019-20           | San Jose   | NHL    | 59             | 1         | 13         | 14         | 0         | 83         | 0        | 0        | 0        | -        | 48         | -         | -        | -         | -         | -         | -        |  |
|                   | Washington | NHL    | 10             | 0         | 0          | 0          | -2        | 21         | 0        | 0        | 0        | -        | 10         | 8         | 0        | 1         | 1         | 0         | 0        |  |
| 2020-21           | Washington | NHL    | 56             | 2         | 17         | 19         | 15        | 49         | 0        | 0        | 0        | -        | 51         | 5         | 1        | 0         | 1         | 0         | 0        |  |
| 2021-22           | Winnipeg   | NHL    | 79             | 3         | 17         | 20         | 16        | 67         | 0        | 0        | 0        | -        | 85         | -         | -        | -         | -         | -         | -        |  |
| 2022-23           | Winnipeg   | NHL    | 82             | 2         | 21         | 23         | 2         | 76         | 0        | 0        | 0        | -        | 83         | 5         | 0        | 1         | 1         | 9         | -        |  |
| 2023-24           | Winnipeg   | NHL    | 77             | 8         | 12         | 20         | 20        | 92         | 0        | 0        | 2        | -        | 79         | 3         | 0        | 3         | 3         | 4         | -        |  |
| <b>NHL TOTALS</b> |            |        | <b>892</b>     | <b>37</b> | <b>159</b> | <b>196</b> | <b>66</b> | <b>858</b> | <b>0</b> | <b>4</b> | <b>6</b> | <b>-</b> | <b>963</b> | <b>83</b> | <b>1</b> | <b>14</b> | <b>15</b> | <b>94</b> | <b>-</b> |  |

## THROUGH THE YEARS

**2022-23:** Dillon played in his second season with Winnipeg and recorded a career-high 23 PTS (2g-21a). The 21 assists also tied a career-high (2018-19). His 76 PIM ranked second on the team, but led all Winnipeg defensemen, while Dillon's 198 hits led all Winnipeg skaters.

**2021-22:** Washington traded Dillon to Winnipeg on July 26th, 2021, in exchange for Winnipeg's 2nd-round picks in the 2022 and 2023 NHL Drafts. His +16 rating ranked first for all Winnipeg's blueliners and ranked second on the team. His 212 hits also ranked first for all Winnipeg defensemen and placed second on the team. His 108 blocks were tied for first on Winnipeg.

**2020-21:** Completed first full season with Washington and played in 56 games.

**2019-20:** Played in his final season with San Jose and was traded to Washington for a 2nd-round pick in 2020 NHL Draft and a conditional pick in 2021 NHL Draft on February 18, 2020.

**International:** Canada | 2012-13, WC, 8 GP, 1g-0a



# NOLAN FOOTE

29 | LEFT WING



**NO. 29** | **HT: 6'3"** | **WT: 196 LBS** | **SHOOTS: LEFT** | **BORN: 11/29/2000, DENVER, COLORADO**  
**DRAFT: TAMPA BAY'S FIRST CHOICE (FIRST ROUND) 14TH OVERALL IN 2017 NHL DRAFT**

## 2023-24

Foote was injured (undisclosed) for a majority of the season (non-roster) until Mar. 11 when he was activated. On Feb. 26 he was load to Utica for a conditioning stint. After Foote was activated on Mar. 11, he did not play until Apr. 9 vs Toronto. The forward then earned his first goal of the season in his second game on Apr. 11 at Toronto.

**Notes: Feb. 26:** Loaned to Utica (AHL) for conditioning stint... **Mar. 10:** Recalled from conditioning loan in Utica (AHL)... **Mar. 11 vs NYR:** Activated off non-roster, I.R... **Apr. 9 vs TOR:** Logged season debut (9:28 TOI)... **Apr. 11 @ TOR:** Scored 1st goal for the season

## CAREER HIGHLIGHTS

**First NHL:** | **GP:** 4/18/21 vs NYR, 8:07 TOI | **Point:** 4/18/21 vs NYR, 1A | **Goal:** 4/20/21 @ PIT | **PPG:** TBD

**Most In A Game:** | **Goals:** 2G, 4/26/22 @ OTTI | **Assists:** 1A, last: 4/28/22 @ CAR | **Points:** 2 PTS, last: 4/4/26/22 @ OTT | **Shots:** 5 SOG, 4/26/22 @ OTT | **Hits:** 3 hits, 4/29/22 vs DET | **TOI:** 14:20, 4/26/22 | **BLK:** 1, last: 4/29/22 vs DET

**Season Career-Highs:** | **GP:** 7 GP, 2021-22 | **Goals:** 3G, 2021-22 | **Assists:** 1A, twice, last: 2021-22 | **Points:** 4 PTS, 2021-22 | **Shots:** 10 SOG, 2021-22 | **Hits:** 8 hits, 2021-22 | **ATOI:** 10:22, 2021-22 | **BLK:** 3 BLK, 2022-23

**Longest Streak:** | **Goals:** TBD | **Assists:** TBD | **Points:** 3 GP, 4/26/22-4/29/22 (3g-1a)

**Milestones:** First NHL game on 4/18/21 vs NYR | First NHL goal on 4/20/21 @ PIT

## PERSONAL

Son of former NHL defenseman and two-time Stanley Cup winner Adam Foote. His favorite restaurant is located in Denver, CO - North Italian...He's also a big Denver Broncos fan, Post Malone is his favorite artist, and his favorite TV show is Game of Thrones...While his favorite NHL team growing up was the Avalanche, his favorite player was Evgeni Malkin...Nolan enjoys golfing and hiking during the off-season & gathering with friends and family out to dinner...Nolan could not live without pre-game naps and chicken parm...Nolan started playing hockey when he was 4 years-old and his brother, Cal, was also drafted by Tampa and has played in over 100 career NHL GP...Nolan also grew up playing lacrosse.



## VS. NHL

|     | GP | G | A | PTS | PIM |     | GP | G | A | PTS | PIM |     | GP | G | A | PTS | PIM |   | GP  | G | A | PTS | PIM |   |
|-----|----|---|---|-----|-----|-----|----|---|---|-----|-----|-----|----|---|---|-----|-----|---|-----|---|---|-----|-----|---|
| ANA | 1  | 0 | 0 | 0   | 0   | DAL | 0  | 0 | 0 | 0   | 0   | NJ  | 0  | 0 | 0 | 0   | 0   | 0 | STL | 0 | 0 | 0   | 0   | 0 |
| BOS | 0  | 0 | 0 | 0   | 0   | DET | 2  | 1 | 0 | 1   | 0   | NYI | 3  | 0 | 0 | 0   | 0   | 0 | TB  | 1 | 1 | 0   | 1   | 0 |
| BUF | 1  | 0 | 0 | 0   | 0   | EDM | 0  | 0 | 0 | 0   | 0   | NYR | 1  | 0 | 1 | 1   | 0   | 0 | TOR | 2 | 1 | 0   | 1   | 0 |
| CGY | 0  | 0 | 0 | 0   | 0   | FLA | 0  | 0 | 0 | 0   | 0   | OTT | 1  | 2 | 0 | 2   | 0   | 0 | UTA | - | - | -   | -   | - |
| CAR | 2  | 0 | 1 | 1   | 0   | LA  | 1  | 0 | 0 | 0   | 0   | PHI | 3  | 0 | 0 | 0   | 0   | 0 | VAN | 0 | 0 | 0   | 0   | 0 |
| CHI | 0  | 0 | 0 | 0   | 0   | MIN | 1  | 0 | 0 | 0   | 0   | PIT | 1  | 1 | 0 | 1   | 0   | 0 | VGK | 0 | 0 | 0   | 0   | 0 |
| COL | 0  | 0 | 0 | 0   | 0   | MTL | 0  | 0 | 0 | 0   | 0   | SJ  | 1  | 0 | 0 | 0   | 0   | 0 | WSH | 0 | 0 | 0   | 0   | 0 |
| CBJ | 2  | 0 | 0 | 0   | 0   | NSH | 0  | 0 | 0 | 0   | 0   | SEA | 0  | 0 | 0 | 0   | 0   | 0 | WPG | 0 | 0 | 0   | 0   | 0 |

## CAREER STATS

| YEAR    | TEAM                              | LEAGUE    | REGULAR SEASON |    |    |     |     |     |    |    |    |    | PLAYOFFS |    |   |   |     |     |   |   |   |   |   |   |
|---------|-----------------------------------|-----------|----------------|----|----|-----|-----|-----|----|----|----|----|----------|----|---|---|-----|-----|---|---|---|---|---|---|
|         |                                   |           | GP             | G  | A  | PTS | +/- | PIM | PP | SH | GW | GT | S        | GP | G | A | PTS | PIM |   |   |   |   |   |   |
| 2014-15 | Colorado Thunderbirds 14U AAA     | TIEHL 14U | 4              | 1  | 3  | 4   | -   | 0   | -  | -  | -  | -  | -        | -  | - | - | -   | -   | - | - | - | - | - | - |
|         | Colorado Thunderbirds 14U AAA "A" | 14U AAA   | 15             | 18 | 12 | 30  | -   | 38  | -  | -  | -  | -  | -        | -  | - | - | -   | -   | - | - | - | - | - | - |
| 2015-16 | Colorado Thunderbirds 16U AAA     | TIEHL 16U | 32             | 18 | 20 | 38  | -   | 10  | -  | -  | -  | -  | -        | -  | - | - | -   | -   | - | - | - | - | - | - |
|         | Kelowna Rockets                   | WHL       | 52             | 19 | 16 | 35  | -2  | 25  | -  | -  | -  | -  | -        | -  | 3 | 0 | 0   | 0   | 0 | 0 | 0 | 0 | 0 | 0 |
| 2017-18 | Canada Black U17                  | WHC-17    | 6              | 0  | 2  | 2   | -   | 8   | -  | -  | -  | -  | -        | -  | - | - | -   | -   | - | - | - | - | - | - |
|         | Kelowna Rockets                   | WHL       | 50             | 13 | 27 | 40  | 10  | 31  | -  | -  | -  | -  | -        | -  | 4 | 1 | -1  | 2   | 4 | - | - | - | - | - |
| 2018-19 | Kelowna Rockets                   | WHL       | 66             | 36 | 27 | 63  | -1  | 62  | -  | -  | -  | -  | -        | -  | - | - | -   | -   | - | - | - | - | - | - |
|         | Kelowna Rockets                   | WHL       | 27             | 15 | 18 | 33  | 5   | 49  | -  | -  | -  | -  | -        | -  | - | - | -   | -   | - | - | - | - | - | - |
| 2019-20 | Canada U20                        | WJC-20    | 7              | 3  | 2  | 5   | 0   | 29  | -  | -  | -  | -  | -        | -  | - | - | -   | -   | - | - | - | - | - | - |
|         | DEVILS                            | NHL       | 6              | 1  | 1  | 2   | -1  | 0   | -  | 5  | -  | -  | -        | -  | - | - | -   | -   | - | - | - | - | - | - |
| 2020-21 | BINGHAMTON                        | AHL       | 24             | 7  | 10 | 17  | 1   | 6   | -  | -  | -  | -  | -        | -  | - | - | -   | -   | - | - | - | - | - | - |
|         | DEVILS                            | NHL       | 7              | 3  | 1  | 4   | 3   | 0   | 0  | 0  | 0  | -  | 10       | -  | - | - | -   | -   | - | - | - | - | - | - |
| 2021-22 | Utica                             | AHL       | 55             | 14 | 18 | 32  | 15  | 48  | 2  | 1  | 2  | -  | 92       | 5  | 1 | 2 | 3   | 2   | - | - | - | - | - | - |
|         | DEVILS                            | NHL       | 6              | 1  | 0  | 1   | 2   | 0   | 0  | 0  | 0  | -  | 4        | -  | - | - | -   | -   | - | - | - | - | - | - |
| 2022-23 | Utica                             | AHL       | 55             | 20 | 17 | 37  | 2   | 27  | 4  | 0  | 5  | -  | 127      | 1  | 0 | 0 | 0   | 0   | - | - | - | - | - | - |
|         | DEVILS                            | NHL       | 4              | 1  | 0  | 1   | -1  | 0   | 0  | 0  | 0  | -  | 6        | -  | - | - | -   | -   | - | - | - | - | - | - |
| 2023-24 | Utica                             | AHL       | 4              | 3  | 1  | 4   | 0   | 2   | 2  | 0  | 1  | -  | 7        | -  | - | - | -   | -   | - | - | - | - | - | - |
|         | DEVILS TOTALS                     |           | 23             | 6  | 2  | 8   | 3   | 0   | 0  | 0  | 0  | -  | 25       | -  | - | - | -   | -   | - | - | - | - | - | - |
|         | NHL TOTALS                        |           | 23             | 6  | 2  | 8   | 3   | 0   | 0  | 0  | 0  | -  | 25       | -  | - | - | -   | -   | - | - | - | - | - | - |

## NOMINATIONS/AWARDS

2018-19 Hlinka Memorial Gold Medal | 2019-20 IIHF U20 WJC Gold Medal

## THROUGH THE YEARS

**2022-23:** Foote was sent to Utica (AHL)...He was recalled from Utica on Jan. 10 & inked his 2022-23 season debut with NJ on Jan. 13 @ ANA (10:04 TOI)...He was reassigned to Utica (AHL) on Jan. 19...The forward was recalled from Utica on Mar. 17...He scored his first goal for the season on Mar. 19 @ TBL...Reassigned to Utica on Mar. 31. UTICA: Foote ranked third on Utica with 37 PTS (20g-17a)...He ranked second on Utica with 20 goals...His five game-winning goals were tied for first on Utica with Graeme Clarke...He also finished the season with four PPG.

**2021-22:** Placed on Taxi Squad on Jan. 1st...Recalled from Taxi Squad on Jan. 6 & made season debut vs CBJ (7:47 TOI)...Reassigned to Taxi Squad on Jan. 7...Recalled from Taxi Squad on Jan. 8 & reassigned on Jan. 9...Reassigned to Utica on Jan. 14...Recalled from Utica on Apr. 22...Earned 1st-career multi-point/goal game on Apr. 26 @ OTT...Dressed in second AHL season...played in 55 games with Utica (14g-18a-32 PTS).

**2020-21:** Skated in his first NHL season, dressing in six games...Made NHL debut and recorded first career NHL point on Apr. 18 vs NYR (TOI 8:07)...Earned his first career NHL goal in his second game of the season on Apr. 20 @ PIT, which marked his first career point streak...Skated in a career-high 12:08 TOI on May 8 @ NYI... Skated in first professional season and with Binghamton (AHL).

**2019-20:** Was acquired via trade from Tampa Bay in exchange for forward Blake Coleman on Feb. 16, 2020....New Jersey also received a conditional 2020 first-round selection in the trade.

**2018-19:** Posted a Junior hockey career-high 63 points (36g-27a), which ranked second on Kelowna.

**International:** USA | 2019-20 WJC, 6 GP, 3g-2a-5PTS, won Gold Medal



# DOUGIE HAMILTON

7 | DEFENSEMAN



**NO. 7 | HT: 6'6" | WT: 230 LBS | SHOOTS: RIGHT | BORN: 6/17/1993, TORONTO, ONT. | DRAFT: BOSTON'S FIRST CHOICE, FIRST ROUND (9TH OVERALL), 2011 NHL DRAFT**

## 2023-24

Hamilton entered his third season with New Jersey, but was limited to 20 games, while tallying 16 points (5g-11a). He recorded 20:59 ATOI, but suffered a season-ending injury (torn left pectoral muscle) on Nov. 28, 2023 against the New York Islanders.

**Notes:** **Oct. 12 vs DET:** Became the fifth player in franchise history who recorded a goal in 3 consecutive home openers... **Oct. 13 vs ARI:** Recorded goals in consecutive GP... **Oct. 20 @ NYI:** Ext. PTS streak to 4 GP... **Oct. 24 @ MTL:** Ext. PTS streak to 5 GP & -1 of 2 D-Man in fran. history who earned a 4 GP PTS streak from the start of a season (T. Smith, 2020-21)... **Oct. 25 vs WSH:** PTS streak ended... **Nov. 2 @ MIN:** Logged 13th career PPG w/ NJD, which ranks 9th all-time in fran. history for D-men... **Nov. 7 @ COL:** tied K. Daneyko for 10th place all-time in fran. history for goals score by D-men (36g)... **Dec. 1:** Placed on I.R.

## CAREER HIGHLIGHTS

**First NHL:** | GP: 1/19/2013 vs NYR, 13:40 TOI | **Point:** 1/23/2013 @ NYR, 1A | **Goal:** 2/15/2013 @ BUF

**Most In A Game:** | **Goals:** 3G, 2/17/18 vs FLA | **Assists:** 3A, 8 times, last: 2/6/23 vs VAN | **Points:** 3 PTS, 18 times, last: 2/6/23 vs VAN | **Shots:** 11 SOG, 3/16/2021 @ DET | **Hits:** 6 hits, 5 times, last: 3/27/22 vs MTL | **TOI:** 28:32, 10/28/2014 vs MIN | **BLK:** 5, 6 times, last: 4/23/22 vs CAR

**Season Career-Highs:** | **GP:** 82 GP, 4x, last: 2022-23 | **Goals:** 22, 2022-23 | **Assists:** 52A, 2022-23 | **Points:** 74 PTS, 2022-23 | **Shots:** 275 SOG, 2022-23 | **Hits:** 160 hits, 2018-19 | **ATOI:** 23:17, 2019-20 | **BLK:** 106 BLK, 2015-16

**Longest Streak:** | **Goals:** 4 GP (4g-2a), 10/6/19-10/12/19 | **Assists:** 7 GP (1g-8a), 2/27/21-3/11/21 | **Points:** 14 GP (2g-14a), 2/27/21-3/27/21

**Milestones:** Played in 100th career game on 4/2/2014 @ DET | Played in 300th career game on 1/6/2017 @ VAN | Played in 600th career game on 4/26/2021 @ DAL | Earned 100th career point on 11/18/2018 vs NEW JERSEY (1A) | Earned 300th career point on 1/16/2021 @ DET (1A) | Earned 100th career goal on 4/3/2021 vs DAL | Played in 350th career game on 11/14/21 @ NYR | Played in 700th career NHL game on 12/17/22 vs FLA | Played in 700th career NHL game on 12/17/22 vs FLA | Earned 400th career point on 13/30/22 at PIT

## HAT TRICKS

February 17, 2018, vs FLA, R. Luongo (3g-0a-3PTS)

## PERSONAL

Dougie enjoys exploring New Jersey & the surrounding area in his free time & is passionate about the community. He has an older brother, Freddie, who played in the NHL for six seasons. Both of his parents participated in the 1984 Olympic Games. His mother, Lynn, was a point guard for the Canadian women's basketball team & his father, Doug, was a rower in the men's quadruple sculls.

## VS. NHL

| GP  | G  | A | PTS | PIM | GP  | G   | A  | PTS | PIM | GP | G  | A   | PTS | PIM | GP | G  | A   | PTS | PIM |   |    |    |    |
|-----|----|---|-----|-----|-----|-----|----|-----|-----|----|----|-----|-----|-----|----|----|-----|-----|-----|---|----|----|----|
| ANA | 23 | 6 | 6   | 12  | DAL | 25  | 5  | 6   | 11  | 14 | NJ | 20  | 1   | 6   | 7  | 20 | STL | 19  | 2   | 6 | 8  | 12 |    |
| BOS | 15 | 2 | 3   | 5   | 0   | DET | 34 | 7   | 18  | 25 | 19 | 14  | TB  | 32  | 3  | 20 | 23  | 26  |     |   |    |    |    |
| BUF | 30 | 9 | 14  | 23  | 16  | EDM | 24 | 4   | 15  | 19 | 22 | NYR | 30  | 4   | 12 | 16 | 14  | TOR | 24  | 5 | 7  | 12 | 26 |
| CGY | 10 | 4 | 8   | 12  | 6   | FLA | 35 | 11  | 16  | 27 | 20 | OTT | 27  | 6   | 10 | 16 | 4   | UTA | -   | - | -  | -  |    |
| CAR | 19 | 3 | 9   | 12  | 10  | LA  | 22 | 3   | 6   | 9  | 22 | PHI | 29  | 5   | 12 | 17 | 18  | VAN | 24  | 6 | 12 | 18 | 16 |
| CHI | 29 | 7 | 14  | 21  | 24  | MIN | 23 | 2   | 4   | 6  | 16 | PIT | 26  | 4   | 11 | 15 | 8   | VGK | 10  | 3 | 4  | 7  | 8  |
| COL | 21 | 5 | 5   | 10  | 29  | MTL | 28 | 5   | 12  | 17 | 20 | SJ  | 25  | 3   | 8  | 11 | 18  | WSH | 30  | 4 | 7  | 11 | 16 |
| CBJ | 32 | 6 | 8   | 14  | 12  | NSH | 26 | 4   | 18  | 22 | 20 | SEA | 4   | 2   | 0  | 2  | 4   | WPG | 24  | 3 | 14 | 17 | 14 |



## CAREER STATS

| YEAR                 | TEAM                | LEAGUE | REGULAR SEASON |            |            |            |           |            |           |          |           |          |             |           |          | PLAYOFFS  |           |           |  |  |
|----------------------|---------------------|--------|----------------|------------|------------|------------|-----------|------------|-----------|----------|-----------|----------|-------------|-----------|----------|-----------|-----------|-----------|--|--|
|                      |                     |        | GP             | G          | A          | PTS        | +/-       | PIM        | PP        | SH       | GW        | GT       | S           | GP        | G        | A         | PTS       | PIM       |  |  |
| 2009-10              | Niagara IceDogs     | OHL    | 64             | 3          | 13         | 16         | -8        | 36         | -         | -        | -         | -        | -           | 5         | 0        | 1         | 1         | 4         |  |  |
|                      | Canada Ontario U17  | WHC-17 | 6              | 0          | 1          | 1          | -         | 0          | -         | -        | -         | -        | -           | -         | -        | -         | -         | -         |  |  |
| 2010-11              | Niagara IceDogs     | OHL    | 67             | 12         | 46         | 58         | 35        | 77         | -         | -        | -         | -        | 14          | 4         | 12       | 16        | 16        |           |  |  |
| 2011-12              | Niagara IceDogs     | OHL    | 50             | 17         | 55         | 72         | 37        | 47         | -         | -        | -         | -        | 20          | 5         | 18       | 23        | 16        |           |  |  |
|                      | Canada              | WJC-20 | 6              | 2          | 3          | 5          | 7         | 6          | -         | -        | -         | -        | -           | -         | -        | -         | -         |           |  |  |
| 2012-13              | Niagara IceDogs     | OHL    | 32             | 8          | 33         | 41         | 25        | 32         | -         | -        | -         | -        | -           | -         | -        | -         | -         |           |  |  |
|                      | Canada              | WJC-20 | 6              | 1          | 1          | 2          | 3         | 0          | -         | -        | -         | -        | -           | -         | -        | -         | -         |           |  |  |
| 2013-14              | Boston Bruins       | NHL    | 42             | 5          | 11         | 16         | 4         | 14         | 2         | 0        | 0         | -        | 83          | 7         | 0        | 3         | 3         |           |  |  |
|                      | Boston Bruins       | NHL    | 64             | 7          | 18         | 25         | 22        | 40         | 2         | 0        | 1         | -        | 114         | 12        | 2        | 5         | 7         |           |  |  |
| 2014-15              | Boston Bruins       | NHL    | 72             | 10         | 32         | 42         | -3        | 41         | 5         | 0        | 2         | -        | 188         | -         | -        | -         | -         |           |  |  |
| 2015-16              | Calgary Flames      | NHL    | 82             | 12         | 31         | 43         | -14       | 46         | 5         | 0        | 3         | -        | 190         | -         | -        | -         | -         |           |  |  |
| 2016-17              | Calgary Flames      | NHL    | 81             | 13         | 37         | 50         | 12        | 64         | 2         | 0        | 5         | -        | 222         | 4         | 0        | 1         | 1         |           |  |  |
| 2017-18              | Calgary Flames      | NHL    | 82             | 17         | 27         | 44         | 1         | 64         | 6         | 4        | 4         | -        | 270         | -         | -        | -         | -         |           |  |  |
| 2018-19              | Carolina Hurricanes | NHL    | 82             | 18         | 21         | 39         | 0         | 54         | 2         | 0        | 2         | -        | 259         | 15        | 3        | 4         | 7         |           |  |  |
| 2019-20              | Carolina Hurricanes | NHL    | 47             | 14         | 26         | 40         | 30        | 32         | 2         | 0        | 3         | -        | 170         | 5         | 1        | 1         | 2         |           |  |  |
| 2020-21              | Carolina Hurricanes | NHL    | 55             | 10         | 32         | 42         | 20        | 35         | 2         | 1        | 2         | -        | 180         | 11        | 2        | 3         | 5         |           |  |  |
| 2021-22              | DEVILS              | NHL    | 62             | 9          | 21         | 30         | -19       | 34         | 2         | 0        | 1         | -        | 197         | -         | -        | -         | -         |           |  |  |
| 2022-23              | DEVILS              | NHL    | 82             | 22         | 52         | 74         | 23        | 50         | 8         | 0        | 7         | -        | 275         | 12        | 1        | 3         | 4         |           |  |  |
| 2023-24              | DEVILS              | NHL    | 20             | 5          | 11         | 16         | -8        | 20         | 4         | 0        | 0         | -        | 61          | -         | -        | -         | -         |           |  |  |
| <b>DEVILS TOTALS</b> |                     |        | <b>164</b>     | <b>36</b>  | <b>84</b>  | <b>120</b> | <b>-4</b> | <b>104</b> | <b>14</b> | <b>0</b> | <b>8</b>  | <b>-</b> | <b>533</b>  | <b>12</b> | <b>1</b> | <b>3</b>  | <b>4</b>  |           |  |  |
| <b>NHL TOTALS</b>    |                     |        | <b>771</b>     | <b>142</b> | <b>319</b> | <b>461</b> | <b>68</b> | <b>494</b> | <b>42</b> | <b>1</b> | <b>30</b> | <b>-</b> | <b>2209</b> | <b>66</b> | <b>9</b> | <b>20</b> | <b>29</b> | <b>50</b> |  |  |

## NOMINATIONS/AWARDS

2009-10 OHL Top Academic High School Player | 2010-11 CHL & OHL Scholastic Player of the Year, Hlinka Memorial Gold Medal | 2011-12 CHL Defensesman of the Year, OHL Most Outstanding Defensesman, OHL Most Points By A Defensesman, U20 WJC Bronze Medal, U20 WJC Most Points By A Defensesman | 2019-20 NHL All-Star (Did not play - Injury)

## THROUGH THE YEARS

**2022-23:** Hamilton set a Devils team record, and tied a franchise record (B. Beck, 1977-78), 22 goals for defensesmen in a single season. His 52 assists ranked second all-time in franchise history (S. Stevens, 60, 1993-94) for helpers that a defensesman earned in a single season. His 22 goals, 52 assists and 74 points marked career-highs across the board. His eight power-play goals, and game-winning goals, also marked career-highs. Hamilton's eight power-play goals also ranked third all-time in team history for defensesmen behind S. Niedermayer (1997-98, 11/2003-04, 9). Hamilton's seven game-winners set a franchise record for defensesmen.

His 74 points ranked second all-time in franchise history for points that a defensesman earned in a single season (S. Stevens, 1993-94, 78).

Hamilton earned a five-game point streak (3g-4a) from Nov. 5-15, which marked his highest points streak since joining New Jersey. He played in his 700th career NHL game on Dec. 17 vs Florida. Hamilton earned his 400th career point (1a) on Dec. 30 at PIT. He became the second player in franchise history who recorded overtime goals in consecutive games via Jan. 22, vs PIT and Jan 24, vs VGK.

**2022-23 Stanley Cup Playoffs:** Apr. 22 @ NYR: Scored 1st career OTG - 2nd NJ D-man in fran. history who scored an OTG (B. Rafalski, 2001, at TOR) ...1 of 8 NJ D-men in fran. history who earned a multi-PTS GP vs NYR.

**2021-22:** Signed a 7-year contract with NJD on July 23...Scored 0:17 into season opener & NJD debut vs CHI, which set a franchise record for fastest goal to start a season...Earned first career multi-point game with NJD (2a) on Oct. 26 vs CGY...Missed first game of the season due to lower-body inj. On Nov. 5...Recorded 350th career point (PPG, 1st w/ NJD) @ NYR...Left game in 1st period on Jan. 2 vs WSH, upper-body inj. (puck to the face...)...Jan. 4, Placed on I.R. retroactive to Jan. 2...Jan. 5, received jaw surgery, out indefinitely...Jan. 7, placed in COVID protocol, removed Jan. 13...Feb. 22, Activated off I.R...Returned to play on Feb. 24 @ PIT...Scored 1st OT-GWG with NJD vs STL in 3-2 win.

**2020-21:** Completed ninth NHL season & third with CAR...His 42 PTS (10g-32a) led all CAR defensesmen & tied for third-most overall on the Hurricanes...His 42 PTS, 18 PPP & 10 goals tied for fifth-most for all NHL defensesmen...His 180 SOG led all NHL defensesmen...Was a +20, which ranked tied for eighth for all NHL defensesmen...Netted his first career shorthanded goal on Mar. 14 @ DET...Earned his 100th career goal on Apr. 2 vs DAL, & 300th career point on Jan. 16 @ DET...Recorded 5 PTS (2g-3a) & was a +7 in 11 playoff games.

**2019-20:** Second season with CAR...set career highs for plus/minus (+30) & OT goals (2)...Ranked tied for third in NHL plus/minus...Led CAR defensesmen in goals (14) & points (40)...His 14 goals ranked eighth among all NHL blueliners...Recorded at least one shot on goal in every game for fourth consecutive season...Nominated as an NHL All-Star for the first time but didn't play (injury).

**2018-19:** Completed seventh NHL season and first with CAR...Led CAR defensesmen in goals (18) & points (39)...Ranked 2nd among NHL defensesmen in goals...Skated in all 82 games for consecutive seasons & third time in is NHL career...Played in 500th career NHL game on Mar. 28 vs WSH...Recorded 7 PTS (3g-4a) in 15 playoff games, setting playoff career-highs in goals & games played...Ranked 3rd among NHL defensesmen in playoff goals.

**International:** Canada | 2011-12 U20 WJC, 6 GP, 2g-4a-6PTS, won Bronze Medal | 2012-13 U20 WJC, 6 GP, 1g-1a-2PTS



# SANTERI HATAKKA

82 | DEFENSEMAN



**NO. 82 | HT: 6'1" | WT: 191 LBS | SHOOTS: LEFT | BORN: 1/15/2001, RIIHIMAKI, FINLAND**  
**DRAFT: SAN JOSE'S FIFTH SELECTION, SIXTH ROUND, 184TH OVERALL IN 2019 NHL DRAFT**

## 2023-24

Hatakka began the season with New Jersey's AHL affiliate in Utica, but logged his Devils debut on Jan. 22, vs Vegas (17:22 TOI) & recorded a +3 plus/minus rating. The defenseman earned his first point with New Jersey on Jan. 27 at Tampa (1a). He was reassigned to Utica (AHL) on Feb. 13, but was then recalled on Mar. 13. The Finnish native logged a career-high 20:07 TOI on Feb. 8, vs Calgary. After he was reassigned to Utica (AHL) on Apr. 1, Hatakka played the remainder of the season with the Comets.

**Notes: Jan. 18:** Recalled from Utica (AHL)... Practiced & traveled w/ the team... **Jan. 27 @ TBL:** Earned 1st PTS w/ NJD (0g-1a)... **Feb. 8 vs CGY:** Logged career-high 20:07 TOI... **Feb. 10 @ CAR:** Recorded a career-high 3 SOG... Earned career-high 4 blks... **Feb. 12 vs SEA:** Earned 2nd assist for '23-24... **Feb. 13 @ NSH:** Reassigned to Utica (AHL)... **Mar. 13:** Recalled from Utica (AHL)... **Mar. 14 @ DAL:** Played in 1st game since Feb. 12 @ SEA... **Apr. 1:** Reassigned to Utica (AHL).

## CAREER HIGHLIGHTS

**First NHL:** | **GP:** 10/30/21, vs WPG | **Point:** 11/9/21, @ CGY (1a) | **Goal:** TBD | **PPG:** TBD

**Most In A Game:** | **Goals:** TBD | **Assists:** 1A, last: 2/12/24 vs SEA | **Points:** 1A, last: 2/12/24 vs SEA | **Shots:** 3 SOG, 2/20/24, @ CAR | **Hits:** 3 hits, 1/27/24 @ TBL | **TOI:** 24:57, 3/14/24 @ DAL | **BLK:** 4 blks, 12/12/23, @ VGK

**Season Career-Highs:** | **GP:** 12 GP, 2023-24 | **Goals:** TBD | **Assists:** 2A, twice, last: 2023-24 | **Points:** 2 PTS, twice, last: 2023-24 | **Shots:** 12 SOG, 2023-24 | **Hits:** 14 hits, 2023-24 | **ATOI:** 14:39, 2023-24 | **BLK:** 12 BLK, 2023-24

**Longest Streak:** | **Goals:** TBD | **Assists:** TBD | **Points:** TBD

**Milestones:** NHL debut on 11/7/22, at NYI | First NHL point on 11/9/21 @ CGY





## VS. NHL

|     | GP | G | A | PTS | PIM |     | GP | G | A | PTS | PIM |     | GP | G | A | PTS | PIM |         |   |   |   |   |   |
|-----|----|---|---|-----|-----|-----|----|---|---|-----|-----|-----|----|---|---|-----|-----|---------|---|---|---|---|---|
| ANA | 1  | 0 | 1 | 1   | 0   | DAL | 1  | 0 | 0 | 0   | 0   | NJ  | 1  | 0 | 0 | 0   | 0   | PIMSTL1 | 0 | 0 | 0 | 0 |   |
| BOS | 0  | 0 | 0 | 0   | 0   | DET | 0  | 0 | 0 | 0   | 0   | NYI | 1  | 0 | 0 | 0   | 2   | TB      | 1 | 0 | 1 | 1 | 0 |
| BUF | 1  | 0 | 0 | 0   | 0   | EDM | 0  | 0 | 0 | 0   | 0   | NYR | 0  | 0 | 0 | 0   | 0   | TOR     | 0 | 0 | 0 | 0 | 0 |
| CGY | 2  | 0 | 1 | 1   | 0   | FLA | 0  | 0 | 0 | 0   | 0   | OTT | 0  | 0 | 0 | 0   | 0   | UTA     | - | - | - | - | - |
| CAR | 2  | 0 | 0 | 0   | 0   | LA  | 0  | 0 | 0 | 0   | 0   | PHI | 0  | 0 | 0 | 0   | 0   | VAN     | 0 | 0 | 0 | 0 | 0 |
| CHI | 0  | 0 | 0 | 0   | 0   | MIN | 2  | 0 | 0 | 0   | 0   | PIT | 1  | 0 | 0 | 0   | 0   | VGK     | 1 | 0 | 0 | 0 | 0 |
| COL | 1  | 0 | 0 | 0   | 2   | MTL | 0  | 0 | 0 | 0   | 0   | SJ  | 0  | 0 | 0 | 0   | 0   | WSH     | 0 | 0 | 0 | 0 | 0 |
| CBJ | 0  | 0 | 0 | 0   | 0   | NSH | 0  | 0 | 0 | 0   | 0   | SEA | 1  | 0 | 1 | 1   | 0   | WPG     | 3 | 0 | 0 | 0 | 2 |

## CAREER STATS

| YEAR          | TEAM        | LEAGUE | REGULAR SEASON |   |    |     |     |     |    |    |    |    |    |    |   | PLAYOFFS |     |     |   |   |   |   |   |   |
|---------------|-------------|--------|----------------|---|----|-----|-----|-----|----|----|----|----|----|----|---|----------|-----|-----|---|---|---|---|---|---|
|               |             |        | GP             | G | A  | PTS | +/- | PIM | PP | SH | GW | GT | S  | GP | G | A        | PTS | PIM |   |   |   |   |   |   |
| 2019-20       | Ilves       | Liiga  | 28             | 1 | 2  | 3   | 14  | -   | -  | -  | -  | -  | -  | -  | - | -        | -   | -   | - | - | - | - | - | - |
|               | Koovee      | Mestis | 15             | 2 | 5  | 7   | 6   | -   | -  | -  | -  | -  | -  | -  | - | -        | -   | -   | - | - | - | - | - | - |
| 2020-21       | Finland U20 | WJC-20 | 7              | 0 | 1  | 1   | 4   | -   | -  | -  | -  | -  | -  | -  | - | -        | -   | -   | - | - | - | - | - | - |
|               | Ilves       | Liiga  | 44             | 1 | 6  | 7   | 34  | -   | -  | -  | -  | -  | -  | 5  | 0 | 0        | 0   | 0   | 2 | - | - | - | - | - |
| 2021-22       | Finland U20 | WJC-20 | 7              | 1 | 1  | 2   | 4   | -   | -  | -  | -  | -  | -  | -  | - | -        | -   | -   | - | - | - | - | - | - |
|               | San Jose    | NHL    | 9              | 0 | 2  | 2   | 2   | 0   | 0  | 3  | 0  | -  | 3  | -  | - | -        | -   | -   | - | - | - | - | - | - |
| 2022-23       | San Jose    | AHL    | 41             | 3 | 9  | 12  | 22  | 0   | 1  | 0  | 0  | -  | 44 | -  | - | -        | -   | -   | - | - | - | - | - | - |
|               | San Jose    | AHL    | 8              | 0 | 2  | 2   | 2   | 0   | 0  | 51 | 0  | -  | 7  | -  | - | -        | -   | -   | - | - | - | - | - | - |
| 2023-24       | Utica       | AHL    | 48             | 5 | 15 | 20  | -1  | 32  | 0  | 0  | 0  | -  | 61 | -  | - | -        | -   | -   | - | - | - | - | - | - |
|               | DEVILS      | NHL    | 12             | 0 | 2  | 2   | 5   | 4   | 0  | 0  | 0  | -  | 12 | -  | - | -        | -   | -   | - | - | - | - | - | - |
| DEVILS TOTALS |             |        | 12             | 0 | 2  | 2   | 5   | 4   | 0  | 0  | 0  | -  | 12 | -  | - | -        | -   | -   | - | - | - | - | - | - |
| NHL TOTALS    |             |        | 21             | 0 | 4  | 4   | 0   | 6   | 0  | 0  | 0  | -  | 15 | -  | - | -        | -   | -   | - | - | - | - | - | - |

## NOMINATIONS/AWARDS

2020-21 WJC Bronze Medal w/ Finland

## THROUGH THE YEARS

**2022-23:** Hatakka appeared in eight games in the AHL w/ San Jose. He was acquired from San Jose in the Timo Meier trade on Feb. 27, 2023.


**2021-22:** Logged his NHL debut w/ SJS on Oct. 30, 2021 vs WPG & earned his first career NHL point on Nov. 9, 2021, @ CGY. He played in 41 contests in the AHL with San Jose & registered 12 PTS (3g-9a).

**2020-21:** Played in Liiga (Finland) with Ilves (44 GP) & represented Finland at the WJC, while earning a Bronze Medal. He was also an alternate captain for Finland.

**2019-20:** Played in Liiga (Finland) with Ilves (28 GP) & represented Finland at the WJC.

**2018-19:** Played U18 & U20 overseas in Finland (SM-sarja) w/ Jokerit. He also represented Finland at the U18 WJC.

**International:** Finland | 2018-19 IIHF U18 WJC | 2019-20 IIHF WJC | 2020-21 IIHF WJC, Bronze Medal



# NICO HISCHIER

13 | CENTER



**NO. 13 | HT: 6'1" | WT: 195 LBS | SHOOTS: LEFT | BORN: 1/4/1999, BRIG, SWITZERLAND**  
**DRAFT: NEW JERSEY'S FIRST CHOICE (FIRST ROUND), FIRST OVERALL, IN 2017 NHL DRAFT**

## 2023-24

Hischier completed his fourth season as captain for New Jersey and logged a career-high 19:29 ATOI per game. The captain also recorded a career-high 56.6% overall face-off% for a single season. The forward earned 60, or more, points in a single season for the third consecutive campaign dating to 2021-22. Hischier recorded a season-high five-game point streak from Mar. 26, 2024, to Apr. 6 (3g-5a). The 2017 No. 1 overall draft selection also scored the second-fastest goal scored from the start on an NHL outdoor game on Feb. 17, 2024, vs Philadelphia at MetLife Stadium (0:32). Hischier tied a career-high 4 PTS (1g-3a in a game played via Feb. 27, 2024 at San Jose, and logged a career-high 24:59 TOI in a single game on Apr. 3, 2024, at NY Rangers.

**Notes: Oct. 20 @ NYI:** Logged 13:20 TOI... DNR for 3rd period (upper-body)... **Oct. 24 @ MTL:** Earned 1st goal/PPG of '23-24. **Oct. 27 vs BUF:** suffered a high hit from BUF's C. Clifton in the 1st period, & then left the game & returned after the 2nd period started. Yet, DNR for the 3rd period, nor game... did not participate at practice on Oct. 28 & the team announced that he will not play on 10/29 vs MIN... The NHL suspended Clifton 2 games - announced on Oct. 28 (illegal check to the head)... **Oct. 29 vs MIN:** DNP, missed first game of '23-24... **Nov. 14:** Placed on IR. (Upper-body inj)... **Nov. 25 vs BUF:** Returned to play... Earned multi-PTS GP (1g-1a).

**Dec. 16 @ CBJ:** Earned his 300th career PTS... became 7th player in franchise history to reach 300 NHL points within his first 400 career GP, following Kirk Muller (332 GP), Wilf Paiement (347 GP), Patrik Elias (364 GP), Zach Parise (371 GP), Petr Sykora (371 GP) and Scott Gomez (391 GP)... **Dec. 17 vs ANA:** Played in 399th career GP... His 300 career PTS rank 7th all-time in fran. history after a skater played in 400 career GP, or fewer, w/ the franchise... **Dec. 19 vs PHI:** Played in 400th career GP... -Earned 1a... 301 career PTS rank 7th all-time in fran. history after a skater played in 400 career GP, or fewer, w/ the fran.

**Jan. 17 vs MTL:** Earned 309 career PTS... Passed S. Brylin for 20th all-time in fran. history... **Jan. 22 vs VGK:** Earned 1g & passed B. Rafalski for 19th place all-time in fran. history w/ 312 PTS... **Feb. 6 vs COL:** Earned consec. GP w/ multiple assists (2nd time in career)...

**Feb. 17 vs PHI:** Scored 0:32 into NHL SS Game - marked 2nd fastest goal scored from the start of an NHL outdoor GP.

**Mar. 1 @ ANA:** Tied a season-high 18 f/o wins.

## CAREER HIGHLIGHTS

**First NHL:** | GP: 10/7/17 vs COL, 15:44 TOI | **Point:** 10/9/17 @ BUF, 1A | **Goal:** 10/19/17 @ OTT | **PPG:** 2/18/18 @ CAR

**Most In A Game:** | **Goals:** 2G, 13 times, last: 2/17/24, vs PHI | **Assists:** 3A, 4 times, last: 2/27/24 @ SJS | **Points:** 4 PTS, twice, last: 2/27/24, @ SJS (1g-3a) | **Shots:** 8 SOG, twice, last: Apr. 2, @ WPG | **Hits:** 4 hits, 6 times, last: 3/9/24, vs CAR | **TOI:** 24:59, 4/3/24, @ NYR | **BLK:** 5, 1/29/22 @ CAR

**Season Career-Highs:** | **GP:** 82, 2017-18 | **Goals:** 31, 2022-23 | **Assists:** 49, 2022-23 | **Points:** 80, 2022-23 | **SOG:** 256, 2022-23 | **Hits:** 56, 2017-18 | **ATOI:** 19:29, 2023-24 | **BLK:** 61, 2022-23

**Longest Streak:** | **Goals:** 5 GP (5g-1a), 12/28/22-1/5/23 | **Assists:** 5 GP (2g-7a), 3/16/22-3/26/22 | **Points:** 8 GP (6g-5a), 12/23/22-1/10/23

**Milestones:** Skated in 100th career NHL game on 11/25/18 @ TBL | 100th career NHL point on 10/5/19 @ BUF (1a) | Skated in 200th career game 2/20/20 @ SJS | Named 12th team captain in team history on 2/20/21 (22 yrs old, youngest since Kirk Muller (21) in 1987-88 | 100th career NHL assist on 11/30/21 vs SJS | Earned 200th career point on 4/9/22 @ DAL | Played in 300th career NHL game on 4/29/22 vs DET | Earned 100th career NHL/NJD goal 2/18/23 at PIT | 300 career NHL/NJD PTS on 12/16/23 @ CBJ | 400th career NHL/NJD GP on 12/19/23 vs PHI | 200 career NHL/NJD assists on 2/27/24 @ SJS

## PERSONAL

Father, Rino, played soccer with FC Naters and his mother Katja works as a sports teacher...Has an older brother, Luca, plays for EHC Biel-Bienne in the Swiss NLA, while older sister, Nina, played volleyball at a high level in Switzerland...Katja took Luca and Nico to nearby Visp to learn to skate since there were no rinks in Naters...Went to his first baseball game at Yankee Stadium during his media tour following being drafted #1 overall; also attended the Red Bull NY-NYFCF Major League Soccer match during his tour...Visited NASDAQ Opening Ceremony and Newark City Hall during his tour of the New Jersey/Metropolitan area...Has a sandwich named after him at Hobby's Deli in Newark; the #1 Nico has grilled chicken, red "Jersey" tomato, honey mustard and Swiss Cheese...Met his countryman Roger Federer at the 2017 US Open in Flushing...Patterned his game after watching Pavel Datsyuk; enjoys volleyball, soccer and swimming in his free time...One of his favorite shows is Peaky Blinders...If there is one thing he can't live without it would be music.



# VS. NHL

| GP  | G  | A | PTS | PIM | GP | G   | A  | PTS | PIM | GP | G  | A   | PTS | PIM | GP | G  | A | PTS | PIM |    |    |    |    |
|-----|----|---|-----|-----|----|-----|----|-----|-----|----|----|-----|-----|-----|----|----|---|-----|-----|----|----|----|----|
| ANA | 11 | 3 | 3   | 6   | 4  | DAL | 11 | 2   | 5   | 7  | 0  | NJD | 0   | 0   | 0  | 0  | 0 | STL | 11  | 4  | 5  | 9  | 4  |
| BOS | 18 | 3 | 8   | 11  | 2  | DET | 13 | 5   | 5   | 10 | 6  | NYI | 22  | 6   | 8  | 14 | 0 | TB  | 17  | 3  | 10 | 13 | 2  |
| BUF | 20 | 4 | 12  | 16  | 6  | EDM | 11 | 2   | 9   | 11 | 4  | NYR | 25  | 5   | 13 | 18 | 6 | TOR | 17  | 6  | 7  | 13 | 4  |
| CGY | 10 | 4 | 7   | 11  | 0  | FLA | 16 | 3   | 7   | 10 | 12 | OTT | 17  | 8   | 10 | 18 | 4 | UTA | -   | -  | -  | -  | -  |
| CAR | 18 | 7 | 9   | 16  | 0  | LA  | 11 | 3   | 3   | 6  | 4  | PHI | 23  | 8   | 13 | 21 | 6 | VAN | 10  | 2  | 4  | 6  | 2  |
| CHI | 10 | 2 | 4   | 6   | 4  | MIN | 9  | 1   | 5   | 6  | 8  | PIT | 22  | 7   | 13 | 20 | 2 | VGK | 11  | 6  | 2  | 8  | 0  |
| COL | 9  | 2 | 5   | 7   | 2  | MTL | 17 | 9   | 6   | 15 | 4  | SJ  | 12  | 2   | 8  | 10 | 0 | WSH | 22  | 11 | 10 | 21 | 10 |
| CBJ | 20 | 5 | 9   | 14  | 2  | NSH | 11 | 4   | 3   | 7  | 7  | SEA | 6   | 1   | 4  | 5  | 0 | WPG | 10  | 5  | 6  | 11 | 0  |

# CAREER STATS

| YEAR                 | TEAM        | LEAGUE      | REGULAR SEASON |            |            |            |           |            |           |          |          |               |           |          |          | PLAYOFFS |          |     |  |
|----------------------|-------------|-------------|----------------|------------|------------|------------|-----------|------------|-----------|----------|----------|---------------|-----------|----------|----------|----------|----------|-----|--|
|                      |             |             | GP             | G          | A          | PTS        | +/-       | PIM        | PP        | SH       | GW       | GT            | S         | GP       | G        | A        | PTS      | PIM |  |
| 2015-16              | Bern U20    | Elite Jr. A | 18             | 11         | 17         | 28         | -         | 6          | -         | -        | -        | -             | -         | 9        | 1        | *8       | 9        | 2   |  |
|                      | Bern        | Swi.        | 15             | 1          | 0          | 1          | -         | 2          | -         | -        | -        | -             | -         | -        | -        | -        | -        | -   |  |
|                      | Visp        | Swi.-2      | 7              | 1          | 1          | 2          | -         | 0          | -         | -        | -        | -             | -         | 6        | 2        | 0        | 2        | 8   |  |
| 2016-17              | Switzerland | WJC-A       | 6              | 0          | 2          | 2          | -         | 0          | -         | -        | -        | -             | -         | -        | -        | -        | -        | -   |  |
|                      | Hallfax     | QMJHL       | 57             | 38         | 48         | 86         | 7         | 24         | -         | -        | -        | -             | -         | 6        | 3        | 4        | 7        | 0   |  |
| 2017-18              | Switzerland | WJC-A       | 5              | 4          | 3          | 7          | -         | 2          | -         | -        | -        | -             | -         | 7        | -        | -        | -        | -   |  |
|                      | DEVILS      | NHL         | 82             | 20         | 32         | 52         | 10        | 26         | 1         | 0        | 2        | -             | 180       | 5        | 1        | 0        | 1        | 0   |  |
| 2018-19              | DEVILS      | NHL         | 69             | 17         | 30         | 47         | 0         | 24         | 3         | 0        | 3        | -             | 160       | -        | -        | -        | -        | -   |  |
|                      | WC-SWI      | IHF         | 8              | 4          | 5          | 9          | 3         | 4          | -         | -        | -        | -             | -         | -        | -        | -        | -        | -   |  |
| 2019-20              | DEVILS      | NHL         | 58             | 14         | 22         | 36         | 16        | 12         | 2         | 1        | 1        | -             | 123       | -        | -        | -        | -        | -   |  |
|                      | DEVILS      | NHL         | 21             | 6          | 5          | 11         | -9        | 4          | 2         | 3        | 1        | -             | 44        | -        | -        | -        | -        | -   |  |
| 2021-22              | DEVILS      | NHL         | 70             | 21         | 39         | 60         | -1        | 17         | 4         | 0        | 2        | -             | 153       | -        | -        | -        | -        | -   |  |
| 2022-23              | DEVILS      | NHL         | 81             | 31         | 49         | 80         | 33        | 10         | 7         | 3        | 9        | -             | 256       | 12       | 1        | 6        | 7        | 2   |  |
| 2023-24              | Switzerland | WC          | 4              | 1          | 2          | 3          | 0         | -          | -         | -        | -        | -             | -         | -        | -        | -        | -        | -   |  |
|                      | DEVILS      | NHL         | 71             | 27         | 40         | 67         | -5        | 12         | 6         | 1        | 4        | -             | 182       | -        | -        | -        | -        | -   |  |
| <b>DEVILS TOTALS</b> |             |             | <b>452</b>     | <b>136</b> | <b>217</b> | <b>353</b> | <b>12</b> | <b>105</b> | <b>26</b> | <b>6</b> | <b>4</b> | <b>- 1098</b> | <b>17</b> | <b>2</b> | <b>6</b> | <b>8</b> | <b>2</b> |     |  |
| <b>NHL TOTALS</b>    |             |             | <b>452</b>     | <b>136</b> | <b>217</b> | <b>353</b> | <b>12</b> | <b>105</b> | <b>26</b> | <b>6</b> | <b>4</b> | <b>- 1098</b> | <b>17</b> | <b>2</b> | <b>6</b> | <b>8</b> | <b>2</b> |     |  |

QMJHL All-Rookie Team (2017) • QMJHL Best Professional Prospect (Mike Bossy Trophy) (2017) • QMJHL Offensive Rookie of the Year (Michel Bergeron Trophy) (2017) • QMJHL Rookie of the Year (2017) • CHL Rookie of the Year (2017) • E.J. McGuire Award of Excellence (2017)

\*Led League

# NOMINATIONS/AWARDS

2016-17, CHL & QMJHL Rookie of the Year, QMJHL All-Rookie Team, QMJHL Offensive Rookie of the Year | 2017-18 NHL's 1st Star of the Week (ending Feb. 18) | 2019-20 NHL All-Star | 2022-23 Selke Trophy nominee

# THROUGH THE YEARS

**2022-23:** Oct 13 at PHI: Missed game due to lower-body injury...Oct. 15 vs DET: NJ announced his return to the lineup for home opener...Oct. 20 at NYI: 1st 3-point outing for the season (1g-2a) ...Oct. 28 vs COL: was 16/17 on face-offs, at 94.1%, which tied a franchise record for the highest face-off % in a single game for skaters who took at least 15 face-offs in a contest, Bobby Holik also won 16/17 face-offs, at 94.1%, on Jan. 2, 1999, at Ottawa. Nov. 3 @ EDM: Ext. PTS streak to 3 GP (2g-2a), Team improved to 7-0-0 when he recorded a PTS in a GP...Nov. 8 vs CGY: Ext. PTS streak (1g-1a) to 5 GP (3g-4a)...Nov. 10 vs OTT: EXT PTS Streak (2g) to 6 GP, which tied a career-high, Earned 5th-career OT-GWG.

Nov. 12 vs ARI: EXT. PTS streak to 7 GP (5g-5a), marked a career-high...Nov. 15 @ MTL: 7 GP PTS streak ends...Nov. 21 vs EDM: Tied career-high 3 assists in a game (0g-3a)...Dec. 12 @ NYR: Ext. goal/PTS streak to 3 GP (3g-0a)...Dec. 23 vs BOS: Ended 5 GP streak w/o a PTS dating to 12/12.

Dec. 30 @ PIT: Earned 3rd-career SHG Earned 4th GWG for 2022-23 - marked career high, prior, 3 GWG via 2018-19... Jan. 4 @ DET: Logged 3rd-career multi-point GP game (1g-1a) Set career-high fifth PPG in a season Ext. goal streak to 4 GP, tied career-high. Jan. 5 vs STL: career-high 5 GP goal streak (5g-0a)... Jan. 7 vs NYR: Ext. PTS streak 7 GP (5g-4a), tied career-high... Jan. 10 @ CAR: Career-high 8 GP PTS streak (1g-1)... Jan. 14 @ LAK: career-high 13 PPP (6g-7a) in a season ...Feb. 18 @ PIT: Earned 100th career goal -7th youngest player in fran. history who earned 100 career G (24yrs, 45 days).

Mar. 5 @ ARI: 7th GWG for '22-23 -6th career OTG... Mar. 11 @ MTL: Logged 14th multi-PTS GP - career high for single season, prior 13 (2021-22 & 2018-19)...Mar. 18 @ FLA: Earned 3rd SHG for '22-23 ...Mar. 19 @ TBL: Earned 1st 30 goal season for career... Mar. 25 vs OTT: Earned 40 assist - new career-high (39a, '21-22).

**2022-23 Stanley Cup Playoffs:** Apr. 27 vs NYR: Led NJ w/ 6 hits (SCP career high) ... May 1 vs NYR: Ext. PTS/assists streak to 5 GP (0g-5a)...May 3 @ CAR: PTS/assists Streak ended ...May 7 vs CAR: Logged 1st goal for '23 SCP.

**2021-22:** First full 82-game season as captain...earned first goal of season vs BUF on Oct. 23...Earned 100th career assist vs SJS on Nov. 30...Dec. 3, ended 10-game goal drought @ WPG...Placed in COVID protocol & missed game @ NYI, removed Dec. 26... Logged career-high 5 blocks in a game @ CAR...Tied career-high 3 PPG in a season on Feb. 7 @ OTT...Tied goal streak to 4 GP (2018) on Feb. 13 vs PIT...Tied career-high 7 SOG @ NYR on Mar. 4...Sidelined due to lower-body inj. vs COL on Mar. 8, returned on Mar. 15 @ VAN after missing 3 GP...Tied career-high 52 PTS (2018) vs MTL on Apr. 7...6th youngest starter in franchise history who recorded 200 career PTS on @ DAL on Apr. 9...Set career-high 21g in a season vs CAR on Apr. 23.

**2020-21:** Completed fourth professional NHL season with New Jersey, scoring six goals and adding five assists for 11 points in 21 games... Named 12th captain in team history on 2/20/21 when he made season debut vs Buffalo...Missed team's opening 11 games due to a lower-body injury...Scored first goal of season 2/25/21 @ Buffalo...Suffered an upper-body injury on 2/27, received sinus surgery and missed 24 games...Returned on 4/13/21 vs Rangers...Netted his second-career shorthanded goal on 5/1/21 @ Philadelphia.

**2019-20:** First season named alternate captain with club...Had a four game point-streak from Oct. 30 - Nov. 5 (2g-3a-5pts)...Tallied 14 points through 15 games from 12/27-'21 (7a-7a)...Appeared in first NHL All-Star Game.

**2018-19:** Had a four game point-streak from Dec. 6-14 (2G-2A-4PTS)...Led the team in overtime goals with three (Dec. 14 vs Vegas, Feb. 2 at Montreal, Feb. 15 @ Minnesota)...Finished second in points with 47 behind Palmieri's 50.

**International:** Switzerland | 2014-15 U18 WJC, 5 GP, 1g-0a-1PTS | 2015-16 WJC, 5 GP, 1g-3a-4PTS, assistant captain | 2015-16 U20 WJC, 6 GP, 0g-2a-2PTS | 2016-17 U18 WJC, 5 GP, 1g-5a-6PTS, assistant captain | 2016-17 U20 WJC, 5 GP, 4g-3a-7PTS | 2018-19 WC, 8 GP, 4g-5a-9PTS | 2020-21 WC, 8 GP, 2g-4a-6PTS, assistant captain | 2021-22 WC, 8 GP, 5g-3a-PTS, captain | 2023-24 WC, ---, captain



# ERIK HAULA

56 | CENTER



**NO. 56 | HT: 5'11" | WT: 191 LBS | SHOOTS: LEFT | BORN: 3/23/91, PORI, FINLAND**  
**DRAFT: MINNESOTA'S SEVENTH CHOICE, SEVENTH ROUND (182ND OVERALL), 2009**

## 2023-24

Haula skated in his second season with New Jersey and logged a career-high 52 PIM. The veteran forward signed a 3-year contract on June 23, 2023, w/ an AAV of \$3.15 million. The Finnish native recorded two game-winning goals and one shorthanded goal. Haula was one of two Devils (N. Hischer) who scored a power-play goal and a shorthanded goal in 2023-24. He logged a career-high eight hits on Dec. 19, vs PHI, and earned his 300th career NHL point on Jan. 6, vs VAN. Haula earned his 75th career point with New Jersey on Apr. 6 @ Ottawa, which ranks 1st in franchise history for all Finnish-born skaters (S. Vatanen).

**Notes: Oct. 24 @ MTL:** Returned to lineup... **Oct. 27 vs BUF:** Earned 1st multi-goal GP for '23-24... Earned 1st SHG for '23-24, which also marked NJD's 1st SHG for '23-24... Earned team-leading 2 GWG for '23-24... Marked 1st career multi-goal GP w/ NJ... His 3 SHG since '22-23 are tied w/ N. Hischer for the most on NJD... **Oct. 29 vs MIN:** Ext. goal-streak to 2 GP (1g-0a)... Played in season-high 17:00 TOI... **Nov. 16 @ PIT:** Earned 3rd multi-PTS GP for '23-24 (0g-2a)... **Nov. 18 vs NYR:** Ext. PTS streak to 3 GP (1g-3a)

**Dec. 5 @ VAN:** Returned to lineup... Collected 7th goal for '23-24... **Dec. 19 vs PHI:** Logged a career-high 7 hits in a GP... **Dec. 27 vs CBJ:** Earned 297th career point (1a)... **Jan. 3 @ WSH:** Logged 2a, which marked 299 career PTS... 4th multi-PTS GP for '23-'24... **Jan. 6 vs VAN:** Earned 300th career PTS... Marked 5th multi-point GP (1g-1a) for '23-24... **Jan. 11 @ TBL:** Ext. PTS streak to 2 GP (1g-2a)... **Jan. 13 @ FLA:** Ext. PTS streak to 3 GP (2g-2a)... **Feb. 6 vs COL:** Earned 6th multi-PTS GP.

## CAREER HIGHLIGHTS

**First NHL:** | **GP:** 11/29/13 vs COL, 14:17 TOI | **Point:** 11/29/13 vs COL, 1A | **Goal:** 1/18/14 vs DAL | **PPG:** 1/15/15 @ BUF

**Most In A Game:** | **Goals:** 2G, 9 times, last: 10/27/23 vs BUF | **Assists:** 3, 3/24/22 vs TBL | **Points:** 3 PTS, 3/7/23 | **Shots:** 7 SOG, 3/14/18 vs NJD | **Hits:** 8 hits, 12/19/23, vs PHI | **TOI:** 22:32, 3/11/24, vs NYR | **BLK:** 4, 3 times, 4/21/21 @ CHI

**Season Career-Highs:** | **GP:** 80 GP, 2022-23 | **Goals:** 29G, 2017-18 | **Assists:** 27A, 2022-23 | **Points:** 55 PTS, 2017-18 | **Shots:** 175 SOG, 2017-18 | **Hits:** 129 hits, 2021-22 | **ATOI:** 17:22, 2017-18 | **BLK:** 55 BLK, 2015-16

**Longest Streak:** | **Goals:** 5 GP (5g-2a), 1/23/18-2/2/18 | **Assists:** 4 GP, 2x, last: 12/30/22-1/5/23 | **Points:** 10 GP (5g-6a), 3/12/16-3/31/16

**Milestones:** Played in 100th career NHL game on 2/26/15 @ NSH | Played in 300th career game on 1/2/18 vs NSH | Played in 500th career game on 2/15/22 @ NYR | Earned 100th career goal on 2/28/22 @ LAK | Earned 100th career point on 11/16/17 @ VAN (1g-1a) | Recorded 200th career point 12/2/22 @ NSH (1a) | Played in 600th career NHL GP 3/12/23 vs CAR | Earned 300th career NHL point on 1/6/24 vs VAN

## PENALTY SHOTS

| DATE    | GOALIE/OPPOSITION   | RESULT    | SCORE    |
|---------|---------------------|-----------|----------|
| 4/24/22 | S. Montembeault/MTL | CONVERTED | 5-3, BOS |

## PERSONAL

Erik and his wife Kristen have a two-year old son named Henrik a.k.a "Henny"...Their golden retriever is named Sunny...He enjoys sushi and his favorite movie is "Any Given Sunday"...His favorite non-hockey athlete is Tom Brady, while his favorite actor/actress is Leo Dicaprio...Erik enjoys golfing in his free time & he roots for the NFL's Minnesota Vikings...His favorite show is Game of Thrones and his favorite band is Cold Play...Erik also grew up playing soccer and golf.



## VS. NHL

| GP  | G  | A | PTS | PIM | GP | G   | A  | PTS | PIM | GP | G  | A   | PTS | PIM | GP | G  | A  | PTS | PIM |   |    |    |    |
|-----|----|---|-----|-----|----|-----|----|-----|-----|----|----|-----|-----|-----|----|----|----|-----|-----|---|----|----|----|
| ANA | 23 | 6 | 5   | 11  | 4  | DAL | 32 | 9   | 5   | 14 | 35 | NJ  | 12  | 6   | 4  | 10 | 4  | STL | 28  | 8 | 8  | 16 | 8  |
| BOS | 13 | 0 | 3   | 3   | 6  | DET | 29 | 6   | 5   | 11 | 17 | NYI | 17  | 6   | 2  | 8  | 14 | TB  | 28  | 4 | 10 | 14 | 10 |
| BUF | 17 | 4 | 4   | 8   | 10 | EDM | 21 | 1   | 3   | 4  | 16 | NYR | 20  | 2   | 1  | 3  | 14 | TOR | 20  | 6 | 5  | 11 | 6  |
| CGY | 22 | 2 | 3   | 5   | 14 | FLA | 26 | 8   | 7   | 15 | 11 | OTT | 20  | 5   | 6  | 11 | 6  | UTA | -   | - | -  | -  | -  |
| CAR | 24 | 3 | 8   | 11  | 22 | LA  | 23 | 7   | 3   | 10 | 8  | PHI | 21  | 1   | 5  | 6  | 12 | VAN | 22  | 4 | 8  | 12 | 6  |
| CHI | 33 | 7 | 10  | 17  | 10 | MIN | 11 | 3   | 3   | 6  | 8  | PIT | 20  | 2   | 6  | 8  | 10 | VGK | 8   | 1 | 4  | 5  | 2  |
| COL | 27 | 5 | 7   | 12  | 10 | MTL | 20 | 6   | 6   | 12 | 15 | SJ  | 20  | 2   | 3  | 5  | 8  | WSH | 24  | 7 | 7  | 14 | 10 |
| CBJ | 30 | 9 | 7   | 16  | 12 | NSH | 25 | 3   | 11  | 14 | 6  | SEA | 5   | 1   | 3  | 4  | 4  | WPG | 24  | 4 | 7  | 11 | 10 |

## CAREER STATS

| YEAR          | TEAM            | LEAGUE | REGULAR SEASON |     |     |     |     |     |    |    |    |    |      |    |    | PLAYOFFS |     |     |   |   |   |   |   |   |   |
|---------------|-----------------|--------|----------------|-----|-----|-----|-----|-----|----|----|----|----|------|----|----|----------|-----|-----|---|---|---|---|---|---|---|
|               |                 |        | GP             | G   | A   | PTS | +/- | PIM | PP | SH | GW | GT | S    | GP | G  | A        | PTS | PIM |   |   |   |   |   |   |   |
| 2012-13       | Univ. Minnesota | NCAA   | 43             | 20  | 29  | 49  | 17  | 30  | -  | -  | -  | -  | -    | -  | -  | -        | -   | -   | - | - | - | - | - | - |   |
|               | Houston Aeros   | AHL    | 6              | 0   | 2   | 2   | 1   | 2   | -  | -  | -  | -  | -    | -  | -  | -        | -   | -   | - | - | - | - | - | - |   |
| 2013-14       | Minnesota Wild  | NHL    | 46             | 6   | 9   | 15  | 14  | 29  | 0  | 1  | 1  | -  | 56   | 13 | 4  | 3        | 7   | 0   | - | - | - | - | - | - |   |
|               | Iowa Wild       | AHL    | 31             | 14  | 13  | 27  | 2   | 14  | 5  | 0  | 3  | -  | 80   | -  | -  | -        | -   | -   | - | - | - | - | - | - |   |
|               | Finland         | WC     | 6              | 0   | 1   | 1   | -2  | 2   | -  | 0  | 1  | -  | -    | -  | -  | -        | -   | -   | - | - | - | - | - | - |   |
| 2014-15       | Minnesota Wild  | NHL    | 72             | 7   | 7   | 14  | -7  | 32  | 1  | 0  | 1  | -  | 92   | 2  | 1  | 0        | 1   | 32  | - | - | - | - | - | - |   |
| 2015-16       | Minnesota Wild  | NHL    | 76             | 14  | 20  | 34  | 21  | 24  | 0  | 2  | 2  | -  | 99   | 5  | 1  | 3        | 4   | 2   | - | - | - | - | - | - |   |
| 2016-17       | Minnesota Wild  | NHL    | 72             | 15  | 11  | 26  | 5   | 28  | 1  | 0  | 4  | -  | 134  | 4  | 0  | 1        | 1   | 0   | - | - | - | - | - | - |   |
|               | Finland         | Wcup   | 1              | 0   | 0   | 0   | -1  | 0   | -  | -  | -  | -  | -    | -  | -  | -        | -   | -   | - | - | - | - | - | - |   |
| 2017-18       | Vegas           | NHL    | 76             | 29  | 26  | 55  | -16 | 37  | 12 | 0  | 4  | -  | 175  | 20 | 3  | 6        | 9   | 27  | - | - | - | - | - | - |   |
| 2018-19       | Vegas           | NHL    | 15             | 2   | 5   | 7   | 1   | 10  | 0  | 0  | 0  | -  | 26   | -  | -  | -        | -   | -   | - | - | - | - | - | - |   |
| 2019-20       | Carolina        | NHL    | 41             | 12  | 10  | 22  | 1   | 20  | 4  | 0  | 2  | -  | 78   | -  | -  | -        | -   | -   | - | - | - | - | - | - |   |
| 2020-21       | FLA             | NHL    | 7              | 0   | 2   | 2   | 0   | 2   | 0  | 0  | 0  | -  | 14   | 4  | 1  | 0        | 1   | 0   | - | - | - | - | - | - |   |
| 2020-21       | Nashville       | NHL    | 51             | 9   | 12  | 21  | 4   | 14  | 1  | 2  | 2  | -  | 85   | -  | -  | -        | -   | -   | - | - | - | - | - | - |   |
| 2021-22       | Boston          | NHL    | 78             | 18  | 26  | 44  | 19  | 47  | 2  | 0  | 3  | -  | 141  | 7  | 1  | 2        | 3   | 8   | - | - | - | - | - | - |   |
| 2022-23       | DEVILS          | NHL    | 80             | 14  | 27  | 41  | 13  | 41  | 2  | 2  | 0  | -  | 164  | 12 | 4  | 2        | 6   | 15  | - | - | - | - | - | - |   |
| 2023-24       | DEVILS          | NHL    | 76             | 16  | 19  | 35  | -1  | 54  | 1  | 1  | 2  | -  | 156  | -  | -  | -        | -   | -   | - | - | - | - | - | - |   |
| DEVILS TOTALS |                 |        | 156            | 30  | 46  | 76  | 12  | 101 | 3  | 3  | 2  | -  | 320  | 12 | 4  | 2        | 6   | 15  | - | - | - | - | - | - |   |
| NHL TOTALS    |                 |        | 690            | 142 | 174 | 316 | 54  | 344 | 24 | 8  | 21 | -  | 1220 | 73 | 16 | 20       | 36  | 56  | - | - | - | - | - | - | - |

## NOMINATIONS/AWARDS

2007-08 U20 SM-liiga Silver Medal | 2008-09 U18 WJC Bronze Medal | 2009-10 USHL All-Rookie Team, USHL All-Star | 2012-13 NCAA (WCHA) All Academic Team | 2013-14 WC Silver Medal

## THROUGH THE YEARS

**2022-23:** Haula skated in his first season with New Jersey and played in his 600th career NHL game on Mar. 12, vs Carolina. Haula was acquired from Boston via trade in exchange for P. Zacha in the 2022 offseason. He scored his first goal w/ New Jersey on Nov. 19, at Ottawa.

**2022-23 Stanley Cup Playoffs:** Apr. 20 v NYR: Scored 2nd career PPG in SCP ... Apr. 27 v NYR: Scored 3rd career PPG in SCP -Logged 1st career 3 PTS & multi-goal GP in SCP (2g-1a) ... May 1 v NYR: 1st career Game 7 goal - 4th goal for '23 SCP...Haula ranked 2nd on NJ with 4 goals.

**2021-22:** Skated in his first season with BOS & ninth NHL season...tied a career-high 26 assists...Set a career-high 47 PIM & 129 hits...Ranked sixth on BOS with 44 PTS (18g-26a)...Played in his 500th career NHL game on 2/15/22 @ NYR...Recorded his 200th career point on 12/2 @ NSH...Earned 100th career NHL goal in a multi-goal effort on 2/28/22 @ LAK...Converted on a penalty shot on 4/24/22 @ MTL vs S. Montembeault...Acquired via trade in exchange for P. Zacha on 7/13/22...Playoffs: Played in seven postseason games & earned 3 PTS (1g-2a), plus 1 GWG.

**2020-21:** Played in his lone season w/ NSH...tied a career-high 2 SHG (2015-16, MIN), which led NSH...Signed as an UFA on Dec. 23, 2020...Playoffs: Played in six games, tallied one goal & three assists.

**2019-20:** Traded to Carolina by Vegas in exchange for N. Roy & a 2021 conditional draft pick on June 27, 2019...played in 41 regular-season games...Traded to Florida on Feb. 24, 2020 (V. Trochek)...Playoffs: Played in 4 GP, tallied one goal.

**2018-19:** Played in 15 games with Vegas due to a knee injury suffered on Nov. 6, which marked his last game in a Vegas sweater.

**International:** Finland | 2007-08 U18 WJC, 6 GP, 1g-3a-4PTS | 2008-09 U18 WJC, 6 GP, 3g-1a-4PTS, won Bronze Medal | 2010-11 U20 WJC, 6 GP, 4g-3a-7PTS | 2013-14 WC, 6 GP, 0g-1a-1PTS, Silver Medal | 2016-17 WC, 1 GP



# JACK HUGHES

86 | CENTER



**NO. 86 | HT: 5'11" | WT: 175 LBS | SHOOTS: LEFT | BORN: 5/14/2001, ORLANDO, FLORIDA**  
**DRAFT: NEW JERSEY'S FIRST CHOICE (FIRST ROUND), FIRST OVERALL, IN 2019 NHL DRAFT**

## 2023-24

Hughes completed his fifth season and earned more than 7 points in a single campaign for consecutive seasons (27g-47a=74 PTS). Hughes' nine power-play goals ranked second on New Jersey (T. Meier, 10), while the nine PPG also tied a career-high set in 2022-23. Hughes earned his second-career hat trick on Dec. 16, 2023, at Columbus. He earned four points in a game twice (last: 10/24/23 @ MTL) The forward recorded 10 games with three, or more, points, which marked his most contests for that matter in a single season. Hughes recorded a seven-game point-streak from the start of the season, which ranks third in franchise history. The fifth-year player was limited to 62 GP due to an upper-body injury. The team announced on Apr. 9, that he would receive shoulder surgery and miss the remainder of the season.

**Notes: Oct. 12 vs DET:** Multi-goal GP (2g)... 1st career roughing penalty in regular season play... **Oct. 13 vs ARI:** Logged 2nd career 3-assist GP (0g-3a)... **Oct. 20 @ NYI:** Tied career-high 4 PTS in a GP (2g-2a) - last: 4/6/23 vs CBJ (2g-2a)... Earned 5th-career overtime goal... Recorded 10 PTS (4g-6a) in NJ's 1st 4 GP, which are the most that a player earned in the fran. 1st 4 GP from the start of a season... **Oct. 24 @ MTL:** Logged a career-high 4 assists in a GP... 4 PTS tied a career-high... **Oct. 25 vs WSH:** Ext. PTS streak from the start of season to 6 GP... 17 PTS in 6 GP from the team's start of a season are the most in fran. history... Logged 5th multi-point GP for '23-24... Logged 3A, or more, in a GP for the 4th time in career.

**Oct. 27 vs BUF:** Ext. PTS streak to 7 GP from the start of the season, which ranks 3rd in fran. history (J. Bratt, 11 GP, T. Higgins, 10 GP) ... **Nov. 1:** Named NHL's 1st Star of the Month for Oct. ... **Nov. 3 @ STL:** Left game w/ upper-body inj. in 1st per... DNR... **Nov. 5 @ CHI:** DNP. Nov. 18 vs NYR: Returned to lineup, after missing 5 GP (upper-body inj.)... Recorded 7th multi-PTS GP (1g-1a), which leads NJD.

**Dec. 4:** Was named the NHL's 3rd Star of the Week (week ending on Dec. 3)... **Dec. 5 @ VAN:** Earned 7th GP w/ 3, or more, PTS (1g-2a) in a contest, which ranks 1st in the NHL... **Dec. 13 vs BOS:** Snapped 3 GP drought w/o a PTS... Earned 2nd OTG for '23-24, which marked his 6th career OTG... **Dec. 16 @ CBJ:** Earned 2nd career hat-trick (3g-0a) ... Earned 100th career NHL goal... Fastest player in team history to reach 100 career goals (B. Gionta, 284 GP)... Marked 8th effort w/ 3, or more, PTS in a GP, which tied a career-high.

**Jan. 5 vs CHI:** Left game in 3rd per. & DNR... **Jan. 25:** Placed on I.R. retro-active to 1/5... **Feb. 8 vs CGY:** Activated off I.R. & returned to lineup... **Mar. 1 @ ANA:** Ext. PTS streak to 3 GP (2g-4a)... Logged 26:42 TOI - 2nd most TOI in '23-24 for career... Logged 2nd career regular-season penalty shot 19:57 into 3rd per./unsuccessful vs L. Dostal ... **Mar. 24 @ NYI:** Became 15th player in fran. history who earned a goal in their 300 career NHL GP

**Apr. 9 vs TOR:** Team announced he will receive shoulder surgery... Miss remainder of season.

## CAREER HIGHLIGHTS

**First NHL:** | GP: 10/4/19 vs WPG, 15:12 TOI | **Point:** 10/17/19 vs NYR, 1A | **Goal:** 10/19/19 vs VAN | **PPG:** 10/19/19 vs VAN

**Most In A Game:** | **Goals:** 3G, twice, last: 12/16/23, @ CBJ | **Assists:** 4A, 10/24/24, @ MTL | **Points:** 4 PTS, 3x, last: 10/24/24, @ MTL (0g-4a) | **Shots:** 11 SOG, 2/27/24, @ SJS | **Hits:** 2 hits, 3 times, last: 1/7/23 vs NYR | **TOI:** 27:16, 12/1/23, vs SJS | **BLK:** 5, 3/27/23 @ NYI

**Season Career-Highs:** | **GP:** 78, 2022-23 | **Goals:** 43G, 2022-23 | **Assists:** 56A, 2022-23 | **Points:** 99 PTS, 2022-23 | **Shots:** 336 SOG, 2022-23 | **Hits:** 15 hits, 2020-21 | **ATOI:** 20:58, 2023-24 | **BLK:** 30 BLK, 2022-23

**Longest Streak:** | **Goals:** 5 GP (8g-2a), 12/30/22-1/7/23 | **Assists:** 6 GP (2g-8a), 3/30/23-4/8/23 | **Points:** 9 GP (9g-9a), 1/13/23-2/6/23

**Milestones:** Skated in 100th career game on 4/9/21 vs PIT | Recorded his 50th career NHL point on 5/1/21 @ PHI (2A) | 100th career NHL point (goal) on 3/22/22 vs NYR | Played in 200th career NHL/NJD GP 12/23/22 vs BOS | Earned 200th career/NJD PTS on 4/6/23 vs CBJ | Tied P. Elias franchise record for most PTS in a single season (96) on 4/8/23 @ BOS | Set franchise record for most PTS in a single season (97) on 4/11/23 vs BUF | Earned 100th career NHL/NJD goal on 12/16/23 @ CBJ | Played in 300th career NHL/NJD GP on 3/24/24 @ NYI

## HAT TRICKS

November 26, 2022, vs Washington (3g-0a), vs Charlie Lindgren  
 December 16, 2023, at Columbus (3g-0a), vs D. Tarasov/ENG

## PENALTY SHOTS

| DATE     | GOALIE/OPPPOSITION | RESULT    | SCORE    |
|----------|--------------------|-----------|----------|
| 12/12/22 | I. Shesterkin/NYR  | Stopped   | ?-?, NJD |
| 4/18/23  | I. Shesterkin/NYR  | CONVERTED | ?-?, NJD |
| 3/01/24  | L. Dostal/ANA      | Stopped   | ?-?, NJD |
| 4/06/24  | J. Korpisalo/OTT   | Stopped   | ?-?, NJD |

## PERSONAL

Father, Jim, was a former defenseman for Providence College and an assistant coach in the NHL for the Boston Bruins and his mother Ellen was a three-sport athlete at the University of New Hampshire (hockey, lacrosse and soccer)... Older brother Quinn, plays for Vancouver Canucks and younger brother Luke was drafted by NJD, 4th overall in the 2020 NHL Draft, & completed his sophomore season at Univ. Michigan in 2022-23... Luke then signed a 3-year entry level contract on April 8th, 2023 and made his Devils debut last season... First Div. to wear No. 86... Spends his summers golfing with his friends and family... Jack is a big University of Michigan football fan & his favorite non-hockey athlete is LeBron James.



## VS. NHL

|     | GP | G | A | PTS | PIM |     | GP | G | A | PTS | PIM |     | GP | G  | A  | PTS | PIM |     | GP  | G | A  | PTS | PIM |   |
|-----|----|---|---|-----|-----|-----|----|---|---|-----|-----|-----|----|----|----|-----|-----|-----|-----|---|----|-----|-----|---|
| ANA | 7  | 3 | 5 | 8   | 4   | DAL | 6  | 2 | 1 | 3   | 0   | NJD | 0  | 0  | 0  | 0   | 0   | 0   | STL | 6 | 2  | 3   | 5   | 0 |
| BOS | 18 | 3 | 9 | 12  | 0   | DET | 10 | 4 | 4 | 8   | 6   | NYI | 17 | 9  | 6  | 15  | 4   | TB  | 8   | 2 | 5  | 7   | 0   |   |
| BUF | 16 | 7 | 8 | 15  | 0   | EDM | 8  | 2 | 3 | 5   | 2   | NYR | 20 | 11 | 9  | 20  | 14  | TOR | 9   | 3 | 3  | 6   | 0   |   |
| CGY | 6  | 1 | 4 | 5   | 2   | FLA | 8  | 3 | 4 | 7   | 0   | OTT | 10 | 3  | 7  | 10  | 2   | UTA | -   | - | -  | -   | -   |   |
| CAR | 10 | 5 | 3 | 8   | 0   | LA  | 7  | 0 | 6 | 6   | 2   | PHI | 20 | 4  | 11 | 15  | 2   | VAN | 7   | 7 | 6  | 13  | 0   |   |
| CHI | 7  | 4 | 6 | 10  | 0   | MIN | 5  | 0 | 3 | 3   | 0   | PIT | 20 | 8  | 10 | 18  | 2   | VGK | 5   | 1 | 3  | 4   | 0   |   |
| COL | 4  | 1 | 2 | 3   | 0   | MTL | 9  | 4 | 9 | 13  | 2   | SJ  | 7  | 3  | 2  | 5   | 2   | WSH | 20  | 5 | 11 | 16  | 0   |   |
| CBJ | 11 | 7 | 7 | 14  | 0   | NSH | 7  | 3 | 5 | 8   | 0   | SEA | 4  | 1  | 3  | 4   | 0   | WPG | 7   | 4 | 1  | 5   | 0   |   |

## CAREER STATS

| YEAR          | TEAM   | LEAGUE     | REGULAR SEASON |     |     |     |     |     |    |    |    |    |     |    |   | PLAYOFFS |     |     |   |   |   |   |   |   |
|---------------|--------|------------|----------------|-----|-----|-----|-----|-----|----|----|----|----|-----|----|---|----------|-----|-----|---|---|---|---|---|---|
|               |        |            | GP             | G   | A   | PTS | +/- | PIM | PP | SH | GW | GT | S   | GP | G | A        | PTS | PIM |   |   |   |   |   |   |
| 2017-18       | US U17 | Exhibition | 15             | 10  | 23  | 33  | -   | 4   | -  | -  | -  | -  | -   | -  | - | -        | -   | -   | - | - | - | - | - | - |
|               | US U18 | Exhibition | 18             | 9   | 20  | 29  | -   | 2   | -  | -  | -  | -  | -   | -  | - | -        | -   | -   | - | - | - | - | - | - |
|               | US U17 | USHL       | 9              | 3   | 12  | 15  | -   | 6   | -  | -  | -  | -  | -   | -  | - | -        | -   | -   | - | - | - | - | - | - |
|               | US U18 | USHL       | 18             | 18  | 21  | 39  | -   | 4   | -  | -  | -  | -  | -   | -  | - | -        | -   | -   | - | - | - | - | - | - |
| 2018-19       | US U18 | Exhibition | 26             | 13  | 39  | 52  | -   | 19  | -  | -  | -  | -  | -   | -  | - | -        | -   | -   | - | - | - | - | - | - |
|               | US U18 | USHL       | 24             | 12  | 36  | 48  | -   | 4   | -  | -  | -  | -  | -   | -  | - | -        | -   | -   | - | - | - | - | - | - |
| 2019-20       | DEVILS | NHL        | 61             | 7   | 14  | 21  | 26  | -10 | 4  | 0  | 2  | -  | 123 | -  | - | -        | -   | -   | - | - | - | - | - | - |
| 2020-21       | DEVILS | NHL        | 56             | 11  | 20  | 31  | -3  | 16  | 1  | 0  | 1  | -  | 142 | -  | - | -        | -   | -   | - | - | - | - | - | - |
| 2021-22       | DEVILS | NHL        | 49             | 26  | 30  | 56  | -16 | 0   | 6  | 0  | 2  | 1  | 65  | -  | - | -        | -   | -   | - | - | - | - | - | - |
| 2022-23       | DEVILS | NHL        | 78             | 43  | 56  | 99  | 10  | 6   | 9  | 0  | 6  | -  | 336 | 12 | 6 | 5        | 11  | 2   | - | - | - | - | - | - |
| 2023-24       | DEVILS | NHL        | 62             | 27  | 47  | 74  | -12 | 12  | 9  | 0  | 4  | -  | 274 | -  | - | -        | -   | -   | - | - | - | - | - | - |
| DEVILS TOTALS |        |            | 306            | 114 | 167 | 281 | -47 | 44  | 29 | 0  | 15 | -  | 274 | 12 | 6 | 5        | 11  | 2   | - | - | - | - | - | - |
| NHL TOTALS    |        |            | 306            | 114 | 167 | 281 | -47 | 44  | 29 | 0  | 15 | -  | 274 | 12 | 6 | 5        | 11  | 2   | - | - | - | - | - | - |

## NOMINATIONS/AWARDS

2017-18 U18 WJC All-Star Team, U18 WJC Most Valuable Player, U18 WJC Silver Medal, USA Hockey Junior Player of the Year [2018-19 U18 WJC All-Star Team, U18 WJC Bronze Medal, U20 WJC Silver Medal | 2022-23 Lady Byng Memorial Trophy nominee | NHL's 2nd Star of the Week, week ending on Jan. 2, 2023 | NHL's 1st Star of the Month (January 2023) | NHL's 1st Star of the Month (October 2023) | NHL's 3rd Star of the Week, week ending on Dec. 3, 2023 | 2024 King Clancy Memorial Trophy Nominee

## THROUGH THE YEARS

**2022-23:** Nov. 1 @ VAN: Ext. PTS streak to 4 GP (3g-4a) after a 1g-1a=2 PTS night, -Tied career-high 8 SOG in a GP, last: Feb. 25, 2021, @ BUF...Nov. 15 @ MTL: Earned 3 GP PTS streak (3g-3a) dating to 11/10, after tallying 2g-1a...Nov. 17 @ TOR: 4 GP PTS streak (3g-4a), earned 1A...Nov. 21 vs EDM: Earned 2 assists: recorded the 34th multi-point GP of career & passed S. Gomez (33) for sole possession of the 4th most by a Devils/Rockies/Scouts player age 21 or younger. Hughes trails only K. Muller (63), B. Shanahan (41) & W. Paimont (39).

Nov. 26 vs WSH: Earned 1st career hat-trick, Youngest player in franchise history who earned a hat-trick...Dec. 3 @ PHI: Logged 3rd career GWG, marked a career-high...Dec. 6 vs CHI: Tied career-high 6-game PTS streak (0g-2a)...Dec. 9 vs NYI: Earned career-high 7 GP PTS streak (7g-5a), Logged career-high 26:13 TOI in a game...Dec. 12 @ NYR: Ext. career-high PTS streak to 8 GP (8g-5a)...Dec. 23 vs BOS: Played in 200 career NHL GP, plus W/ NJD, Became the 12th player in fran. history who scored a goal in their 200 career NHL GP

Jan. 5 vs STL: Ext. goal streak to 4 GP (6g-1a), tied career-high, Named NJ '23 All-Star...Jan. 7 vs NYR: Ext. goal streak to 5 GP, marked career-high, 1st career multi-goal efforts in consecutive GP...Jan. 27 @ DAL: 22 multi-PTS GP (2g-0a), 7th multi-goal GP, 4th career OTG...Feb. 6 vs VAN: (2g-1a), 23rd multi-PTS GP, Ext. multi-PTS STK to 5 GP; tied fran. record - S. Gomez (05-06) & K. Muller (87-88), Career-high 9 GP point streak (9g-9a=18 PTS), 8th multi-GP

Feb. 8: Announced out week-to-week due to upper-body inj...Feb. 18 @ PIT: Returned after missing 4 GP (0g-2a)...Feb. 21 vs MTL: Earned 100 career assist (0g-2a), 3rd youngest player in fran. history who earned 100a, 11 multi-assist GP in 22-23...Mar. 12 @ CAR: Tied T. Hall (17-18) for fran. record 27th multi-point GP in a single season, Logged 1g-2a...Mar. 16 vs TBL: Earned 80th PTS for season (1a), 2nd youngest player in fran. history who earned 80 PTS in single season

Mar. 21 vs MIN: Tied career-high 10 Hall...Mar. 24 @ BUF: Set fran. record 28th multi-PTS GP in single season, Passed T. Hall's 27 multi-PTS GP via 27-18...Mar. 25 vs OTT: 40th goal for 22-23, 9th player in fran. history who earned 40g in a season...Apr. 2 @ VGK: 5th player in fran. history who earned 90 PTS in a season, Youngest player in fran. history who earned 90 PTS in a season at 21yrs, 323 days...Apr. 6 vs CBJ: 2nd youngest player in fran. history who earned 200 career PTS at 21yrs, 327 days (K. Muller 21yrs, 255 days), Fastest player to 200 career PTS (241 GP) & passed K. Muller (242 GP)

**2022-23 Stanley Cup Playoffs:** Apr. 18 vs NYR: 2nd player in fran. history who earned a penalty shot in a SCP GP...1st player who scored on a penalty shot in a SCP GP in fran. history...9th player in fran. history who scored a goal in his first career SCP GP -22:17 TOI...ranked second in fran. history for most TOI in first career SCP GP w/ NJ

**2021-22:** Completed third pro season...Named NHL All-Star for the first time...Wore assistant captain's letter "A" for the first time in his career...set career-highs with 26 goals, 30 assists and 56 points in a single season...career-high 6 PPG & 19:34 ATOL...Set career-high 8-game point streak via Jan. 31 to Mar. 1 (6g-8a-14 PTS)...Earned 2nd career OT-GWG on Oct. 15 vs CHI...Left game in 1st period vs SEA on Oct. 19 (upper-body inj)...Placed on IR on Oct. 21 with dislocated shoulder, but no surgery, activated off IR on Nov. 30, missed 17 GP, & signed an 8-year contract extension, \$64 million...Named NHL's 2nd Star of the Week on Jan. 2...Set career-high 25:43 TOI vs CBJ on Jan. 8...Jan. 25 vs DAL, earned PPP in 4 consecutive games for the 1st time in career...Placed in COVID protocol on Feb. 6, removed Feb. 12...Earned 100th & 101st career PTS on Mar. 22 vs NYR - 4th youngest in franchise history before the age of 21-yrs-old...Left game in 2nd period on Apr. 3 vs NYI due to lower-body inj. & was shut down for remainder of the season.

**2020-21:** Dressed in his second professional NHL season, scoring 11 goals and collecting 20 assists for 31 points in 56 games...His 31 points ranked second on New Jersey and his 20 assists ranked third...Netted two goals and four assists for six points in the opening three games...Recorded two three-game points streaks (1/14 to 1/19 & 2/18 to 2/21)...His six power-play assists ranked first (tied) on New Jersey...Was one of two Devils (Damon Severson) that dressed in all 56 games...Led New Jersey in shots on goal (142)...Led New Jersey with 56 takeaways, which also ranked second (tied) in the NHL...Led all New Jersey forwards in TOI (19:04)...Was one of 10 teenage skaters in franchise history to earn 30 career points before turning 20-years-old.

**2019-20:** Completed first professional NHL season...Became second youngest player to make their debut in a season opening game in Devils franchise history at 18 years and 143 days old; Craig Wolanin holds the record at 18 years and 75 days old (10/10/85; debut)...Had goals in consecutive games marking the fifth time in Devils/Rockies/Scouts rookie history...First game-winning overtime goal Dec. 29 @ Ottawa, marking the youngest Devil to score in overtime (18 years old).

**International:** USA | 2017-18 U 18 WJC, 7 GP, 5g-7a-12PTS, won Silver Medal | 2018-19 U18 WJC, 7 GP, 9g-11a-20PTS, won Bronze Medal | 2018-19 U20 WJC, 4 GP, 0g-4a-4PTS, won Silver Medal



# LUKE HUGHES

43 | DEFENSEMAN



**NO. 43 | HT: 6'2" | WT: 198 LBS | SHOOTS: LEFT | BORN: 9/9/03, MANCHESTER, NH**  
**DRAFT: NEW JERSEY'S FIRST CHOICE (FIRST ROUND), FOURTH OVERALL, IN 2021 NHL DRAFT**

## 2023-24

Hughes completed his official rookie season and played in all 82 games. The youngster's 47 points (9g-38a) set a Devils team record for the most points that a rookie defenseman earned in a single season since 1982-83 (W. Butcher, 47, 2017-18). His 25 power-play points also set the team record for the most that a rookie earned in a single season since 1982-83. Hughes logged 32:49 TOI on Apr. 3, 2024, at NY Rangers, which also marked the most TOI in a game played for any rookie skater in franchise history since TOI was tracked. Hughes' 47 points also finished (tied, B. Faber second for all rookie skaters behind C. Bedard, while his 25 power-play points led all rookie skaters.

**Notes: Nov. 30 @ PHI:** Earned 2nd career OTG...Became the 1st rookie in fran. history to score multiple overtime goals after netting his first on April 13...Became the 7th rookie D-Man in NHL history with multiple overtime goals. He joined S. Gostisbehere (4), M. Seider (2), C. Fowler (2), P.K. Subban (2), J. McBain (2) & B. Seabrook (2)... **Dec. 30 @ BOS:** Ext. goal-scoring streak to 3 GP, which marked the longest stretch for a rookie D-man in team history... Marked 2nd time in fran. history a rookie D-man earned a 3-goal game streak (B. Beck, CLR, '77-78, 3 GP & 6 GP)

**Jan. 3 @ WSH:** Ext. PTS streak to 4 GP (3g-3a) ...1 of 16 instances in fran. history a rookie D-man earned a 4-game, or more, PTS streak...Streak tied career-high...**Jan. 15 @ BOS:** Logged career-high 28:10 TOI...Marked highest TOI in a GP for NJD skater in '23-24...**Jan. 17 vs MTL:** Earned 4th PPG and 8th goal for '23-24...8g tied V. Fetisov for the 3rd most goals earned by a rookie D-man in NJD history for single season

**Mar. 5 vs FLA:** 32nd PTS tied B. Driver (1984-85) & B. Rafalski (1999-00) for the 5th-most PTS that a rookie blueliner earned in a single season for NJD team history (since 1982-83)... **Mar. 14 @ DAL:** 33 PTS passed B. Driver (1984-85) & B. Rafalski (1999-00) for 5th most PTS that a rookie D-man earned in a single season for NJD team history... **Mar. 16 vs PIT:** Earned 7th multi-PTS GP for '23-24 (0g-2a)

**Mar. 21 vs WPG:** Earned 3 PP assists - 3rd D-Man in fran. history who earned 3 PP assists in a GP... Tied a career-high 3 PTS in GP... **Mar. 24 @ NYI:** Tied a career-high 6 SOG (3/21/24 vs WPG).. **Mar. 26 @ TOR:** 40 PTS tied S. Niedermayer for 3rd most earned by a NJD rookie D-man in a single season. 9 goals tied B. Driver for the 2nd most goals earned by a NJD rookie D-man in a single season

**Apr. 6 @ OTT:** Ext. PTS streak to 6 GP, which set an NJD team record for rookie D-men...Earned 44th PTS, which tied W. Butcher (2017-18) for the most PTS in a single season by a rookie D-man in NJD team history...

**Apr. 7 vs NSH:** Ext. PTS streak to 6 GP (1g-6a), which is the longest streak that an NHL rookie earned in '23-24... Set NJD team record for most PTS that a rookie blueliner earned in a single season (45 PTS)... **Apr. 11 @ TOR:** 25 PPP earned are the most that a NJD rookie D-man recorded in a single season for team history since 1982-83 (W. Butcher, 23, 2017-18)

## CAREER HIGHLIGHTS

**First NHL:** | **GP:** 4/11/23 vs BUF, 11:15 TOI | **Point:** 4/13/23 @ WSH, 1A | **Goal:** 4/13/23 @ WSH | **PPG:** 10/20/23, @ NYI

**Most In A Game: Goals:** 1, 10x, last: 3/26/24, @ TOR | **Assists:** 3A, 3/21/24, vs WPG | **Points:** 3 PTS, twice, last: 3/21/24, vs WPG (0g-3a) | **Shots:** 6 SOG, twice, last: 3/24/24, @ NYI | **Hits:** 2 hits, 3 times, last: 1/25/24, @ CAR | **TOI:** 32:49, 4/3/24 @ NYR | **BLK:** 4, 12/21/23, vs EDM

**Season Career-Highs:** | **GP:** 82, 2023-24 | **Goals:** 9G, 2023-24 | **Assists:** 38A, 2023-24 | **Points:** 47 PTS, 2023-24 | **Shots:** 135 SOG, 2022-23 | **Hits:** 24 hits, 2023-24 | **ATOI:** 21:28, 2023-24 | **BLK:** 55 BLK, 2023-24

**Longest Streak:** | **Goals:** 3 GP (3g-2a), 12/27/23-12/30/23 | **Assists:** 5 GP (0g-5a), 3/29/24-4/7/24 | **Points:** 7 GP (1g-6a), 3/24/24-4/7/24

**Milestones:** 1st career NHL game on 4/11/23 vs BUF | Earned first point & goal on 4/13/23 @ WSH





## VS. NHL

|     | GP | G | A | PTS | PIM |     | GP | G | A | PTS | PIM |     | GP | G | A | PTS | PIM |   | GP  | G | A | PTS | PIM |   |
|-----|----|---|---|-----|-----|-----|----|---|---|-----|-----|-----|----|---|---|-----|-----|---|-----|---|---|-----|-----|---|
| ANA | 2  | 0 | 2 | 2   | 0   | DAL | 2  | 0 | 1 | 1   | 0   | NJD | 0  | 0 | 0 | 0   | 0   | 0 | STL | 2 | 0 | 0   | 0   | 2 |
| BOS | 3  | 1 | 0 | 1   | 0   | DET | 3  | 0 | 0 | 0   | 0   | NYI | 4  | 1 | 2 | 3   | 0   | 0 | TB  | 3 | 0 | 1   | 1   | 2 |
| BUF | 4  | 1 | 4 | 5   | 0   | EDM | 2  | 0 | 0 | 0   | 0   | NYR | 4  | 0 | 1 | 1   | 2   | 0 | TOR | 3 | 1 | 2   | 3   | 0 |
| CGY | 2  | 0 | 1 | 1   | 0   | FLA | 3  | 0 | 1 | 1   | 2   | OTT | 3  | 1 | 3 | 4   | 2   | 0 | UTA | - | - | -   | -   | - |
| CAR | 3  | 0 | 1 | 1   | 2   | LA  | 2  | 0 | 0 | 0   | 2   | PHI | 4  | 1 | 0 | 1   | 4   | 0 | VAN | 2 | 1 | 1   | 2   | 0 |
| CHI | 2  | 0 | 0 | 0   | 0   | MIN | 2  | 0 | 3 | 3   | 0   | PIT | 3  | 0 | 5 | 5   | 2   | 0 | VGK | 2 | 0 | 1   | 1   | 0 |
| COL | 2  | 0 | 0 | 0   | 2   | MTL | 3  | 1 | 1 | 2   | 0   | SJ  | 2  | 0 | 0 | 0   | 0   | 0 | WSH | 5 | 1 | 3   | 4   | 0 |
| CBJ | 4  | 1 | 0 | 1   | 2   | NSH | 2  | 0 | 2 | 2   | 2   | SEA | 2  | 0 | 0 | 0   | 0   | 0 | WPG | 2 | 0 | 4   | 4   | 0 |

## CAREER STATS

| YEAR    | TEAM                 | LEAGUE | REGULAR SEASON |           |           |           |            |           |          |          |          |          |            |          |          | PLAYOFFS |          |          |   |   |   |   |   |   |
|---------|----------------------|--------|----------------|-----------|-----------|-----------|------------|-----------|----------|----------|----------|----------|------------|----------|----------|----------|----------|----------|---|---|---|---|---|---|
|         |                      |        | GP             | G         | A         | PTS       | +/-        | PIM       | PP       | SH       | GW       | GT       | S          | GP       | G        | A        | PTS      | PIM      |   |   |   |   |   |   |
| 2019-20 | U.S. Nat. U17 Team   | USDP   | 48             | 7         | 21        | 28        | -          | 10        | -        | -        | -        | -        | -          | -        | -        | -        | -        | -        | - | - | - | - | - | - |
|         | USNTDP Juniors       | USHL   | 28             | 4         | 9         | 13        | -14        | 6         | -        | -        | -        | -        | -          | -        | -        | -        | -        | -        | - | - | - | - | - | - |
|         | USA U17              | WHC-17 | 6              | 1         | 3         | 4         | -          | 0         | -        | -        | -        | -        | -          | -        | -        | -        | -        | -        | - | - | - | - | - | - |
| 2020-21 | U.S. Nat. U18 Team   | USDP   | 38             | 6         | 28        | 34        | 11         | 14        | -        | -        | -        | -        | -          | -        | -        | -        | -        | -        | - | - | - | - | - | - |
|         | USNTDP Juniors       | USHL   | 18             | 4         | 11        | 15        | 5          | 8         | -        | -        | -        | -        | -          | -        | -        | -        | -        | -        | - | - | - | - | - | - |
| 2021-22 | Univ. of Michigan    | NCAA   | 41             | 17        | 22        | 39        | 26         | 10        | 3        | 0        | 1        | -        | -          | -        | -        | -        | -        | -        | - | - | - | - | - | - |
|         | USA U20              | WJC    | 5              | 1         | 5         | 6         | 7          | 0         | -        | -        | -        | -        | -          | -        | -        | -        | -        | -        | - | - | - | - | - | - |
|         | USA                  | WC     | 10             | 1         | 3         | 4         | 0          | 0         | -        | -        | -        | -        | -          | -        | -        | -        | -        | -        | - | - | - | - | - | - |
| 2022-23 | Univ. of Michigan    | NCAA   | 39             | 10        | 38        | 48        | 24         | 26        | -        | -        | -        | -        | -          | -        | -        | -        | -        | -        | - | - | - | - | - | - |
|         | USA                  | WJC    | 7              | 4         | 1         | 5         | 3          | 2         | -        | -        | -        | -        | -          | -        | -        | -        | -        | -        | - | - | - | - | - | - |
|         | DEVILS               | NHL    | 2              | 1         | 1         | 2         | 0          | 0         | 0        | 0        | 1        | -        | -          | 3        | 0        | 2        | 2        | 0        | - | - | - | - | - | - |
| 2023-24 | DEVILS               | NHL    | 82             | 9         | 38        | 47        | -25        | 28        | 4        | 0        | 1        | -        | 135        | -        | -        | -        | -        | -        | - | - | - | - | - | - |
|         | <b>DEVILS TOTALS</b> |        | <b>84</b>      | <b>10</b> | <b>39</b> | <b>49</b> | <b>-25</b> | <b>28</b> | <b>4</b> | <b>0</b> | <b>2</b> | <b>-</b> | <b>137</b> | <b>3</b> | <b>0</b> | <b>2</b> | <b>2</b> | <b>0</b> |   |   |   |   |   |   |
|         | <b>NHL TOTALS</b>    |        | <b>84</b>      | <b>10</b> | <b>39</b> | <b>49</b> | <b>-25</b> | <b>28</b> | <b>4</b> | <b>0</b> | <b>2</b> | <b>-</b> | <b>137</b> | <b>3</b> | <b>0</b> | <b>2</b> | <b>2</b> | <b>0</b> |   |   |   |   |   |   |

## NOMINATIONS/AWARDS

2021-22 BIG 10 All-Rookie Team, BIG 10 Champion, BIG 10 Co-Rookie of the Year | 2022-23 WJC Bronze Medal


## THROUGH THE YEARS

**2022-23:** Apr. 11 vs BUF: Logged NHL debut (11:15 TOI)...Earned first career PTS and goal on Apr. 13, at Washington (OTG). Became 3rd player in franchise history whose 1st career NHL goal was earned in OT (Y. Sharangovich in 2021 & J. Merrill in 2014).

2022-23 Stanley Cup Playoffs: May 7 v CAR: SCP debut -23rd player in fran. history who earned a PTS in 1st career SCP game...-5th player in fran. history who earned 2 PTS (0g-2a) in 1st career SCP game...May 9 v CAR: Played in 2nd career SCP GP...May 11 @ CAR: Ranked 2nd on NJ in TOI (25:02).

**Univ. of Michigan: 2021-22 to 2022-23:** Earned the Michigan record for the most goals and points that a freshman defenseman scored in a single season...Earned Big 10 All-Freshman Team honors and was the Big 10 Co-Freshman of the Year...Named an assistant captain for his sophomore season in 2022-23...First team AHCA/CCM All-America honors from the American Hockey Coaches Association, after being named to the second team last season...Ranked second overall in scoring on Michigan this season (10g-38a) behind A. Fantilli (30g-35a)...His 42 regular-season PTS ranked second for all NCAA defensemen

**International:** U.S.A. 2021-22 WJC, 5 GP, 1g-5a=6 PTS, WC, 10 GP, 1g-3a=4 PTS | 2022-23 WJC, captain, 7 GP, 4g-1a=5 PTS, Bronze Medal | 2023-24 WC, ----



# JOHNATHAN KOVACEVIC

8 | DEFENSEMAN



**NO. 8 | HT: 6'5" | WT: 223 LBS | SHOOTS: RIGHT | BORN: HAMILTON, ONTARIO**  
**DRAFT: WINNIPEG'S THIRD SELECTION (THIRD ROUND), 74TH OVERALL IN 2017 NHL DRAFT**

## 2023-24

Kovacevic completed his second season with Montreal and recorded a career-high six goals, +11 rating and 42 penalty minutes. He played in his 100th career NHL game on November 22nd, 2023, at Anaheim. New Jersey acquired the blueliner in a trade with Montreal in exchange for a fourth-round pick in the 2026 NHL Draft.

## CAREER HIGHLIGHTS

**First NHL:** | **GP:** 1/27/22 vs VAN, 10:21 TOI | **Point:** 11/9/22 vs VAN, 1A | **Goal:** 12/6/22 @ SEA, 1G | **PPG:** TBD

**Most In A Game:** | **Goals:** 1G, 9x, last: 1/23/24 vs OTT | **Assists:** 2A, twice, last: 4/9/24 vs PHI | **Points:** 2 PTS, twice, last: 4/9/24 vs PHI | **Shots:** 6 SOG, 4/6/23 vs WSH | **Hits:** 6 hits, 10/12/22 vs TOR | **TOI:** 25:36, 4/13/23 vs BOS | **BLK:** 4, 4x, last: 10/17/23 vs MIN

**Season Career-Highs:** | **GP:** 77 GP, 2022-23 | **Goals:** 6G, 2023-24 | **Assists:** 12A, 2022-23 | **Points:** 15 PTS, 2022-23 | **Shots:** 92 SOG, 2022-23 | **Hits:** 93, 2022-23 | **ATOI:** 17:25, 2022-23 | **BLK:** 86 BLK, 2022-23

**Longest Streak:** | **Goals:** 2 GP, 11/16/23 to 11/18/23 (2g-0a) | **Assists:** 2 GP, 3x, last: 4/9/24 to 4/11/24 (0g-3a) | **Points:** 3 GP, 2/21/23 to 2/25/23 (1g-2a)

**Milestones:** Played in 100th career NHL game on 11/2/23 at ANA



## VS. NHL

|     | GP | G | A | PTS | PIM |     | GP | G | A | PTS | PIM |     | GP | G | A | PTS | PIM |     |   |   |   |   |   |
|-----|----|---|---|-----|-----|-----|----|---|---|-----|-----|-----|----|---|---|-----|-----|-----|---|---|---|---|---|
| ANA | 4  | 0 | 1 | 1   | 9   | DAL | 4  | 0 | 1 | 1   | 0   | NJD | 5  | 1 | 1 | 2   | 2   | STL | 5 | 0 | 1 | 1 | 9 |
| BOS | 6  | 1 | 0 | 1   | 10  | DET | 6  | 0 | 1 | 1   | 0   | NYI | 6  | 0 | 1 | 1   | 4   | TB  | 7 | 1 | 0 | 1 | 2 |
| BUF | 5  | 0 | 1 | 1   | 2   | EDM | 4  | 0 | 2 | 2   | 0   | NYR | 5  | 0 | 0 | 0   | 2   | TOR | 6 | 1 | 0 | 1 | 0 |
| CGY | 2  | 0 | 0 | 0   | 2   | FLA | 6  | 1 | 0 | 1   | 12  | OTT | 6  | 1 | 1 | 2   | 2   | UTA | - | - | - | - | - |
| CAR | 4  | 0 | 0 | 0   | 2   | LA  | 4  | 0 | 0 | 0   | 2   | PHI | 5  | 0 | 3 | 3   | 0   | VAN | 5 | 0 | 1 | 1 | 2 |
| CHI | 4  | 0 | 0 | 0   | 0   | MIN | 5  | 0 | 0 | 0   | 0   | PIT | 5  | 0 | 1 | 1   | 4   | VGK | 3 | 1 | 0 | 1 | 5 |
| COL | 3  | 0 | 1 | 1   | 0   | MTL | 0  | 0 | 0 | 0   | 0   | SJ  | 3  | 1 | 0 | 1   | 2   | WSH | 6 | 0 | 0 | 0 | 4 |
| CBJ | 6  | 0 | 3 | 3   | 4   | NSH | 2  | 0 | 0 | 0   | 0   | SEA | 3  | 1 | 0 | 1   | 0   | WPG | 4 | 0 | 0 | 0 | 2 |

## CAREER STATS

| YEAR              | TEAM      | LEAGUE | REGULAR SEASON |          |           |           |           |           |          |          |          |          |            | PLAYOFFS |          |          |          |          |
|-------------------|-----------|--------|----------------|----------|-----------|-----------|-----------|-----------|----------|----------|----------|----------|------------|----------|----------|----------|----------|----------|
|                   |           |        | GP             | G        | A         | PTS       | +/-       | PIM       | PP       | SH       | GW       | GT       | S          | GP       | G        | A        | PTS      | PIM      |
| 2016-17           | Merrimack | NCAA   | 36             | 3        | 16        | 19        | 7         | 30        | 2        | 0        | 0        | -        | 49         | -        | -        | -        | -        | -        |
| 2017-18           | Merrimack | NCAA   | 34             | 2        | 15        | 17        | -2        | 14        | 0        | 0        | 0        | -        | 50         | -        | -        | -        | -        | -        |
| 2018-19           | Merrimack | NCAA   | 31             | 4        | 14        | 18        | -10       | 14        | 3        | 0        | 0        | -        | 67         | -        | -        | -        | -        | -        |
|                   | Manitoba  | AHL    | 1              | 1        | 1         | 2         | 2         | 2         | 0        | 0        | 0        | -        | 1          | -        | -        | -        | -        | -        |
| 2019-20           | Manitoba  | AHL    | 45             | 4        | 8         | 12        | 10        | 33        | 1        | 0        | 1        | -        | 56         | -        | -        | -        | -        | -        |
| 2020-21           | Manitoba  | AHL    | 29             | 2        | 12        | 14        | 10        | 23        | 0        | 0        | 0        | -        | 50         | -        | -        | -        | -        | -        |
| 2021-22           | Winnipeg  | NHL    | 4              | 0        | 0         | 0         | 1         | 2         | 0        | 0        | 0        | -        | 7          | -        | -        | -        | -        | -        |
|                   | Manitoba  | AHL    | 62             | 11       | 19        | 30        | 23        | 45        | 0        | 0        | 1        | -        | 135        | 5        | 0        | 0        | 0        | 2        |
| 2022-23           | Montreal  | NHL    | 77             | 2        | 12        | 15        | 3         | 42        | 0        | 0        | 0        | -        | 92         | -        | -        | -        | -        | -        |
| 2023-24           | Montreal  | NHL    | 62             | 6        | 7         | 13        | 11        | 42        | 0        | 0        | 0        | -        | 46         | -        | -        | -        | -        | -        |
| <b>NHL TOTALS</b> |           |        | <b>143</b>     | <b>9</b> | <b>19</b> | <b>28</b> | <b>15</b> | <b>83</b> | <b>0</b> | <b>0</b> | <b>0</b> | <b>-</b> | <b>145</b> | <b>-</b> | <b>-</b> | <b>-</b> | <b>-</b> | <b>-</b> |

## THROUGH THE YEARS

**2022-23:** Montreal claimed Kovacevic off waivers on Oct. 8, 2022, from Winnipeg. He played in a career-high 77 games and recorded a career-high 15 points (3g-12a). Kovacevic also logged a career-high 86 blocks, which ranked fourth on Montreal, while his 93 hits ranked fifth on Montreal.

**2021-22:** Kovacevic inked his NHL debut with Winnipeg and played in four NHL contests. He played in 62 AHL contests with Manitoba and his 30 points (11g-19a) ranked seven the on Manitoba, which also ranked second for all Manitoba defensemen. Kovacevic's +23 rating ranked first on the team.

**2020-21:** Played in 29 games in the AHL with Manitoba and his 14 points (2g-12a) led all Manitoba defensemen.

**2019-20:** Played in his first full AHL season and tallied 12 points (4g-8a) in 45 contests. His +10 rating ranked first on the team.

**International:** TBD



# CURTIS LAZAR

42 | RIGHT WING



**NO. 42 | HT: 6'0" | WT: 203 LBS | SHOOTS: RIGHT | BORN: 2/2/95, SALMON ARM, BC, CAN**  
**DRAFT: OTTAWA'S 1ST SELECTION, 17TH OVERALL, 1ST ROUND OF THE 2013 NHL DRAFT**

## 2023-24

Lazar completed his first full season with New Jersey, and recorded a career-high 25 points and 18 assists. Lazar also recorded his second career shorthanded goal on Nov. 16, 2023, at Pittsburgh, and also earned his 100th career NHL point on that date. Lazar earned a career-high three assists, and (tied) points, on Mar. 26, 2024. Lazar tied a career-high two-game goal-scoring streak from Nov. 3, 2023 to Nov. 5 (2g-0a). He also tied a career-high three-game point streak from Jan. 3, 2024, to Jan. 6 (0g-3a). Lazar suffered an upper-body inj. on Apr. 6, at OTT and did not return to play for the remainder of the season. Lazar was nominated for the 2023-24 Bill Masterton Memorial Trophy, which is presented annually "to the player who best exemplifies the qualities of perseverance, sportsmanship and dedication to hockey.

**Notes: Oct. 29 vs MIN:** Logged season-high 15:55 TOI...Marked his most TOI since joining NJD... **Nov. 3 @ STL:** Recorded first goal since joining NJD last season... **Nov. 5 @ MIN:** Ext. goal-scoring streak to 2 GP, (2g-0a) which tied a career-high: once/last time earned: (Mar. 26, 2015, to Mar. 28 (2g-0a), as a member of Ottawa)... **Nov. 16 @ PIT:** Earned 100th career PTS... Marked 1st career multi-PTS GP w/ NJ (1g-1a)... **Nov. 24 vs CBJ:** DNR to play after the 1st per... **Nov. 28 vs NYI:** Recorded 2nd multi-PTS GP for '23-24... Earned 2nd GWG for '23'24, which marked a career-high.

**Jan. 6 vs VAN:** Tied career-high 3 GP PTS streak (0g-3a)... **Jan. 13 @ FLA:** Earned fourth PTS in last 5 GP (0g-4a)... **Jan. 22 vs VGK:** Earned 4th career multi-PTS GP (2g-0a) & first with NJD... **Feb. 12 vs SEA:** Tied season/career-high 10 face-off wins... **Feb. 13 @ NSH:** Played in 500 career NHL GP... **Feb. 17 vs PHI:** Logged 4th multi-PTS GP for '23-24 (0g-2a) - career-high for single season

**Mar. 1 @ ANA:** Logged 1st fighting major for '23-24 (R. Gudas)...1st career misconduct (instigator) ..**Mar. 14 @ DAL:** Earned 20th PTS for '23-24 (1a)...Tied career-high (2015-16 w/ OTT)... **Mar. 16 @ ARI:** Career-high 15a & 21 PTS in a season... **Mar. 26 @ TOR:** 1st career 3 assists GP..2nd career 3 PTS GP... **Apr. 3 @ NYR:** Logged 2nd fighting major for '23-24 (J. Vesey).. **Apr. 6 @ OTT:** Left GP in 2nd per. & DNR (upper-body)

## CAREER HIGHLIGHTS

**First NHL:** | GP: 10/9/14 @ NSH, 15:04 | **Point:** 10/16/14 vs COL, 1A | **Goal:** 12/15/14 @ BUF, 1G | **First PPG:** 11/10/15 @ NSH

**Most In A Game:** | **Goals:** 2G, 4x, last: 1/22/24 vs VGK | **Assists:** 3A, 3/26/24, @ TOR | **Points:** 3 PTS, twice, last: 3/26/24, @ TOR | **Shots:** 5 SOG, 4x, last: 11/5/23, @ CHI | **Hits:** 8 hits, 1/27/24, @ TBL | **TOI:** 20:03, 11/5/25 vs WPG | **BLK:** 5 blocks, twice, last: 3/21/24, vs WPG

**Season Career-Highs:** | **GP:** 76, 2015-16 | **Goals:** 8G, 2021-22 | **Assists:** 18A, 2023-24 | **Points:** 25 PTS, 2023-24 | **Shots:** 95 SOG, 2021-22 | **Hits:** 186 hits, 2021-22 | **ATOI:** 13:52, 2015-16 | **BLK:** 64 BLK, 2023-24

**Longest Streak:** | **Goals:** 2 GP, twice, last: 11/3/23-11/5/23 (2g-0a) | **Assists:** 3 GP (0g-3a), 1/3/24-1/6/24 | **Points:** 3 GP, 4x, last: 1/3/24-1/6/24 (0g-3a)

**Milestones:** Played in 100th career NHL GP 12/30/15 vs NJD | Played in 400th career NHL GP on 4/23/22 vs NYR | Earned 100th career NHL points on 11/16/23 @ PIT | Played in 500th career NHL GP on 2/13/24 @ NSH



## PERSONAL

Curtis and his wife have two kids, Owen (2) & Cayden (born in June). They also has 2 French Bulldogs (Bubba & Ollie). Curtis enjoys spending time with family, going to the beach, watching football & golfing. Curtis' favorite TV show is "The Office", while his favorite actor is Adam Sandler.

## VS. NHL

|     | GP | G | A | PTS | PIM | GP  | G  | A | PTS | PIM | GP | G   | A  | PTS | PIM | GP | G | A   | PTS | PIM |   |   |   |
|-----|----|---|---|-----|-----|-----|----|---|-----|-----|----|-----|----|-----|-----|----|---|-----|-----|-----|---|---|---|
| ANA | 12 | 1 | 1 | 2   | 24  | DAL | 10 | 0 | 3   | 3   | 6  | NJD | 22 | 4   | 2   | 6  | 6 | STL | 13  | 1   | 1 | 2 | 6 |
| BOS | 15 | 1 | 0 | 1   | 9   | DET | 19 | 0 | 5   | 5   | 6  | NYI | 23 | 3   | 3   | 6  | 6 | TB  | 23  | 1   | 2 | 3 | 2 |
| BUF | 23 | 2 | 1 | 3   | 15  | EDM | 15 | 1 | 2   | 3   | 8  | NYR | 24 | 3   | 1   | 4  | 9 | TOR | 18  | 5   | 3 | 8 | 0 |
| CGY | 10 | 1 | 1 | 2   | 0   | FLA | 22 | 1 | 3   | 4   | 0  | OTT | 12 | 1   | 2   | 3  | 4 | UTA | -   | -   | - | - | - |
| CAR | 18 | 1 | 3 | 4   | 2   | LA  | 14 | 0 | 4   | 4   | 6  | PHI | 22 | 3   | 9   | 12 | 0 | VAN | 12  | 0   | 4 | 4 | 0 |
| CHI | 12 | 1 | 2 | 3   | 2   | MIN | 14 | 0 | 1   | 1   | 4  | PIT | 25 | 2   | 3   | 5  | 6 | VGK | 11  | 3   | 2 | 5 | 0 |
| COL | 12 | 1 | 3 | 4   | 2   | MTL | 17 | 3 | 1   | 4   | 0  | SJ  | 13 | 1   | 2   | 3  | 0 | WSH | 29  | 3   | 3 | 6 | 9 |
| CBJ | 20 | 0 | 2 | 2   | 7   | NSH | 9  | 2 | 1   | 3   | 2  | SEA | 6  | 0   | 1   | 1  | 2 | WPG | 17  | 0   | 2 | 2 | 8 |

## CAREER STATS

| YEAR    | TEAM                 | LEAGUE | REGULAR SEASON |           |           |            |            |            |          |          |          |          |            |           |          | PLAYOFFS |          |          |          |          |          |          |          |
|---------|----------------------|--------|----------------|-----------|-----------|------------|------------|------------|----------|----------|----------|----------|------------|-----------|----------|----------|----------|----------|----------|----------|----------|----------|----------|
|         |                      |        | GP             | G         | A         | PTS        | +/-        | PIM        | PP       | SH       | GW       | GT       | S          | GP        | G        | A        | PTS      | PIM      |          |          |          |          |          |
| 2013-14 | Canada               | WJC    | 7              | 3         | 4         | 7          | 1          | 0          | -        | -        | -        | -        | -          | -         | -        | -        | -        | -        | -        | -        | -        | -        | -        |
| 2014-15 | Canada               | WJC    | 7              | 5         | 4         | 9          | 8          | 0          | -        | -        | -        | -        | -          | -         | -        | -        | -        | -        | -        | -        | -        | -        | -        |
|         | Ottawa               | NHL    | 67             | 6         | 9         | 15         | 1          | 14         | 0        | 0        | 0        | 0        | 92         | 6         | 0        | 0        | 0        | 2        | -        | -        | -        | -        | -        |
| 2015-16 | Ottawa               | NHL    | 76             | 6         | 14        | 20         | -1         | 18         | 1        | 1        | 0        | 0        | 78         | -         | -        | -        | -        | -        | -        | -        | -        | -        | -        |
| 2016-17 | TOT                  | NHL    | 37             | 1         | 3         | 4          | -8         | 4          | 0        | 0        | 0        | 0        | 26         | -         | -        | -        | -        | -        | -        | -        | -        | -        | -        |
|         | Ottawa               | NHL    | 33             | 0         | 1         | 1          | -10        | 4          | 0        | 0        | 0        | 0        | 24         | -         | -        | -        | -        | -        | -        | -        | -        | -        | -        |
|         | Calgary              | NHL    | 4              | 1         | 2         | 3          | 2          | 0          | 0        | 0        | 0        | 0        | 2          | 1         | 0        | 0        | 0        | 0        | 0        | 0        | 0        | 0        | 0        |
| 2017-18 | Calgary              | NHL    | 65             | 2         | 10        | 12         | -8         | 23         | 0        | 0        | 1        | 0        | 65         | -         | -        | -        | -        | -        | -        | -        | -        | -        | -        |
| 2018-19 | Calgary              | NHL    | 1              | 0         | 0         | 0          | -1         | 0          | 0        | 0        | 0        | 0        | 0          | -         | -        | -        | -        | -        | -        | -        | -        | -        | -        |
| 2019-20 | Buffalo              | NHL    | 38             | 5         | 5         | 10         | -3         | 9          | 0        | 0        | 0        | 0        | 33         | -         | -        | -        | -        | -        | -        | -        | -        | -        | -        |
| 2020-21 | TOT                  | NHL    | 50             | 7         | 6         | 13         | -6         | 6          | 0        | 0        | 1        | 0        | 55         | -         | -        | -        | -        | -        | -        | -        | -        | -        | -        |
|         | Buffalo              | NHL    | 33             | 5         | 4         | 9          | -4         | 0          | 0        | 0        | 1        | 0        | 35         | -         | -        | -        | -        | -        | -        | -        | -        | -        | -        |
|         | Boston               | NHL    | 17             | 2         | 2         | 4          | -2         | 6          | 0        | 0        | 0        | 0        | 20         | 10        | 0        | 1        | 1        | 0        | 1        | 1        | 0        | 0        | 0        |
| 2021-22 | Boston               | NHL    | 70             | 8         | 8         | 16         | -2         | 16         | 0        | 0        | 0        | 0        | 95         | 7         | 1        | 0        | 1        | 2        | 2        | 2        | 1        | 1        | 2        |
| 2022-23 | TOT                  | NHL    | 49             | 3         | 2         | 5          | -6         | 21         | 0        | 0        | 0        | 0        | 55         | -         | -        | -        | -        | -        | -        | -        | -        | -        | -        |
|         | Vancouver            | NHL    | 45             | 3         | 2         | 5          | -5         | 14         | 0        | 0        | 0        | 0        | 54         | -         | -        | -        | -        | -        | -        | -        | -        | -        | -        |
|         | DEVILS               | NHL    | 4              | 0         | 0         | 0          | -1         | 7          | 0        | 0        | 0        | 0        | 1          | 6         | 1        | 0        | 1        | 2        | 2        | 2        | 1        | 1        | 2        |
| 2023-24 | DEVILS               | NHL    | 71             | 7         | 18        | 25         | 10         | 44         | 0        | 1        | 2        | 2        | 74         | -         | -        | -        | -        | -        | -        | -        | -        | -        | -        |
|         | <b>DEVILS TOTALS</b> |        | <b>75</b>      | <b>7</b>  | <b>18</b> | <b>25</b>  | <b>9</b>   | <b>51</b>  | <b>0</b> | <b>1</b> | <b>2</b> | <b>2</b> | <b>75</b>  | <b>6</b>  | <b>1</b> | <b>0</b> | <b>1</b> | <b>2</b> | <b>2</b> | <b>2</b> | <b>1</b> | <b>3</b> | <b>6</b> |
|         | <b>NHL TOTALS</b>    |        | <b>524</b>     | <b>45</b> | <b>75</b> | <b>120</b> | <b>-24</b> | <b>155</b> | <b>1</b> | <b>2</b> | <b>4</b> | <b>-</b> | <b>573</b> | <b>30</b> | <b>2</b> | <b>1</b> | <b>3</b> | <b>6</b> | <b>6</b> | <b>6</b> | <b>3</b> | <b>6</b> | <b>6</b> |

## NOMINATIONS/AWARDS

2011-12 WHL Champion w/ Oil Kings | 2013-14 WHL Champion w/ Oil Kings | 2014-15 U20 WJC Gold Medal w/ CAN | 2018-19 AHL All-Star | 2023-24 Bill Masterton Memorial Trophy nominee

## THROUGH THE YEARS

**2022-23:** W/ NJ: Acquired via trade from VAN on Mar. 3, 2023, in exchange for a 2024 4th-round draft pick...Mar. 16 vs TBL: Logged NJD debut (10:07 TOI)...Missed 12 consecutive GP due to inj. dating to Mar. 19.

**W/VAN 2022-23:** Feb. 6 @ NJD: Notched his second goal of the season... Jan. 21 vs EDM: Led the team in hits (5)...Nov. 21 vs VGK: Collected his first assist of the season, Nov. 21 vs VGK

**2022-23 Stanley Cup Playoffs:** Apr. 22 @ NYR: Logged NJD playoff debut (9:48 TOI) ...4/29 @ NYR: Recorded 1st career SCP goal with NJ.

**2021-22:** Played in 70 GP w/ BOS

**2020-21:** Finished the 2020-21 season with Boston, after he was acquired with T. Hall from Buffalo on Apr. 12, 2021

**2019-20:** Played in first season with Buffalo & also played in 18 games in the AHL with Rochester.

**International:** Canada, 2013-14 WJC, 7 GP, 3g-4a=7 PTS | 2014-15 WJC, captain, 7 GP, 5g-4a=9 PTS, Gold Medal

23

KURTIS MACDERMID | LW



# KURTIS MacDERMID

23 | LEFT WING



**NO. 23 | HT: 6'5" | WT: 233 LBS | SHOOTS: LEFT | BORN: 3/25/94, QUEBEC CITY, QUEBEC**  
**DRAFT: UNDRAFTED**

## 2023-24

MacDermid completed his seventh NHL season, after he was acquired in a trade from Colorado in exchange for Zakhar Bardakov and a 7th-round pick in the 2024 NHL Draft, on March 1, 2024. MacDermid recorded four fighting majors with New Jersey, which were tied for the most in the NHL since March 1, 2024. His four fighting majors also led New Jersey.

**Notes: Mar. 1:** Acquired via trade from COL in exchange for a 2024 7th-round draft-pick & Zakhar Bardakov's rights... Will wear No. 23... **Mar. 3 @ LAK:** Logged NJD Debut (3:10 TOI)... **Mar. 11 @ NYR:** 10:00 misconduct... **Mar. 14 @ DAL:** Earned 1st PTS (0g-1a) since acquired... **Mar. 16 @ ARI:** Logged first fighting major w/ NJD for '23-24 (J .Brown)... 2nd fighting major for '23-24 (Nov. 13 vs J. Oleksiak, SEA)... **Mar. 23 @ OTT:** Logged 2nd fighting major w/ NJD (M. Kastelic)... **Apr. 3 @ NYR:** Logged 3rd fighting major w/ NJD (M. Rempe)... Game misconduct... **Apr. 6 @ OTT:** 4th fighting major w/ NJD ..tied for the most since Mar. 1 since joining NJD.. **Apr. 11 @ TOR:** Season high 6 hits.

## CAREER HIGHLIGHTS

**First NHL:** | **GP:** 10/5/17 vs PHI | **Point:** 10/26/17, @ MTL, 1G | **Assist:** 11/30/17, @ WSH, 2A | **First PPG:** TBD

**Most In A Game:** | **Goals:** 1G, 11x, last: 12/5/23 vs ANA | **Assists:** 2A, twice, last: 1/10/23, vs FLA | **Points:** 2A, twice, last: 1/10/23, vs FLA | **Shots:** 4 SOG, 3x, last: 1/16/22, vs BOS | **Hits:** 9 hits, 10/12/22, vs CHI | **TOI:** 17:56, 3/1/20, @ VGK | **BLK:** 3 blks, 15x, last: 2/14/23, vs TBL

**Season Career-Highs:** | **GP:** 58, 2021-22 | **Goals:** 3G, 2019-20 | **Assists:** 5A, twice, last: 2022-23 | **Points:** 8 PTS, 2019-20 | **Shots:** 51 SOG, 2019-20 | **Hits:** 105 hits, 2021-22 | **ATOI:** 13:43, 2019-20 | **BLK:** 43 BLK, 2019-20

**Longest Streak:** | **Goals:** TBD | **Assists:** TBD | **Points:** TBD

**Milestones:** Played in 100th career NHL GP on 2/9/21 vs SJS | Played in 200th career NHL GP on 1/21/23 @ SEA



## VS. NHL

|     | GP | G | A | PTS | PIM |     | GP | G | A | PTS | PIM |     | GP | G | A | PTS | PIM |     |    |   |   |   |    |
|-----|----|---|---|-----|-----|-----|----|---|---|-----|-----|-----|----|---|---|-----|-----|-----|----|---|---|---|----|
| ANA | 19 | 2 | 0 | 2   | 56  | DAL | 5  | 0 | 1 | 1   | 4   | NJD | 2  | 0 | 1 | 1   | 4   | STL | 15 | 0 | 1 | 1 | 10 |
| BOS | 7  | 1 | 0 | 1   | 4   | DET | 5  | 0 | 0 | 0   | 4   | NYI | 6  | 0 | 0 | 0   | 4   | TB  | 5  | 0 | 0 | 0 | 7  |
| BUF | 1  | 0 | 0 | 0   | 0   | EDM | 6  | 0 | 0 | 0   | 4   | NYR | 7  | 0 | 1 | 1   | 47  | TOR | 8  | 0 | 0 | 0 | 2  |
| CGY | 14 | 1 | 1 | 2   | 28  | FLA | 8  | 0 | 3 | 3   | 14  | OTT | 10 | 0 | 0 | 0   | 16  | UTA | -  | - | - | - | -  |
| CAR | 4  | 0 | 0 | 0   | 2   | LA  | 7  | 0 | 1 | 1   | 12  | PHI | 8  | 1 | 1 | 2   | 0   | VAN | 7  | 0 | 1 | 1 | 2  |
| CHI | 11 | 1 | 1 | 2   | 4   | MIN | 13 | 2 | 2 | 4   | 46  | PIT | 6  | 0 | 0 | 0   | 2   | VGK | 16 | 0 | 0 | 0 | 8  |
| COL | 7  | 1 | 0 | 1   | 0   | MTL | 5  | 1 | 0 | 1   | 0   | SJ  | 20 | 0 | 1 | 1   | 27  | WSH | 8  | 0 | 3 | 3 | 6  |
| CBJ | 3  | 0 | 0 | 0   | 7   | NSH | 8  | 0 | 1 | 1   | 11  | SEA | 5  | 0 | 0 | 0   | 10  | WPG | 8  | 1 | 0 | 1 | 12 |

## CAREER STATS

| YEAR    | TEAM                 | LEAGUE | REGULAR SEASON |           |           |           |            |            |          |          |          |          |            | PLAYOFFS |          |          |          |          |
|---------|----------------------|--------|----------------|-----------|-----------|-----------|------------|------------|----------|----------|----------|----------|------------|----------|----------|----------|----------|----------|
|         |                      |        | GP             | G         | A         | PTS       | +/-        | PIM        | PP       | SH       | GW       | GT       | S          | GP       | G        | A        | PTS      | PIM      |
| 2015-16 | Ontario              | AHL    | 56             | 4         | 12        | 16        | 24         | 121        | 0        | 0        | 0        | -        | 61         | 13       | 2        | 1        | 3        | 12       |
| 2016-17 | Ontario              | AHL    | 58             | 6         | 14        | 20        | 11         | 135        | 1        | 0        | 3        | -        | 88         | 5        | 0        | 0        | 0        | 4        |
| 2017-18 | Ontario              | AHL    | 32             | 1         | 5         | 6         | 8          | 78         | 1        | 0        | 0        | -        | 39         | 4        | 0        | 0        | 0        | 0        |
|         | Los Angeles          | NHL    | 34             | 1         | 3         | 4         | -4         | 57         | 0        | 0        | 0        | -        | 19         | -        | -        | -        | -        | -        |
| 2018-19 | Los Angeles          | NHL    | 11             | 0         | 1         | 1         | -1         | 11         | 0        | 0        | 0        | -        | 5          | -        | -        | -        | -        | -        |
|         | Ontario              | AHL    | 48             | 5         | 10        | 15        | 8          | 147        | 1        | 0        | 2        | -        | 75         | -        | -        | -        | -        | -        |
| 2019-20 | Los Angeles          | NHL    | 45             | 3         | 5         | 8         | -9         | 47         | 0        | 0        | 0        | -        | 51         | -        | -        | -        | -        | -        |
| 2020-21 | Los Angeles          | NHL    | 28             | 2         | 2         | 4         | -14        | 36         | 0        | 0        | 0        | -        | 16         | -        | -        | -        | -        | -        |
| 2021-22 | Colorado             | NHL    | 58             | 2         | 3         | 5         | 1          | 89         | 0        | 0        | 0        | -        | 46         | -        | -        | -        | -        | -        |
| 2022-23 | Colorado             | NHL    | 44             | 1         | 5         | 6         | -1         | 55         | 0        | 0        | 1        | -        | 20         | -        | -        | -        | -        | -        |
| 2023-24 | Colorado             | NHL    | 29             | 2         | 0         | 2         | 3          | 23         | 0        | 0        | 1        | -        | 12         | -        | -        | -        | -        | -        |
|         | DEVILS               | NHL    | 16             | 0         | 1         | 1         | 1          | 50         | 0        | 0        | 0        | -        | 4          | -        | -        | -        | -        | -        |
|         | <b>DEVILS TOTALS</b> |        | <b>16</b>      | <b>0</b>  | <b>1</b>  | <b>1</b>  | <b>1</b>   | <b>50</b>  | <b>0</b> | <b>0</b> | <b>0</b> | <b>-</b> | <b>4</b>   | <b>-</b> | <b>-</b> | <b>-</b> | <b>-</b> | <b>-</b> |
|         | <b>NHL TOTALS</b>    |        | <b>265</b>     | <b>11</b> | <b>20</b> | <b>31</b> | <b>-24</b> | <b>368</b> | <b>0</b> | <b>0</b> | <b>0</b> | <b>-</b> | <b>173</b> | <b>-</b> | <b>-</b> | <b>-</b> | <b>-</b> | <b>-</b> |

## NOMINATIONS/AWARDS

2021-22: Member with Stanley Cup champions Colorado Avalanche

## THROUGH THE YEARS


**2022-23:** Played in 44 regular-season games with Colorado and tied a career-high five assists (2019-20, LAK). He also logged his second-career game-winning goal on Mar. 20, vs Chicago.

**2021-22:** Seattle claimed MacDermid from Los Angeles in the 2021 NHL Expansion Draft. He was then traded to Colorado for a 4th-round pick in the 2023 NHL Draft on July 27, 2021. His 89 PIM led all Colorado skaters.

**2020-21:** Played in fourth and final season with Los Angeles (28 GP).

**2019-20:** Played in 45 games with Los Angeles and earned a career-high eight points (3g-5a).

**International:** N/A



# JACOB MARKSTROM

25 | GOALIE



**NO. 25 | HT: 6'6" | WT: 207 LBS | CATCHES: LEFT | BORN: 1/31/90, GALVE, SWEDEN**  
**DRAFT: FLORIDA'S FIRST CHOICE (SECOND ROUND) 31ST OVERALL IN 2008 NHL DRAFT**

## 2023-24

Markstrom completed his fourth season with Calgary and posted a 23-23-2 record with a 2.78 GAA and .905 save%. The Swedish native also recorded five assists, which ranked first for all netminders in 2023-24. The five helpers were the most that an NHL goaltender earned in a single season since Pekka Rinne (NSH) in 2011-12. He earned his 200th career win on Dec. 21, 2023, and became the third Swedish-born goaltender all-time who earned 200 career wins. Markstrom was named NHL's First Star of the Week on Feb. 12, 2024.

New Jersey acquired Markstrom on June 19, 2024, in exchange for Kevin Bahl and 2025 first-round draft pick.

## CAREER HIGHLIGHTS

**First NHL:** | **GP:** 1/23/11, @ NJD, 12 saves on 14 shots | **Start:** 10/18/11 @ WSH, 29 saves on 31 shots | **Win:** 10/22/11, 18 saves on 18 shots | **Shutout:** 10/22/11, 18 saves on 18 shots | **Point:** 1a, 12/26/15 vs EDM

**Most In A Game:** | **Shots Faced:** 51, 12/28/19, vs LAK, 3-2, W | **Saves:** 49, twice, last: 2/12/20 vs CHI, 3-0, W | **Goals Allowed:** 7, twice, last: 3/17/21 vs EDM

**Season Career-Highs:** | **Wins:** 37 wins, 2021-22 | **Shutouts:** 9 shutouts, 2021-22 | **Saves:** 1730 saves, 2018-19 | **GP:** 63 GP, 2021-22 | **Save%:** .922 save%, 2021-22 (more than 25 GP) | **GAA:** 2.22 GAA, 2021-22

**Longest Streak:** | **Wins:** 7 games, 2/2/22 to 2/21/22 (7-0-0, 1.70 GAA, .941 SV%, 1 SO) | **Shutout Sequence:** 144:46, 4 GP, 10/25/21 to 11/2/21 | **Consecutive Shutouts:** 2 GP, 10/28/21 to 10/30/21 | **Starts:** 15 GP, 4/5/21 to 5/16/21 (9-6-0, 2.21 GAA, .911 SV%) | **Decisions W/O Reg. Loss:** 8 games, 3x, last: 2/26/22 to 3/18/22 (6-0-2, 1.86 GAA, .937 SV%, 1 SO)

**Milestones:** Earned 100th career NHL win on 12/23/19 vs EDM | Earned 200th career NHL win on 12/21/23 at ANA | Played in 400th career NHL game on 12/18/22 @ SJS

## SHUTOUTS

20 career

## PENALTY SHOTS | STOPPED 4/8 | 50%

| DATE     | SKATER/OPPOSITION       | RESULT | SCORE |
|----------|-------------------------|--------|-------|
| 4/27/13  | Benoit Pouliot, vs TBL  | SAVE   |       |
| 3/26/19  | Sam Steel, vs ANA       | SCORED |       |
| 2/3/18   | Cory Conacher, vs TBL   | SCORED |       |
| 11/11/17 | Chris Tierney, vs SJS   | SCORED |       |
| 5/5/21   | Andrew Copp, vs WPG     | SAVE   |       |
| 11/16/21 | Scott Laughton, vs PHI  | SAVE   |       |
| 11/22/23 | Kiefer Sherwood, vs NSH | SAVE   |       |
| 11/30/23 | Mason Marchment, vs DAL | SCORED |       |





## VS. NHL

|     | GP | GA  | SO | GAA  | W-L-O/T |     | GP | GA | SO | GAA  | W-L-O/T |     | GP | GA | SO | GAA  | W-L-O/T |
|-----|----|-----|----|------|---------|-----|----|----|----|------|---------|-----|----|----|----|------|---------|
| ANA | 20 | 42  | 2  | 2.34 | 8-7-2   | FLA | 11 | 29 | 0  | 3.08 | 5-5-1   | SJ  | 15 | 44 | 0  | 3.13 | 6-8-1   |
| BOS | 13 | 35  | 0  | 2.78 | 6-5-1   | LA  | 22 | 62 | 0  | 2.83 | 12-6-4  | SEA | 6  | 15 | 0  | 2.68 | 3-2-0   |
| BUF | 12 | 26  | 1  | 2.26 | 7-2-2   | MIN | 13 | 28 | 1  | 2.24 | 7-3-2   | STL | 16 | 46 | 0  | 3.00 | 4-9-2   |
| CGY | 14 | 47  | 0  | 3.44 | 5-9-0   | MTL | 19 | 41 | 1  | 2.17 | 8-8-3   | TB  | 14 | 43 | 0  | 3.38 | 5-6-2   |
| CAR | 12 | 27  | 2  | 2.36 | 7-4-1   | NSH | 13 | 38 | 0  | 2.92 | 4-6-3   | TOR | 15 | 41 | 0  | 2.91 | 5-8-1   |
| CHI | 19 | 45  | 2  | 2.57 | 10-4-4  | NJ  | 15 | 42 | 0  | 2.87 | 3-9-3   | UTA | -  | -  | -  | -    | -       |
| COL | 13 | 34  | 0  | 2.59 | 7-5-1   | NYI | 14 | 38 | 0  | 2.96 | 7-5-2   | VAN | 19 | 47 | 2  | 2.53 | 11-6-2  |
| CBJ | 8  | 15  | 1  | 2.13 | 4-3-0   | NYR | 16 | 37 | 1  | 2.43 | 9-4-2   | VGK | 17 | 50 | 1  | 3.34 | 6-9-1   |
| DAL | 16 | 48  | 1  | 3.14 | 8-3-3   | OTT | 14 | 37 | 0  | 2.62 | 5-6-3   | WSH | 11 | 31 | 0  | 3.06 | 1-8-2   |
| DET | 8  | 14  | 2  | 1.86 | 5-2-1   | PHI | 13 | 26 | 1  | 2.03 | 6-5-1   | WPG | 26 | 78 | 0  | 3.10 | 9-15-2  |
| EDM | 34 | 100 | 1  | 2.99 | 15-17-2 | PIT | 11 | 25 | 1  | 2.27 | 7-4-0   |     |    |    |    |      |         |

## CAREER STATS

| YEAR       | TEAM        | LEAGUE | REGULAR SEASON |     |     |     |       |      |    |      | PLAYOFFS |    |    |      |    |    |      |
|------------|-------------|--------|----------------|-----|-----|-----|-------|------|----|------|----------|----|----|------|----|----|------|
|            |             |        | GP             | W   | L   | O/T | MIN   | GA   | SO | AVG  | GP       | W  | L  | MIN  | GA | SO | AVG  |
| 2010-11    | Florida     | NHL    | 1              | 0   | 1   | 0   | 40    | 2    | 0  | 3.01 | -        | -  | -  | -    | -  | -  | -    |
|            | Rochester   | AHL    | 37             | 16  | 20  | 1   | 2174  | 108  | 1  | 2.98 | -        | -  | -  | -    | -  | -  | -    |
| 2011-12    | Florida     | NHL    | 7              | 2   | 4   | 1   | 383   | 17   | 0  | 2.66 | -        | -  | -  | -    | -  | -  | -    |
|            | San Antonio | AHL    | 32             | 17  | 12  | 1   | 1839  | 71   | 1  | 2.32 | 8        | 4  | 4  | 546  | 26 | 0  | 2.85 |
| 2012-13    | Florida     | NHL    | 23             | 8   | 14  | 1   | 1266  | 68   | 0  | 3.22 | -        | -  | -  | -    | -  | -  | -    |
|            | San Antonio | AHL    | 33             | 16  | 15  | 2   | 1972  | 87   | 3  | 2.65 | -        | -  | -  | -    | -  | -  | -    |
| 2013-14    | Sweden      | WC     | 5              | 2   | 0   | 0   | -     | -    | 0  | 1.58 | -        | -  | -  | -    | -  | -  | -    |
|            | Vancouver   | NHL    | 12             | 1   | 6   | 3   | 614   | 36   | 0  | 3.52 | -        | -  | -  | -    | -  | -  | -    |
| 2014-15    | San Antonio | AHL    | 4              | 1   | 2   | 0   | 200   | 10   | 0  | 3.01 | -        | -  | -  | -    | -  | -  | -    |
|            | Vancouver   | AHL    | 29             | 12  | 11  | 3   | 1688  | 72   | 2  | 2.56 | -        | -  | -  | -    | -  | -  | -    |
| 2015-16    | Utica       | NHL    | 3              | 1   | 1   | 0   | 78    | 4    | 0  | 3.09 | -        | -  | -  | -    | -  | -  | -    |
|            | Vancouver   | AHL    | 32             | 22  | 7   | 2   | 1880  | 59   | 5  | 1.88 | 23       | 12 | 11 | 1450 | 51 | 2  | 2.11 |
| 2016-17    | Utica       | NHL    | 33             | 13  | 14  | 4   | 1847  | 84   | 0  | 2.73 | -        | -  | -  | -    | -  | -  | -    |
|            | Sweden      | AHL    | 2              | 1   | 0   | 1   | 125   | 5    | 0  | 2.40 | -        | -  | -  | -    | -  | -  | -    |
| 2017-18    | Vancouver   | WC     | 6              | 2   | 3   | 0   | -     | -    | 0  | 3.16 | -        | -  | -  | -    | -  | -  | -    |
|            | Vancouver   | NHL    | 26             | 10  | 11  | 3   | 1417  | 62   | 0  | 2.63 | -        | -  | -  | -    | -  | -  | -    |
| 2018-19    | Sweden      | Wcup   | 1              | 1   | 0   | 0   | -     | -    | 0  | 4.00 | -        | -  | -  | -    | -  | -  | -    |
|            | Vancouver   | NHL    | 60             | 23  | 26  | 7   | 3414  | 154  | 2  | 2.71 | -        | -  | -  | -    | -  | -  | -    |
| 2019-20    | Vancouver   | NHL    | 60             | 28  | 23  | 9   | 3599  | 166  | 1  | 2.77 | -        | -  | -  | -    | -  | -  | -    |
|            | Sweden      | WC     | 2              | 1   | 1   | 0   | -     | -    | 0  | 4.00 | -        | -  | -  | -    | -  | -  | -    |
| 2020-21    | Vancouver   | NHL    | 43             | 23  | 16  | 4   | 2552  | 117  | 2  | 2.75 | 14       | 8  | 6  | 0    | 40 | 1  | 2.85 |
|            | Calgary     | NHL    | 43             | 22  | 19  | 2   | 2508  | 111  | 3  | 2.66 | -        | -  | -  | -    | -  | -  | -    |
| 2021-22    | Calgary     | NHL    | 63             | 37  | 15  | 9   | 3696  | 137  | 9  | 2.22 | 12       | 5  | 7  | 712  | 35 | 1  | 2.95 |
|            | Calgary     | NHL    | 59             | 23  | 21  | 12  | 3411  | 166  | 1  | 2.92 | -        | -  | -  | -    | -  | -  | -    |
| 2022-23    | Calgary     | NHL    | 48             | 23  | 23  | 2   | 2831  | 131  | 2  | 2.78 | -        | -  | -  | -    | -  | -  | -    |
| NHL TOTALS |             |        | 485            | 215 | 196 | 57  | 27856 | 1265 | 20 | 2.72 | 26       | 13 | 13 | 1553 | 75 | 2  | 2.90 |

## NOMINATIONS/AWARDS

2007-08: U18 WJC Top 3 Player on Team | 2008-09: WJC Best Goaltender, WJC Silver Medal, WJC Top 3 Player on Team | 2009-10: WJC Bronze Medal, WJC Top 3 Player on Team, WC Bronze Medal | 2012-13: WC Gold Medal | 2013-14: AHL Goaltender of the Month | 2014-15: AHL All-Star | 2015-16: WC Top 3 Player on Team | 2019-20: NHL All-Star | 2021-22: Vezina Trophy Finalist NHL Most shutouts (9)

## THROUGH THE YEARS

**2022-23:** Played in third season with Calgary. Since 2017-18, he played 72 percent of his team's total games (327 of 453) and had a 2.66 GAA and .911 save percentage over that span. Earned 23 wins, which marked six consecutive seasons with 20, or more, victories.

**2021-22:** Marked second season with Calgary and earned a career-high 37 wins. His 2.22 GAA ranked third in the NHL, while his .922 save% was tied for third in the league.

**2020-21:** Signed as a free agent with Calgary on Oct. 9, 2020.

**2019-20:** Played in final season with Vancouver and finished fourth in votes for the Vezina Trophy.

**2018-19:** At the time, his 28 wins marked a career-high.

**International:** Sweden | 2007-08, U18 WJC, 4-2-0, 3.04 GAA, .863 save% | 2008-09, WJC, 4-1-0, 1.61 GAA, .943 save%, Silver Medal | 2009-10, WJC, 4-1-0, 2.21 GAA, .927 save%, Bronze Medal; WC, 3-0-0, 1.33 GAA, .944 save%, Bronze Medal | 2012-13, WC, 2-0-0, 1.58 GAA, .934 save%, Gold Medal | 2015-16 WC, 2-3-0, 3.16 GAA, .896 save% | 2016-17 WCup, 1-0-0, 1.00 GAA, .964 save% | 2018-19 WC, 1-1-0, 4.00 GAA, .843 save%



# TIMO MEIER

28 | LEFT WING



**NO. 28 | HT: 6'1" | WT: 220 LBS | SHOOTS: LEFT | BORN: 10/8/1996, HERISAU, SWITZERLAND**  
**DRAFT: SAN JOSE'S 1ST SELECTION, 9TH OVERALL, 1ST ROUND, 2015 NHL DRAFT**

## 2023-24

Meier recorded 13 goals in March, which tied S. Richer (1993-94) for the most goals that a New Jersey player scored in the month of March for a single season. The veteran forward led the Devils with 10 power-play goals for the 2023-24 campaign, and his 28 goals scored ranked first on the team. Additionally, Meier's 207 shots on goal ranked third on New Jersey. Meier earned three power-play points (1g-2a) on Apr. 11, at Toronto, which marked his most PPP in a single game played for his career. The left-handed shot recorded a five-game goal-scoring streak from Mar. 1, 2024, to Mar. 9 (7g-1a), which also tied a career-high (earned 3 other times). Meier earned his fifth career hat trick, and first with New Jersey, on Mar. 7 (3g-1a) vs St. Louis. The outing on Mar. 7, also marked his second-career game with four, or more, points in a game (1/17/22, vs LAK, 5 PTS).

**Notes: Oct. 20 @ NYI:** Recorded first PTS of '23-24 (0g-2a)...Logged season-high 20:42 TOI... **Oct. 27 vs BUF:** Ext. PTS & assists streak to 4 GP (0g-1a)///Meier's longest assist streak for single season is 5 games, which he earned w/ SJS from Nov. 5, 2019, to Nov. 14 (3g-6a)...**Oct. 29 vs MIN:** Ext. PTS & assists streak to 5 GP...Tied a career-high assist streak, which he earned w/ SJS from Nov. 5, 2019, to Nov. 14 (3g-6a)... The current 5-game PTS streak marks Meier's longest w/ NJD... **Nov. 2 @ MIN:** Ext. PTS streak to 6 GP (2g-6a)... Earned 1st PPG for '23-24

**Nov. 14 @ WPG:** Ext. goal-scoring streak to 3 GP (3g-0a)...Earned PPG in consec. GP... **Nov. 16 @ PIT:** DNP for 1st time in '23-24... Dec. 1 vs SJS: Returned from inj. 1st GP vs former team... **Dec. 21 vs EDM:** Snapped 9 GP w/o a PTS (1g)... **Dec. 23 vs DET:** 1st multi-goal game for '23-24 (2g-0a)... Dec. 30 @ BOS: Played in 500th career NHL GP... Left game in 3rd per. (1 shift) & DNR (inj)...**Jan. 3 @ WSH:** DNP (lower-body inj)... **Jan. 6 vs VAN:** Placed on I.R. (retro active to Dec. 30)

**Jan. 17 vs MTL:** Activated off I.R...Returned to lineup & earned 1a... **Feb. 27 @ SIS:** 5th multi-PTS effort (0g-2a)... 1st time playing at SJS... **Mar. 1 @ ANA:** Recorded season-high 9 SOG... **Mar. 3 @ LAK:** Ext. PTS streak to 3 GP (2g-2a)... Scored 0:15 into the game, which marked NJ's fastest goal from the start of a GP in '23-24... The goal is tied for the 12th fastest in fran. history from the start of a GP

**Mar. 7 vs STL:** Earned 5th career hat-trick (3g-1a)...2nd career GP w/ 4, or more, PTS ... 1st career hat-trick w/ NJD... **Mar. 9 vs CAR:** Ext. goal-scoring streak to 5 GP, which tied a career-high...Ext. PTS streak to 6 GP (7g-3a)... **Mar. 9 vs CAR:** Ext. goal-scoring streak to 5 GP, which tied a career-high... Ext. PTS streak to 6 GP (7g-3a)... **Mar. 19 vs PIT:** 3rd multi-goal GP for '23-24 (2g-0a)... Marked 3rd time in career earned 2 PPG in a GP)... **Mar. 26 @ TOR:** 13th goal for March - tied S. Richer (1993-94) for the most goals that an NJD player scored in March for a single season... **Apr. 11 @ TOR:** Scored 2 PPG & earned 3rd GP w/ 3, or more, PTS (2g-1a)... Marked 1st time in career that he earned 3 PPP in a GP... Marked 4th career GP w/ 2 PPG (2nd w/ NJD).

## CAREER HIGHLIGHTS

**First NHL:** | GP: 12/16/16 @ MTL, 10:03 TOI | **Point:** 12/16/16 @ MTL, 1G | **Goal:** 12/16/16 @ MTL, 1G | **First PPG:** 1/2/18 @ MTL

**Most In A Game:** | **Goals:** 5G, 1/17/22 vs LAK | **Assists:** 3A, twice, last: 1/2/22, @ PIT | **Points:** 5 PTS 1/17/22, vs LAK | **Shots:** 10 SOG, 1/6/23 @ ANA | **Hits:** 10 hits, 3/30/19 vs VGK | **TOI:** 24:04, 11/13/22 @ MIN | **BLK:** 5 blocks, 4/6/24, @ OTT

**Season Career-Highs:** | **GP:** 81, 2017-18 | **Goals:** 40G, 2022-23 | **Assists:** 41A, 2021-22 | **Points:** 76 PTS, 2021-22 | **Shots:** 327 SOG, 2022-23 | **Hits:** 162 hits, 2021-22 | **ATOI:** 19:23, 2022-23 | **BLK:** 61 BLK, 2021-22

**Longest Streak:** | **Goals:** 5 GP, 4x, last: 3/1/24-3/9/24 (7g-1a) | **Assists:** 5 GP, twice, last: 10/20/23-10/29/23 (1g-6a) | **Points:** 9 GP (8g-5a), 10/9/18-10/30/18

**Milestones:** Played in 300th career NHL GP 3/9/21 vs LAK | Earned 100th career NHL point 3/11/19 @ MIN | Earned 100th career NHL goal 12/16/21 vs VAN | Played in 400th career NHL game on Oct. 20th, 2022, at NYR | Earned 300th career points on 12/27/22 @ VAN | Played in 500th career NHL game on 12/30/23 @ BOS

## HAT TRICKS

5 times, last: March 7, 2024, vs STL (3g-1a)



# PERSONAL

Timo enjoys golfing, hiking & boating in the summer. His Favorite thing about New Jersey is the fan base. He's an FC St. Gallen soccer fan & his favorite athlete is Roger Federer.

# VS. NHL

|     | GP | G  | A  | PTS | PIM |     | GP | G  | A  | PTS | PIM |     | GP | G | A | PTS | PIM |     |    |    |    |    |    |
|-----|----|----|----|-----|-----|-----|----|----|----|-----|-----|-----|----|---|---|-----|-----|-----|----|----|----|----|----|
| ANA | 30 | 15 | 13 | 28  | 14  | DAL | 16 | 8  | 16 | 4   | NJ  | 10  | 6  | 1 | 7 | 0   | STL | 21  | 9  | 6  | 15 | 8  |    |
| BOS | 13 | 4  | 0  | 4   | 15  | DET | 13 | 5  | 6  | 11  | 0   | NYI | 13 | 3 | 6 | 9   | 23  | TB  | 15 | 4  | 8  | 12 | 12 |
| BUF | 14 | 3  | 8  | 11  | 6   | EDM | 23 | 5  | 9  | 14  | 16  | NYR | 14 | 2 | 7 | 9   | 10  | TOR | 13 | 5  | 6  | 11 | 10 |
| CGY | 22 | 7  | 9  | 16  | 16  | FLA | 14 | 4  | 3  | 7   | 10  | OTT | 13 | 2 | 6 | 8   | 2   | UTA | -  | -  | -  | -  | -  |
| CAR | 14 | 4  | 2  | 6   | 4   | LA  | 31 | 15 | 9  | 24  | 18  | PHI | 15 | 6 | 4 | 10  | 8   | VAN | 22 | 12 | 5  | 17 | 37 |
| CHI | 18 | 12 | 7  | 19  | 8   | MIN | 27 | 6  | 9  | 15  | 15  | PIT | 13 | 7 | 5 | 12  | 4   | VGK | 27 | 6  | 6  | 12 | 12 |
| COL | 21 | 5  | 8  | 13  | 20  | MTL | 12 | 6  | 6  | 12  | 2   | SJ  | 2  | 0 | 2 | 2   | 0   | WSH | 14 | 3  | 6  | 9  | 10 |
| CBJ | 13 | 4  | 4  | 8   | 6   | NSH | 17 | 5  | 5  | 10  | 14  | SEA | 7  | 4 | 1 | 5   | 0   | WPG | 16 | 6  | 6  | 12 | 8  |

# CAREER STATS

| YEAR    | TEAM          | LEAGUE | REGULAR SEASON |     |     |     |     |     |    |    |    |    |      |    |   | PLAYOFFS |     |     |  |
|---------|---------------|--------|----------------|-----|-----|-----|-----|-----|----|----|----|----|------|----|---|----------|-----|-----|--|
|         |               |        | GP             | G   | A   | PTS | +/- | PIM | PP | SH | GW | GT | S    | GP | G | A        | PTS | PIM |  |
| 2016-17 | San Jose      | NHL    | 34             | 3   | 3   | 6   | 1   | 10  | 0  | 0  | 1  | -  | 85   | 5  | 0 | 0        | 0   | 2   |  |
| 2017-18 | San Jose      | NHL    | 81             | 21  | 15  | 36  | 2   | 51  | 3  | 0  | 4  | -  | 210  | 10 | 2 | 3        | 5   | 10  |  |
|         | Switzerland   | WC     | 7              | 2   | 5   | 7   | 1   | 2   | -  | -  | -  | -  | -    | -  | - | -        | -   |     |  |
| 2018-19 | San Jose      | NHL    | 78             | 30  | 36  | 66  | 9   | 55  | 6  | 0  | 2  | -  | 250  | 20 | 5 | 10       | 15  | 34  |  |
| 2019-20 | San Jose      | NHL    | 70             | 22  | 27  | 49  | -22 | 42  | 2  | 0  | 2  | -  | 199  | -  | - | -        | -   |     |  |
| 2020-21 | San Jose      | NHL    | 54             | 12  | 19  | 31  | -7  | 22  | 2  | 0  | 0  | -  | 155  | -  | - | -        | -   |     |  |
| 2021-22 | San Jose      | NHL    | 77             | 35  | 41  | 76  | -3  | 54  | 12 | 0  | 8  | -  | 326  | -  | - | -        | -   |     |  |
|         | Switzerland   | WC     | 8              | 3   | 5   | 8   | 1   | 9   | -  | -  | -  | -  | -    | -  | - | -        | -   |     |  |
| 2022-23 | TOT           | NHL    | 78             | 40  | 26  | 66  | -19 | 43  | 17 | 0  | 5  | -  | 327  | -  | - | -        | -   |     |  |
|         | San Jose      | NHL    | 57             | 31  | 21  | 52  | -19 | 25  | 13 | 0  | 4  | -  | 255  | -  | - | -        | -   |     |  |
|         | DEVILS        | NHL    | 21             | 9   | 5   | 14  | 0   | 18  | 4  | 0  | 1  | -  | 72   | 11 | 2 | 2        | 4   | 22  |  |
| 2023-24 | DEVILS        | NHL    | 69             | 28  | 24  | 52  | -28 | 45  | 10 | 0  | 4  | -  | 207  | -  | - | -        | -   |     |  |
|         | DEVILS TOTALS |        | 90             | 37  | 29  | 66  | -28 | 63  | 14 | 0  | 5  | -  | 279  | 11 | 2 | 2        | 4   | 22  |  |
|         | NHL TOTALS    |        | 541            | 191 | 191 | 382 | -67 | 322 | 52 | 0  | 26 | -  | 1759 | 46 | 9 | 15       | 24  | 68  |  |

# NOMINATIONS/AWARDS

2015-16 QMJHL Champion w/ Halifax | 2017-18 WC Silver Medal w/ Switzerland | 2021-22 NHL All-Star

# THROUGH THE YEARS

**2022-23: W/ NJ:** Acquired via trade from SJS on 2/26/23, in exchange for F. Zetterlund, A. Johnsson, S. Mukhamadullin, N. Okhotiuk, a conditional 1st-round pick in the 2023 NHL Draft, a 2nd & 7th-round pick in the 2024 NHL Draft...

Mar. 5 @ ARI: 1st GP w/ NJ -Scored 1st goal w/ NJ in 1st period (15:57 TOI)... Mar. 7 v TOR: Logged NJ home debut (20:23)... Mar. 9 @ WSH: 1st GDG w/ NJ/D; 2nd for career... Mar. 16 v TBL: 1st multi-goal GP w/ NJ (2g-0a)... Mar. 30 v NYR: Earned career-high 36g in a season... Apr. 4 v PIT: 3rd PPG w/ NJ...Apr. 6 v CBJ: 2nd multi-goal GP w/ NJ (2g-1a) -Earned 40th goal for '22'23 - 4th PPG w/ NJ

**W/SJS 2022-23:** 4th Shark in team history to record 3, 30-goal seasons (Marleau, Pavelski, Couture) \*Career-high 10 shots, 1/6 @ ANA ...\*Has 2 five-game goal streaks this season (SR: 12/17-12/27). First Shark ever w/ multiple 5-game goal streaks in the same season...\*300th NHL point, all with SJS, 12/27 @ VAN

\*Recorded a six-game point streak (5g, 3a), 11/15-11/25...\*Fourth career hat trick, 5th most by a player in franchise history, 11/23 @ SEA ...\*129th career goal, moved in to sole possession of 10th on SJS all-time goals list, 11/10 @ STL ...\*400th NHL game, all with SJS, registering an assist on the OT GWG, 10/20 @ NYR

**2022-23 Stanley Cup Playoffs:** Apr. 20 v NYR: Led NJ w/ 7 hits ...- tied fran. record for most hits in a SCP GP (C. White, '08) ...Apr. 22 @ NYR: 2 penalties drawn ...-4 penalties drawn is tied for 1st in the NHL... May 1 v NYR: Left game midway through 3rd per (DNR) after suffering hit from J. Trouba ...May 3 @ CAR: DNP (day-to-day, upper-body) ...May 5 @ CAR: Returned to action wearing a face shield ...May 7 v CAR: 1st goal scored for '23 SCP.

**2021-22:** Logged a career-high 41 assists...Earned a career-high 76 PTS...Led San Jose w/ 76 PTS, plus his 35G & 12 PPG led the team.

**2020-21:** Ranked 2nd on SJS in shots (154), T-3rd in points (31), 4th in assists (19), T-4th in goals • Became the 15th different player (22nd instance) for San Jose to register three assists in a single period, 3/1/21 vs. Colorado

**2019-20:** Ranked 1st on San Jose in points, 2nd in goals and hits (155) and 3rd in assists (27)... His 20 all-time even-strength goals ranked T-25th in the NHL... One of just four NHL forwards to post 155 hits and 20 or more goals.

**International:** Switzerland 2012-13 U18 WJC, 2 GP, 0g-0a=0 PTS | 2014-15 WJC, 6 GP, 2g-4a=6 PTS | 2015-16 WJC, captain, 6 GP, 2g-3a=5 PTS | 2017-18 WC, 7 GP, 2g-5a=7 PTS, Silver Medal | 2020-21 WC, 8 GP, 4g-2a=6 PTS | 2021-22 WC, 8 GP, 3g-5a=8 PTS



# DAWSON MERCER

91 | CENTER



**NO. 91 | HT: 6'0" | WT: 180 LBS | SHOOTS: RIGHT | BORN: 10/27/2001, CARBONNEAR, NEWFOUNDLAND**  
**DRAFT: NEW JERSEY'S SECOND CHOICE (1ST ROUND), 18TH OVERALL, IN 2020 NHL DRAFT**

## 2023-24

Mercer completed his third NHL season with New Jersey. The youngster dressed in all 82 regular-season games with New Jersey for the third consecutive season. Mercer's 246 consecutive games played ranks ninth all-time in franchise history behind A. Broten (266 consecutive games played from 1982-83 to 1985-86, which ranks 8th). His 246 consecutive games played from the start of a career rank first all-time in franchise history, which passed S. Gomez (140 GP). Mercer logged a career-high 22:22 TOI in a game played on January 11, 2024 at Tampa. He played in his 200th career NHL/NJD game on Jan. 3, 2024, and became the first player in franchise history who scored two goals in their 200th career NHL contest. Mercer finished the season with a career-high four power-play goals.

**Notes: Nov. 5 @ CHI:** Logged 1st goal/PTS for '23-24... Marked 1st PPG for '23-24...Snapped 10-GP drought w/o a goal/PTS... **Nov. 16 @ PIT:** Logged career-high 22:00 TOI in GP... 22:00 TOI led NJD. **Dec. 1 vs SJS:** Ext. PTS streak to 4 GP (3g-3a) - marks season-high... **Dec. 27 vs CBJ:** Earned first 3 PTS GP for '23-24 (1g-2a)... **Jan. 3 @ WSH:** Played in 200th career NHL GP... 14 player in fran. history who scored a goal in 200 career GP... 1st player in fran. history who earned 2g in 200 career GP

**Mar.. 14 @ DAL:** Earned 2nd GWG for '23-24... Snapped 6-GP skid w/o a goal... **Mar. 19 vs PIT:** Earned 2nd multi-goal GP for '23-24 (2g-0a)...**Apr. 3 @ NYR:** Logged 1st career fighting major (W. Cuyille) .. **Apr. 9 vs TOR:** Logged 4th PPG for '23-24... Career-high PPG for a single season.

## CAREER HIGHLIGHTS

**First NHL:** | **GP:** 10/15/21 vs CHI, 12:03 TOI | **Point:** 10/15/21 vs CHI, 1A | **Goal:** 10/19/22 vs SEA | **PPG:** 12/8/21 vs PHI

**Most In A Game:** | **Goals:** 3G, 4/4/23 vs PIT | **Assists:** 3A, 3/11/23 @ COL | **Points:** 4 PTS, 3/1/23 @ COL (1g-3a) | **Shots:** 10 SOG, 3/3/23 @ VGK | **Hits:** 3 hits, twice, last: 11/25/23 vs BUF | **TOI:** 22:22, 1/11/24, @ TBL | **BLK:** 4, twice, last: 11/3/23 @ STL

**Season Career-Highs:** | **GP:** 82, 3x, last: 2023-24 | **Goals:** 27G, 2022-23 | **Assists:** 29A, last: 2022-23 | **Points:** 56 PTS, 2022-23 | **Shots:** 161 SOG, 2022-23 | **Hits:** 36 hits, 2022-23 | **ATOI:** 17:13, 2023-24 | **BLK:** 63 BLK, 2022-23

**Longest Streak:** | **Goals:** 8 GP (10g-5a), 2/16/23-3/3/23 | **Assists:** 4 GP (1g-4a), 2x, last: 3/5/23-3/11/23 | **Points:** 12 GP (11g-9a), 2/16/23-3/11/23

**Milestones:** Recorded first NHL goal on 10/15/21 vs CHI | Played in 100th career NHL/NJD GP 11/19/22 @ OTT | Earned 100th career NHL point on 11/10/23 | Played in 200th career NHL game on 1/3/24 at WSH

## HAT TRICKS

4/4/23 vs PIT (3g-0a), vs Tristan Jarry

## PERSONAL

Dawson enjoys fishing & camping in his free time...He attended his first MTV Video Music Awards show last summer (2022) at the Rock & was able to interview musicians & celebrities on the red carpet...His younger brother Riley played goaltender for the last three seasons in the QMJHL with Drummondville, while his younger sister, Jessica, also plays hockey & is a defenseman at Mount Academy (JWHL) in Canada...Mercer is 1 of 18 Newfoundland natives (skaters) all-time who played at least one game in the NHL & is of 5 Newfoundland natives all-time who played in a game for the Devils.



## VS. NHL

|     | GP | G | A | PTS | PIM |     | GP | G | A | PTS | PIM |     | GP | G | A | PTS | PIM |    | GP  | G  | A | PTS | PIM |   |
|-----|----|---|---|-----|-----|-----|----|---|---|-----|-----|-----|----|---|---|-----|-----|----|-----|----|---|-----|-----|---|
| ANA | 6  | 1 | 1 | 2   | 0   | DAL | 6  | 1 | 0 | 1   | 0   | NJ  | -  | - | - | -   | -   | -  | STL | 6  | 2 | 0   | 2   | 4 |
| BOS | 9  | 2 | 1 | 3   | 2   | DET | 9  | 3 | 0 | 3   | 4   | NYI | 11 | 3 | 3 | 6   | 6   | 6  | TB  | 9  | 3 | 3   | 6   | 0 |
| BUF | 9  | 1 | 2 | 3   | 2   | EDM | 6  | 3 | 3 | 6   | 0   | NYR | 12 | 2 | 4 | 6   | 21  | 21 | TOR | 9  | 1 | 3   | 4   | 0 |
| CGY | 6  | 2 | 1 | 3   | 0   | FLA | 9  | 0 | 3 | 3   | 2   | OTT | 9  | 2 | 1 | 3   | 4   | 4  | UTA | -  | - | -   | -   | - |
| CAR | 11 | 2 | 4 | 6   | 2   | LAK | 6  | 2 | 2 | 4   | 0   | PHI | 11 | 3 | 3 | 6   | 2   | 2  | VAN | 6  | 2 | 1   | 3   | 0 |
| CHI | 6  | 2 | 1 | 3   | 8   | MIN | 6  | 0 | 0 | 0   | 2   | PIT | 11 | 7 | 4 | 11  | 0   | 0  | VGK | 6  | 1 | 1   | 2   | 2 |
| COL | 6  | 2 | 4 | 6   | 0   | MTL | 9  | 2 | 6 | 8   | 4   | SJ  | 6  | 3 | 0 | 3   | 0   | 0  | WSH | 11 | 4 | 6   | 10  | 2 |
| CBJ | 11 | 2 | 6 | 8   | 2   | NSH | 6  | 1 | 2 | 3   | 2   | SEA | 6  | 2 | 1 | 3   | 0   | 0  | WPG | 6  | 3 | 0   | 3   | 0 |

## CAREER STATS

| YEAR                 | TEAM                             | LEAGUE   | REGULAR SEASON |           |           |            |            |           |          |          |           |          |            |           |          | PLAYOFFS |          |          |  |  |
|----------------------|----------------------------------|----------|----------------|-----------|-----------|------------|------------|-----------|----------|----------|-----------|----------|------------|-----------|----------|----------|----------|----------|--|--|
|                      |                                  |          | GP             | G         | A         | PTS        | +/-        | PIM       | PP       | SH       | GW        | GT       | S          | GP        | G        | A        | PTS      | PIM      |  |  |
| 2016-17              | Bishop's College Prep            | MPHL     | 18             | 8         | 14        | 22         | -          | 8         | -        | -        | -         | -        | -          | 3         | 0        | 0        | 0        | 2        |  |  |
|                      | Bishop's College Prep            | PSHF U18 | 11             | 6         | 6         | 12         | -          | 0         | -        | -        | -         | -        | -          | -         | -        | -        | -        | -        |  |  |
|                      | Bishop's College School Prep U16 | PSHF U16 | 4              | 0         | 0         | 0          | -          | 0         | -        | -        | -         | -        | -          | -         | -        | -        | -        | -        |  |  |
| 2017-18              | Drummondville Voltigeurs         | QMJHL    | 61             | 11        | 15        | 26         | -          | 25        | -        | -        | -         | -        | 10         | 1         | 3        | 4        | 0        |          |  |  |
|                      | Drummondville Voltigeurs         | QMJHL    | 68             | 30        | 34        | 64         | -          | 50        | -        | -        | -         | -        | 16         | 5         | 11       | 16       | 8        |          |  |  |
| 2019-20              | Drummondville Voltigeurs         | QMJHL    | 26             | 18        | 24        | 42         | -          | 21        | -        | -        | -         | -        | -          | -         | -        | -        | -        |          |  |  |
|                      | Chicoutimi Saguenéens            | QMJHL    | 16             | 6         | 12        | 18         | -          | 4         | -        | -        | -         | -        | -          | -         | -        | -        | -        |          |  |  |
| 2020-21              | Canada U20                       | WJC-20   | 7              | 0         | 0         | 0          | -          | 0         | -        | -        | -         | -        | -          | -         | -        | -        | -        |          |  |  |
|                      | Chicoutimi Saguenéens            | QMJHL    | 23             | 19        | 17        | 36         | -          | 6         | -        | -        | -         | -        | 9          | 6         | 11       | 17       | 4        |          |  |  |
| 2021-22              | Canada U20                       | WJC-20   | 7              | 2         | 4         | 6          | -          | 2         | -        | -        | -         | -        | -          | -         | -        | -        | -        |          |  |  |
|                      | DEVILS                           | NHL      | 82             | 17        | 25        | 42         | -25        | 28        | 2        | 1        | 2         | -        | 154        | -         | -        | -        | -        |          |  |  |
| 2022-23              | Canada                           | WC       | 10             | 0         | 5         | 5          | 0          | -         | -        | -        | -         | -        | -          | -         | -        | -        | -        |          |  |  |
|                      | DEVILS                           | NHL      | 82             | 27        | 29        | 56         | 22         | 14        | 2        | 1        | 6         | -        | 161        | 12        | 3        | 4        | 7        | 2        |  |  |
| 2023-24              | DEVILS                           | NHL      | 82             | 20        | 13        | 33         | -26        | 29        | 4        | 0        | 2         | -        | 134        | -         | -        | -        | -        |          |  |  |
| <b>DEVILS TOTALS</b> |                                  |          | <b>246</b>     | <b>64</b> | <b>67</b> | <b>131</b> | <b>-29</b> | <b>71</b> | <b>8</b> | <b>2</b> | <b>10</b> | <b>-</b> | <b>449</b> | <b>12</b> | <b>3</b> | <b>4</b> | <b>7</b> | <b>2</b> |  |  |
| <b>NHL TOTALS</b>    |                                  |          | <b>246</b>     | <b>64</b> | <b>67</b> | <b>131</b> | <b>-29</b> | <b>71</b> | <b>8</b> | <b>2</b> | <b>10</b> | <b>-</b> | <b>449</b> | <b>12</b> | <b>3</b> | <b>4</b> | <b>7</b> | <b>2</b> |  |  |

## NOMINATIONS/AWARDS

2019-20 U20 WJC Gold Medal | 2020-21 QMJHL Best Defensive Forward, QMJHL All-Star, QMJHL Selke Trophy, WJC U20 Silver Medal | 2021-22 WC Silver Medal

## THROUGH THE YEARS

**2022-23:** Became first player in franchise history to wear No. 91 - wore No. 18 last season...Oct. 18 vs ANA: Earned 1st goal of the season...Nov. 1 @ VAN: Earned 2nd career SHG, 13th NJD skater since 2012-13 who recorded a SHG, which was also a GWG...Nov. 5 @ CGY: Recorded career-high 4 Blks in a game...Nov. 15 @ MTL: Earned 1st multi-point game for 2022-23 (0g-2a)...Nov. 19 @ OTT: Played in 100 career NHL GP, & also 100 consecutive GP since his career started, Became the 5th player in franchise history who reached 100 consec. GP to start a career.

Nov. 21 vs EDM: Played in 101 career NHL GP, & consecutive GP since career started ...Jan. 7 vs NYR: Passed E. Gilbert for 2nd-longest consecutive GP streak to start an NHL career in franchise history: 122 GP...Jan. 10 @ CAR: Logged 1st career multi-goal game & 2nd career 3-PTS GP, Earned 3 GWG - marked career-high...Jan. 13 @ ANA: Ext. PTS streak to 3 GP (2g-3a)...Jan. 14 @ LAK: Tied career-high 4 GP PTS streak (2g-4a) ...Feb. 19 vs WPG: Ext. goal streak to 3 GP (4g-1a) - marked a career high.

Feb. 21 vs MTL: Ext. career-high PTS streak to 4 GP (5g-1a)...Feb. 23 v LAK: Ext. career-high PTS & goal streak to 5 GP (6g-2a), 3rd career 3 PTS GP (2g-1a), Tied S. Gomez for fran. longest consec. GP streak from start of career with NJ (140 GP)...Mar. 1 @ COL: Career-high 4 PTS in a GP (1g-3a), NJD record (not franchise) 7-0 GP goal streak...Mar. 3 @ VGK: Career-high PTS/Goal streak etc. (10g-5a), Tied fran. record, 8 GP goal streak (P. Gardner, '77-78) ...Mar. 10 @ ARI: Ext. career-high PTS streak to 9 GP, 8 GP goal streak ends...Mar. 11 @ MTL: Ext. career-high PTS streak to 12 GP (11g-9a) -Youngest player in fran. history who earned a PTS of 12 GP...Mar. 12 v CAR: PTS streak ended...Apr. 4 v PIT: Earned first career hat-trick (3g-0a).

**2022-23 Stanley Cup Playoffs:** Apr. 18 vs NYR: 21:02 TOI ranked 4th in fran. history for the most TOI in 1st career SCP GP ...Apr. 27 v NYR: 1st career SCP PTS/goal -3rd player in fran. history to score his 1st career postseason goal in SHG fashion (D. Pederson, 1998 CQF & C. Loiselle, 1988 DSF). -Youngest player to score a shorthanded postseason goal in fran. history ...May 7 v CAR: 3 assist effort (0g-3a) -At age 21 years, 192 days, became the youngest NJD skater in fran. history who earned 3 assists in a SCP game.

**2021-22:** Completed rookie season and was the only NJD skater who played in all 82 games...Was the fifth player in franchise history who was from Newfoundland (D. Langdon, D. Pichette, M. Ryder, R. Clowe)...Earned first career NHL point (1a) & logged 12:03 TOI in NHL debut vs CHI on 10/15...Recorded first career goal on 10/19 vs SEA...First player in franchise history to score a goal vs expansion Seattle Kraken...Earned first career PPG on 12/8/21 vs PHI...Earned first career SHG on 12/18/21 @ DET...Snapped a 14-game goal drought on 2/8/22 @ MTL...Recorded season-high 3 PTS (1g-2a) on 2/15/22 vs TBL...Wore No. 18 for 2021-22, but is now the first player in franchise history to wear No. 91.

**2020-21:** Fifth season in QMJHL & second with Chicoutimi...named assistant captain...Led the team with 36 PTS (19g-17a) in 23 GP.

**2019-20:** Played in 26 GP for Drummondville & then 16 GP for Chicoutimi in QMJHL...Totaled 60 PTS (24g-36a) in 42 GP.

**International:** Canada | 2019-20 U20 WJC, 7 GP, 0g-0a-0 PTS, won Gold Medal| 2020-21 U20 WJC, 7 GP, 2g-4a-6 PTS, won Silver Medal | 2021-22 WC, 10 GP, 0g-5a-5 PTS



# SIMON NEMEC

17 | DEFENSEMAN



**NO. 17 | HT: 6'1" | WT: 190 LBS | SHOOTS: RIGHT | BORN: LIPTOVSKY MIKULAS, SLOVAKIA**  
**DRAFT: NEW JERSEY'S FIRST SELECTION, FIRST ROUND, SECOND OVERALL IN 2022 NHL DRAFT**

## 2023-24

Nemeč logged his NHL debut on Dec. 1, 2023, against San Jose at Prudential Center. The blueliner then became the ninth player in franchise history who earned a multi-point effort (0g-2a) in their NHL debut. Nemeč's 22:28 TOI in his first career game ranked second in franchise history for players inking their NHL debut (S. Gomez 23:30, Oct. 2, 1999 @ ATL). The youngster earned his first career NHL goal on Dec. 7 at Seattle, which also marked the 22nd player in franchise history whose first career goal was also a game-winning goal. Nemeč's 105 blocks ranked first on New Jersey, which also ranked third for all rookie skaters. His 19:52 TOI ranked sixth for all NHL rookie skaters who played in 10, or more, games this season.

**Notes: Dec. 1 vs SJS:** Recalled from Utica (AHL) & logged NHL debut... 9th player in franchise history who earned a multi-PTS GP (0g-2a) in NHL debut... 22:38 TOI ranked 2nd in fran. history for players logging NHL debut (S. Gomez, 23:30, Oct. 2, 1999 @ ATL)... **Dec. 7 @ SEA:** Earned 1st career NHL goal, which was also a GWG... 22nd player in franchise history who earned 1st career goal that was also a GWG... **Dec. 27 vs CBJ:** Logged career/NJD season-high 7 blks... **Jan. 5 vs CHI:** Logged 2nd career multi-PTS GP (1g-1a)... Became 3rd Devils/Scout/Rockies D-man to record multiple multi-point GP as a teenager: Scott Niedermayer (6 GP) and Joe Cirella (2 GP)... became the third Devils/Scout/Rockies defenseman to record multiple multi-point games as a teenager. The others: Scott Niedermayer (6 GP) and Joe Cirella (2 GP).

**Jan. 15 @ BOS:** Logged career-high 25:26 TOI... **Jan. 22 vs VGK:** Earned 3rd career multi-PTS GP (0g-2a)... **Mar. 5 vs FLA:** 1st time in career healthy scratch... **Mar. 7 vs STL:** Returned to lineup (17:34 TOI)... **Mar. 11 @ NYR:** Earned 3rd career goal & snapped a 26-game drought... **Mar. 14 @ DAL:** PTS in consec. GP (1g-1a) for the 3rd time in '23-24/career... **Apr. 11 @ TOR:** Logged 1st career fight (M. Domi)

## CAREER HIGHLIGHTS

**First NHL:** | **GP:** 12/1/23, vs SJS, 22:38 TOI | **Point:** 12/1/23, vs SJS, 2A | **Goal:** 12/7/23, @ SEA | **PPG:** TBD

**Most In A Game:** | **Goals:** 1G, 3x, last: 3/11/24, @ NYR | **Assists:** 2A, twice, last: 1/22/24, vs VGK | **Points:** 2 PTS, 3x, last: 1/22/24, vs VGK (0g-2a) | **Shots:** 4 SOG, 2/12/24, vs SEA | **Hits:** 2 hits, 5x, last: 3/16/24 @ ARI | **TOI:** 26:23 TOI, 4/3/24 @ NYR | **BLK:** 7, 12/27/24, vs CBJ

**Season Career-Highs:** | **GP:** 60, 2023-24 | **Goals:** 3G, 2023-24 | **Assists:** 16A, 2023-24 | **Points:** 19 PTS, 2023-24 | **Shots:** 73 SOG, 2023-24 | **Hits:** 22 hits, 2023-24 | **ATOI:** 19:52, 2023-24 | **BLK:** 105 BLK, 2023-24

**Longest Streak:** | **Goals:** TBD | **Assists:** 2 GP, twice, last: 1/27/24-2/6/24 (0g-2a) | **Points:** 2 GP, 3x, last: 3/11/24-3/14/24 (1g-1a)

**Milestones:** Earned first career NHL point in first career NHL game on 12/1/23 vs SJS | Earned first career NHL goal on 12/7/23 at SEA



## VS. NHL

|     | GP | G | A | PTS | PIM |     | GP | G | A | PTS | PIM |     | GP | G | A | PTS | PIM |     |   |   |   |   |   |
|-----|----|---|---|-----|-----|-----|----|---|---|-----|-----|-----|----|---|---|-----|-----|-----|---|---|---|---|---|
| ANA | 2  | 0 | 0 | 0   | 0   | DAL | 2  | 0 | 1 | 1   | 2   | NJ  | -  | - | - | -   | -   | STL | 1 | 0 | 0 | 0 | 0 |
| BOS | 3  | 0 | 0 | 0   | 3   | DET | 1  | 0 | 0 | 0   | 0   | NYI | 2  | 0 | 1 | 1   | 2   | TB  | 3 | 0 | 1 | 1 | 4 |
| BUF | 1  | 0 | 0 | 0   | 0   | EDM | 2  | 0 | 1 | 1   | 2   | NYR | 3  | 1 | 0 | 1   | 2   | TOR | 3 | 0 | 0 | 0 | 9 |
| CGY | 2  | 0 | 0 | 0   | 0   | FLA | 1  | 0 | 1 | 1   | 0   | OTT | 3  | 0 | 0 | 0   | 0   | UTA | - | - | - | - | - |
| CAR | 3  | 0 | 0 | 0   | 4   | LA  | 2  | 0 | 0 | 0   | 0   | PHI | 3  | 0 | 0 | 0   | 2   | VAN | 2 | 0 | 0 | 0 | 0 |
| CHI | 1  | 1 | 1 | 2   | 0   | MIN | -  | - | - | -   | -   | PIT | 2  | 0 | 0 | 0   | 0   | VGK | 2 | 0 | 2 | 2 | 0 |
| COL | 1  | 0 | 1 | 1   | 2   | MTL | 2  | 0 | 2 | 2   | 0   | SJ  | 2  | 0 | 2 | 2   | 0   | WSH | 2 | 0 | 1 | 1 | 0 |
| CBJ | 3  | 0 | 2 | 2   | 0   | NSH | 2  | 0 | 0 | 0   | 2   | SEA | 2  | 1 | 0 | 1   | 0   | WPG | 1 | 0 | 0 | 0 | 2 |

## CAREER STATS

| YEAR                 | TEAM      | LEAGUE   | REGULAR SEASON |          |           |           |           |           |          |          |          |          |           | PLAYOFFS |          |          |          |          |          |   |
|----------------------|-----------|----------|----------------|----------|-----------|-----------|-----------|-----------|----------|----------|----------|----------|-----------|----------|----------|----------|----------|----------|----------|---|
|                      |           |          | GP             | G        | A         | PTS       | +/-       | PIM       | PP       | SH       | GW       | GT       | S         | GP       | G        | A        | PTS      | PIM      |          |   |
| 2019-20              | Nitra MHC | Slovak   | 12             | 0        | 3         | 3         |           | 0         | -        | -        | -        | -        | -         | -        | -        | -        | -        | -        | -        | - |
| 2020-21              | Nitra MHC | Slovak   | 37             | 2        | 17        | 19        |           | 12        | -        | -        | -        | -        | -         | -        | -        | -        | -        | -        | -        | - |
|                      | Slovakia  | U20 WJC  | 5              | 0        | 4         | 4         |           | 2         | -        | -        | -        | -        | -         | -        | -        | -        | -        | -        | -        |   |
| 2021-22              | Nitra MHC | Slovak   | 39             | 1        | 25        | 26        |           | 20        | -        | -        | -        | -        | -         | -        | -        | -        | -        | -        | -        |   |
|                      | Slovakia  | Olympics | 7              | 0        | 1         | 1         |           | 2         | -        | -        | -        | -        | -         | -        | -        | -        | -        | -        | -        |   |
| 2022-23              | Utica     | AHL      | 65             | 12       | 22        | 34        | 13        | 20        | 1        | 1        | 2        | -        | 138       | 6        | 1        | 3        | 4        | 0        |          |   |
|                      | Slovakia  | WJC      | 5              | 1        | 4         | 5         | -1        | 10        | -        | -        | -        | -        | -         | -        | -        | -        | -        | -        | -        |   |
| 2023-24              | Slovakia  | WC       | 5              | 0        | 0         | 0         | 2         | 4         | -        | -        | -        | -        | -         | -        | -        | -        | -        | -        | -        |   |
|                      | DEVILS    | NHL      | 60             | 3        | 16        | 19        | -7        | 33        | 0        | 0        | 1        | -        | 73        | -        | -        | -        | -        | -        | -        |   |
|                      | Utica     | AHL      | 13             | 2        | 6         | 8         | 1         | 6         | 0        | 0        | 0        | -        | 24        | -        | -        | -        | -        | -        | -        |   |
| <b>DEVILS TOTALS</b> |           |          | <b>60</b>      | <b>3</b> | <b>16</b> | <b>19</b> | <b>-7</b> | <b>33</b> | <b>0</b> | <b>0</b> | <b>1</b> | <b>-</b> | <b>73</b> | <b>-</b> | <b>-</b> | <b>-</b> | <b>-</b> | <b>-</b> | <b>-</b> |   |
| <b>NHL TOTALS</b>    |           |          | <b>60</b>      | <b>3</b> | <b>16</b> | <b>19</b> | <b>-7</b> | <b>33</b> | <b>0</b> | <b>0</b> | <b>1</b> | <b>-</b> | <b>73</b> | <b>-</b> | <b>-</b> | <b>-</b> | <b>-</b> | <b>-</b> | <b>-</b> |   |

## NOMINATIONS/AWARDS

2020-21, WJC Top 3 Player on Team, WC Most Points by U18 Junior | 2021-22, Olympic Bronze Medal with Slovakia, Hlinka Gretzky Cup MVP & Silver Medal


## THROUGH THE YEARS

**2022-23:** Nemeč played in his first professional season in North America with Utica (AHL) and his 34 points (12g-22a) ranked sixth on the team (2nd for defensemen). His plus/minus rating at +13 ranked second on Utica. He also served as team captain for Slovakia at the WJC & also represented Slovakia at the WC.

**2021-22:** Played in 39 games with HK Nitra in Slovakia and represented his native land at the Olympics (Bronze Medal, 1st ever Medal for Slovakia at OG) and WC. New Jersey selected Nemeč at No. 2 overall in the 2022 NHL Draft, which marked the highest a Slovakia-born defenseman ever was chosen.

**2020-21:** Played for HK Nitra in Slovakia, and represented native land at the WJC & WC.

**International:** Slovakia | 2020-21, WJC, 5 GP, 0g-4a; WC, 5 GP, 0g-1a | 2021-22, OG, 7 GP, 0g-1a, Bronze Medal; WC, 8 GP, 1g-5a | 2022-23, WJC, Captain, 5 GP, 1g-4a; WC, 5 GP, 0g-0a



# STEFAN NOESEN

11 | RIGHT WING



**NO. 11 | HT: 6'3" | WT: 205 LBS | SHOOTS: RIGHT | BORN: 9/1/1992, PARDUBICE, CZECH REPUBLIC**  
**DRAFT: UNDRAFTED**

## 2023-24

Noesen skated in his 10th NHL season and spent parts of the last three campaigns with Carolina. The forward recorded a career-high 81 games played, 14 goals and 37 points. His 23 assists tied a career-high that Noesen also earned in 2022-23. Noesen's 118 hits marked a career-high, which ranked third on Carolina in 2023-24. He earned four goals in the Stanley Cup Playoffs and recorded one game-winning goal.

## CAREER HIGHLIGHTS

**First NHL:** | **GP:** 4/3/15 vs COL, 6:54 TOI | **Point:** 12/7/16 vs CAR, 1G | **Assist:** 2/14/17 vs COL, @ BUF | **PPG:** 3/5/20 vs MIN

**Most In A Game:** | **Goals:** 2G, 3x, last: 1/27/20 vs ANA | **Assists:** 2A, 7x, last: 4/16/24 @ CBJ | **Points:** 2 PTS, 19x, last: 4/16/24 @ CBJ | **Shots:** 8 SOG, 2/17/20 vs FLA | **Hits:** 8 hits, 11/7/17 vs STL | **TOI:** 20:55 TOI, 3/19/19 vs WSH | **BLK:** 3 BLK, 7x, last: 3/9/24 @ NJD

**Season Career-Highs:** | **GP:** 81 GP, 2023-24 | **Goals:** 14G, 2022-24 | **Assists:** 23A, twice, last: 2023-24 | **Points:** 37 PTS, 2023-24 | **Shots:** 134 SOG, 2022-23 | **Hits:** 118, 2023-24 | **ATOI:** 13:17, 2017-18 (more than 10 GP) | **BLK:** 41 BLK, 2017-18

**Longest Streak:** | **Goals:** 2 GP, 5x, last: 12/7/23 to 12/9/23 (2g-0a) | **Assists:** 4 GP, 12/5/17 to 12/12/17 (1g-4a) | **Points:** 5 GP, 12/5/17 to 12/14/17 (2g-4a)

**Milestones:** Played in 100th career NHL game on 2/27/18 @ PIT | Played in 300th career game on 11/11/23 @ TBL | Earned 100th career point on 11/15/23 (1G) vs PHI

## PENALTY SHOTS

| DATE          | GOALIE/OPOSITION     | RESULT    | SCORE    |
|---------------|----------------------|-----------|----------|
| Dec. 15, 2022 | Philipp Grubauer/SEA | Converted | 3-2, CAR |





## VS. NHL

|     | GP | G | A | PTS | PIM |     | GP | G | A | PTS | PIM |     | GP | G | A | PTS | PIM |     |    |   |   |   |    |
|-----|----|---|---|-----|-----|-----|----|---|---|-----|-----|-----|----|---|---|-----|-----|-----|----|---|---|---|----|
| ANA | 9  | 5 | 2 | 7   | 2   | DAL | 11 | 1 | 0 | 1   | 4   | NJ  | 9  | 1 | 3 | 4   | 4   | STL | 11 | 2 | 0 | 2 | 2  |
| BOS | 12 | 1 | 2 | 3   | 4   | DET | 17 | 2 | 1 | 3   | 12  | NYI | 16 | 2 | 6 | 8   | 8   | TB  | 12 | 3 | 2 | 5 | 2  |
| BUF | 11 | 3 | 2 | 5   | 10  | EDM | 8  | 2 | 1 | 3   | 4   | NYR | 14 | 1 | 2 | 3   | 0   | TOR | 12 | 3 | 1 | 4 | 19 |
| CGY | 10 | 1 | 2 | 3   | 18  | FLA | 12 | 1 | 0 | 1   | 6   | OTT | 13 | 0 | 3 | 3   | 6   | UTA | -  | - | - | - | -  |
| CAR | 8  | 4 | 0 | 4   | 4   | LA  | 10 | 0 | 3 | 3   | 6   | PHI | 18 | 3 | 2 | 5   | 16  | VAN | 9  | 2 | 1 | 3 | 0  |
| CHI | 7  | 0 | 2 | 2   | 0   | MIN | 9  | 4 | 3 | 7   | 0   | PIT | 16 | 3 | 5 | 8   | 18  | VGK | 8  | 2 | 0 | 2 | 0  |
| COL | 16 | 1 | 3 | 4   | 2   | MTL | 13 | 3 | 2 | 5   | 0   | SJ  | 8  | 1 | 2 | 3   | 2   | WSH | 16 | 3 | 3 | 6 | 8  |
| CBJ | 17 | 1 | 5 | 6   | 4   | NSH | 6  | 1 | 2 | 3   | 0   | SEA | 4  | 1 | 4 | 5   | 6   | WPG | 10 | 1 | 4 | 5 | 9  |

## CAREER STATS

| YEAR              | TEAM                | LEAGUE | REGULAR SEASON |           |           |            |           |            |           |          |           |          |            |           |          | PLAYOFFS |           |           |   |
|-------------------|---------------------|--------|----------------|-----------|-----------|------------|-----------|------------|-----------|----------|-----------|----------|------------|-----------|----------|----------|-----------|-----------|---|
|                   |                     |        | GP             | G         | A         | PTS        | +/-       | PIM        | PP        | SH       | GW        | GT       | S          | GP        | G        | A        | PTS       | PIM       |   |
| 2013-14           | Norfolk             | AHL    | 2              | 0         | 0         | 0          | 0         | 0          | 4         | 0        | 0         | 0        | 0          | 6         | 4        | 0        | 4         | 4         | 4 |
| 2014-15           | Anaheim             | NHL    | 1              | 0         | 0         | 0          | 0         | 0          | 0         | 0        | 0         | 0        | 0          | 0         | -        | -        | -         | -         | - |
|                   | Norfolk             | AHL    | 27             | 7         | 9         | 16         | -5        | 27         | 2         | 0        | 3         | 0        | 79         | -         | -        | -        | -         | -         | - |
| 2015-16           | Anaheim             | NHL    | 1              | 0         | 0         | 0          | 0         | 0          | 0         | 0        | 0         | 0        | 0          | -         | -        | -        | -         | -         | - |
|                   | San Diego           | AHL    | 65             | 10        | 22        | 32         | -5        | 56         | 4         | 1        | 3         | 0        | 123        | 9         | 2        | 5        | 7         | 2         |   |
| 2016-17           | Anaheim             | NHL    | 12             | 2         | 0         | 2          | 2         | 2          | 0         | 0        | 0         | 0        | 12         | -         | -        | -        | -         | -         |   |
|                   | San Diego           | AHL    | 22             | 6         | 9         | 15         | 2         | 40         | 1         | 1        | 1         | 0        | 55         | -         | -        | -        | -         | -         |   |
| 2017-18           | DEVILS              | NHL    | 32             | 6         | 2         | 8          | 4         | 22         | 0         | 0        | 0         | 0        | 51         | -         | -        | -        | -         | -         |   |
|                   | DEVILS              | NHL    | 72             | 13        | 14        | 27         | 12        | 36         | 0         | 0        | 4         | 0        | 127        | 4         | 1        | 0        | 1         | 4         |   |
| 2018-19           | DEVILS              | NHL    | 41             | 3         | 5         | 8          | -19       | 28         | 0         | 0        | 0         | 0        | 64         | -         | -        | -        | -         | -         |   |
| 2019-20           | Pittsburgh          | NHL    | 6              | 1         | 0         | 1          | 0         | 0          | 0         | 0        | 0         | 0        | 6          | -         | -        | -        | -         | -         |   |
|                   | Wilkes/Barre Scran. | AHL    | 22             | 14        | 8         | 22         | 8         | 58         | 6         | 0        | 2         | 0        | 59         | -         | -        | -        | -         | -         |   |
| 2020-21           | San Jose            | NHL    | 34             | 6         | 2         | 8          | -1        | 32         | 1         | 0        | 2         | 0        | 59         | -         | -        | -        | -         | -         |   |
|                   | San Jose            | NHL    | 5              | 0         | 0         | 0          | 0         | 0          | 0         | 0        | 0         | 0        | 5          | -         | -        | -        | -         | -         |   |
| 2021-22           | Toronto             | AHL    | 12             | 2         | 4         | 6          | -2        | 23         | 0         | 0        | 0         | 0        | 32         | -         | -        | -        | -         | -         |   |
|                   | Toronto             | NHL    | 1              | 0         | 0         | 0          | 0         | 0          | 0         | 0        | 0         | 0        | 0          | -         | -        | -        | -         | -         |   |
| 2022-23           | Carolina            | AHL    | 4              | 1         | 2         | 3          | 1         | 9          | 0         | 0        | 0         | 0        | 6          | -         | -        | -        | -         | -         |   |
|                   | Carolina            | NHL    | 2              | 0         | 0         | 0          | 1         | 0          | 0         | 0        | 0         | 0        | 4          | -         | -        | -        | -         | -         |   |
| 2023-24           | Carolina            | AHL    | 70             | 48        | 37        | 85         | 35        | 112        | 13        | 4        | 13        | 0        | 254        | 18        | 9        | 16       | 25        | 18        |   |
|                   | Carolina            | NHL    | 78             | 13        | 23        | 36         | 11        | 32         | 7         | 0        | 4         | 0        | 134        | 15        | 4        | 4        | 8         | 11        |   |
| <b>NHL TOTALS</b> |                     |        | <b>366</b>     | <b>58</b> | <b>69</b> | <b>127</b> | <b>23</b> | <b>187</b> | <b>11</b> | <b>0</b> | <b>13</b> | <b>-</b> | <b>575</b> | <b>30</b> | <b>9</b> | <b>4</b> | <b>13</b> | <b>31</b> |   |

## NOMINATIONS/AWARDS

2021-22: Calder Cup Champion w/ CHI, Willie Marshall Award (AHL most goals, 48), AHL All-Star

## THROUGH THE YEARS

**2022-23:** Played in first full season with Carolina and recorded eight points in the playoffs (4g-4a). He recorded a career-high 134 shots.

**2021-22:** He spent most of the campaign with Carolina's AHL affiliate in Chicago and was an alternate captain. He led all AHL skaters with 48 goals and earned the Willie Marshall Award. He later helped Chicago win the Calder Cup Trophy, after Noesen tallied nine goals and 16 assists.

**2020-21:** He began the season with San Jose and was traded to Toronto on April 11, 2021, in a three-team trade involving Columbus. He played in one game at the NHL level with Toronto and four in the AHL with the Marlies.

**2019-20:** He signed with Pittsburgh in December and was placed on waivers 17 days later. He was claimed by San Jose and played in 34 games with the team.

**International:** N/A



# ONDREJ PALAT

18 | LEFT WING



**NO. 18 | HT: 6'0" | WT: 194 LBS | SHOOTS: LEFT | BORN: FRYDEK-MISTEK, CZECH REPUBLIC**  
**DRAFT: TAMPA'S SIXTH SELECTION, SEVENTH ROUND, 208TH OVERALL IN 2011 NHL DRAFT**

## 2023-24

Palat played in his second season with New Jersey and earned his 300th career assist on Nov. 14, 2023, at Winnipeg. Palat became one of 27 Czechia natives all-time who earned 300 assists. Palat then played in his 700th career NHL game on Dec. 5, 2023, vs Vancouver, and became the 41st Czechia native who reached the milestone. Palat was also named an alternate captain for consecutive seasons.

**Notes: Nov. 14 @ WPG:** Earned 300th career assist... 1 of 27 Czechia natives who earned 300 career assists.  
**Nov. 16 @ PIT:** Earned PTS in consec. GP for the 1st time in '23-24 (0g-2a)...**Nov. 18 vs NYR:** Earned 1st goal & PPG for '23-24...Ext. PTs streak to 3 GP (1g-2a)... Dec. 1 vs SJS: Played in 699th career GP w/ his 3rd goal for '23/24...Season-high 6 SOG (Most since joining NJD)... **Dec. 5 @ VAN:** Played in 700th career NHL GP... 41st Czechia native to play in 700, or more, NHL GP

**Jan. 3 @ WSH:** DNP (lower-body inj)... Missed 1st GP for '23-24... **Jan. 24:** Practiced w/ team.. **Jan. 25 @ CAR:** Returned to lineup after missing 10 GP... **Jan. 27 @ TBL:** Recorded 2nd multi-PTS GP for '23-24 (1g-1a)... **Feb. 8 vs CGY:** Ext. PTS streak to 3 GP (3g-2a) ... Earned 1st multi-goal GP for '23-24... **Feb. 17 vs PHI:** 4th multi-PTS GP for '23-24 (0g-2a)... **Mar. 5 vs FLA:** DNP, lower-body inj.... **Mar. 7 vs STL:** Earned 5th multi-PTS GP for '23-24 (0g-2a)... **Mar. 19 vs PIT:** 6th multi-PTS GP (0g-2a)... **Apr. 6 @ OTT:** Goals in consec. GP for the 1st time in '23-24.

## CAREER HIGHLIGHTS

**First NHL:** | GP: 3/4/13 @ PIT, 9:28 TOI | **Point:** 3/4/13 @ PIT, 1A | **Goal:** 3/16/13 vs CAR | **PPG:** 2/8/14 vs DET

**Most In A Game:** | **Goals:** 2G, 18 times, last: 2/8/24, vs CGY | **Assists:** 3A, 7 times, last: 4/29/22 @ NYI | **Points:** 4 PTS (1g-3a) 12/31/14 @ BUF | **Shots:** 8, 3/25/16 vs NYI | **Hits:** 9 hits, 12/5/13 vs OTT | **TOI:** 26:16 TOI, 3/18/17 vs WSH | **BLK:** 6 BLK, 4/7/17 @ MTL

**Season Career-Highs:** | **GP:** 81, 2013-14 | **Goals:** 23G, 2013-14 | **Assists:** 47A, 2014-15 | **Points:** 63 PTS, 2014-15 | **Shots:** 165 SOG, 2013-14 | **Hits:** 146 hits, 2013-14 | **ATOI:** 19:07, 2016-17 | **BLK:** 66 BLK, 2016-17

**Longest Streak:** | **Goals:** 4 GP, 1/4/22 to 1/11/22 | **Assists:** 5 GP, 3 times, 3/5/21 to 3/13/21 | **Points:** 8 GP, 12/23/13 to 1/9/14 (4g-6a)

**Milestones:** Played in 100th career NHL game on 10/18/2014 @ VAN | Played in 300th career game on 3/27/2017 vs CHI | Played in 500th career game on 1/23/21 @ CBJ | Played in 600th career game on 3/4/22 vs DET | Recorded 100th career point on | Earned 100th career goal on 11/23/2019 vs ANA | Earned 100th career point on 2/5/2015 @ DAL (1A) | Recorded 400th career point on 1/5/22 | Earned 100th career playoff point on 5/1/23 vs NYR | Earned 300th career assist on 11/14/23 @ WPG | Played in 700th career NHL game on 12/5/23 vs VAN

## PENALTY SHOTS

| DATE      | GOALIE/OPOSITION   | RESULT  | SCORE    |
|-----------|--------------------|---------|----------|
| 3/31/2016 | Mike Condon vs MTL | STOPPED | 3-0, MTL |

## PERSONAL

Ondrej & his wife Barbora have one daughter named Aldeka....They have one dog named Snowy...He enjoys playing tennis in the offseason & also played soccer growing up...One fun thing he wouldn't be able to live without is pasta...If he wasn't an NHL player he'd want to be a chef or soccer player...His favorite show is Yellowstone...His favorite subject in school was geography.



## VS. NHL

| GP  | G  | A  | PTS | PIM | GP | G   | A  | PTS | PIM | GP | G  | A   | PTS | PIM | GP | G  | A | PTS | PIM |    |    |    |    |
|-----|----|----|-----|-----|----|-----|----|-----|-----|----|----|-----|-----|-----|----|----|---|-----|-----|----|----|----|----|
| ANA | 15 | 3  | 3   | 6   | 4  | DAL | 24 | 7   | 18  | 25 | 2  | NJ  | 22  | 5   | 11 | 16 | 8 | STL | 19  | 1  | 3  | 4  | 6  |
| BOS | 34 | 5  | 12  | 17  | 8  | DET | 42 | 8   | 21  | 29 | 23 | NYI | 29  | 4   | 15 | 19 | 6 | TB  | 5   | 1  | 1  | 2  | 2  |
| BUF | 34 | 11 | 16  | 27  | 23 | EDM | 13 | 5   | 4   | 9  | 2  | NYR | 26  | 5   | 8  | 13 | 6 | TOR | 34  | 12 | 11 | 23 | 6  |
| CGY | 14 | 8  | 3   | 11  | 4  | FLA | 39 | 9   | 17  | 26 | 22 | OTT | 32  | 5   | 19 | 24 | 8 | UTA | -   | -  | -  | -  | -  |
| CAR | 37 | 7  | 14  | 21  | 10 | LA  | 15 | 1   | 5   | 6  | 4  | PHI | 25  | 4   | 9  | 13 | 4 | VAN | 12  | 4  | 5  | 9  | 2  |
| CHI | 24 | 5  | 11  | 16  | 8  | MIN | 20 | 0   | 7   | 7  | 0  | PIT | 29  | 5   | 15 | 20 | 6 | VGK | 11  | 2  | 4  | 6  | 4  |
| COL | 19 | 5  | 9   | 14  | 8  | MTL | 32 | 6   | 16  | 22 | 10 | SJ  | 18  | 3   | 7  | 10 | 6 | WSH | 23  | 3  | 6  | 9  | 12 |
| CBJ | 33 | 11 | 12  | 23  | 14 | NSH | 24 | 4   | 11  | 15 | 6  | SEA | 6   | 1   | 5  | 6  | 2 | WPG | 20  | 5  | 11 | 16 | 6  |

## CAREER STATS

| YEAR                 | TEAM           | LEAGUE | REGULAR SEASON |            |            |            |            |            |           |          |           |          |             |            |           | PLAYOFFS  |            |           |  |  |
|----------------------|----------------|--------|----------------|------------|------------|------------|------------|------------|-----------|----------|-----------|----------|-------------|------------|-----------|-----------|------------|-----------|--|--|
|                      |                |        | GP             | G          | A          | PTS        | +/-        | PIM        | PP        | SH       | GW        | GT       | S           | GP         | G         | A         | PTS        | PIM       |  |  |
| 2012-13              | Tampa          | NHL    | 14             | 2          | 2          | 4          | 5          | 0          | 0         | 0        | 1         | -        | 16          | 3          | 2         | 1         | 3          | 0         |  |  |
|                      | Syracuse       | AHL    | 56             | 13         | 39         | 52         | 32         | 20         | 3         | 1        | 4         | -        | 143         | 18         | 7         | 19        | 26         | 12        |  |  |
| 2013-14              | Tampa          | NHL    | 81             | 23         | 26         | 59         | 32         | 20         | 3         | 2        | 3         | -        | 165         | 3          | 2         | 1         | 3          | 0         |  |  |
|                      | Czech Republic | OG     | 4              | 0          | 0          | 0          | 0          | 0          | -         | -        | -         | -        | -           | -          | -         | -         | -          | -         |  |  |
| 2014-15              | Tampa          | NHL    | 75             | 16         | 47         | 63         | 31         | 24         | 3         | 1        | 5         | -        | 139         | 26         | 8         | 8         | 16         | 12        |  |  |
| 2015-16              | Tampa          | NHL    | 62             | 16         | 24         | 40         | 10         | 20         | 1         | 2        | 4         | -        | 117         | 17         | 4         | 6         | 10         | 14        |  |  |
| 2016-17              | Tampa          | NHL    | 75             | 17         | 35         | 52         | 8          | 39         | 5         | 0        | 3         | -        | 162         | -          | -         | -         | -          | -         |  |  |
| 2017-18              | Tampa          | NHL    | 56             | 11         | 24         | 35         | 16         | 6          | 4         | 1        | 0         | -        | 109         | 17         | 6         | 6         | 12         | 2         |  |  |
| 2018-19              | Tampa          | NHL    | 64             | 8          | 26         | 34         | 4          | 20         | 2         | 0        | 1         | -        | 100         | 4          | 1         | 0         | 1          | 2         |  |  |
|                      | Czech Republic | WC     | 10             | 1          | 1          | 2          | 1          | 6          | -         | -        | -         | -        | -           | -          | -         | -         | -          | -         |  |  |
| 2019-20              | Tampa          | NHL    | 69             | 17         | 24         | 41         | 22         | 25         | 4         | 1        | 2         | -        | 128         | 25         | 11        | 7         | 18         | 10        |  |  |
| 2020-21              | Tampa          | NHL    | 55             | 15         | 31         | 46         | 1          | 46         | 8         | 7        | 6         | -        | 111         | 23         | 5         | 8         | 13         | 10        |  |  |
| 2021-22              | Tampa          | NHL    | 77             | 18         | 31         | 49         | 15         | 20         | 1         | 0        | 5         | -        | 143         | 23         | 11        | 10        | 21         | 10        |  |  |
| 2022-23              | DEVILS         | NHL    | 49             | 8          | 15         | 23         | 5          | 6          | 1         | 0        | 1         | -        | 79          | 12         | 3         | 4         | 7          | 6         |  |  |
| 2023-24              | DEVILS         | NHL    | 71             | 11         | 20         | 31         | -9         | 37         | 1         | 0        | 0         | -        | 108         | -          | -         | -         | -          | -         |  |  |
| <b>DEVILS TOTALS</b> |                |        | <b>120</b>     | <b>19</b>  | <b>35</b>  | <b>54</b>  | <b>-4</b>  | <b>43</b>  | <b>2</b>  | <b>0</b> | <b>1</b>  | <b>-</b> | <b>187</b>  | <b>12</b>  | <b>3</b>  | <b>4</b>  | <b>7</b>   | <b>6</b>  |  |  |
| <b>NHL TOTALS</b>    |                |        | <b>748</b>     | <b>162</b> | <b>315</b> | <b>477</b> | <b>143</b> | <b>240</b> | <b>32</b> | <b>7</b> | <b>31</b> | <b>-</b> | <b>1377</b> | <b>150</b> | <b>51</b> | <b>50</b> | <b>101</b> | <b>66</b> |  |  |

## NOMINATIONS/AWARDS

2007-08 U18 WJC (D1) Gold Medal | 2008-09 Czechia U20 Champion | 2011-12 Calder Cup Champion | 2013-14 NHL All-Rookie Team, Calder Trophy Finalist | 2019-20 Stanley Cup Champion | 2020-21 Stanley Cup Champion

## THROUGH THE YEARS

**2022-23:** Oct. 13 @ PHI: Dressed in 1st NJD game...Oct. 18 vs ANA: Earned 1st career goal w/ NJD...Oct. 20 vs NYI: 1st multi-goal game w/ NJD & 1st GWG w/ NJD...Oct. 25 @ DET: Missed game, lower-body inj...Oct. 29: Placed on I.R., lower-body inj. ...Dec. 27: Practiced w/ team for 1st time since late Oct. ...Jan. 5: Activated off I.R. & returned to lineup...Jan. 5 vs STL: Played in 14:24 TOI in return to lineup since inj.

Jan. 14 @ LAK: Earned 1st PTS (1a) since returning from inj. ...Jan. 19 @SEA: Ext. PTS/assist streak to 3 GP (0g-3a)...Jan. 24 vs VGK: Scored 1st goal since returning from inj. ...Feb. 6 vs VAN: Logged second multi-goal GP for '22-2, Scored two goals in 0:28 in 2nd per., which ranks 5th fastest 2 goals scored by one player in fran. history... Feb. 8 vs SEA: Logged multi-asst. GP, 1st time since 12/30/21-12/31 W/ TBL that he recorded consec. multi-point GP

Feb. 16 @ STL: 4 GP PTS streak ended (2g-4a), 4 GP PTS streak (2/6-2/14)...Mar. 7 vs TOR: 1st PPG for '22-23, 1st 3 PTS GP w/ NJ (1g-2a), Left game in 2nd after high-stick, but returned

**2022-23 Stanley Cup Playoffs:** May 1 v NYR: Logged 2 assists in Game 7 ...April 27 vs NYR: Opened the scoring 0:39 into the game, which marked the 5th fastest SCP goal scored from the start of a game in franchise history - also stood as the GWG in a 4-0 win... May 7 v CAR: Earned 100th career NHL point in the SCP (1g-1a).

**2021-22:** Completed 10th season with Tampa and ended his tenure in Tampa with 423 career PTS (143g-280a) in 628 GP...His five GWG ranked third on Tampa in 2021-22...His two overtime goals were tied for second on TBL...Playoffs: Tallied a career-high 21 PTS (11g-10a), which ranked second on TBL...His three GWG led TBL.

**2020-21:** Played in ninth season with TBL...Helped the team win back-to-back Stanley Cup championships... Finished with a positive plus/minus rating for the ninth consecutive season.

**2019-20:** Played in 69 games...Finished with a plus/minus rating of +25, which ranked fourth on TBL... Playoffs: Helped TBL win its second Stanley Cup title & first since 2003-04...Tallied 11 goals in the team's final 16 postseason games...Scored OT winner on 8/25 vs BOS, 4:40 into OT 1, 4-3 W.

**2018-19:** Played in seventh season with TBL/NHL...Logged 20 PIM, which was the fewest recorded by any TBL forward who played in 60-plus games.

**International:** Czech Republic | 2007-08, U18 WJC (D1), 5 GP, 6g-2a-8PTS, won Gold Medal | 2008-09, U18 WJC, 6 GP, 1g-0a-1PTS | 2010-11, U20 WJC, 6 GP, 2g-1a-3PTS | 2013-14, OG, 4 GP 0g-0a | 2016-17, WCUP, 3 GP 0g-1a-1PTS | 2018-19, WC, 10 GP, 1g-1a-1PTS | 2023-24 WC ---



# BRETT PESCE

22 | DEFENSEMAN



**NO. 22 | HT: 6'3" | WT: 206 LBS | SHOOTS: RIGHT | BORN: 11/15/94, TARRYTOWN, NEW YORK**  
**DRAFT: CAROLINA'S SECOND CHOICE (THIRD ROUND) 66TH OVERALL IN 2013 NHL DRAFT**

## 2023-24

Pesce skated in his ninth NHL season with Carolina and earned a career-high 25 assists and 30 points. His 113 blocks ranked second on Carolina, while his 20:17 ATOI ranked fourth on the team. He played in his 560th career game at Anaheim on Oct. 15, 2023, which passed Justin Faulk for the third-most games played by any blueliner in team history. He later played in his 600th career at Arizona on Feb. 16, 2024, while his 627 career games played rank third for all blueliners in Carolina's franchise history.

## CAREER HIGHLIGHTS

**First NHL:** | **GP:** 10/24/15 @ SJS, 16:58 TOI | **Point:** 10/30/15 vs COL, 1A | **Goal:** 11/22/15 vs LAK | **PPG:** 1/14//16 @ STL

**Most In A Game:** | **Goals:** 2G, twice, last: 1/13/24 vs PIT | **Assists:** 2A, 18x, last: 2/29/24 @ CBJ | **Points:** 2 PTS, 26x, last: 2/29/24 @ CBJ | **Shots:** 7 SOG, 3x, last: 4/1/23 @ MTL | **Hits:** 4 hits, 5x, last: 10/24/19 @ CBJ | **TOI:** 28:18 4/22/21 @ FLA | **BLK:** 6 BLK, 3x, last: 10/5/19 @ WSH

**Season Career-Highs:** | **GP:** 82 GP, twice, last: 2022-23 | **Goals:** 7G, twice, last: 2021-22 | **Assists:** 25A, 2022-23 | **Points:** 30 PTS, 2022-23 | **Shots:** 148 SOG, 2021-22 | **Hits:** 57, twice, last: 2017-18 | **ATOI:** 22:48 ATOI, 2020-21 | **BLK:** 148 BLK, 2016-17

**Longest Streak:** | **Goals:** 2 GP, 4x, last: 11/26/22 to 11/29/22 (2g-1a) | **Assists:** 4 GP, 1/31/21 to 2/7/21 (1g-4a) | **Points:** 4 GP, twice, last: 11/26/21 to 12/18/21 (1g-3a)

**Milestones:** Played in 100th career NHL game on 12/17/16 vs BUF | Played in 300th career NHL game on 10/26/19 | Played in 600th career NHL game on 2/16/24 @ ARI | Earned 100th career NHL point (1a) on 1/19/20 vs NYI



## VS. NHL

| GP  | G  | A | PTS | PIM | GP | G   | A  | PTS | PIM | GP | G  | A   | PTS | PIM | GP | G  | A  | PTS | PIM |   |   |   |    |
|-----|----|---|-----|-----|----|-----|----|-----|-----|----|----|-----|-----|-----|----|----|----|-----|-----|---|---|---|----|
| ANA | 15 | 2 | 3   | 5   | 4  | DAL | 22 | 0   | 8   | 8  | 30 | NJ  | 27  | 2   | 8  | 10 | 12 | STL | 13  | 2 | 6 | 8 | 2  |
| BOS | 22 | 1 | 5   | 6   | 6  | DET | 28 | 0   | 6   | 6  | 8  | NYI | 28  | 2   | 6  | 8  | 12 | TB  | 29  | 2 | 5 | 7 | 20 |
| BUF | 20 | 0 | 9   | 9   | 2  | EDM | 15 | 0   | 1   | 1  | 4  | NYR | 29  | 1   | 5  | 6  | 6  | TOR | 22  | 0 | 3 | 3 | 16 |
| CGY | 12 | 1 | 2   | 3   | 4  | FLA | 27 | 4   | 7   | 11 | 16 | OTT | 20  | 1   | 3  | 4  | 6  | UTA | -   | - | - | - | -  |
| CAR | 0  | 0 | 0   | 0   | 0  | LA  | 14 | 2   | 4   | 6  | 2  | PHI | 29  | 2   | 11 | 13 | 4  | VAN | 14  | 2 | 3 | 5 | 2  |
| CHI | 23 | 0 | 6   | 6   | 8  | MIN | 16 | 2   | 2   | 4  | 6  | PIT | 27  | 5   | 5  | 10 | 6  | VGK | 10  | 1 | 1 | 2 | 2  |
| COL | 11 | 0 | 4   | 4   | 0  | MTL | 21 | 1   | 12  | 13 | 6  | SJ  | 15  | 1   | 3  | 4  | 4  | WSH | 27  | 1 | 3 | 4 | 8  |
| CBJ | 36 | 3 | 13  | 16  | 14 | NSH | 22 | 0   | 9   | 9  | 4  | SEA | 5   | 0   | 1  | 1  | 0  | WPG | 14  | 0 | 1 | 1 | 7  |

## CAREER STATS

| YEAR              | TEAM                | LEAGUE | REGULAR SEASON |           |            |            |           |            |          |          |           |          |            |           |          | PLAYOFFS  |           |           |   |   |   |   |   |
|-------------------|---------------------|--------|----------------|-----------|------------|------------|-----------|------------|----------|----------|-----------|----------|------------|-----------|----------|-----------|-----------|-----------|---|---|---|---|---|
|                   |                     |        | GP             | G         | A          | PTS        | +/-       | PIM        | PP       | SH       | GW        | GT       | S          | GP        | G        | A         | PTS       | PIM       |   |   |   |   |   |
| 2012-13           | Univ. New Hampshire | NCAA   | 38             | 1         | 5          | 6          | 6         | 10         | 0        | 0        | 0         | -        | -          | -         | -        | -         | -         | -         | - | - | - | - | - |
| 2013-14           | Univ. New Hampshire | NCAA   | 41             | 7         | 14         | 21         | -4        | 6          | 5        | 0        | 1         | -        | -          | -         | -        | -         | -         | -         | - | - | - | - | - |
| 2014-15           | Univ. New Hampshire | NCAA   | 31             | 3         | 13         | 16         | 10        | 32         | 1        | 0        | 1         | -        | -          | -         | -        | -         | -         | -         | - | - | - | - | - |
|                   | Charlotte           | AHL    | 4              | 0         | 1          | 1          | 2         | 6          | 0        | 0        | 0         | -        | 6          | -         | -        | -         | -         | -         | - | - | - | - | - |
| 2015-16           | Carolina            | NHL    | 69             | 4         | 12         | 16         | -7        | 16         | 1        | 0        | 1         | -        | 85         | -         | -        | -         | -         | -         | - | - | - | - | - |
|                   | Charlotte           | AHL    | 3              | 1         | 2          | 3          | -3        | 0          | 0        | 0        | -         | 8        | -          | -         | -        | -         | -         | -         | - | - | - | - | - |
| 2016-17           | Carolina            | NHL    | 82             | 2         | 18         | 20         | 23        | 20         | 0        | 0        | 0         | -        | 109        | -         | -        | -         | -         | -         | - | - | - | - | - |
| 2017-18           | Carolina            | NHL    | 65             | 3         | 16         | 19         | -6        | 18         | 0        | 0        | 1         | -        | 88         | -         | -        | -         | -         | -         | - | - | - | - | - |
| 2018-19           | Carolina            | NHL    | 73             | 7         | 22         | 29         | 35        | 24         | 0        | 0        | 2         | -        | 98         | 15        | 0        | 6         | 6         | 0         | - | - | - | - | - |
| 2019-20           | Carolina            | NHL    | 61             | 4         | 14         | 18         | 7         | 27         | 0        | 0        | 0         | -        | 222        | -         | -        | -         | -         | -         | - | - | - | - | - |
| 2020-21           | Carolina            | NHL    | 55             | 4         | 21         | 25         | 14        | 20         | 1        | 0        | 0         | -        | 231        | 11        | 2        | 3         | 5         | 2         | - | - | - | - | - |
| 2021-22           | Carolina            | NHL    | 70             | 7         | 21         | 28         | 5         | 39         | 1        | 0        | 3         | -        | 148        | 14        | 1        | 2         | 3         | 6         | - | - | - | - | - |
| 2022-23           | Carolina            | NHL    | 82             | 5         | 25         | 30         | 11        | 43         | 1        | 0        | 2         | -        | 144        | 15        | 2        | 4         | 6         | 12        | - | - | - | - | - |
| 2023-24           | Carolina            | NHL    | 70             | 3         | 10         | 13         | 10        | 20         | 0        | 0        | 1         | -        | 107        | 2         | 0        | 1         | 1         | 2         | - | - | - | - | - |
| <b>NHL TOTALS</b> |                     |        | <b>627</b>     | <b>39</b> | <b>159</b> | <b>198</b> | <b>92</b> | <b>227</b> | <b>4</b> | <b>0</b> | <b>10</b> | <b>-</b> | <b>972</b> | <b>57</b> | <b>5</b> | <b>16</b> | <b>21</b> | <b>22</b> |   |   |   |   |   |

## THROUGH THE YEARS


**2022-23:** Played in 82 games for the second time in his career with Carolina, which tied a career-high set in 2016-17. Pesce recorded a career-high 30 points (5g-25a) and 43 PIM. His 22:01 ATOI ranked second on Carolina, while his 110 blocks led all Carolina skaters.

**2021-22:** He tied a career-high seven goals, which was first earned in 2018-19. He also earned a career-high three game-winning goals. Pesce's 21:42 ATOI ranked second for all Carolina Skaters.

**2020-21:** Skated in sixth NHL season and with Carolina. He earned his second-career power-play goal and logged a career-high 22:48 ATOI.

**2019-20:** He played in his fifth NHL season with Carolina. He was a teammate of current Devils forward Erik Haula and blueliner Dougie Hamilton.

**International:** N/A



# JONAS SIEGENTHALER

71 | DEFENSEMAN



**NO. 71 | HT: 6'3" | WT: 218 LBS | SHOOTS: LEFT | BORN: 5/6/1997, ZURICH, SWITZERLAND**  
**DRAFT: WASHINGTON'S SECOND CHOICE, SECOND ROUND (57TH OVERALL), 2015 NHL DRAFT**

## 2023-24

Siegenthaler completed his fourth season with New Jersey and logged a career-high 26:55 TOI in a game played on Dec. 5, 2023, at Vancouver. The blueliner suffered a broken foot on Jan. 6, 2024, vs Vancouver and was placed on the I.R. on Jan. 9. He was then activated off the I.R. on Feb. 20, and played in his 200th career game with the Devils on Feb. 25 vs Tampa. He later tied a career-high seven hits in a single game via Apr. 3 at the NY Rangers.

**Notes: Oct. 12 vs DET:** Earned 1st career 3 assist GP... 3rd career 3 PTS GP... **Nov. 18 vs NYR:** Snapped 15-game drought w/o a PTS (0g-1a)... **Dec. 5 @ VAN:** Logged career-high 26:55 TOI... **Dec. 7 @ SEA:** Logged 22:27 TOI... Led team in TOI in consec. GP... **Dec. 21 vs EDM:** Scored 1st goal of '23-24 & 1st reg. season goal since Apr. 2023... **Jan. 6 vs VAN:** Left game early (lower-body inj) -Suffered broken foot... **Jan. 9: Placed on I.R.**... **Feb. 20 @ WSH:** Activated off I.R. (lower-body inj) -Returned to lineup (18:50 TOI)... **Feb. 25 vs TBL:** Played in 200 career NJD GP

**Mar. 11 @ NYR:** Left game in 2nd per. & DNR for 3rd period (suffered hit & injury)... **Mar. 14 @ DAL:** DND (upper-body inj./concussion)... **Apr. 2 vs PIT:** Returned to lineup... **Apr. 3 @ NYR:** Tied career-high 7 hits in a GP.

## CAREER HIGHLIGHTS

**First NHL:** | GP: 11/9/2018 vs CBJ, 12:13 TOI | **Point:** 12/14/2018 @ CAR, 1A | **Goal:** 11/9/2019 vs VGK

**Most In A Game:** | **Goals:** 1G, 8 times, last: 12/21/23, vs EDM | **Assists:** 3A, 10/12/23, vs DET | **Points:** 3 PTS, 3x, last: 10/12/23, vs DET (0g-3a) | **Shots:** 5 SOG, 2/10/22 @ STL | **Hits:** 7 hits, twice, last: 4/3/24, @ NYR | **TOI:** 26:55, 12/5/23, @ VAN | **BLK:** 7 blocks, 1/15/19 @ NSH

**Season Career-Highs:** | **GP:** 80, 2022-23 | **Goals:** 4G, 2022-23 | **Assists:** 17A, 2022-23 | **Points:** 21 PTS, 2022-23 | **Shots:** 92 SOG, 2021-22 | **Hits:** 101 hits, 2022-23 | **ATOI:** 20:34, 2021-22 | **BLK:** 151 BLK, 2022-23

**Longest Streak:** | **Goals:** TBD | **Assists:** 3 GP (0g-4a), 12/6/22-12/12/22 | **Points:** 3 GP, 2x, last: 12/6/22-12/12/22 (0g-4a)

**Milestones:** Played in 100th career game on 4/17/2021 @ NYR | Played in 200th career NHL GP 12/3/22, vs PHI | Played in 200th career game with New Jersey on 2/25/24 vs TBL

## PERSONAL

Like numerous Devils players, Jonas' favorite TV show is Peaky Blinders...One of his biggest interests aside from hockey is cooking...He also grew up playing soccer & his favorite non-hockey team is Manchester City... His favorite actor is Liam Neeson & his favorite movie is "The Last Samurai".



## VS. NHL

| GP  | G  | A | PTS | PIM | GP | G   | A  | PTS | PIM | GP | G   | A   | PTS | PIM | GP | G | A   | PTS | PIM |   |   |   |    |
|-----|----|---|-----|-----|----|-----|----|-----|-----|----|-----|-----|-----|-----|----|---|-----|-----|-----|---|---|---|----|
| ANA | 8  | 0 | 1   | 1   | 4  | DAL | 6  | 0   | 1   | 1  | 4   | NJ  | 4   | 1   | 0  | 1 | 2   | STL | 7   | 0 | 1 | 1 | 4  |
| BOS | 14 | 0 | 2   | 2   | 6  | DET | 9  | 0   | 5   | 5  | 6   | NYI | 19  | 0   | 3  | 3 | 10  | TB  | 10  | 0 | 4 | 4 | 4  |
| BUF | 13 | 1 | 0   | 1   | 11 | EDM | 7  | 1   | 2   | 4  | NYR | 21  | 0   | 3   | 3  | 6 | TOR | 11  | 0   | 0 | 0 | 6 |    |
| CGY | 8  | 0 | 0   | 0   | 6  | FLA | 10 | 0   | 5   | 5  | 0   | OTT | 11  | 0   | 6  | 6 | 4   | UTA | -   | - | - | - | -  |
| CAR | 13 | 1 | 1   | 2   | 10 | LIN | 6  | 0   | 0   | 0  | 2   | PHI | 17  | 1   | 2  | 3 | 2   | VAN | 8   | 0 | 2 | 2 | 6  |
| CHI | 7  | 1 | 4   | 5   | 2  | MIN | 7  | 0   | 0   | 0  | 6   | PIT | 14  | 0   | 1  | 1 | 12  | VGK | 5   | 1 | 1 | 2 | 0  |
| COL | 6  | 0 | 1   | 1   | 4  | MTL | 10 | 0   | 0   | 0  | 2   | SJ  | 9   | 0   | 1  | 1 | 0   | WSH | 11  | 0 | 2 | 2 | 10 |
| CBJ | 15 | 1 | 0   | 1   | 15 | NSH | 9  | 0   | 0   | 0  | 2   | SEA | 4   | 0   | 1  | 1 | 5   | WPG | 6   | 0 | 0 | 0 | 4  |

## CAREER STATS

| YEAR          | TEAM                | LEAGUE      | REGULAR SEASON |   |    |     |     |     |    |    |    |     |    |    |   | PLAYOFFS |     |     |  |
|---------------|---------------------|-------------|----------------|---|----|-----|-----|-----|----|----|----|-----|----|----|---|----------|-----|-----|--|
|               |                     |             | GP             | G | A  | PTS | +/  | PIM | PP | SH | GW | GT  | S  | GP | G | A        | PTS | PIM |  |
| 2014-15       | ZSC Lions           | NLA         | 41             | 0 | 3  | 3   | 4   | 39  | -  | -  | -  | -   | 18 | 0  | 2 | 2        | 4   |     |  |
|               | GC Küssnacht Lions  | NLB         | 10             | 1 | 7  | 8   | -   | 10  | -  | -  | -  | -   | -  | -  | - | -        | -   |     |  |
|               | Switzerland U18     | WJC-18      | 7              | 0 | 4  | 4   | 2   | 20  | -  | -  | -  | -   | -  | -  | - | -        | -   |     |  |
| 2015-16       | Switzerland U20     | WJC-20      | 6              | 0 | 1  | 1   | 9   | 8   | -  | -  | -  | -   | -  | -  | - | -        | -   |     |  |
|               | GCK Lions U20       | Elite Jr. A | -              | - | -  | -   | -   | -   | -  | -  | -  | 1   | 1  | 0  | 1 | 2        |     |     |  |
|               | ZSC Lions           | NLA         | 40             | 3 | 5  | 1   | 16  | 28  | -  | -  | -  | -   | 4  | 0  | 0 | 0        | 2   |     |  |
| 2016-17       | Hershey Bears       | AHL         | 6              | 0 | 1  | 1   | -4  | 8   | -  | -  | -  | -   | -  | -  | - | -        | -   |     |  |
|               | Switzerland U20     | WJC-20      | 6              | 0 | 1  | 1   | -4  | 6   | -  | -  | -  | -   | -  | -  | - | -        | -   |     |  |
|               | ZSC Lions           | NLA         | 28             | 1 | 6  | 7   | 1   | 16  | -  | -  | -  | -   | 6  | 0  | 0 | 0        | 8   |     |  |
| 2017-18       | Hershey Bears       | AHL         | 7              | 0 | 0  | 0   | 2   | 2   | -  | -  | -  | -   | 5  | 0  | 0 | 0        | 2   |     |  |
|               | Switzerland U20     | WJC-20      | 5              | 1 | 5  | 6   | -1  | 2   | -  | -  | -  | -   | -  | -  | - | -        | -   |     |  |
|               | Hershey Bears       | AHL         | 75             | 6 | 6  | 12  | -20 | 61  | -  | -  | -  | -   | -  | -  | - | -        | -   |     |  |
| 2018-19       | Washington Capitals | NHL         | 26             | 0 | 4  | 4   | 6   | 10  | 0  | 0  | 0  | 12  | 4  | 0  | 0 | 0        | 2   |     |  |
|               | Hershey Bears       | AHL         | 34             | 2 | 4  | 6   | 3   | 30  | -  | -  | -  | -   | -  | -  | - | -        | -   |     |  |
| 2019-20       | Washington Capitals | NHL         | 64             | 2 | 7  | 9   | 11  | 43  | 0  | 0  | 1  | 49  | 7  | 0  | 0 | 0        | 0   |     |  |
|               | Washington Capitals | NHL         | 7              | 0 | 0  | 0   | -3  | 2   | 0  | 0  | 0  | 3   | -  | -  | - | -        | -   |     |  |
| 2020-21       | DEVLS               | NHL         | 8              | 0 | 0  | 0   | -6  | 2   | 0  | 0  | 0  | 4   | -  | -  | - | -        | -   |     |  |
|               | Switzerland         | WC          | 7              | 0 | 1  | 1   | 2   | 6   | -  | -  | -  | -   | -  | -  | - | -        | -   |     |  |
|               | DEVLS               | NHL         | 70             | 1 | 13 | 14  | -5  | 42  | 0  | 0  | 0  | 92  | -  | -  | - | -        | -   |     |  |
| 2022-23       | Switzerland         | WC          | 8              | 1 | 4  | 5   | 8   | 4   | -  | -  | -  | -   | -  | -  | - | -        | -   |     |  |
|               | DEVLS               | NHL         | 84             | 4 | 17 | 21  | 27  | 44  | 1  | 0  | 1  | 84  | 11 | 1  | 2 | 3        | 8   |     |  |
| 2023-24       | Switzerland         | WC          | 5              | 2 | 0  | 2   | 2   | 0   | -  | -  | -  | -   | -  | -  | - | -        | -   |     |  |
|               | DEVLS               | NHL         | 57             | 1 | 8  | 9   | -7  | 20  | 0  | 0  | 0  | 63  | -  | -  | - | -        | -   |     |  |
| DEVILS TOTALS |                     |             | 215            | 6 | 38 | 44  | 9   | 108 | 1  | 0  | 1  | 243 | 11 | 1  | 2 | 3        | 8   |     |  |
| NHL TOTALS    |                     |             | 312            | 8 | 49 | 57  | 23  | 163 | 1  | 0  | 2  | 307 | 22 | 1  | 2 | 3        | 10  |     |  |

## NOMINATIONS/AWARDS

2015-16 Swiss Cup Champion, ZSC Lions

## THROUGH THE YEARS

**2022-23:** Signed 5-year contract extension to begin in 2023-24, on 7/26/22...Oct. 30 vs CBJ: Earned 1st-career PPG, 3:46 into 3rd per...Nov. 28: Ranked 1st in the NHL w/ a +23 +/- rating...Dec. 3 @ PHI: Played in 200th career GP in NHL...Dec. 30 @ PIT: Logged career-high 26:53 TOI...Jan. 4 @ DET: Tied career-high +3 rating...Jan. 10 @ CAR: Snapped 31-GP drought w/o a goal...Tied career-high 2g in a season, & 14 PTS in a season...Feb. 25 v PHI: 2nd career 3-PTS game (1g-2a), Earned 2nd career GWG.

**2022-23 Stanley Cup Playoffs:** Apr. 22 @ NYR: Returned to lineup after scratched for Game 2 ...Apr. 24 @ NYR: Recorded 1st career SCP PTS (1g-1a) -Became 4th D-Man in franchise history who earned a GWG vs NYR in the playoffs ...May 3 @ CAR: Logged postseason career-high 7 hits.

**2021-22:** Completed first full season with NJD...Snapped a 94-game scoring drought, after netting his first goal w/ NJD on Feb. 25 @ CHI...Set career-highs in single season for GP (70), assists (13), points (14), shots (92), ATOI (20:34), hits (98) & blocks (106)...Logged career-high TOI 26:48 on Dec. 18 vs DET...Set career-high 3-game point streak on 12/20/21 to 12/23/21 (1g-2a-3PTS)...Logged a career-high 5 SOG on 2/10/22 @ STL...Earned a career-high 3 PTS (1g-2a) on 2/25/22 @ CHI...Shut down for remainder of the season on Apr. 9 w/ a broken hand...signed a 5-year contract extension set to begin in 2023-24, AAV \$3.4 million.

**2020-21:** Played in third NHL season...Skated in seven games with Washington...Acquired by New Jersey on Apr. 11 in exchange for a 2021 conditional third-round pick (ARI)...Made Devils debut on Apr. 13 vs NYR...Re-signed a two-year deal on July 9...Season-high 19:39 TOI with New Jersey on May 5, @ PHI.

**2019-20:** Second NHL season & with WSH...Set career highs in goals (2), assists (7) & points (9)...Was a +11.

**2018-19:** Skated in rookie NHL season...Made NHL debut Nov. 9, 2018, vs CBJ...Season-high 19:45 TOI on Jan. 15 @ NSH.

**2017-18:** Skated in third AHL season with Hershey...Logged 61 PIM.

**2016-2017:** Skated in 28 games & 6 playoff games for ZSC Lions (NLA)...Appeared in seven games for Hershey.

**International:** Switzerland | 2012-13 WJC-18, 5 GP, no points | 2013-14 WJC-18, 5 GP, 0g-1a-1PTS | 2014-15 WJC-18, 7 GP, 0g-4a-4PTS | 2015-16 WJC-20, 6 GP, 0g-1a-1PTS | 2016-17 WJC-20, 5 GP, 1g-5a-6PTS | 2020-21 WC, 7 GP, 0g-1a-1PTS | 2021-22 WC, 8 GP, 1g-4a-5PTS | 2022-23 WC, 5 GP, 2g-0a-2PTS | 2023-24 WC



# TOMAS TATAR

90 | LEFT WING



**NO. 90 | HT: 5'10" | WT: 173 LBS | SHOOTS: LEFT | BORN: 12/1/1990, ILAVA, CZECHOSLOVAKIA**  
**DRAFT: DETROIT'S SECOND CHOICE, SECOND ROUND (60TH OVERALL), 2009 NHL DRAFT**

## 2023-24

Tatar signed a one-year deal with the Colorado Avalanche during the 2023 offseason and played in 27 games. He was then traded to Seattle on Dec. 15, 2023, in exchange for a 2024 fifth-round draft pick. Tatar tallied 15 points (8g-7a) in 43 games with Seattle and chipped in two game-winning goals. He played in his 800th career NHL game on Nov. 22, 2023, against Vancouver, and became the 13th Slovakian native who played 800 regular-season games.

Tatar signed a one-year deal worth \$1.8 million with New Jersey on July 2nd, which marks his second stint with the team.

## CAREER HIGHLIGHTS

**First NHL:** | **GP:** 12/31/2010 vs NYI, 12:18 TOI | **Point:** 12/31/2010 vs NYI, 1G | **Assist:** 2/7/2013 @ STL

**Most In A Game:** | **Goals:** 3G, 12/17/16 vs ANA | **Assists:** 3A, 3x, last: 3/6/21 vs WPG | **Points:** 4 PTS, 11/15/19 @ WSH | **Shots:** 7 SOG, 3x, last: 1/5/23 vs STL | **Hits:** 6 hits, 12/2/17 @ MTL | **TOI:** 24:48 TOI, 2/24/24 vs MIN | **BLK:** 3, 8x, last: 12/23/23 @ ANA

**Season Career-Highs:** | **GP:** 82 GP, 4x, last: 2022-23 | **Goals:** 29G, 2014-15 | **Assists:** 39A, 2019-20 | **Points:** 61 PTS, 2019-20 | **Shots:** 211 SOG, 2014-15 | **Hits:** 92, 2016-17 | **ATOI:** 17:17 ATOI, 2016-17 | **BLK:** 30 BLK, twice, last: 2022-23

**Longest Streak:** | **Goals:** 4 GP, 2x, last: 12/10/19 to 12/17/19 (4g-1a) | **Assists:** 5 GP, 10/30/22 to 11/8/22 (0g-6a) | **Points:** 5 GP, 10/30/22 to 11/8/22 (0g-6a)

**Milestones:** Played in 100th career game on 4/13/2014 @ STL | Played in 300th career game on 1/1/2017 @ TOR | Played in 600th career game on 3/11/2021 @ CGY | Earned 100th career point on 3/29/2015 @ NYI (1g) | Earned 300th career point on 11/9/2019 vs LAK (1A) | Earned 100th career goal on 10/18/2017 @ TOR | Earned 400th career point (1g) on 3/8/22 vs COL | Played in 700th career NHL game on 4/23/22 vs CAR | Earned 200th career NHL goal 12/23/22 vs BOS | Played in 800th career NHL game on 11/22/23 vs VAN.

## HAT TRICKS

December 17, 2016, vs ANA, J. Bernier/J. Gibson (3g-0a-3PTS)

## VS. NHL

| GP  | G  | A  | PTS | PIM | GP | G   | A  | PTS | PIM | GP | G  | A   | PTS | PIM | GP | G  | A  | PTS | PIM |    |    |    |    |
|-----|----|----|-----|-----|----|-----|----|-----|-----|----|----|-----|-----|-----|----|----|----|-----|-----|----|----|----|----|
| ANA | 19 | 7  | 6   | 13  | 4  | DAL | 21 | 2   | 9   | 11 | 4  | NJ  | 25  | 5   | 6  | 11 | 6  | STL | 22  | 3  | 8  | 11 | 16 |
| BOS | 35 | 12 | 10  | 22  | 2  | DET | 15 | 3   | 10  | 13 | 16 | NYI | 29  | 7   | 10 | 17 | 16 | TB  | 36  | 4  | 10 | 14 | 13 |
| BUF | 35 | 15 | 8   | 23  | 10 | EDM | 32 | 9   | 7   | 16 | 4  | NYR | 29  | 8   | 8  | 16 | 6  | TOR | 41  | 10 | 9  | 19 | 10 |
| CGY | 35 | 4  | 6   | 10  | 4  | FLA | 33 | 12  | 11  | 23 | 10 | OTT | 43  | 9   | 14 | 23 | 24 | UTA | -   | -  | -  | -  | -  |
| CAR | 28 | 5  | 11  | 16  | 12 | LA  | 24 | 6   | 5   | 11 | 6  | PHI | 31  | 9   | 8  | 17 | 14 | VAN | 33  | 9  | 12 | 21 | 16 |
| CHI | 21 | 10 | 8   | 18  | 18 | MIN | 21 | 7   | 3   | 10 | 10 | PIT | 32  | 6   | 11 | 17 | 12 | VGK | 13  | 3  | 5  | 8  | 9  |
| COL | 18 | 5  | 6   | 11  | 8  | MTL | 26 | 7   | 4   | 11 | 4  | SJ  | 21  | 5   | 2  | 7  | 2  | WSH | 28  | 8  | 12 | 20 | 12 |
| CBJ | 32 | 9  | 9   | 18  | 8  | NSH | 20 | 9   | 3   | 12 | 6  | SEA | 7   | 0   | 4  | 4  | 2  | WPG | 29  | 8  | 15 | 23 | 4  |





## CAREER STATS

| YEAR                 | TEAM                 | LEAGUE | REGULAR SEASON |            |            |            |           |            |           |          |           |          |             |           |          | PLAYOFFS |           |           |           |  |
|----------------------|----------------------|--------|----------------|------------|------------|------------|-----------|------------|-----------|----------|-----------|----------|-------------|-----------|----------|----------|-----------|-----------|-----------|--|
|                      |                      |        | GP             | G          | A          | PTS        | +/-       | PIM        | PP        | SH       | GW        | GT       | S           | GP        | G        | A        | PTS       | PIM       |           |  |
| 2008-09              | Zvolen HKm           | Slovak | 48             | 7          | 8          | 15         | 6         | 20         | -         | -        | -         | -        | -           | -         | -        | -        | -         | -         | -         |  |
| 2009-10              | Grand Rapids         | AHL    | 58             | 16         | 16         | 32         | 8         | 12         | -         | -        | -         | -        | -           | -         | -        | -        | -         | -         | -         |  |
| 2010-11              | Grand Rapids         | AHL    | 70             | 24         | 33         | 57         | 14        | 45         | -         | -        | -         | -        | -           | -         | -        | -        | -         | -         | -         |  |
|                      | Detroit Red Wings    | NHL    | 9              | 1          | 0          | 1          | 0         | 0          | 0         | 0        | 0         | 0        | 0           | -         | -        | -        | -         | -         | -         |  |
| 2011-12              | Grand Rapids         | AHL    | 76             | 24         | 34         | 58         | 4         | 45         | -         | -        | -         | -        | -           | -         | -        | -        | -         | -         | -         |  |
| 2012-13              | Piestany SHK 37      | Slovak | 8              | 5          | 5          | 10         | 7         | 6          | -         | -        | -         | -        | -           | -         | -        | -        | -         | -         | -         |  |
|                      | Grand Rapids         | AHL    | 61             | 23         | 26         | 49         | 8         | 50         | -         | -        | -         | -        | -           | 24        | 16       | 5        | 21        | 23        |           |  |
| 2013-14              | Detroit Red Wings    | NHL    | 73             | 19         | 20         | 39         | 12        | 30         | 2         | 0        | 3         | -        | 158         | 5         | 0        | 0        | 0         | 8         |           |  |
| 2014-15              | Detroit Red Wings    | NHL    | 82             | 29         | 27         | 56         | 6         | 28         | 9         | 0        | 7         | -        | 211         | 7         | 3        | 1        | 4         | 2         |           |  |
| 2015-16              | Detroit Red Wings    | NHL    | 81             | 21         | 24         | 45         | 4         | 24         | 7         | 0        | 3         | -        | 165         | 5         | 0        | 3        | 3         | 2         |           |  |
| 2016-17              | Detroit Red Wings    | NHL    | 82             | 25         | 21         | 46         | -8        | 26         | 5         | 0        | 5         | -        | 166         | -         | -        | -        | -         | -         |           |  |
| 2017-18              | Detroit Red Wings    | NHL    | 62             | 16         | 12         | 28         | -8        | 24         | 8         | 0        | 3         | -        | 140         | -         | -        | -        | -         | -         |           |  |
|                      | Vegas Golden Knights | NHL    | 20             | 4          | 2          | 6          | -11       | 10         | 1         | 0        | 1         | -        | 34          | 8         | 1        | 1        | 2         | 2         |           |  |
| 2018-19              | Montreal Canadiens   | NHL    | 80             | 25         | 33         | 58         | 21        | 34         | 4         | 0        | 4         | -        | 195         | -         | -        | -        | -         | -         |           |  |
| 2019-20              | Montreal Canadiens   | NHL    | 68             | 22         | 39         | 61         | 5         | 36         | 8         | 0        | 1         | -        | 162         | 10        | 2        | 0        | 2         | 4         |           |  |
| 2020-21              | Montreal Canadiens   | NHL    | 50             | 10         | 20         | 30         | 0         | 8          | 2         | 0        | 1         | -        | 82          | 5         | 0        | 1        | 1         | 2         |           |  |
| 2021-22              | DEVILS               | NHL    | 76             | 15         | 15         | 30         | -22       | 22         | 2         | 0        | 1         | -        | 132         | -         | -        | -        | -         | -         |           |  |
|                      | Slovakia             | WC     | 8              | 3          | 3          | 6          | 2         | 0          | -         | -        | -         | -        | -           | -         | -        | -        | -         | -         |           |  |
| 2022-23              | DEVILS               | NHL    | 82             | 20         | 28         | 48         | 41        | 30         | 1         | 0        | 1         | -        | 153         | -         | -        | -        | -         | -         |           |  |
| 2023-24              | Colorado             | NHL    | 27             | 1          | 8          | 9          | 0         | 1          | 0         | 0        | 0         | -        | 19          | -         | -        | -        | -         | -         |           |  |
|                      | Seattle              | NHL    | 43             | 8          | 7          | 15         | 8         | 10         | 0         | 0        | 2         | -        | 53          | -         | -        | -        | -         | -         |           |  |
|                      | Slovakia             | WC     | 8              | 1          | 5          | 6          | 3         | 8          | -         | -        | -         | -        | -           | -         | -        | -        | -         | -         |           |  |
| <b>DEVILS TOTALS</b> |                      |        | <b>158</b>     | <b>35</b>  | <b>43</b>  | <b>78</b>  | <b>19</b> | <b>52</b>  | <b>3</b>  | <b>0</b> | <b>2</b>  | <b>-</b> | <b>285</b>  | <b>-</b>  | <b>-</b> | <b>-</b> | <b>-</b>  | <b>-</b>  | <b>-</b>  |  |
| <b>NHL TOTALS</b>    |                      |        | <b>853</b>     | <b>220</b> | <b>259</b> | <b>479</b> | <b>50</b> | <b>296</b> | <b>50</b> | <b>0</b> | <b>32</b> | <b>-</b> | <b>1708</b> | <b>52</b> | <b>7</b> | <b>6</b> | <b>13</b> | <b>13</b> | <b>24</b> |  |

## NOMINATIONS/AWARDS

2011-12 WC Silver Medal, Slovakia | 2012-13 AHL Calder Cup Champion, AHL Playoffs MVP (Jack A. Butterfield Trophy)

## THROUGH THE YEARS

**2021-22:** Oct. 24 vs WSH: Netted first goal of the season...Nov. 3 @ EDM: earned an assist, which marked 3 consecutive GP with an assist...Nov. 5 @ CGY: Tied career-high assist streak: which was earned via Mar. 2, 2021, to Mar. 8, 2021, as a member of MTL (0g-6a=6 PTS)...Nov. 8 vs CGY: Set a career-high assist streak, 5 games...Nov. 10 vs OTT: Tied career-high 6-game PTS streak w/ a goal, 6 GP PTS streak last earned: Jan. 27, 2020, to Feb. 6, 2020 (3g-5a=8 PTS), Also snapped 7-game drought without a goal...Nov. 12 vs ARI: Earned a career-high 7-game PTS streak w/ (1g1a) on the night...Dec. 23 vs BOS: Earned 200th career NHL goal, Logged goals in consecutive GP for the 2nd time this season (11/10-11/12)...Jan. 5 vs STL: Logged season/tied career-high 7 SOG, Ext. PTS streak to 3 GP (0g-4a)...Jan. 14 @ LAK: Earned 1st PPG, Logged PPP in consec. GP (1g-1a)...Jan. 16 @ SJS: Earned NJ's 1st GDG for '22-23, 7th GDG for his career...Feb. 11 @ MIN: 1st career multi-goal GP w/ NJ (2g-0a) -Snapped 8-GP drought w/o a goal.

**2021-22:** Completed first season with NJD...One of 7 Slovak-born skaters 1to play a game in franchise history...Made NJD debut on 10/15 vs CHI & earned 1st point (1a)...Scored 1st goal with NJD on 11/11/21 vs NYI, snapped 23-game goal drought dating to 2020-21...3rd player in franchise history to wear No. 90...Placed in COVID protocol on 12/2, removed 1/4...Logged season-high 22:04 TOI on 1/8/22 vs CBJ...Earned 400th career point (1g) on 3/8/22 vs COL...Played in 700th career NHL game on 4/23/22 vs CAR.

**2020-21:** Completed 12th NHL season & third with MTL...Recorded career-high four-game assists streak from Mar. 2 to Mar. 8 (6A)...Earned season-high 3 PTS on Mar. 6 vs WPG...Logged season-high 18:37 TOI...His 30 PTS (10g-20a) ranked fourth on MTL...Appeared in five playoff games & earned one assist in Round 1 vs TOR.

**2019-20:** Completed second season with MTL...Earned a career-high 61 PTS & 39 assists...Led MTL in points, assists & PPG's...Recorded eight PPG's for the fourth time in his career...Earned 300th career point on Nov. 9, vs LAK...Appeared in 10 playoff games, earned two goals & one GWG.

**2018-19:** Traded to MTL (w/ Nick Suzuki & 2019 2nd-rnd pick) on Sept. 10 in exchange for Max Pacioretty...Completed first season with MTL...His 58 PTS (25g-33a) ranked second on MTL...Recorded 50-or more points for the second time in his career...His four GWG's ranked (tied) first on MTL...His plus/minus rating (+21) led MTL & is a career-high.

**International Slovakia:** 2008-09 U20 WJC, 7 GP, 7g-4a-11PTS | 2009-10 U20 WJC, 6 GP, 3g-2a-5PTS, WC, 6 GP, 2g-0a-2PTS | 2011-12 WC, 10 GP, 2g-3a-5PTS, won Silver Medal | 2013-14 Olympics, 4 GP, 1g-1a-2PTS, WC 7 GP, 4g-4a-8PTS | 2014-15 WC, 6 GP, 0g-2a-2PTS | 2016-17 Team Europe, World Cup of Hockey, 6 GP, 3g-0a-3PTS | 2018-19 WC, 7 GP, 2g-4a-6PTS | 2021-22 WC, 8 GP, 3g-3a-6PTS | 2023-24 WC, 8 GP, 1g-5a-6 PTS



## ARTYOM BARABOSHA

### DEFENSEMAN

Born, Omsk, RUS, March 18, 2004; Shoots right. 6'2", 198 lbs.; New Jersey's 8th choice (7th round), 198th overall, in 2022 Entry Draft.

| YEAR    | TEAM     | LEAGUE  | REGULAR SEASON |   |   |     |     |    |    |   | PLAYOFFS |    |   |     |     |    |
|---------|----------|---------|----------------|---|---|-----|-----|----|----|---|----------|----|---|-----|-----|----|
|         |          |         | GP             | G | A | PTS | PIM | PP | SH | S | GP       | G  | A | PTS | PIM |    |
| 2021-22 | CSKA U18 | RUS U18 | 7              | 1 | 1 | 2   | 0   | -  | -  | - | -        | -  | - | -   | -   |    |
|         | Krasnaya | MHL     | 45             | 4 | 7 | 11  | 16  | -  | -  | - | -        | 19 | 0 | 3   | 3   | 41 |
| 2022-23 | Krasnaya | MHL     | 48             | 1 | 4 | 5   | 49  | -  | -  | - | -        | 4  | 0 | 0   | 0   | 4  |
| 2023-24 | CSKA     | KHL     | 21             | 1 | 3 | 4   | 7   | -  | -  | - | -        | -  | - | -   | -   | -  |
|         | Zvezda   | VHL     | 23             | 1 | 1 | 2   | 16  | -  | -  | - | -        | 5  | 0 | 1   | 1   | 0  |
|         | Krasnaya | MHL     | 2              | 0 | 1 | 1   | 0   | -  | -  | - | -        | -  | - | -   | -   | -  |



## TYLER BRENNAN

### GOALTENDER

Born, Winnipeg, MAN, September 7, 2003; Catches right. 6'4", 185 lbs.; New Jersey's 3rd choice (4th round), 102th overall, in 2022 NHL Draft.

| YEAR    | TEAM             | LEAGUE | REGULAR SEASON |    |    |         |      |     |     | PLAYOFFS |   |   |      |    |    |      |
|---------|------------------|--------|----------------|----|----|---------|------|-----|-----|----------|---|---|------|----|----|------|
|         |                  |        | GP             | W  | L  | O/TMINS | GA   | SO  | AVG | GP       | W | L | MINS | GA | SO | AVG  |
| 2019-20 | Prince George    | WHL    | 8              | 4  | 6  | 1       | 755  | 42  | 0   | 3.34     | - | - | -    | -  | -  | -    |
|         | Canada White U17 | WHC-17 | 4              | 2  | 2  | 0       | -    | -   | 1   | 3.35     | - | - | -    | -  | -  | -    |
| 2020-21 | Prince George    | WHL    | 2              | 2  | 0  | 2       | 250  | 9   | 1   | 2.16     | - | - | -    | -  | -  | -    |
|         | Canada U18       | WJC-18 | -              | -  | -  | -       | -    | -   | -   | -        | - | - | -    | -  | -  | -    |
| 2021-22 | Prince George    | WHL    | 36             | 11 | 25 | 2       | 2098 | 125 | 4   | 3.58     | 4 | 0 | 3    | -  | 0  | 1.86 |
| 2022-23 | Prince George    | WHL    | 31             | 21 | 10 | 3       | 2099 | 100 | 2   | 2.86     | 3 | 1 | 1    | -  | 0  | 2.98 |
| 2023-24 | Adirondack       | ECHL   | -              | 5  | 5  | 2       | 646  | 34  | 1   | 3.16     | - | - | -    | -  | -  | -    |



## COLE BROWN

### RIGHT WING

Born, Aurora, ON, CAN, April 27, 2005; Shoots left. 6'2", 179 lbs.; New Jersey's 4th choice (6th round), 164th overall, in 2023 Entry Draft.

| YEAR    | TEAM              | LEAGUE | REGULAR SEASON |    |    |     |     |    |      |   | PLAYOFFS |   |   |     |     |    |
|---------|-------------------|--------|----------------|----|----|-----|-----|----|------|---|----------|---|---|-----|-----|----|
|         |                   |        | GP             | G  | A  | PTS | PIM | PP | SH   | S | GP       | G | A | PTS | PIM |    |
| 2021-22 | Hamilton Bulldogs | OHL    | 49             | 9  | 12 | 21  | 16  | -  | -    | - | -        | 2 | 0 | 0   | 0   | 0  |
| 2022-23 | Hamilton Bulldogs | OHL    | 60             | 17 | 25 | 42  | 41  | -  | -    | - | -        | 6 | 2 | 1   | 3   | 10 |
| 2023-24 | Brantford         | OHL    | 65             | 16 | 23 | 39  | 45  | 2  | 0132 | - | -        | 6 | 0 | 1   | 1   | 0  |



## SEAMUS CASEY

### DEFENSEMAN

Born, Fort Myers, FL, January 8, 2004; Shoots Right. 5'10", 179 lbs.; New Jersey's 2nd choice (2nd round), 46th overall, in 2022 Entry Draft.

| YEAR    | TEAM              | LEAGUE     | REGULAR SEASON |   |    |     |     |    |      |   | PLAYOFFS |   |   |     |     |   |
|---------|-------------------|------------|----------------|---|----|-----|-----|----|------|---|----------|---|---|-----|-----|---|
|         |                   |            | GP             | G | A  | PTS | PIM | PP | SH   | S | GP       | G | A | PTS | PIM |   |
| 2022-23 | Univ. of Michigan | BIG10/NCAA | 38             | 8 | 21 | 29  | 9   | 1  | 0102 | - | -        | - | - | -   | -   | - |
| 2023-24 | Univ. of Michigan | BIG10/NCAA | 40             | 7 | 38 | 45  | 14  | 5  | 0101 | - | -        | - | - | -   | -   | - |
|         | USA               | WCJ        | 6              | 0 | 6  | 6   | 2   | -  | -    | - | -        | - | - | -   | -   | - |



## CHASE CHESLOCK

### DEFENSEMAN


Born, Rogers, MN, October 25, 2004; Shoots Right. 6'3", 207 lbs.; New Jersey's 3rd choice (5th round), 154th overall, in 2023 Entry Draft.

| YEAR    | TEAM                         | LEAGUE  | REGULAR SEASON |    |    |     |     |    |    |    | PLAYOFFS |   |   |     |     |   |
|---------|------------------------------|---------|----------------|----|----|-----|-----|----|----|----|----------|---|---|-----|-----|---|
|         |                              |         | GP             | G  | A  | PTS | PIM | PP | SH | S  | GP       | G | A | PTS | PIM |   |
| 2020-21 | Rogers High School           | USHS-MN | 20             | 8  | 15 | 23  | 8   | -  | -  | -  | -        | - | - | -   | -   | - |
|         | Minnesota Lakers U16 AAA     | -       | 17             | 3  | 9  | 12  | 6   | -  | -  | -  | -        | - | - | -   | -   | - |
| 2021-22 | Team Twin Cities Orthopedics | UMHSEHL | 20             | 2  | 10 | 12  | 8   | -  | -  | -  | -        | 3 | 0 | 3   | 3   | 2 |
|         | Rogers High School           | USHS-MN | 28             | 10 | 29 | 39  | 10  | -  | -  | -  | -        | - | - | -   | -   | - |
| 2022-23 | Rogers High School           | USHS-MN | 28             | 4  | 27 | 31  | 19  | -  | -  | -  | -        | - | - | -   | -   | - |
|         | St. Cloud                    | NAHL    | 18             | 1  | 2  | 3   | 4   | -  | -  | -  | -        | - | - | -   | -   | - |
|         | Omaha                        | USHL    | 15             | 1  | 4  | 5   | 4   | -  | -  | -  | -        | - | - | -   | -   | - |
|         | U.S. National U18            | NTDP    | 1              | 0  | 0  | 0   | 0   | -  | -  | -  | -        | - | - | -   | -   | - |
| 2023-24 | Omaha                        | USHL    | 15             | 2  | 6  | 8   | 8   | 1  | 0  | 27 | -        | - | - | -   | -   | - |
|         | Univ. St. Thomas             | NCAA    | 19             | 1  | 2  | 3   | 6   | 1  | 0  | 27 | -        | - | - | -   | -   | - |

## NICO DAWS

Born, Nesslerau, Swi., May 12, 2000; Catches left. 6'4", 190 lbs.; New Jersey's 3rd choice (5th round), 136th overall, in 2018 NHL Draft.

| YEAR                 | TEAM           | LEAGUE        | GP | W  | REGULAR SEASON |      |       |     |      | PLAYOFFS |    |   |      |     |    |      |      |
|----------------------|----------------|---------------|----|----|----------------|------|-------|-----|------|----------|----|---|------|-----|----|------|------|
|                      |                |               |    |    | LO/T           | MINS | GA    | SO  | AVG  | GP       | W  | L | MINS | GA  | SO | AVG  |      |
| 2013-14              | Langnau U15    | Top Mini      | 21 | -  | -              | -    | -     | -   | -    | -        | -  | - | -    | -   | -  | -    |      |
| 2014-15              | Langnau U15    | Top Mini      | 31 | -  | -              | -    | -     | -   | -    | -        | -  | - | -    | -   | -  | -    |      |
|                      | Langnau U17    | Elite Novizen | 0  | -  | -              | -    | -     | -   | -    | -        | -  | - | -    | -   | -  | -    |      |
| 2015-16              | Langnau U17    | Elite Novizen | 21 | -  | -              | -    | -     | -   | 3.01 | 10       | -  | - | -    | -   | -  | 3.04 |      |
| 2016-17              | Langnau U17    | Elite Novizen | 36 | -  | -              | -    | -     | -   | 1.89 | 10       | -  | - | -    | -   | -  | 1.70 |      |
|                      | Langnau U20    | Elite Jr. A   | 2  | -  | -              | -    | -     | -   | 3.97 | -        | -  | - | -    | -   | -  | -    |      |
|                      | Switzerland    | WJC-18        | 3  | -  | -              | -    | -     | -   | 3.52 | -        | -  | - | -    | -   | -  | -    |      |
| 2017-18              | Langnau U20    | Elite Jr. A   | 32 | -  | -              | -    | -     | -   | 2.60 | 5        | -  | - | -    | -   | -  | 3.02 |      |
|                      | SCL Tigers     | NLA           | -  | -  | -              | -    | -     | -   | -    | -        | -  | - | -    | -   | -  | -    |      |
|                      | EHC Thun       | SRL           | 4  | -  | -              | -    | -     | -   | 2.21 | -        | -  | - | -    | -   | -  | -    |      |
|                      | Switzerland    | WJC-18        | 2  | -  | -              | -    | -     | -   | 6.50 | -        | -  | - | -    | -   | -  | -    |      |
|                      | Switzerland    | WJC-A         | 0  | -  | -              | -    | -     | -   | -    | -        | -  | - | -    | -   | -  | -    |      |
| 2018-19              | Lethbridge     | WHL           | 1  | -  | -              | -    | -     | -   | 7.43 | -        | -  | - | -    | -   | -  | -    |      |
|                      | Corpus Christi | NAHL          | 2  | -  | -              | -    | -     | -   | 1.50 | -        | -  | - | -    | -   | -  | -    |      |
|                      | Omaha          | USHL          | 37 | -  | -              | -    | -     | -   | 2.18 | -        | -  | - | -    | -   | -  | -    |      |
| 2020-21              | EPC Ingolstadt | DEL           | -  | 4  | 6              | 0    | 580   | 28  | 1    | 2.9      | -  | - | -    | -   | -  | -    |      |
| 2021-22              | DEVILS         | NHL           | -  | 10 | 11             | 1    | 1272  | 66  | 0    | 3.11     | 25 | - | -    | -   | -  | -    |      |
|                      | Utica          | AHL           | -  | 14 | 4              | 2    | 1205  | 51  | 1    | 2.54     | 4  | 2 | 2    | 240 | 12 | 0    | 3.01 |
| 2022-23              | Utica          | AHL           | -  | 16 | 14             | 3    | 1952  | 88  | 2    | 2.70     | 6  | 3 | 3    | 373 | 16 | 1    | 2.57 |
| 2023-24              | DEVILS         | NHL           | -  | 9  | 11             | 0    | 1144  | 60  | 0    | 3.15     | -  | - | -    | -   | -  | -    |      |
|                      | Utica          | AHL           | -  | 2  | 6              | 2    | 581   | 28  | 0    | 2.89     | -  | - | -    | -   | -  | -    |      |
|                      | Canada         | WC            | -  | 1  | 0              | 0    | -     | -   | 0    | 1        | -  | - | -    | -   | -  | -    |      |
| <b>DEVILS TOTALS</b> |                |               | -  | 19 | 22             | 1    | 2,416 | 126 | 0    | 3.13     | 25 | - | -    | -   | -  | -    | -    |
| <b>NHL TOTALS</b>    |                |               | -  | 19 | 22             | 1    | 2,416 | 126 | 0    | 3.13     | 25 | - | -    | -   | -  | -    | -    |



## MIKAEL DIOTTE

Born, Sainte-Julie, CAN, April 10, 2003; Shoots Right. 6'3", 205lbs.; Undrafted.

| YEAR    | TEAM          | LEAGUE | GP | G  | A  | PTS | PIM | PP | SH | S | PLAYOFFS |   |   |     |     |
|---------|---------------|--------|----|----|----|-----|-----|----|----|---|----------|---|---|-----|-----|
|         |               |        |    |    |    |     |     |    |    |   | GP       | G | A | PTS | PIM |
| 2020-21 | Drummondville | QMJHL  | 33 | 1  | 8  | 9   | 4   | -  | -  | - | 3        | 0 | 0 | 0   | 0   |
| 2021-22 | Drummondville | QMJHL  | 49 | 1  | 13 | 14  | 32  | -  | -  | - | 3        | 0 | 0 | 0   | 0   |
| 2022-23 | Drummondville | QMJHL  | 62 | 8  | 19 | 27  | 60  | -  | -  | - | 9        | 0 | 1 | 1   | 4   |
| 2023-24 | Drummondville | QMJHL  | 59 | 12 | 30 | 42  | 39  | -  | -  | - | 19       | 3 | 7 | 10  | 14  |



## ETHAN EDWARDS

Born, Grande Prairie, Alb., June 6, 2002; Shoots left. 5'11", 175 lbs.; New Jersey's 6th choice, 120th overall, in 2020 Entry Draft.

| YEAR    | TEAM                  | LEAGUE      | GP | G | A  | PTS | PIM | PP | SH | S  | PLAYOFFS |   |   |     |     |
|---------|-----------------------|-------------|----|---|----|-----|-----|----|----|----|----------|---|---|-----|-----|
|         |                       |             |    |   |    |     |     |    |    |    | GP       | G | A | PTS | PIM |
| 2018-19 | N Alberta Elite       | CSSHL-18    | 32 | 2 | 23 | 25  | 66  | -  | -  | -  | 5        | 1 | 1 | 2   | 4   |
|         | Spruce Grove          | AJHL        | 10 | 0 | 1  | 1   | 6   | -  | -  | -  | 5        | 0 | 1 | 1   | 0   |
| 2019-20 | Spruce Grove          | AJHL        | 50 | 9 | 24 | 33  | 83  | -  | -  | -  | 6        | 0 | 2 | 2   | 10  |
| 2020-21 | Sioux City Musketeers | USHL        | 51 | 6 | 21 | 27  | 96  | -  | -  | -  | 4        | 1 | 0 | 1   | 6   |
| 2021-22 | Univ. Michigan        | Big 10/NCAA | 36 | 3 | 8  | 1   | 16  | 0  | 0  | 47 | -        | - | - | -   | -   |
| 2022-23 | Univ. Michigan        | Big 10/NCAA | 37 | 4 | 10 | 14  | 69  | 1  | 0  | 54 | -        | - | - | -   | -   |
| 2023-24 | Univ. Michigan        | Big 10/NCAA | 21 | 3 | 7  | 10  | 20  | -  | -  | -  | -        | - | - | -   | -   |




## JOSH FILMON

Born, Winnipeg, MAN., March 18, 2004; Shoots left. 6'2", 160 lbs.; New Jersey's 7th choice (6th round), 166th overall, in 2022 NHL Draft.

| YEAR    | TEAM          | LEAGUE  | GP | G  | A  | PTS | PIM | SH | S    | PLAYOFFS |   |   |     |     |   |
|---------|---------------|---------|----|----|----|-----|-----|----|------|----------|---|---|-----|-----|---|
|         |               |         |    |    |    |     |     |    |      | GP       | G | A | PTS | PIM |   |
| 2020-21 | Swift Current | WHL     | 17 | 2  | 0  | 2   | 2   | -  | -    | -        | - | - | -   | -   | - |
| 2021-22 | Swift Current | WHL     | 67 | 23 | 22 | 45  | 26  | -  | -    | -        | - | - | -   | -   | - |
|         | Canada        | U18 WJC | 3  | 0  | 1  | 1   | 2   | -  | -    | -        | - | - | -   | -   | - |
| 2022-23 | Swift Current | WHL     | 64 | 47 | 28 | 75  | 38  | -  | -    | -        | - | - | -   | -   | - |
|         | Utica         | AHL     | 4  | 1  | 0  | 1   | 2   | 0  | 0    | 6        | - | - | -   | -   | - |
| 2023-24 | Swift Current | WHL     | 64 | 27 | 40 | 67  | 30  | 5  | 1191 | -        | 9 | 7 | 2   | 9   | 2 |



## LEFT WING




## ARSENI GRITSYUK

## LEFT WING

Born, Krasnoyarsk, RUS, March 15, 2001, Shoots left. 5'10", 174 lbs.; New Jersey's 9th choice (5th round), 129th overall, in 2019 Entry Draft.

| YEAR    | TEAM                   | LEAGUE     | REGULAR SEASON |    |    |     |     |    |    | PLAYOFFS |    |   |   |     |     |
|---------|------------------------|------------|----------------|----|----|-----|-----|----|----|----------|----|---|---|-----|-----|
|         |                        |            | GP             | G  | A  | PTS | PIM | PP | SH | S        | GP | G | A | PTS | PIM |
| 2017-18 | Avangard Omsk U17      | Russia U17 | 36             | 28 | 47 | 75  | 26  | -  | -  | -        | -  | - | - | -   | -   |
| 2018-19 | Yastreby Omsk U18      | Russia U18 | 4              | 1  | 3  | 4   | 2   | -  | -  | -        | -  | - | - | -   | -   |
|         | Omskie Yastreby        | MHL        | 30             | 12 | 9  | 21  | 20  | -  | -  | -        | 8  | 3 | 2 | 5   | 0   |
|         | Russia U18             | WJC-18     | 7              | 3  | 2  | 5   | 4   | -  | -  | -        | -  | - | - | -   | -   |
| 2019-20 | Izhtsal Izhevsk        | VHL        | 2              | 1  | 2  | 3   | 0   | -  | -  | -        | -  | - | - | -   | -   |
|         | Omskie Yastreby        | MHL        | 59             | 28 | 35 | 63  | 28  | -  | -  | -        | 4  | 2 | 0 | 2   | 0   |
| 2020-21 | Avangard Omsk          | KHL        | 12             | 1  | 1  | 2   | 4   | -  | -  | -        | 3  | 0 | 0 | 0   | 0   |
|         | Metallurg Novokuznetsk | VHL        | 8              | 2  | 4  | 6   | 2   | -  | -  | -        | -  | - | - | -   | -   |
|         | Omskie Yastreby        | MHL        | 6              | 4  | 5  | 9   | 2   | -  | -  | -        | -  | - | - | -   | -   |
|         | Russia U20             | WJC-20     | 6              | 1  | 3  | 4   | 0   | -  | -  | -        | -  | - | - | -   | -   |
| 2021-22 | Avangard Omsk          | KHL        | 39             | 16 | 12 | 28  | 8   | -  | -  | -        | 13 | 6 | 4 | 10  | 4   |
|         | Russia                 | OG         | 6              | 1  | 2  | 3   | 4   | -  | -  | -        | -  | - | - | -   | -   |
| 2022-23 | Avangard Omsk          | KHL        | 66             | 15 | 25 | 40  | 33  | -  | -  | -        | 11 | 3 | 1 | 4   | 2   |
| 2023-24 | St. Petersburg         | KHL        | 50             | 19 | 19 | 38  | 23  | -  | -  | -        | 10 | 4 | 2 | 6   | 7   |




## LENNI HAMEENAO

## RIGHT WING

Born, Kajaani, FIN, November 7, 2004, Shoots Right. 6'0", 173 lbs.; New Jersey's 1stst choice (2nd round), 58th overall, in 2023 Entry Draft.

| YEAR    | TEAM        | LEAGUE       | REGULAR SEASON |    |    |     |     |    |    | PLAYOFFS |    |   |   |     |     |
|---------|-------------|--------------|----------------|----|----|-----|-----|----|----|----------|----|---|---|-----|-----|
|         |             |              | GP             | G  | A  | PTS | PIM | PP | SH | S        | GP | G | A | PTS | PIM |
| 2020-21 | Assat U18   | U18 SM-sarja | 31             | 23 | 37 | 60  | 2   | -  | -  | -        | -  | - | - | -   | -   |
|         | Assat U20   | U20 SM-sara  | 1              | 0  | 0  | 0   | 2   | -  | -  | -        | -  | - | - | -   | -   |
| 2021-22 | Assat U20   | U20 SM-sara  | 42             | 21 | 16 | 37  | 12  | -  | -  | -        | 3  | 0 | 1 | 1   | 0   |
|         | Assat U18   | U18 SM-sarja | 4              | 5  | 6  | 11  | 0   | -  | -  | -        | -  | - | - | -   | -   |
|         | Hermes      | Mestis       | 3              | 3  | 0  | 0   | 0   | -  | -  | -        | -  | - | - | -   | -   |
|         | Finland U18 | WJC-18       | 6              | 2  | 1  | 3   | 2   | -  | -  | -        | -  | - | - | -   | -   |
| 2022-23 | Assat       | Liiga        | 51             | 9  | 12 | 21  | 14  | -  | -  | -        | 8  | 3 | 1 | 4   | 2   |
|         | Finland U20 | WJC-20       | 13             | 3  | 2  | 5   | 0   | -  | -  | -        | -  | - | - | -   | -   |
| 2023-24 | Assat       | SM-liiga     | 46             | 14 | 17 | 31  | 10  | -  | -  | -        | -  | - | - | -   | -   |



## SANTERI HATAKKA

## DEFENSEMAN

Born, Riihimaki, FIN, January 15, 2001, Shoots Left. 6'1", 191 lbs.; San Jose's 5th choice (6th round), 184th overall, in 2019 Entry Draft.

| YEAR    | TEAM          | LEAGUE | REGULAR SEASON |   |    |     |     |    |    | PLAYOFFS |    |   |   |     |     |
|---------|---------------|--------|----------------|---|----|-----|-----|----|----|----------|----|---|---|-----|-----|
|         |               |        | GP             | G | A  | PTS | PIM | PP | SH | S        | GP | G | A | PTS | PIM |
| 2019-20 | Ilves         | Liiga  | 28             | 1 | 2  | 3   | 14  | -  | -  | -        | -  | - | - | -   | -   |
|         | Koovee        | Mestis | 15             | 2 | 5  | 7   | 6   | -  | -  | -        | -  | - | - | -   | -   |
|         | Finland U20   | WJC-20 | 7              | 0 | 1  | 1   | 4   | -  | -  | -        | -  | - | - | -   | -   |
| 2020-21 | Ilves         | Liiga  | 44             | 1 | 6  | 7   | 34  | -  | -  | -        | 5  | 0 | 0 | 0   | 2   |
|         | Finland U20   | WJC-20 | 7              | 1 | 1  | 2   | 4   | -  | -  | -        | -  | - | - | -   | -   |
| 2021-22 | San Jose      | NHL    | 9              | 0 | 2  | 2   | 2   | 0  | 0  | 3        | -  | - | - | -   | -   |
|         | San Jose      | AHL    | 41             | 3 | 9  | 12  | 22  | 0  | 1  | 44       | -  | - | - | -   | -   |
| 2022-23 | San Jose      | AHL    | 8              | 0 | 2  | 2   | 2   | 0  | 0  | 51       | -  | - | - | -   | -   |
| 2023-24 | Utica         | AHL    | 48             | 5 | 15 | 20  | 32  | 0  | 0  | 61       | -  | - | - | -   | -   |
|         | DEVILS        | NHL    | 12             | 0 | 2  | 2   | 4   | 0  | 0  | 12       | -  | - | - | -   | -   |
|         | DEVILS TOTALS |        | 12             | 0 | 2  | 2   | 4   | 0  | 0  | 12       | -  | - | - | -   | -   |
|         | NHL TOTALS    |        | 21             | 0 | 4  | 4   | 6   | 0  | 0  | 15       | -  | - | - | -   | -   |



## PETR HAUSER

## DEFENSEMAN


Born, Pizen, CZE, September 19, 2003; Shoots Right. 6'4", 207lbs.; New Jersey's 6th choice (5th round), 141st overall in 2022 NHL Draft.

| YEAR    | TEAM          | LEAGUE      | REGULAR SEASON |    |    |     |     |    |    | PLAYOFFS |    |    |    |     |     |
|---------|---------------|-------------|----------------|----|----|-----|-----|----|----|----------|----|----|----|-----|-----|
|         |               |             | GP             | G  | A  | PTS | PIM | PP | SH | S        | GP | G  | A  | PTS | PIM |
| 2022-23 | HC Sparta U20 | Czechia U20 | 14             | 9  | 13 | 22  | 10  | -  | -  | -        | 13 | 10 | 19 | 29  | 44  |
|         | HC Sparta     | Czechia     | 8              | 0  | 0  | 0   | 4   | -  | -  | -        | -  | -  | -  | -   | -   |
|         | HC Banik      | Czechia2    | 35             | 6  | 13 | 19  | 22  | -  | -  | -        | -  | -  | -  | -   | -   |
|         | Czechia       | WCJ         | 7              | 3  | 1  | 4   | 6   | -  | -  | -        | -  | -  | -  | -   | -   |
| 2023-24 | HC Sparta U20 | Czechia U20 | 11             | 11 | 14 | 25  | 6   | -  | -  | -        | 7  | 4  | 9  | 13  | 4   |
|         | HC Sparta     | Czechia     | 30             | 0  | 7  | 7   | 20  | -  | -  | -        | -  | -  | -  | -   | -   |
|         | HC Stadion    | Czechia2    | 14             | 5  | 4  | 9   | 8   | -  | -  | -        | -  | -  | -  | -   | -   |

## VIKTOR HURTIG

Born, Sweden, April 28, 2002 Shoots right. 6'6", 190 lbs.; New Jersey's 7th choice (6th round), 164th overall, in 2021 Entry Draft.

| YEAR    | TEAM                          | LEAGUE        | REGULAR SEASON |    |    |     |     |    |    | PLAYOFFS |    |   |   |     |     |
|---------|-------------------------------|---------------|----------------|----|----|-----|-----|----|----|----------|----|---|---|-----|-----|
|         |                               |               | GP             | G  | A  | PTS | PIM | PP | SH | S        | GP | G | A | PTS | PIM |
| 2018-19 | Västerås IK J18               | J18 Elit      | 25             | 2  | 1  | 3   | 6   | -  | -  | -        | -  | - | - | -   | -   |
| 2019-20 | Västerås IK J18               | J18 Elit      | 31             | 11 | 24 | 35  | 26  | -  | -  | -        | -  | - | - | -   |     |
| 2020-21 | Västerås IK J20               | J20 SuperElit | 11             | 0  | 1  | 1   | 4   | -  | -  | -        | -  | - | - | -   |     |
|         | Västerås IK J20               | J20 Nationell | 11             | 5  | 3  | 8   | 14  | -  | -  | -        | -  | - | - | -   |     |
| 2021-22 | Västerås IK HockeyAllsvenskan |               | 4              | 0  | 0  | 0   | 0   | -  | -  | -        | -  | - | - | -   |     |
|         | Vaajo HC U20                  | J20 Nationell | 22             | 4  | 7  | 11  | 4   | -  | -  | -        | -  | - | - | 0   |     |
|         | Mora IK J20                   | J20 Nationell | 25             | 2  | 4  | 6   | 12  | -  | -  | -        | 5  | 0 | 2 | 2   | 0   |
| 2022-23 | Michigan State Univ.          | Big Ten/NCAA  | 29             | 1  | 4  | 5   | 14  | 0  | 0  | 22       | -  | - | - | -   |     |
| 2023-24 | Michigan State Univ.          | BIG10/NCAA    | 9              | 1  | 1  | 2   | 6   | 0  | 0  | 9        | -  | - | - | -   |     |



## DANIIL KARPOVICH

Born, Minsk, BLR, December 6, 2004, Shoots Left; 6'3", 209lbs, New Jersey's 5th choice (6th round), 186th overall.

| YEAR    | TEAM               | LEAGUE           | REGULAR SEASON |    |    |     |     |    |    | PLAYOFFS |    |   |   |     |     |
|---------|--------------------|------------------|----------------|----|----|-----|-----|----|----|----------|----|---|---|-----|-----|
|         |                    |                  | GP             | G  | A  | PTS | PIM | PP | SH | S        | GP | G | A | PTS | PIM |
| 2020-21 | Team Belarus U17   | Belarus Vysshaya | 47             | 9  | 17 | 26  | 24  | -  | -  | -        | 9  | 1 | 0 | 1   | 2   |
| 2021-22 | Team Belarus U18   | Belarus Vysshaya | 39             | 16 | 15 | 31  | 34  | -  | -  | -        | 2  | 0 | 0 | 0   | 5   |
|         | Belarus U20        | WJJC-20 D1A      | 5              | 1  | 0  | 1   | 0   | -  | -  | -        | -  | - | - | -   |     |
| 2022-23 | Avto Yekaterinburg | MHL              | 47             | 10 | 25 | 35  | 30  | -  | -  | -        | 7  | 1 | 1 | 2   | 29  |
| 2023-24 | Neman              | Belarus          | 49             | 2  | 9  | 11  | 18  | -  | -  | -        | 6  | 0 | 1 | 1   | 4   |



## CHARLES LEDDY

Born, Fairfield, CT, January 11, 2004, Shoots Right; 6'2", 185lbs, New Jersey's 5th choice (4th round), 126th overall.

| YEAR    | TEAM           | LEAGUE   | REGULAR SEASON |   |    |     |     |    |    | PLAYOFFS |    |   |   |     |     |
|---------|----------------|----------|----------------|---|----|-----|-----|----|----|----------|----|---|---|-----|-----|
|         |                |          | GP             | G | A  | PTS | PIM | PP | SH | S        | GP | G | A | PTS | PIM |
| 2020-21 | USNTDP         | USHL     | 30             | 1 | 5  | 6   | 26  | -  | -  | -        | -  | - | - | -   | -   |
|         | USA U17        | NTDP     | 46             | 1 | 11 | 12  | 34  | -  | -  | -        | -  | - | - | -   |     |
| 2021-22 | USNTDP         | USHL     | 26             | 0 | 7  | 7   | 53  | -  | -  | -        | -  | - | - | -   |     |
|         | USA U18        | NTDP     | 55             | 0 | 17 | 17  | 61  | -  | -  | -        | -  | - | - | -   |     |
|         | USA            | U18 WJJC | 6              | 0 | 2  | 2   | 2   | -  | -  | -        | -  | - | - | -   |     |
| 2022-23 | Boston College | NCAA     | 35             | 2 | 5  | 7   | 47  | 0  | 0  | 29       | -  | - | - | -   |     |
| 2023-24 | Boston College | NCAA     | 39             | 0 | 8  | 8   | 12  | 0  | 0  | 19       | -  | - | - | -   |     |



## VEETI LOUHIVAARA

Born, Jyväskylä, FIN, February 6, 2006, Catches Left; 6'4", 207lbs, New Jersey's 6th choice (5th round), 146th overall in 2024 NHL Draft.


| YEAR    | TEAM    | LEAGUE       | REGULAR SEASON |    |   |     |      |    |    | PLAYOFFS |    |   |   |      |    |    |      |
|---------|---------|--------------|----------------|----|---|-----|------|----|----|----------|----|---|---|------|----|----|------|
|         |         |              | GP             | W  | L | O/T | MINS | GA | SO | AVG      | GP | W | L | MINS | GA | SO | AVG  |
| 2022-23 | JYP U18 | U18 Sm-sarja | 20             | 12 | 7 | 0   | -    | -  | 2  | 1.72     | 2  | 0 | 2 | -    | -  | -  | 4.53 |
| 2023-24 | JYP U20 | U20 Sm-sarja | 21             | 13 | 6 | 0   | -    | -  | 1  | 2.87     | -  | - | - | -    | -  | -  | -    |
|         | JYP     | Liiga        | 1              | 0  | 0 | 0   | -    | -  | 0  | 0.00     | -  | - | - | -    | -  | -  | -    |



## JAKUB MALEK

Born, Brno, CZE, April 11, 2002, catches left. 6'4", 170 lbs.; New Jersey's 4th choice (4th round), 100th overall, in 2021 Entry Draft.

| YEAR    | TEAM                      | LEAGUE        | REGULAR SEASON |    |    |     |      |    |    | PLAYOFFS |      |    |   |      |    |    |      |   |      |
|---------|---------------------------|---------------|----------------|----|----|-----|------|----|----|----------|------|----|---|------|----|----|------|---|------|
|         |                           |               | GP             | W  | L  | O/T | MINS | GA | SO | AVG      | GP   | W  | L | MINS | GA | SO | AVG  |   |      |
| 2018-19 | VHK Vsetin U19            | Czech U19     | -              | 9  | 14 | 0   | -    | -  | 1  | 3.66     | -    | -  | - | -    | -  | -  | -    |   |      |
|         | HC Vsetin                 | Czech2        | -              | 0  | 2  | 0   | -    | -  | 0  | 5.63     | 0    | -  | - | -    | -  | -  | -    |   |      |
| 2019-20 | VHK Vsetin U20            | Czech2 U20    | -              | 20 | 8  | 0   | -    | -  | 2  | 2.27     | 4    | 3  | 1 | -    | -  | 2  | 1.45 |   |      |
|         | HC Vsetin Mezirici (Loan) | Czech3        | -              | 1  | 1  | 0   | -    | -  | -  | 3.31     | -    | -  | - | -    | -  | -  | -    |   |      |
| 2020-21 | VHK Vsetin U20            | Czech U20 2   | -              | 2  | 0  | 0   | -    | -  | 0  | 2        | -    | -  | - | -    | -  | -  | -    |   |      |
|         | VHK Vsetin                | Czech2        | -              | 8  | 5  | 0   | -    | -  | 1  | 2.29     | 7    | 3  | 4 | -    | -  | 1  | 1.92 |   |      |
|         | HC Vsesse Mezirici (Loan) | Czech3        | -              | 0  | 1  | 0   | -    | -  | -  | 4.29     | -    | -  | - | -    | -  | -  | -    |   |      |
| 2021-22 | VHK Vsetin U20            | Czechia U20 2 | 1              | 0  | 0  | 0   | -    | -  | 0  | 1        | -    | -  | - | -    | -  | -  | -    |   |      |
|         | VHK Vsetin                | Czechia 2     | 22             | 9  | 0  | 0   | -    | -  | 3  | 1.95     | 13   | 7  | 4 | 0    | -  | 2  | 1.75 |   |      |
| 2022-23 | Ilves Tampere             | SM-Liiga      | 16             | 9  | 7  | 4   | -    | -  | 45 | 0        | 2    | 15 | 3 | 1    | 2  | 0  | 7    | 0 | 2.39 |
|         | Koovee                    | Mestis        | 4              | 2  | 2  | 2   | -    | -  | 17 | 1        | 2.80 | -  | - | -    | -  | -  | -    |   |      |
| 2023-24 | Ilves                     | Liiga         | 27             | 16 | 4  | 5   | -    | -  | 59 | 0        | 2.32 | 3  | 1 | 2    | -  | -  | -    |   |      |





## JACK MALONE

## RIGHT WING

Born, Spring Lake, NJ, October 13, 2000, Shoots Right; 6'1", 195lbs, undrafted.

| YEAR    | TEAM           | LEAGUE | REGULAR SEASON |    |    |     |     |    |    |    |    |   | PLAYOFFS |     |     |   |   |
|---------|----------------|--------|----------------|----|----|-----|-----|----|----|----|----|---|----------|-----|-----|---|---|
|         |                |        | GP             | G  | A  | PTS | PIM | PP | SH | S  | GP | G | A        | PTS | PIM |   |   |
| 2019-20 | Cornell Univ.  | NCAA   | 27             | 2  | 6  | 8   | 4   | 1  | 0  | 16 | -  | - | -        | -   | -   | - | - |
| 2020-21 | Youngstown     | USHL   | 44             | 11 | 30 | 41  | 16  | -  | -  | -  | -  | - | -        | -   | -   | - |   |
| 2021-22 | Cornell Univ.  | NCAA   | 32             | 8  | 12 | 20  | 26  | 2  | 0  | 56 | -  | - | -        | -   | -   | - |   |
| 2022-23 | Cornell Univ.  | NCAA   | 34             | 8  | 9  | 17  | 6   | 2  | 0  | 66 | -  | - | -        | -   | -   | - |   |
| 2024-24 | Boston College | NCAA   | 41             | 12 | 13 | 25  | 12  | 3  | 0  | 73 | -  | - | -        | -   | -   | - |   |
|         | Utica          | AHL    | 1              | 0  | 0  | 0   | 0   | 0  | 0  | 0  | 0  | 0 | 0        | -   | -   | - |   |



## MATYAS MELOVSKY

## CENTER

Born, Unicorn, CZE, May 25, 2004, Shoots Right; 6'1", 186lbs, New Jersey's 7th selection (6th round), 171st overall, in 2024 NHL Draft.

| YEAR    | TEAM         | LEAGUE      | REGULAR SEASON |    |    |     |     |    |    |   |    |    | PLAYOFFS |     |     |   |
|---------|--------------|-------------|----------------|----|----|-----|-----|----|----|---|----|----|----------|-----|-----|---|
|         |              |             | GP             | G  | A  | PTS | PIM | PP | SH | S | GP | G  | A        | PTS | PIM |   |
| 2021-22 | HC Vitkovice | Czechia U20 | 26             | 14 | 16 | 30  | 20  | -  | -  | - | -  | -  | -        | -   | -   | - |
|         | HC Vitkovice | Czechia     | 1              | 0  | 0  | 0   | 0   | -  | -  | - | -  | -  | -        | -   | -   | - |
|         | Czechia      | WJC U18     | 6              | 0  | 1  | 1   | 0   | -  | -  | - | -  | -  | -        | -   | -   | - |
| 2022-23 | Baie-Comeau  | QMJHL       | 59             | 6  | 52 | 58  | 28  | -  | -  | - | -  | 7  | 3        | 6   | 9   | 8 |
| 2023-24 | Baie-Comeau  | QMJHL       | 53             | 18 | 42 | 60  | 27  | -  | -  | - | -  | 17 | 5        | 14  | 19  | 8 |
|         | Czechia      | WJC         | 7              | 1  | 10 | 11  | 4   | -  | -  | - | -  | -  | -        | -   | -   | - |



## DANIIL MISYUL

## DEFENSEMAN

Born, Minsk, BLR., October 20, 2001; Shoots left. 6'3", 175 lbs.; New Jersey's 3rd choice, 70th overall, in 2019 NHL Draft.

| YEAR    | TEAM                | LEAGUE     | REGULAR SEASON |   |    |     |     |    |    |    |    |    | PLAYOFFS |     |     |    |
|---------|---------------------|------------|----------------|---|----|-----|-----|----|----|----|----|----|----------|-----|-----|----|
|         |                     |            | GP             | G | A  | PTS | PIM | PP | SH | S  | GP | G  | A        | PTS | PIM |    |
| 2015-16 | Lokomotiv U16       | RUS U16    | 33             | 5 | 12 | 17  | 45  | -  | -  | -  | -  | -  | -        | -   | -   | -  |
| 2016-17 | Lokomotiv U17       | RUS U17    | 25             | 2 | 6  | 8   | 18  | -  | -  | -  | -  | -  | -        | -   | -   | -  |
|         | Loko-Yunior         | NMHL       | 25             | 2 | 5  | 7   | 63  | -  | -  | -  | -  | 2  | 0        | 0   | 0   | 0  |
|         | Russia U17          | WHC-17     | 6              | 0 | 0  | 0   | 4   | -  | -  | -  | -  | -  | -        | -   | -   | -  |
| 2017-18 | Loko Yaroslavl      | MHL        | 33             | 2 | 3  | 5   | 26  | -  | -  | -  | -  | 6  | 0        | 1   | 1   | 6  |
|         | Russia U18          | Intern. 18 | 19             | 1 | 4  | 5   | 18  | -  | -  | -  | -  | -  | -        | -   | -   | -  |
| 2018-19 | Lokomotiv Yaroslavl | KHL        | 3              | 0 | 1  | 1   | 0   | -  | -  | -  | -  | 6  | 1        | 0   | 1   | 13 |
|         | Loko Yaroslavl      | MHL        | 46             | 4 | 6  | 10  | 71  | -  | -  | -  | -  | 10 | 0        | 0   | 0   | 6  |
| 2019-20 | Lokomotiv Yaroslavl | KHL        | 35             | 2 | 1  | 3   | 11  | -  | -  | -  | -  | -  | -        | -   | -   | -  |
| 2020-21 | Lokomotiv Yaroslavl | KHL        | 46             | 2 | 5  | 7   | 12  | -  | -  | -  | -  | 4  | 0        | 0   | 0   | 10 |
|         | Loko Yaroslavl      | MHL        | 1              | 0 | 0  | 0   | 2   | -  | -  | -  | -  | 9  | 0        | 1   | 1   | 14 |
| 2021-22 | Yaroslavl Lokomotiv | KHL        | 41             | 1 | 2  | 3   | 16  | -  | -  | -  | -  | 3  | 0        | 0   | 0   | 2  |
| 2022-23 | Yaroslavl Lokomotiv | KHL        | 59             | 0 | 7  | 7   | 30  | -  | -  | -  | -  | 8  | 0        | 1   | 1   | 2  |
| 2023-24 | Utica               | AHL        | 44             | 4 | 10 | 14  | 47  | 0  | 1  | 34 | -  | -  | -        | -   | -   | -  |



## DANIIL ORLOV

## DEFENSEMAN

Born, Elektrostal, RUS, December 21, 2003, Shoots Left; 6'1", 198lbs, New Jersey's 4th selection (4th round), 110th overall, in 2022 NHL Draft.


| YEAR    | TEAM          | LEAGUE | REGULAR SEASON |   |    |     |     |    |    |   |    |   | PLAYOFFS |     |     |   |
|---------|---------------|--------|----------------|---|----|-----|-----|----|----|---|----|---|----------|-----|-----|---|
|         |               |        | GP             | G | A  | PTS | PIM | PP | SH | S | GP | G | A        | PTS | PIM |   |
| 2020-21 | Sakhalinskiye | MHL    | 58             | 9 | 8  | 17  | 22  | -  | -  | - | -  | - | -        | -   | -   | - |
| 2021-22 | Sakhalinskiye | MHL    | 54             | 9 | 21 | 30  | 45  | -  | -  | - | -  | - | -        | -   | -   | - |
| 2022-23 | Spartak       | KHL    | 14             | 0 | 2  | 2   | 4   | -  | -  | - | -  | - | -        | -   | -   | - |
|         | Khimik        | VHL    | 7              | 0 | 5  | 5   | 0   | -  | -  | - | -  | - | -        | -   | -   | - |
|         | MHK Spartak   | MHL    | 18             | 2 | 6  | 8   | 4   | -  | -  | - | -  | - | -        | -   | -   | - |
| 2023-24 | Spartak       | KHL    | 60             | 2 | 5  | 7   | 16  | -  | -  | - | -  | 5 | 0        | 0   | 0   | 0 |
|         | Khimik        | VHL    | 3              | 2 | 1  | 3   | 4   | -  | -  | - | -  | 2 | 0        | 0   | 0   | 0 |
|         | MHK Spartak   | MHL    | 4              | 2 | 4  | 6   | 0   | -  | -  | - | -  | 2 | 2        | 0   | 2   | 0 |

## XAVIER PARENT

Born, Laval, Quebec, March 23, 2001; Shoots Right, 5'8", 170lbs., Undrafted.

## FORWARD

| YEAR    | TEAM       | LEAGUE | REGULAR SEASON |    |    |     |     |    |    |     |    |   | PLAYOFFS |     |     |    |    |
|---------|------------|--------|----------------|----|----|-----|-----|----|----|-----|----|---|----------|-----|-----|----|----|
|         |            |        | GP             | G  | A  | PTS | PIM | PP | SH | S   | GP | G | A        | PTS | PIM |    |    |
| 2019-20 | Sherbrooke | QMJHL  | 25             | 9  | 10 | 19  | 40  | -  | -  | -   | -  | - | -        | -   | -   | -  | -  |
| 2020-21 | Sherbrooke | QMJHL  | 24             | 14 | 13 | 27  | 35  | -  | -  | -   | -  | - | 3        | 2   | 2   | 4  | 8  |
| 2021-22 | Sherbrooke | QMJHL  | 65             | 51 | 55 | 106 | 77  | -  | -  | -   | -  | - | 11       | 9   | 13  | 22 | 12 |
| 2022-23 | Utica      | AHL    | 14             | 3  | 3  | 6   | 6   | 1  | 0  | 14  | -  | - | 5        | 3   | 1   | 4  | 8  |
|         | Adirondack | ECHL   | 50             | 23 | 28 | 51  | 46  | -  | -  | -   | -  | - | -        | -   | -   | -  | -  |
| 2023-24 | Utica      | AHL    | 71             | 15 | 30 | 45  | 56  | 2  | 0  | 133 | -  | - | -        | -   | -   | -  | -  |




## KASPER PIKKARAINEN

Born, Helsinki, FIN, August 7, 2006, Shoots Right; 6'3", 198lbs, New Jersey's 3rd selection (3rd round), 85th overall, in 2024 NHL Draft.

## RIGHT WING

| YEAR    | TEAM        | LEAGUE       | REGULAR SEASON |    |    |     |     |    |    |   |    |   | PLAYOFFS |     |     |   |    |
|---------|-------------|--------------|----------------|----|----|-----|-----|----|----|---|----|---|----------|-----|-----|---|----|
|         |             |              | GP             | G  | A  | PTS | PIM | PP | SH | S | GP | G | A        | PTS | PIM |   |    |
| 2021-22 | TPS U16     | U16 SM-sarja | 38             | 27 | 29 | 56  | 30  | -  | -  | - | -  | - | 4        | 2   | 1   | 3 | 2  |
|         | TPS U18     | U18 SM-sarja | 5              | 1  | 0  | 1   | 4   | -  | -  | - | -  | - | -        | -   | -   | - | -  |
| 2022-23 | TPS U18     | U18 SM-sarja | 39             | 9  | 15 | 24  | 18  | -  | -  | - | -  | - | 6        | 1   | 2   | 3 | 2  |
|         | TPS U20     | U20 SM-sarja | 1              | 0  | 0  | 0   | 0   | -  | -  | - | -  | - | 2        | 1   | 0   | 1 | 0  |
|         | Finland U17 | WHC-17       | 7              | 0  | 2  | 2   | 8   | -  | -  | - | -  | - | -        | -   | -   | - | -  |
| 2023-24 | TPS U18     | U18 SM-sarja | 1              | 0  | 1  | 1   | 2   | -  | -  | - | -  | - | -        | -   | -   | - | -  |
|         | TPS U20     | U20 SM-sarja | 34             | 12 | 16 | 28  | 28  | -  | -  | - | -  | - | 12       | 2   | 5   | 7 | 20 |
|         | TPS         | Liiga        | 5              | 0  | 0  | 0   | 0   | -  | -  | - | -  | - | -        | -   | -   | - | -  |
|         | Finland U18 | WJC-18       | 5              | 1  | 0  | 1   | 4   | -  | -  | - | -  | - | -        | -   | -   | - | -  |




## ISSAC POULTER

Born, Winnipeg, MB, September 12, 2001, Catches Left; 6'2", 174lbs.; Undrafted.

## GOALTENDER

| YEAR    | TEAM          | LEAGUE | REGULAR SEASON |    |      |      |      |     |     |      |    |   | PLAYOFFS |    |    |     |      |  |
|---------|---------------|--------|----------------|----|------|------|------|-----|-----|------|----|---|----------|----|----|-----|------|--|
|         |               |        | GP             | W  | LO/T | MINS | GA   | SO  | AVG | GP   | W  | L | MINS     | GA | SO | AVG |      |  |
| 2019-20 | Swift Current | WHL    | 43             | 9  | 32   | 4    | 2745 | 186 | 0   | 4.06 | -  | - | -        | -  | -  | -   |      |  |
| 2020-21 | Swift Current | WHL    | 16             | 3  | 12   | 1    | 953  | 70  | 0   | 4.41 | -  | - | -        | -  | -  | -   |      |  |
|         | Whitecourt    | AJHL   | 2              | 1  | 0    | 1    | 125  | 5   | 0   | 2.40 | -  | - | -        | -  | -  | -   |      |  |
| 2021-22 | Swift Current | WHL    | 49             | 20 | 23   | 6    | 2822 | 141 | 5   | 3.00 | -  | - | -        | -  | -  | -   |      |  |
| 2022-23 | Adirondack    | ECHL   | 20             | 10 | 8    | 2    | 1269 | 62  | 1   | 2.93 | -  | - | -        | -  | -  | -   |      |  |
|         | Utica         | AHL    | 13             | 7  | 3    | 3    | 763  | 46  | 0   | 3.62 | -  | - | -        | -  | -  | -   |      |  |
| 2023-24 | Utica         | AHL    | 28             | 17 | 8    | 1    | 1554 | 66  | 4   | 2.55 | -  | - | -        | -  | -  | -   |      |  |
|         | Adirondack    | ECHL   | 6              | 5  | 0    | 1    | 369  | 15  | 0   | 2.44 | 15 | 7 | 8        | 0  | -  | 4   | 1.86 |  |



## SAMU SALMINEN

Born, Helsinki, FIN, April 9, 2003 Shoots left. 6'3", 190 lbs.; New Jersey's 3rd choice (3rd round), 68th overall, in 2021 Entry Draft.

## CENTER/LEFT WING

| YEAR    | TEAM                   | LEAGUE         | REGULAR SEASON |    |    |     |     |    |    |    |    |   | PLAYOFFS |     |     |    |   |
|---------|------------------------|----------------|----------------|----|----|-----|-----|----|----|----|----|---|----------|-----|-----|----|---|
|         |                        |                | GP             | G  | A  | PTS | PIM | PP | SH | S  | GP | G | A        | PTS | PIM |    |   |
| 2018-19 | Jokerit U16            | U16 SM-sarja Q | 15             | 16 | 23 | 39  | 6   | -  | -  | -  | -  | - | -        | -   | -   | -  |   |
|         | Jokerit U16            | U16 SM-sarja   | 5              | 4  | 14 | 18  | 2   | -  | -  | -  | -  | - | 7        | 7   | 8   | 15 | 6 |
|         | Jokerit U18            | U18 SM-sarja   | 33             | 18 | 18 | 36  | 32  | -  | -  | -  | -  | - | 1        | 0   | 1   | 1  | 0 |
| 2019-20 | Jokerit U18            | U18 SM-sarja   | 7              | 8  | 15 | 23  | 6   | -  | -  | -  | -  | - | -        | -   | -   | -  | - |
|         | Jokerit U20            | U20 SM-liiga   | 23             | 7  | 13 | 20  | 10  | -  | -  | -  | -  | - | -        | -   | -   | -  | - |
| 2020-21 | Jokerit U20 "A"        | U20 SM-sarja   | 17             | 10 | 16 | 26  | 10  | -  | -  | -  | -  | - | -        | -   | -   | -  | - |
|         | Finland U18 "C"        | WJC-18         | 7              | 7  | 2  | 9   | 2   | -  | -  | -  | -  | - | -        | -   | -   | -  | - |
| 2021-22 | Jokerit U20            | U20 SM-sarja   | 44             | 19 | 29 | 48  | 34  | -  | -  | -  | -  | - | 2        | 0   | 0   | 0  | 0 |
| 2022-23 | UConn Hockey East/NCAA |                | 24             | 8  | 7  | 15  | 12  | 5  | 0  | 45 | -  | - | -        | -   | -   | -  | - |
| 2023-24 | UConn Hockey East/NCAA |                | 35             | 7  | 10 | 17  | 35  | 2  | 1  | 74 | -  | - | -        | -   | -   | -  | - |





## ANTON SILAYEV

## DEFENSEMAN

Born, Sarov, RUS, April 11, 2006, Shoots left. 6'7", 209 lbs.; New Jersey's 1st selection (1st round), 10th overall in 2024 NHL Draft.

| YEAR    | TEAM           | LEAGUE | REGULAR SEASON |   |   |     |     |    |    | PLAYOFFS |    |   |   |     |     |
|---------|----------------|--------|----------------|---|---|-----|-----|----|----|----------|----|---|---|-----|-----|
|         |                |        | GP             | G | A | PTS | PIM | PP | SH | S        | GP | G | A | PTS | PIM |
| 2022-23 | Chaika Nizhny  | MHL    | 41             | 2 | 6 | 8   | 28  | -  | -  | -        | 17 | 0 | 2 | 2   | 29  |
| 2023-24 | Torpedo Nizhny | KHL    | 63             | 3 | 8 | 11  | 10  | -  | -  | -        | 5  | 0 | 2 | 2   | 4   |
|         | Chaika Nizhny  | MHL    | -              | - | - | -   | -   | -  | -  | -        | 10 | 0 | 3 | 3   | 22  |



## CAM SQUIRES

## RIGHT WING

Born, Charlottetown, PE, CAN, April 11, 2005, Shoots Right, 6'0", 165lbs; New Jersey's 2nd choice (4th round), 122nd overall.

| YEAR    | TEAM                           | LEAGUE | REGULAR SEASON |    |    |     |     |    |      | PLAYOFFS |    |   |    |     |     |
|---------|--------------------------------|--------|----------------|----|----|-----|-----|----|------|----------|----|---|----|-----|-----|
|         |                                |        | GP             | G  | A  | PTS | PIM | PP | SH   | S        | GP | G | A  | PTS | PIM |
| 2020-21 | Bishop Kearney Selects 15U AAA |        | 14             | 6  | 5  | 11  | 8   | -  | -    | -        | -  | - | -  | -   | -   |
| 2021-22 | Cape Breton Eagles             | QMJHL  | 64             | 16 | 18 | 34  | 36  | -  | -    | -        | -  | - | -  | -   | -   |
| 2022-23 | Cape Breton Eagles             | QMJHL  | 67             | 30 | 34 | 64  | 28  | -  | -    | -        | 4  | 0 | 6  | 6   | 0   |
| 2023-24 | Cape Breton Eagles             | QMJHL  | 66             | 33 | 39 | 72  | 53  | 9  | 1188 | -        | 14 | 9 | 11 | 20  | 15  |



## CHASE STILMAN

## RIGHT WING

Born, St. Louis, MO, March 19, 2003, Shoots right. 6'1", 183 lbs.; New Jersey's 2nd choice (1st round), 29th overall, in 2021 Entry Draft.

| YEAR    | TEAM                          | LEAGUE      | REGULAR SEASON |    |    |     |     |    |    | PLAYOFFS |    |   |   |     |     |
|---------|-------------------------------|-------------|----------------|----|----|-----|-----|----|----|----------|----|---|---|-----|-----|
|         |                               |             | GP             | G  | A  | PTS | PIM | PP | SH | S        | GP | G | A | PTS | PIM |
| 2018-19 | Sudbury Wolves Min. Mtds AAA  | GMHL        | 24             | 19 | 36 | 55  | 20  | -  | -  | -        | -  | - | - | -   | -   |
|         | Sudbury Nickel Capital Wolves | GMHL        | 2              | 1  | 0  | 1   | 0   | -  | -  | -        | -  | - | - | -   | -   |
|         | Rayside-Balfour Canadians     | NOJHL       | 8              | 6  | 2  | 8   | 0   | -  | -  | -        | 5  | 1 | 1 | 2   | 2   |
| 2019-20 | Sudbury Wolves                | OHL         | 58             | 13 | 21 | 34  | 63  | -  | -  | -        | -  | - | - | -   | -   |
|         | Canada White U17WHC-17        |             | 6              | 1  | 3  | 4   | 4   | -  | -  | -        | -  | - | - | -   | -   |
|         | Esbjerg U20 (loan)            | Denmark U20 | 8              | 9  | 7  | 16  | 43  | -  | -  | -        | -  | - | - | -   | -   |
| 2020-21 | Canada U18                    | WJC-18      | 7              | 2  | 2  | 4   | 4   | -  | -  | -        | -  | - | - | -   | -   |
|         | Sudbury                       | OHL         | 24             | 9  | 11 | 20  | 27  | -  | -  | -        | -  | - | - | -   | -   |
|         | Peterborough                  | OHL         | 35             | 10 | 19 | 29  | 37  | -  | -  | -        | 4  | 0 | 1 | 1   | 10  |
| 2022-23 | Peterborough                  | OHL         | 59             | 19 | 29 | 48  | 77  | -  | -  | -        | 21 | 4 | 9 | 13  | 21  |
| 2023-24 | Utica                         | AHL         | 54             | 14 | 10 | 24  | 72  | 2  | 0  | 81       | -  | - | - | -   | -   |

2020 OHL First All-Rookie Team • 2021 U18 WJC Gold Medal



## HERMAN TRAFF

## RIGHT WING

Born, Vaxjöe, SWE, December 31, 2005; Shoots right. 6'3", 216lbs; New Jersey's fourth choice (3rd round), 91st overall in 2024 NHL Draft.

| YEAR    | TEAM               | LEAGUE            | REGULAR SEASON |    |    |     |     |    |    | PLAYOFFS |    |   |   |     |     |
|---------|--------------------|-------------------|----------------|----|----|-----|-----|----|----|----------|----|---|---|-----|-----|
|         |                    |                   | GP             | G  | A  | PTS | PIM | PP | SH | S        | GP | G | A | PTS | PIM |
| 2021-22 | HV71 J18           | J18 Region        | 16             | 8  | 11 | 19  | 12  | -  | -  | -        | -  | - | - | -   | -   |
|         | HV71 J18           | J18 Nationell     | 18             | 9  | 11 | 20  | 2   | -  | -  | -        | -  | - | - | -   | -   |
|         | HV71 J18           | J18 Region        | 4              | 2  | 1  | 3   | 2   | -  | -  | -        | -  | - | - | -   | -   |
| 2022-23 | HV71 J18           | J18 Nationell     | 6              | 8  | 7  | 15  | 6   | -  | -  | -        | 5  | 3 | 1 | 4   | 6   |
|         | HV71 J20           | J20 Nationell     | 32             | 9  | 9  | 18  | 22  | -  | -  | -        | 4  | 1 | 1 | 2   | 0   |
|         | HV71               | SHL               | 1              | 0  | 0  | 0   | 0   | -  | -  | -        | -  | - | - | -   | -   |
|         | HV71               | SHL               | 1              | 0  | 0  | 0   | 0   | -  | -  | -        | -  | - | - | -   | -   |
| 2023-24 | HV71 J20           | J20 Nationell     | 26             | 13 | 8  | 21  | 73  | -  | -  | -        | 2  | 2 | 1 | 3   | 2   |
|         | HV71               | SHL               | 10             | 0  | 0  | 0   | 0   | -  | -  | -        | -  | - | - | -   | -   |
|         | Vasterte IK (Loan) | HockeyAllsvenskan | 8              | 1  | 2  | 3   | 2   | -  | -  | -        | -  | - | - | -   | -   |



## TOPIAS VILEN

Born, Lahti, FIN, April 1, 2003, Shoots left. 6'0", 194 lbs.; New Jersey's 5th choice (5th round), 129th overall, in 2021 Entry Draft.

| YEAR    | TEAM           | LEAGUE         | REGULAR SEASON |   |    |     |     |    |    |    |    | PLAYOFFS |   |     |     |
|---------|----------------|----------------|----------------|---|----|-----|-----|----|----|----|----|----------|---|-----|-----|
|         |                |                | GP             | G | A  | PTS | PIM | PP | SH | S  | GP | G        | A | PTS | PIM |
| 2017-18 | Pelicans U16   | U16 SM-sarja Q | 23             | 4 | 10 | 14  | 8   | -  | -  | -  | -  | -        | - | -   | -   |
|         | Pelicans U16   | U16 SM-sarja   | 17             | 1 | 3  | 4   | 6   | -  | -  | -  | 5  | 0        | 0 | 0   | 2   |
|         | Pelicans U18   | U18 SM-sarja   | 2              | 0 | 0  | 0   | 0   | -  | -  | -  | -  | -        | - | -   | -   |
| 2018-19 | Pelicans U16   | U16 SM-sarja Q | 10             | 1 | 6  | 7   | 6   | -  | -  | -  | -  | -        | - | -   | -   |
|         | Pelicans U16   | U16 SM-sarja   | 1              | 0 | 0  | 0   | 0   | -  | -  | -  | -  | -        | - | -   | -   |
|         | Pelicans U18   | U18 SM-sarja   | 37             | 2 | 6  | 8   | 32  | -  | -  | -  | -  | -        | - | -   | -   |
| 2019-20 | Pelicans U18   | U18 SM-sarja   | 6              | 2 | 0  | 2   | 6   | -  | -  | -  | -  | -        | - | -   | -   |
|         | Pelicans U20   | U20 SM-liiga   | 40             | 4 | 7  | 11  | 16  | -  | -  | -  | -  | -        | - | -   | -   |
|         | Pelicans       | Liiga          | 1              | 0 | 0  | 0   | 0   | -  | -  | -  | -  | -        | - | -   | -   |
| 2020-21 | Pelitat (Loan) | Mestis         | 3              | 0 | 1  | 1   | 0   | -  | -  | -  | -  | -        | - | -   | -   |
|         | Finland U17    | WHC-17         | 4              | 1 | 0  | 1   | 0   | -  | -  | -  | -  | -        | - | -   | -   |
|         | Pelicans       | Liiga          | 35             | 3 | 5  | 8   | 6   | -  | -  | -  | -  | -        | - | -   | -   |
| 2021-22 | Pelitat (Loan) | Mestis         | 6              | 0 | 1  | 1   | 0   | -  | -  | -  | -  | -        | - | -   | -   |
|         | Finland U18    | WJC-18         | 7              | 0 | 4  | 4   | 4   | -  | -  | -  | -  | -        | - | -   | -   |
|         | Pelicans       | Liiga          | 50             | 0 | 6  | 6   | 12  | -  | -  | -  | 3  | 0        | 0 | 0   | 2   |
| 2022-23 | Pelicans       | Liiga          | 41             | 9 | 8  | 17  | 6   | -  | -  | -  | -  | -        | - | -   | -   |
|         | Utica          | AHL            | -              | - | -  | -   | -   | -  | -  | 1  | 0  | 0        | 0 | 0   |     |
| 2023-24 | Finland U20    | WJC-20         | 5              | 0 | 1  | 1   | 0   | -  | -  | -  | -  | -        | - | -   | -   |
|         | Utica          | AHL            | 54             | 2 | 27 | 29  | 16  | 0  | 0  | 68 | -  | -        | - | -   | -   |
|         | Adirondack     | ECHL           | 6              | 3 | 7  | 10  | 2   | -  | -  | -  | -  | -        | - | -   | -   |



## DYLAN WENDT

Born, Grand Haven, January 9th, 2001, Shoots Right, 6'1", 185 lbs.; Undrafted.

| YEAR    | TEAM                   | LEAGUE | REGULAR SEASON |    |    |     |     |    |    |    |    | PLAYOFFS |   |     |     |
|---------|------------------------|--------|----------------|----|----|-----|-----|----|----|----|----|----------|---|-----|-----|
|         |                        |        | GP             | G  | A  | PTS | PIM | PP | SH | S  | GP | G        | A | PTS | PIM |
| 2021-22 | Western Michigan Univ. | NCAA   | 34             | 2  | 1  | 3   | 4   | 0  | 0  | 22 | -  | -        | - | -   | -   |
| 2022-23 | Western Michigan Univ. | NCAA   | 39             | 8  | 14 | 22  | 4   | 1  | 0  | 64 | -  | -        | - | -   | -   |
| 2023-24 | Western Michigan Univ. | NCAA   | 38             | 23 | 21 | 44  | 10  | 9  | 0  | 88 | -  | -        | - | -   | -   |
|         | Utica                  | AHL    | 5              | 1  | 1  | 2   | 2   | 0  | 0  | 5  | -  | -        | - | -   | -   |

## RIGHT WING



## MIKHAIL YEGOROV

Born, St. Petersburg, RUS, March 7, 2006; Catches left. 6'5", 187lbs; New Jersey's 2nd choice (2nd round), 49th overall in 2024 NHL Draft.

| YEAR    | TEAM            | LEAGUE     | GP | W | L  | OT | MINS | REGULAR SEASON |    |      | PLAYOFFS |   |   |      |      |
|---------|-----------------|------------|----|---|----|----|------|----------------|----|------|----------|---|---|------|------|
|         |                 |            |    |   |    |    |      | GA             | SO | AVG  | GP       | W | L | MINS | GA   |
| 2022-23 | CSKA Moskva U17 | Russia U17 | 21 | 0 | 0  | 0  | -    | -              | -  | -    | -        | - | 5 | -    | 1.31 |
| 2023-24 | Omaha           | USHL       | 43 | 8 | 25 | 3  | 2117 | 136            | 1  | 3.86 | -        | - | - | -    | -    |

## GOALTENDER





**UTICA COMETS**  
**ADIRONDACK BANK CENTER**  
**400 ORISKANY ST. WEST**  
**UTICA, NEW YORK 13502**  
**(315) 970-9070 • UTICACOMETS.COM**



**DIRECTORY**

|                     |                      |                       |  |
|---------------------|----------------------|-----------------------|--|
| David Blitzer ..... | Managing Partner     | Brian Suslow .....    | Video Coach                                      |
| Josh Harris .....   | Managing Partner     | Adam Purner .....     | Video Coach                                      |
| Robert Esche .....  | President            | Matt Salmen .....     | Athletic Trainer                                 |
| Dan MacKinnon ..... | General Manager      | Matias Sarvela .....  | Strength/Conditioning Coach                      |
| Scott Litwack ..... | Ass. General Manager | Molly Harkins .....   | Ass. Athletic Trainer                            |
| Kevin Dineen .....  | Head Coach           | Damion Parmelee ..... | Equipment Manager                                |
| David Cuniff .....  | Assistant Coach      | Aaron Hoffmeyer ..... | Assistant Equipment Manager                      |
| Ryan Parent .....   | Assistant Coach      | Jason Shaya .....     | TV/Radio Broadcaster, Director of Communications |
| Brian Eklund .....  | Goaltending Coach    | Michael Lehr .....    | Radio Broadcaster & Digital Content Manager      |

**2023-24 AHL FINAL STANDINGS**

| ATLANTIC              |    |    |     |    |     |     | CENTRAL |     |              |    |     |    |     |    |    |     |     |
|-----------------------|----|----|-----|----|-----|-----|---------|-----|--------------|----|-----|----|-----|----|----|-----|-----|
| GP                    | W  | L  | OTL | SL | PTS | GF  | GA      | GP  | W            | L  | OTL | SL | PTS | GF | GA |     |     |
| HERSHEY               | 72 | 53 | 14  | 0  | 5   | 111 | 229     | 151 | MILWAUKEE    | 72 | 47  | 22 | 2   | 1  | 97 | 238 | 193 |
| PROVIDENCE            | 72 | 42 | 21  | 6  | 3   | 93  | 239     | 208 | GRAND RAPIDS | 72 | 37  | 23 | 8   | 4  | 86 | 208 | 202 |
| WILKES BARRE/SCRANTON | 72 | 39 | 24  | 8  | 1   | 87  | 211     | 194 | ROCKFORD     | 72 | 39  | 26 | 5   | 2  | 85 | 215 | 208 |
| CHARLOTTE             | 72 | 39 | 26  | 7  | 0   | 85  | 217     | 203 | TEXAS        | 72 | 33  | 33 | 4   | 2  | 72 | 234 | 240 |
| HARTFORD              | 72 | 34 | 28  | 7  | 3   | 78  | 204     | 219 | MANITOBA     | 72 | 34  | 35 | 2   | 1  | 71 | 225 | 243 |
| LEHIGH                | 72 | 32 | 32  | 6  | 3   | 73  | 191     | 217 | IOWA         | 72 | 27  | 37 | 4   | 4  | 62 | 184 | 245 |
| SPRINGFIELD           | 72 | 30 | 37  | 3  | 2   | 65  | 226     | 244 | CHICAGO      | 72 | 23  | 35 | 7   | 7  | 60 | 192 | 253 |
| BRIDGEPORT            | 72 | 25 | 38  | 7  | 2   | 59  | 162     | 222 |              |    |     |    |     |    |    |     |     |

| NORTH     |    |    |     |    |     |    | PACIFIC |     |                  |    |     |    |     |    |     |     |     |
|-----------|----|----|-----|----|-----|----|---------|-----|------------------|----|-----|----|-----|----|-----|-----|-----|
| GP        | W  | L  | OTL | SL | PTS | GF | GA      | GP  | W                | L  | OTL | SL | PTS | GF | GA  |     |     |
| CLEVELAND | 72 | 40 | 24  | 5  | 3   | 88 | 233     | 238 | COACHELLA VALLEY | 72 | 46  | 15 | 6   | 5  | 103 | 252 | 182 |
| ROCHESTER | 72 | 39 | 23  | 7  | 3   | 88 | 234     | 239 | TUCSON           | 72 | 43  | 23 | 4   | 2  | 92  | 222 | 214 |
| SYRACUSE  | 72 | 39 | 24  | 4  | 5   | 87 | 220     | 203 | ONTARIO          | 72 | 42  | 23 | 3   | 4  | 91  | 231 | 198 |
| BELLVILLE | 72 | 38 | 28  | 3  | 3   | 82 | 209     | 211 | COLORADO         | 72 | 40  | 25 | 5   | 2  | 87  | 215 | 195 |
| TORONTO   | 72 | 34 | 26  | 10 | 2   | 80 | 249     | 220 | ABBOTSFORD       | 72 | 40  | 25 | 5   | 2  | 87  | 234 | 210 |
| UTICA*    | 72 | 32 | 29  | 5  | 6   | 75 | 221     | 226 | BAKERSFIELD      | 72 | 39  | 27 | 4   | 2  | 84  | 223 | 202 |
| LAVAL     | 72 | 33 | 31  | 6  | 2   | 74 | 235     | 242 | CALGARY          | 72 | 35  | 28 | 6   | 3  | 79  | 203 | 212 |
|           |    |    |     |    |     |    |         |     | HENDERSON        | 72 | 28  | 36 | 3   | 5  | 64  | 190 | 243 |
|           |    |    |     |    |     |    |         |     | SAN DIEGO        | 72 | 26  | 35 | 10  | 1  | 63  | 216 | 245 |
|           |    |    |     |    |     |    |         |     | SAN JOSE         | 72 | 24  | 34 | 10  | 4  | 62  | 220 | 260 |

\*New Jersey affiliate

**ATLANTIC DIVISION FIRST ROUND**  
 LV 2 : WBS 0 • HFD 2 : CLT 1

**NORTH DIVISION SEMIFINALS**  
 CLE 3 : BEL 1 • SYR 3 : ROC 2

**CENTRAL DIVISION FINALS**  
 MIL 3 : GR 2

**NORTH DIVISION FIRST ROUND**  
 BEL 2 : TOR 1

**CENTRAL DIVISION SEMIFINALS**  
 MIL 3 : TEX 2 • GR 3 : RFD 1

**PACIFIC DIVISION FINALS**  
 CV 3 : ONT 0

**CENTRAL DIVISION FIRST ROUND**  
 TEX 2 : MB 0

**PACIFIC DIVISION SEMIFINALS**  
 CV 3 : CGY 1 • ONT 3 : ABB 0

**EASTERN CONFERENCE FINALS**  
 HER 4 : CLE 3

**PACIFIC DIVISION FIRST ROUND**  
 CGY 2 : TUC 0  
 ONT 2 : BAK 0

**ATLANTIC DIVISION FINALS**  
 HER 3 : HFD 0

**WESTERN CONFERENCE FINALS**  
 CV 4 : MIL 1

**ATLANTIC DIVISION SEMIFINALS**  
 HER 3 : LV 1 | HFD 3 : PRO 1

**NORTH DIVISION FINALS**  
 CLE 3 : SYR 0

**CALDER CUP FINALS**  
 HER 4 : CV 2

**2024-25 SCHEDULE**

**OCTOBER**

|         |    |                 |           |
|---------|----|-----------------|-----------|
| Fri. 11 | vs | Syracuse.....   | 7:00 P.M. |
| Sat. 12 | vs | Rochester.....  | 7:00 P.M. |
| Sat. 19 | @  | Belleville..... | 7:00 P.M. |
| Sun. 20 | @  | TOR.....        | 4:00 P.M. |
| Fri. 25 | @  | Laval.....      | 7:00 P.M. |
| Sat. 26 | vs | Laval.....      | 7:00 P.M. |
| Wed. 30 | @  | Laval.....      | 7:00 P.M. |

**NOVEMBER**

|         |    |                    |           |
|---------|----|--------------------|-----------|
| Fri. 1  | vs | Rochester.....     | 7:00 P.M. |
| Sat. 2  | vs | Rochester.....     | 7:00 P.M. |
| Fri. 8  | vs | Cleveland.....     | 7:00 P.M. |
| Sat. 9  | @  | Lehigh Valley..... | 7:05 P.M. |
| Mon. 11 | vs | Cleveland.....     | 5:00 P.M. |
| Sat. 16 | vs | Syracuse.....      | 7:00 P.M. |
| Fri. 22 | @  | Syracuse.....      | 7:00 P.M. |
| Sat. 23 | @  | Rochester.....     | 5:05 P.M. |
| Wed. 27 | vs | Providence.....    | 7:00 P.M. |
| Fri. 29 | @  | Springfield.....   | 4:05 P.M. |
| Sat. 30 | @  | Providence.....    | 7:05 P.M. |

**DECEMBER**

|         |    |                 |           |
|---------|----|-----------------|-----------|
| Wed. 4  | @  | Rochester.....  | 7:05 P.M. |
| Fri. 6  | vs | Providence..... | 7:00 P.M. |
| Sat. 14 | @  | Syracuse.....   | 7:00 P.M. |
| Wed. 18 | @  | Cleveland.....  | 7:00 P.M. |
| Thu. 19 | @  | Cleveland.....  | 7:00 P.M. |
| Fri. 27 | @  | Rochester.....  | 7:05 P.M. |
| Sat. 28 | vs | Rochester.....  | 7:00 P.M. |
| Tue. 31 | @  | Belleville..... | 3:00 P.M. |

**JANUARY**

|         |    |                            |           |
|---------|----|----------------------------|-----------|
| Fri. 3  | vs | Lehigh Valley.....         | 7:00 P.M. |
| Sat. 4  | vs | Belleville.....            | 7:00 P.M. |
| Wed. 8  | vs | Syracuse.....              | 7:00 P.M. |
| Fri. 10 | @  | Rochester.....             | 7:05 P.M. |
| Sat. 11 | vs | Toronto.....               | 7:00 P.M. |
| Wed. 15 | vs | Hartford.....              | 7:00 P.M. |
| Fri. 17 | vs | Laval.....                 | 7:00 P.M. |
| Sat. 18 | @  | Laval.....                 | 7:00 P.M. |
| Mon. 20 | @  | Syracuse.....              | 1:00 P.M. |
| Wed. 22 | vs | Bridgeport.....            | 7:00 P.M. |
| Fri. 24 | vs | Wilkes-Barre/Scranton..... | 7:00 P.M. |
| Sat. 25 | @  | Wilkes-Barre/Scranton..... | 6:05 P.M. |
| Wed. 29 | @  | Rochester.....             | 7:00 P.M. |
| Fri. 31 | vs | Belleville.....            | 7:00 P.M. |

**FEBRUARY**

|         |    |                 |           |
|---------|----|-----------------|-----------|
| Sat. 1  | @  | Belleville..... | 7:00 P.M. |
| Fri. 7  | @  | Syracuse.....   | 7:00 P.M. |
| Sat. 8  | vs | Belleville..... | 7:00 P.M. |
| Fri. 14 | @  | Providence..... | 7:05 P.M. |
| Sat. 15 | vs | Rochester.....  | 7:00 P.M. |
| Mon. 17 | @  | Belleville..... | 3:00 P.M. |
| Wed. 19 | vs | Belleville..... | 7:00 P.M. |
| Fri. 21 | @  | Providence..... | 7:05 P.M. |
| Sat. 22 | @  | Bridgeport..... | 5:00 P.M. |
| Fri. 28 | vs | Rochester.....  | 7:00 P.M. |

**MARCH**

|         |    |                |           |
|---------|----|----------------|-----------|
| Sat. 1  | @  | Hartford.....  | 6:00 P.M. |
| Sun. 2  | vs | Syracuse.....  | 3:00 P.M. |
| Wed. 5  | @  | Laval.....     | 7:00 P.M. |
| Fri. 7  | vs | Syracuse.....  | 7:00 P.M. |
| Wed. 12 | @  | Syracuse.....  | 7:00 P.M. |
| Fri. 14 | vs | Laval.....     | 7:00 P.M. |
| Sat. 15 | vs | Laval.....     | 7:00 P.M. |
| Wed. 19 | vs | Charlotte..... | 7:00 P.M. |
| Sat. 22 | vs | Charlotte..... | 7:00 P.M. |
| Sun. 23 | @  | Rochester..... | 3:05 P.M. |
| Fri. 28 | @  | Syracuse.....  | 7:00 P.M. |
| Sat. 29 | vs | Hershey.....   | 7:00 P.M. |
| Sun. 30 | @  | Hershey.....   | 5:00 P.M. |

**APRIL**

|         |    |                  |            |
|---------|----|------------------|------------|
| Wed. 2  | @  | Toronto.....     | 10:45 A.M. |
| Fri. 4  | vs | Springfield..... | 7:00 P.M.  |
| Sat. 5  | vs | Providence.....  | 7:00 P.M.  |
| Wed. 9  | vs | Syracuse.....    | 7:00 P.M.  |
| Sat. 12 | @  | Charlotte.....   | 4:00 P.M.  |
| Sun. 13 | @  | Charlotte.....   | 1:00 P.M.  |
| Wed. 16 | vs | Toronto.....     | 7:00 P.M.  |
| Fri. 18 | vs | Syracuse.....    | 7:00 P.M.  |
| Sat. 19 | @  | Syracuse.....    | 7:00 P.M.  |

All times are Eastern  
 Schedule is subject to change

**2023-24 UTICA COMETS FINAL REGULAR SEASON STATISTICS**  
**32-29-5-6=75PTS. (.521); 6TH PLACE, NORTH DIVISION/11TH PLACE, EASTERN CONFERENCE**

| POS. | NO. | PLAYER               | GP | G  | A  | PTS | +/- | PIM | PP | SH | GW | OT | S   | PCTG |
|------|-----|----------------------|----|----|----|-----|-----|-----|----|----|----|----|-----|------|
|      | 26  | Ryan Schmelzer       | 72 | 18 | 34 | 52  | 14  | 38  | 4  | 3  | 3  | 0  | 134 | 13.4 |
| RW   | 92  | Graeme Clarke        | 67 | 25 | 24 | 49  | 10  | 30  | 4  | 0  | 8  | 0  | 202 | 12.4 |
| F    | 67  | Xavier Parent        | 71 | 15 | 30 | 45  | -11 | 56  | 2  | 0  | 3  | 1  | 133 | 11.3 |
| C    | 51  | Kyle Criscuolo       | 63 | 16 | 26 | 42  | 2   | 23  | 2  | 1  | 0  | 0  | 146 | 11.0 |
| C    | 10  | Justin Dowling       | 57 | 14 | 26 | 40  | -6  | 20  | 7  | 0  | 2  | 0  | 126 | 11.1 |
| D    | 5   | Robbie Russo         | 69 | 4  | 26 | 30  | 9   | 53  | 0  | 0  | 3  | 0  | 109 | 3.7  |
| F    | 24  | Brian Halonen        | 35 | 20 | 9  | 29  | 5   | 19  | 9  | 0  | 1  | 0  | 102 | 19.6 |
| C    | 15  | Joe Gambardella      | 61 | 9  | 20 | 29  | 2   | 7   | 3  | 0  | 1  | 1  | 67  | 13.4 |
| D    | 83  | Topias Vilen         | 54 | 2  | 27 | 29  | 0   | 16  | 0  | 0  | 0  | 0  | 68  | 2.9  |
| RW   | 61  | Chase Stillman       | 54 | 14 | 10 | 24  | -2  | 72  | 2  | 0  | 3  | 0  | 81  | 17.3 |
| LW   | 20  | Max Willman          | 33 | 12 | 10 | 22  | -9  | 14  | 1  | 0  | 0  | 0  | 104 | 11.5 |
| D    | 23  | Tyler Wotherspoon    | 65 | 4  | 18 | 22  | 1   | 20  | 2  | 0  | 0  | 0  | 102 | 3.9  |
| D    | 8   | Santeri Hatakka      | 48 | 5  | 15 | 20  | -1  | 32  | 1  | 0  | 0  | 0  | 61  | 8.2  |
| LW   | 79  | Samuel Laberge       | 59 | 6  | 13 | 19  | 1   | 92  | 0  | 0  | 0  | 0  | 92  | 12.5 |
| C    | 21  | Nolan Stevens        | 56 | 5  | 14 | 19  | 10  | 34  | 0  | 0  | 0  | 0  | 43  | 11.6 |
| RW   | 14  | Shane Bowers         | 43 | 10 | 4  | 14  | -12 | 8   | 1  | 2  | 2  | 0  | 78  | 12.8 |
| D    | 93  | Daniil Misyul        | 44 | 4  | 10 | 14  | 1   | 47  | 0  | 1  | 1  | 0  | 47  | 11.8 |
| F    | 16  | Arnaud Durandeu      | 48 | 6  | 18 | 24  | -7  | 31  | 1  | 0  | 0  | 0  | 23  | 4.3  |
| LW   | 90  | Timur Ibragimov      | 35 | 6  | 7  | 13  | 0   | 2   | 1  | 0  | 1  | 0  | 22  | 27.3 |
| RW   | 11  | Nathan Legare        | 54 | 8  | 4  | 12  | -10 | 61  | 0  | 4  | 2  | 0  | 61  | 9.8  |
| C    | 16  | Filip Engaras        | 53 | 6  | 6  | 12  | 2   | 12  | 0  | 1  | 0  | 0  | 52  | 11.5 |
| D    | 2   | Michael Vukojevic    | 49 | 3  | 7  | 10  | -10 | 32  | 0  | 0  | 0  | 0  | 50  | 6.0  |
| F    | 48  | Erik Middendorp      | 24 | 4  | 5  | 9   | 5   | 6   | 0  | 0  | 0  | 0  | 26  | 15.4 |
| D    | 52  | Cal Foote            | 24 | 2  | 7  | 9   | -14 | 17  | 1  | 0  | 0  | 0  | 38  | 5.3  |
| D    | 7   | Simon Nemeec         | 13 | 2  | 6  | 8   | 1   | 6   | 0  | 0  | 0  | 0  | 24  | 8.3  |
| D    | 3   | Will MacKinnon       | 40 | 3  | 3  | 6   | 7   | 41  | 0  | 0  | 0  | 0  | 60  | 5    |
| LW   | 25  | Nolan Foote          | 4  | 3  | 1  | 4   | 0   | 2   | 2  | 0  | 1  | 0  | 7   | 42.9 |
| F    | 28  | T.J. Friedmann       | 3  | 1  | 1  | 2   | 2   | 0   | 0  | 0  | 0  | 0  | 2   | 50.0 |
| F    | 37  | Dylan Wendt          | 5  | 1  | 1  | 2   | -2  | 2   | 0  | 0  | 1  | 0  | 5   | 20.0 |
| LW   | 19  | Ryan Fitzgerald      | 22 | 1  | 1  | 2   | -8  | 8   | 0  | 0  | 0  | 0  | 23  | 4.3  |
| D    | 22  | Colin Felix          | 23 | 0  | 2  | 2   | 0   | 47  | 0  | 0  | 0  | 0  | 16  | 0    |
| F    | 18  | Jace Isley           | 7  | 1  | 0  | 1   | -1  | 0   | 0  | 0  | 0  | 0  | 2   | 50.0 |
| D    | 52  | Jackson Van de Leest | 6  | 0  | 1  | 1   | 4   | 0   | 0  | 0  | 0  | 0  | 3   | 0    |
| D    | 6   | Austin Osmanski      | 13 | 0  | 1  | 1   | -1  | 20  | 0  | 0  | 0  | 0  | 11  | 0    |
| F    | 13  | Jack Malone          | 1  | 0  | 0  | 0   | -1  | 0   | 0  | 0  | 0  | 0  | 0   | 0    |
| RW   | 71  | Yushiro Hirano       | 4  | 0  | 0  | 0   | -5  | 0   | 0  | 0  | 0  | 0  | 3   | 0    |

| SW#                 | GOALTENDER     | GPI       | MINS        | AVG         | W         | L         | OT       | EN       | SO       | GA         | SA          | SV%          | G        | A        | PIM      |
|---------------------|----------------|-----------|-------------|-------------|-----------|-----------|----------|----------|----------|------------|-------------|--------------|----------|----------|----------|
| 1                   | Isaac Poulter  | 28        | 1554        | 2.55        | 17        | 8         | 1        | 2        | 4        | 66         | 744         | 0.911        | 0        | 0        | 2        |
| 40                  | Akira Schmid   | 23        | 1353        | 3.06        | 9         | 8         | 5        | 2        | 1        | 69         | 650         | 0.894        | 0        | 0        | 0        |
| 31                  | Erik Kallgren  | 16        | 794         | 3.62        | 4         | 6         | 3        | 1        | 1        | 48         | 374         | 0.872        | 0        | 0        | 0        |
| 50                  | Nico Daws      | 10        | 580         | 2.89        | 2         | 6         | 2        | 3        | 0        | 28         | 255         | 0.667        | 0        | 0        | 0        |
| 56                  | Jeremy Brodeur | 1         | 53          | 2.26        | 0         | 1         | 0        | 0        | 0        | 2          | 22          | 0.909        | 0        | 0        | 0        |
| <b>Utica Totals</b> |                | <b>72</b> | <b>4424</b> | <b>3.01</b> | <b>32</b> | <b>29</b> | <b>5</b> | <b>8</b> | <b>6</b> | <b>220</b> | <b>2052</b> | <b>0.893</b> | <b>0</b> | <b>0</b> | <b>2</b> |

**DEVILS FAN CLUB AWARDS**

**Fan Club Player of the Year**

|         |                   |
|---------|-------------------|
| 1982-83 | Glenn Resch       |
| 1983-84 | Mel Bridgman      |
| 1984-85 | Kirk Muller       |
| 1985-86 | Greg Adams        |
| 1986-87 | Doug Sulliman     |
| 1987-88 | Pat Verbeek       |
| 1988-89 | John MacLean      |
| 1989-90 | John MacLean      |
| 1990-91 | John MacLean      |
| 1991-92 | Claude Lemieux    |
| 1992-93 | Alexander Semak   |
| 1993-94 | Martin Brodeur    |
| 1994-95 | Stephane Richer   |
| 1995-96 | Martin Brodeur    |
| 1996-97 | Martin Brodeur    |
| 1997-98 | Martin Brodeur    |
| 1998-99 | Petr Szykora      |
| 1999-00 | Patrik Elias      |
| 2000-01 | Alexander Mogilny |
| 2001-02 | Patrik Elias      |
| 2002-03 | Martin Brodeur    |
| 2003-04 | Patrik Elias      |
| 2005-06 | Brian Gionta      |
| 2006-07 | Martin Brodeur    |
| 2007-08 | Martin Brodeur    |
| 2008-09 | Zach Parise       |
| 2009-10 | Zach Parise       |
| 2010-11 | Ilya Kovalchuk    |
| 2011-12 | Ilya Kovalchuk    |
| 2012-13 | Patrik Elias      |
| 2013-14 | Jaromir Jagr      |
| 2014-15 | Cory Schneider    |
| 2015-16 | Cory Schneider    |
| 2016-17 | Kyle Palmieri     |
| 2017-18 | Taylor Hall       |

**Player of the Year (cont.)**

|         |               |
|---------|---------------|
| 2018-19 | Kyle Palmieri |
| 2019-20 | Kyle Palmieri |
| 2021-22 | Jesper Bratt  |
| 2022-23 | Jack Hughes   |
| 2023-24 | Nico Hischier |

**Fan Club Rookie of the Year**

|         |                   |
|---------|-------------------|
| 1982-83 | Jeff Larmer       |
| 1983-84 | Pat Verbeek       |
| 1984-85 | Kirk Muller       |
| 1985-86 | Craig Wolanin     |
| 1986-87 | Gord Mark         |
| 1987-88 | Doug Brown        |
| 1988-89 | Sean Burke        |
| 1989-90 | Janne Ojanen      |
| 1990-91 | Eric Weinrich     |
| 1991-92 | Kevin Todd        |
| 1992-93 | Scott Niedermayer |
| 1993-94 | Martin Brodeur    |
| 1994-95 | Brian Rolston     |
| 1995-96 | Petr Szykora      |
| 1996-97 | Denis Pederson    |
| 1997-98 | Patrik Elias      |
| 1998-99 | Brendan Morris    |
| 1999-00 | Scott Gomez       |
| 2000-01 | Colin White       |
| 2001-02 | Brian Gionta      |
| 2002-03 | Mike Rupp         |
| 2003-04 | Paul Martin       |
| 2005-06 | Zach Parise       |
| 2006-07 | Travis Zajac      |
| 2007-08 | David Clarkson    |
| 2008-09 | Petr Vrana        |
| 2009-10 | Mark Fraser       |
| 2010-11 | Mattias Tedenby   |

**Rookie of the Year (cont.)**

|         |                     |
|---------|---------------------|
| 2011-12 | Adam Henrique       |
| 2012-13 | Alexander Urbom     |
| 2013-14 | Eric Gelinas        |
| 2014-15 | Keith Kinkaid       |
| 2015-16 | Joseph Blandisi     |
| 2016-17 | Miles Wood          |
| 2017-18 | Nico Hischier       |
| 2018-19 | Mackenzie Blackwood |
| 2019-20 | Mackenzie Blackwood |
| 2021-22 | Dawson Mercer       |
| 2022-23 | Akira Schmid        |
| 2023-24 | Luke Hughes         |

**Fan Club Player of the Month**

|         |                     |
|---------|---------------------|
| 10/2019 | Kyle Palmieri       |
| 11/2019 | Kyle Palmieri       |
| 12/2019 | Kyle Palmieri       |
| 01/2020 | Mackenzie Blackwood |
| 02/2020 | Mackenzie Blackwood |
| 03/2020 | No Games            |
| 04/2020 | No Games            |
| 10/2021 | Dawson Mercer       |
| 11/2021 | Jesper Bratt        |
| 12/2021 | Jack Hughes         |
| 01/2022 | Jesper Bratt        |
| 02/2022 | Jack Hughes         |
| 03/2022 | Jack Hughes         |
| 04/2022 | Jesper Bratt        |
| 10/2023 | Jack Hughes         |
| 11/2023 | Jack Hughes         |
| 12/2023 | Jack Hughes         |
| 01/2024 | Tyler Toffoli       |
| 02/2024 | Nico Hischier       |
| 03/2024 | Timo Meier          |
| 04/2024 | Nico Hischier       |



**ANTON SILAYEV****Defenseman**

Born, Sarov, RUS, April 11, 2006; Shoots left. 6'7", 207 lbs.; New Jersey's 1st choice (1st round), 10th overall, in 2024 NHL Draft.

| Year    | Team           | League | GP | G | A | PTS | PIM |
|---------|----------------|--------|----|---|---|-----|-----|
| 2022-23 | Chaika Nizhny  | MHL    | 41 | 2 | 6 | 8   | 28  |
| 2023-24 | Torpedo Nizhny | KHL    | 63 | 3 | 8 | 11  | 10  |

**MIKHAIL YEGOROV****Goaltender**

Born, St. Petersburg, RUS, March 7, 2006; Catches left. 6'5", 187lbs; New Jersey's 2nd choice (2nd round), 49th overall in 2024 NHL Draft.

| Year    | Team  | League | GP | MIN  | GA  | SO | AVG  |
|---------|-------|--------|----|------|-----|----|------|
| 2023-24 | Omaha | USHL   | 43 | 2117 | 136 | 1  | 3.86 |

**KASPER PIKKARAINEN****Right Wing**

Born, Helsinki, FIN, August 7, 2006; Shoots right. 6'3", 198lbs; New Jersey's third choice (3rd round), 85th overall in 2024 NHL Draft.

| Year    | Team        | League       | GP | G  | A  | PTS | PIM |
|---------|-------------|--------------|----|----|----|-----|-----|
| 2021-22 | TPS U16     | U16 SM-sarja | 38 | 27 | 29 | 56  | 30  |
|         | TPS U18     | U18 SM-sarja | 5  | 1  | 0  | 1   | 4   |
| 2022-23 | TPS U18     | U18 SM-sarja | 39 | 9  | 15 | 24  | 18  |
|         | TPS U20     | U20 SM-sarja | 1  | 0  | 0  | 0   | 0   |
|         | Finland U17 | WHC-17       | 7  | 0  | 2  | 2   | 8   |
| 2023-24 | TPS U18     | U18 SM-sarja | 1  | 0  | 1  | 1   | 2   |
|         | TPS U20     | U20 SM-sarja | 34 | 12 | 16 | 28  | 28  |
|         | TPS         | Liiga        | 5  | 0  | 0  | 0   | 0   |
|         | Finland U18 | WJC-18       | 5  | 1  | 0  | 1   |     |

**HERMAN TRAFF****Right Wing**

Born, Vaxjoe, SWE, December 31, 2005; Shoots right. 6'3", 216lbs; New Jersey's fourth choice (3rd round), 91st overall in 2024 NHL Draft.

| Year    | Team               | League            | GP | G  | A  | PTS | PIM |
|---------|--------------------|-------------------|----|----|----|-----|-----|
| 2021-22 | HV71 J18           | J18 Region        | 16 | 8  | 11 | 19  | 12  |
|         | HV71 J18           | J18 Nationell     | 18 | 9  | 11 | 20  | 2   |
| 2022-23 | HV71 J18           | J18 Region        | 4  | 2  | 1  | 3   | 2   |
|         | HV71 J18           | J18 Nationell     | 6  | 8  | 7  | 15  | 6   |
|         | HV71 J20           | J20 Nationell     | 32 | 9  | 9  | 18  | 22  |
|         | HV71               | SHL               | 1  | 0  | 0  | 0   | 0   |
| 2023-24 | HV71 J20           | J20 Nationell     | 26 | 13 | 8  | 21  | 73  |
|         | HV71               | SHL               | 10 | 0  | 0  | 0   | 0   |
|         | Vasteras IK (Loan) | HockeyAllsvenskan | 8  | 1  | 2  | 3   | 2   |

**MAX GRAHAM****Center**

Born, Whitehorse, CAN, May 21, 2004; Shoots left. 6'3", 203lbs; New Jersey's fifth choice (5th round), 139th overall in 2024 NHL Draft.

| Year    | Team    | League | GP | G  | A  | PTS | PIM |
|---------|---------|--------|----|----|----|-----|-----|
| 2021-22 | Kelowna | WHL    | 64 | 10 | 23 | 33  | 43  |
| 2022-23 | Kelowna | WHL    | 54 | 13 | 8  | 21  | 65  |
| 2023-24 | Kelowna | WHL    | 67 | 20 | 22 | 42  | 135 |

**VEETI LOUHIVAARA****Goaltender**

Born, Jvaskyla, FIN, February 6, 2006; catches left. 6'4", 207lbs; New Jersey's sixth choice (5th round), 146th overall in 2024 NHL Draft.

| Year    | Team    | League       | GP | MIN | GA | SO | AVG  |
|---------|---------|--------------|----|-----|----|----|------|
| 2021-22 | JYP U16 | U16 SM-sarja | 14 | -   | -  | 2  | 1.72 |
| 2022-23 | JYP U18 | U18 SM-sarja | 20 | -   | -  | 2  | 2.72 |
| 2023-24 | JYP U20 | U20 SM-sarja | 21 | -   | -  | 1  | 2.87 |
|         | JYP     | Liiga        | 1  | 17  | 0  | 0  | 0.00 |

**METYAS MELOVSKY****Center**

Born, Unicov, CZE, May 25, 2004; Shoots right. 6'1", 190lbs; New Jersey's seventh choice (6th round), 171th overall in 2024 NHL Draft.

| Year    | Team             | League      | GP | G  | A  | PTS | PIM |
|---------|------------------|-------------|----|----|----|-----|-----|
| 2021-22 | HC Vitkovice U20 | Czechia U20 | 26 | 14 | 16 | 30  | 20  |
|         | HC Vitkovice     | Czechia     | 1  | 0  | 0  | 0   | 0   |
|         | Czechia U18      | WJC-18      | 6  | 0  | 1  | 1   | 0   |
| 2022-23 | Baie-Comeau      | QMJHL       | 59 | 6  | 52 | 58  | 28  |
| 2023-24 | Baie-Comeau      | QMJHL       | 53 | 18 | 42 | 60  | 27  |
|         | Czechia U20      | WJC         | 7  | 1  | 10 | 11  | 4   |

**DEVILS' 2024 ENTRY DRAFT SUMMARY**

**1st round** 10th overall

**2nd round** 49th overall

**3rd round** 85th overall  
91st overall

**5th round** 139th overall  
146th overall

**6th round** 171st overall

| Rd./    | 2024               | Pos. |
|---------|--------------------|------|
| Overall | Player             |      |
| 1/10    | Anton Silayev      | D    |
| 2/49    | Mikhail Yegorov    | G    |
| 3/85    | Kasper Pikkarainen | RW   |
| 3/91    | Herman Traff       | RW   |
| 5/139   | Max Graham         | C    |
| 5/146   | Veeti Louhivaara   | G    |
| 6/171   | Matyas Melovsky    | C    |

| Rd./    | 2023             | Pos. |
|---------|------------------|------|
| Overall | Player           |      |
| 2/58    | Lenni Hamenaho   | RW   |
| 4/122   | Cam Squires      | RW   |
| 5/154   | Chase Cheslock   | D    |
| 6/164   | Cole Brown       | RW   |
| 6/186   | Daniil Karповich | D    |

| Rd./    | 2022            | Pos. |
|---------|-----------------|------|
| Overall | Player          |      |
| 1/2     | Simon Nemeč     | D    |
| 2/46    | Seamus Casey    | D    |
| 4/102   | Tyler Brennan   | D    |
| 4/110   | Daniil Orlov    | G    |
| 4/126   | Charles Leddy   | D    |
| 5/141   | Petr Hauser     | RW   |
| 6/166   | Josh Filmon     | LW   |
| 7/198   | Artem Barabosha | D    |

| Rd./    | 2021            | Pos. |
|---------|-----------------|------|
| Overall | Player          |      |
| 1/4     | Luke Hughes     | D    |
| 1/29    | Chase Silman    | RW   |
| 3/68    | Samu Salminen   | C    |
| 4/100   | Jakub Mlek      | G    |
| 5/129   | Topias Virten   | D    |
| 6/164   | Viktor Hurtig   | D    |
| 7/203   | Zakhar Bardakov | C    |

| Rd./    | 2020                 | Pos. |
|---------|----------------------|------|
| Overall | Player               |      |
| 1/7     | Alexander Holtz      | RW   |
| 1/18    | Dawson Mercer        | C    |
| 1/20    | Shakir Mukhamadullin | D    |
| 3/84    | Nicolas Daws         | C    |
| 4/99    | Jaromir Pytlík       | G    |
| 4/120   | Ethan Edwards        | C    |
| 5/130   | Artem Shlaine        | C    |
| 6/161   | Benjamin Baumgartner | C    |

| Rd./    | 2019               | Pos. |
|---------|--------------------|------|
| Overall | Player             |      |
| 1/1     | Jack Hughes        | C    |
| 2/61    | Nikita Khokhlyuk   | D    |
| 3/70    | Daniil Misyul      | C    |
| 3/80    | Graeme Clarke      | RW   |
| 3/82    | Michael Vučkojević | D    |
| 4/96    | Tyce Thompson      | RW   |
| 4/127   | Case McCarthy      | G    |
| 5/127   | Cole Brady         | G    |
| 5/129   | Arseny Gritsyuk    | RW   |
| 6/158   | Patrick Moynihan   | RW   |
| 7/189   | Nikola Pasić       | RW   |

| Rd./    | 2018               | Pos. |
|---------|--------------------|------|
| Overall | Player             |      |
| 1/17    | Ty Smith           | D    |
| 4/110   | Xavier Bernard     | D    |
| 5/136   | Akira Schmid       | G    |
| 5/141   | Yegor Sharangovich | C    |
| 6/172   | Mitchell Hoelscher | C    |
| 7/203   | Eetu Pakkila       | RW   |

| Rd./    | 2017              | Pos.  |
|---------|-------------------|-------|
| Overall | Player            |       |
| 1/1     | Nico Hischier     | C     |
| 2/36    | Jesper Boqvist    | C     |
| 3/63    | Fabian Zetterlund | C     |
| 3/81    | Reilly Walsh      | D     |
| 4/98    | Nikita Popugaev   | RW/LW |
| 5/129   | Gilles Senn       | G     |
| 5/143   | Marian Studenic   | LW/RW |
| 6/160   | Aarne Talvitie    | C     |
| 7/191   | Jocktan Chainey   | D     |
| 7/205   | Yegor Zaitsev     | D     |
| 7/214   | Reilly Walsh      | D     |

| Rd./    | 2016           | Pos. |
|---------|----------------|------|
| Overall | Player         |      |
| 1/12    | Michael McLeod | C    |
| 2/41    | Nathan Bastian | RW   |
| 3/73    | Joey Anderson  | RW   |
| 3/80    | Brandon Gignac | C/W  |
| 4/102   | Mikhail Markov | LW   |
| 4/105   | Evan Cormier   | D    |
| 5/132   | Yegor Rykov    | G    |
| 6/162   | Jesper Bratt   | LW   |
| 7/192   | Jeremy Davies  | D    |

| Rd./    | 2015                | Pos. |
|---------|---------------------|------|
| Overall | Player              |      |
| 1/6     | Pavel Zacha         | C    |
| 2/42    | Mackenzie Blackwood | G    |
| 3/67    | Blake Speers        | RW   |
| 4/97    | Colton White        | D    |
| 6/157   | Brett Seney         | LW   |

| Rd./    | 2014             | Pos. |
|---------|------------------|------|
| Overall | Player           |      |
| 2/41    | John Quenneville | D    |
| 3/71    | Josh Jacobs      | C    |
| 5/131   | Connor Chatham   | LW   |
| 6/152   | Ryan Rehill      | C    |
| 6/161   | J.D. Dudek       | D    |
|         | Brandon Baddock  | LW   |

| Rd./    | 2013            | Pos. |
|---------|-----------------|------|
| Overall | Player          |      |
| 2/42    | Steven Santini  | D    |
| 3/73    | Ryan Kujawinski | C    |
| 4/100   | Miles Wood      | LW   |
| 6/160   | Myles Bell      | RW   |
| 7/208   | Anthony Brodeur | G    |

| Rd./    | 2012              | Pos. |
|---------|-------------------|------|
| Overall | Player            |      |
| 1/29    | Stefan Matteau    | LW   |
| 2/60    | Damon Severson    | D    |
| 3/90    | Ben Johnson       | RW   |
| 4/96    | Ben Thomson       | LW   |
| 5/135   | Graham Black      | C    |
| 6/180   | Alexander Kerfoot | C    |
|         | Artur Gavrus      | C    |

| Rd./    | 2011           | Pos. |
|---------|----------------|------|
| Overall | Player         |      |
| 1/4     | Adam Larsson   | D    |
| 3/75    | Blake Coleman  | C    |
| 4/99    | Reid Boucher   | RW   |
| 5/129   | Blake Pietila  | LW   |
| 6/159   | Reece Scarlett | D    |
| 7/189   | Patrick Daly   | D    |

| Rd./    | 2010            | Pos. |
|---------|-----------------|------|
| Overall | Player          |      |
| 1/3     | Jon Merrill     | D    |
| 3/84    | Scott Wedgewood | D    |
| 4/114   | Joe Faust       | G    |
| 6/174   | Maxime Clermont | G    |
| 7/204   | Mauro Jorg      | RW   |

| Rd./    | 2009            | Pos. |
|---------|-----------------|------|
| Overall | Player          |      |
| 1/20    | Jacob Josefson  | C    |
| 2/54    | Eric Gelinas    | D    |
| 3/73    | Alexander Urbom | D    |
| 4/114   | Seth Heiseleson | C    |
| 5/144   | Derek Rodwell   | LW   |
| 6/174   | Ashton Bernard  | LW   |
| 7/204   | Curtis Gedig    | C    |

| Rd./    | 2008             | Pos. |
|---------|------------------|------|
| Overall | Player           |      |
| 1/24    | Matthias Tedenby | RW   |
| 2/52    | Brandon Burton   | D    |
| 2/54    | Patrice Cormier  | C    |
| 3/82    | Adam Henrique    | C    |
| 4/112   | Matt Delahey     | C    |
| 5/142   | Kory Nagy        | G    |
| 6/172   | David Wohlberg   | C    |
| 7/202   | Harry Young      | D    |
| 7/205   | J.S. Berube      | LW   |

| Rd./    | 2007             | Pos. |
|---------|------------------|------|
| Overall | Player           |      |
| 2/57    | Mike Hoeffel     | C    |
| 3/79    | Nick Palmieri    | D    |
| 3/87    | Corbin McPherson | D    |
| 4/117   | Matt Halischuk   | RW   |
| 6/177   | Vili Sopanen     | RW   |
| 7/207   | Ryan Mollie      | D    |

| Rd./    | 2006               | Pos. |
|---------|--------------------|------|
| Overall | Player             |      |
| 1/30    | Matthew Corrente   | D    |
| 2/58    | Alexander Vasyunov | LW   |
| 3/67    | Kirill Tulupov     | D    |
| 3/77    | Vladimir Zharkov   | LW   |
| 4/107   | Tyler Miller       | D    |
| 5/148   | Olivier Magnan     | D    |
| 6/178   | Tony Romano        | C    |
| 7/208   | Kyell Henegan      | RW   |

| Rd./    | 2005                | Pos. |
|---------|---------------------|------|
| Overall | Player              |      |
| 1/23    | Niclas Bergfors     | RW   |
| 2/38    | Jeff Frazee         | G    |
| 3/84    | Mark Fraser         | D    |
| 4/99    | Patrick Davis       | RW   |
| 5/155   | Mark Fayne          | D    |
| 6/170   | Sean Zimmerman      | D    |
| 7/218   | Alexander Sundstrom | C    |

| Rd./    | 2004                    | Pos. |
|---------|-------------------------|------|
| Overall | Player                  |      |
| 1/20    | Travis Zajac            | C    |
| 5/155   | Alexander Mikhailishin  | D    |
| 6/185   | Josh Disher             | C    |
| 7/216   | P.L. Letourneau-Leblond | LW   |
| 7/217   | Tyler Cookford          | D    |
| 8/250   | Nathan Perkovich        | RW   |
| 9/282   | Valeri Klimov           | D    |

| Rd./    | 2003            | Pos. |
|---------|-----------------|------|
| Overall | Player          |      |
| 1/17    | Zach Parise     | LW   |
| 2/42    | Petr Vrana      | C    |
| 3/93    | Ivan Khomutov   | C    |
| 5/167   | Zach Tarkir     | C    |
| 6/197   | Jason Smith     | C    |
| 8/261   | Joey Tenute     | C    |
| 9/292   | Arseny Bondarev | LW   |

| Rd./    | 2002              | Pos. |
|---------|-------------------|------|
| Overall | Player            |      |
| 2/10    | Anton Kadeykin    | D    |
| 2/53    | Barry Talackson   | RW   |
| 3/64    | Jason Ryznar      | LW   |
| 3/84    | Marek Chvátal     | D    |
| 3/85    | Ahren Nittel      | LW   |
| 4/117   | Cam Janssen       | RW   |
| 5/154   | Krisjanis Redlins | D    |
| 6/187   | Eric Johansson    | D    |
| 7/218   | Ilkka Pikkarainen | RW   |
| 8/250   | Dax Glover        | D    |
| 9/281   | Bill Kinkel       | LW   |

| Rd./    | 2001                | Pos. |
|---------|---------------------|------|
| Overall | Player              |      |
| 1/28    | Adrian Foster       | LW   |
| 2/44    | Igor Pohanka        | RW   |
| 2/48    | Tuomas Pihlman      | LW   |
| 2/60    | Victor Uchevatorov  | D    |
| 3/67    | Robin Leblanc       | RW   |
| 3/72    | Brandon Nolan       | C    |
| 4/128   | Andrei Pospelov     | D    |
| 5/163   | Andreas Salomonsson | LW   |
| 6/194   | James Massen        | RW   |
| 8/229   | Aaron Voros         | C    |
| 8/257   | Evgeny Gamalei      | D    |

| Rd./    | 2000                | Pos. |
|---------|---------------------|------|
| Overall | Player              |      |
| 1/22    | David Hale          | D    |
| 2/39    | Teemu Laine         | RW   |
| 2/56    | Aleksander Suglobov | RW   |
| 2/57    | Matt DelMarchi      | D    |
| 2/62    | Paul Martin         | D    |
| 3/67    | Max Birbaer         | LW   |
| 3/76    | Mike Rupp           | LW   |
| 4/125   | Phil Cole           | D    |
| 5/135   | Mike Jefferson      | C    |
| 5/164   | Matus Kostelny      | G    |
| 6/194   | Deryk Engelland     | G    |
| 7/198   | Ken Magowan         | LW   |
| 8/257   | Warren McCutcheon   | C    |

| Rd./    | 1999            | Pos. |
|---------|-----------------|------|
| Overall | Player          |      |
| 1/27    | Art Ahonen      | G    |
| 1/28    | Mike Gornodore  | D    |
| 2/50    | Brett Clouthier | LW   |
| 3/95    | Andre Lakos     | D    |
| 4/100   | Teemu Kesa      | D    |
| 6/185   | Scott Cameron   | LW   |
| 7/214   | Chris Hartsburn | C    |
| 8/242   | Justin Dziama   | RW   |

| Rd./    | 1998               | Pos. |
|---------|--------------------|------|
| Overall | Player             |      |
| 1/26    | Mike Van Ryn       | D    |
| 1/27    | Scott Gomez        | D    |
| 1/28    | Christoph Berglund | C    |
| 3/82    | Brian Gionta       | RW   |
| 4/96    | Mikko Jokela       | LW   |
| 4/105   | Pierre Dagenais    | D    |
| 5/119   | Anton But          | LW   |
| 5/143   | Ryan Fiinn         | LW   |
| 6/172   | Jacques Larivière  | LW   |
| 7/199   | Erik Jensen        | RW   |
| 8/247   | Marko Anttila      | C    |
| 9/257   | Ryan Held          | C    |

| Rd./    | 1997             | Pos. |
|---------|------------------|------|
| Overall | Player           |      |
| 1/24    | J.F. Dampousse   | G    |
| 2/38    | Stanislav Gron   | C    |
| 4/104   | Lucas Neuhring   | D    |
| 5/131   | Jiri Bicek       | LW   |
| 6/159   | Sascha Goc       | D    |
| 7/188   | Mathieu Benoit   | RW   |
| 8/215   | Scott Clemmensen | G    |
| 9/241   | Jan Srdinko      | D    |

| Rd./    | 1996              | Pos. |
|---------|-------------------|------|
| Overall | Player            |      |
| 1/10    | Lance Ward        | D    |
| 2/38    | Wes Mason         | LW   |
| 2/41    | Josh DeWolfe      | D    |
| 2/47    | Pierre Dagenais   | LW   |
| 2/49    | Colin White       | D    |
| 3/63    | Scott Parker      | RW   |
| 4/91    | Josef Boumedienne | D    |
| 4/101   | Josh MacNevin     | D    |
| 5/118   | Glenn Crawford    | D    |
| 6/145   | Sean Fitchlin     | RW   |
| 7/173   | Daryl Andrews     | D    |
| 8/199   | Willie Mitchell   | D    |
| 8/205   | Jason Bertsch     | RW   |
| 9/225   | Pasi Petrilainen  | D    |

| Rd./    | 1995                 | Pos. |
|---------|----------------------|------|
| Overall | Player               |      |
| 1/18    | Petr Sykora          | C    |
| 2/44    | Nathan Perrott       | RW   |
| 3/70    | Sergei Vyshechkevich | D    |
| 3/78    | David Gesselin       | RW   |
| 4/79    | Alyn McCauley        | C    |
| 4/96    | Henrik Rehnberg      | D    |
| 5/122   | Chris Mason          | G    |
| 6/148   | Adam Young           | LW   |
| 7/174   | Richard Rochefort    | C    |
| 8/200   | Frederic Henry       | G    |
| 9/226   | Colin O'Hara         | D    |

|                       |                    |             |
|-----------------------|--------------------|-------------|
| <b>Rd./</b>           | <b>1994</b>        | <b>Pos.</b> |
| <b>Overall Player</b> |                    |             |
| 1/25                  | Vadim Sharifijanov | RW          |
| 2/51                  | Patrik Elias       | LW          |
| 3/71                  | Sheldon Souray     | D           |
| 4/103                 | Zdenek Skorepa     | LW          |
| 5/129                 | Christian Gosselin | D           |
| 6/134                 | Ryan Smart         | C           |
| 6/155                 | Luciano Caravaggio | G           |
| 7/181                 | Jeff Williams      | C           |
| 8/207                 | Eric Bertrand      | LW/C        |
| 9/233                 | Steve Sullivan     | C           |
| 10/259                | Scott Swanjord     | C           |
| 11/269                | Mike Hanson        | C           |
| <b>Rd./</b>           | <b>1993</b>        | <b>Pos.</b> |
| <b>Overall Player</b> |                    |             |
| 1/13                  | Denis Pederson     | C           |
| 2/32                  | Jay Pandolfo       | LW          |
| 2/39                  | Brendan Morrison   | C           |
| 3/65                  | Krzysztof Oliwa    | LW          |
| 5/110                 | John Guirestante   | RW          |
| 6/143                 | Steve Brule        | C           |
| 7/169                 | Nikolai Zavarukhin | C           |
| 7/195                 | Thomas Cullen      | D           |
| 9/221                 | Judd Lambert       | G           |
| 10/247                | Jimmy Provencher   | RW          |
| 11/273                | Mike Legg          | RW          |
| <b>Rd./</b>           | <b>1992</b>        | <b>Pos.</b> |
| <b>Overall Player</b> |                    |             |
| 1/18                  | Jason Smith        | D           |
| 2/42                  | Sergei Brylin      | C           |
| 3/66                  | Cale Hulse         | C           |
| 4/90                  | Vitaly Tomilin     | C           |
| 4/94                  | Scott McCabe       | D           |
| 5/114                 | Ryan Black         | LW          |
| 6/138                 | Daniel Trebil      | C           |
| 7/162                 | Geordie Kinnear    | D           |
| 8/186                 | Stephane Yelle     | C           |
| 9/210                 | Jeff Toms          | LW          |
| 10/234                | Heath Weenk        | D           |
| 11/258                | Vladimir Yakovenko | LW          |
| <b>Rd./</b>           | <b>1991</b>        | <b>Pos.</b> |
| <b>Overall Player</b> |                    |             |
| 1/3                   | Scott Niedermayer  | D           |
| 1/11                  | Brian Rolston      | LW          |
| 2/33                  | Donevan Hextall    | LW          |
| 3/55                  | Fredrik Lindqvist  | C           |
| 4/77                  | Brad Wilner        | D           |
| 6/121                 | Curt Regnier       | LW          |
| 7/143                 | David Craieivich   | D           |
| 8/165                 | Paul Wolanski      | D           |
| 9/187                 | Dan Reimann        | D           |
| 11/231                | Kevin Riehl        | C           |
| 12/253                | Jason Hehr         | C           |
| <b>Rd./</b>           | <b>1990</b>        | <b>Pos.</b> |
| <b>Overall Player</b> |                    |             |
| 1/20                  | Martin Brodeur     | G           |
| 2/24                  | David Harlock      | D           |
| 2/29                  | Chris Gotziaman    | RW          |
| 3/53                  | Michael Dunham     | G           |
| 3/56                  | Brad Bombardier    | D           |

|                       |                     |             |
|-----------------------|---------------------|-------------|
| <b>Rd./</b>           | <b>1990 (cont.)</b> | <b>Pos.</b> |
| 4/64                  | Mike Bodnarchuk     | D           |
| 5/95                  | Dean Malkoc         | D           |
| 5/104                 | Petr Kuchyna        | D           |
| 6/116                 | Lubomir Kolnik      | RW          |
| 7/137                 | Chris McAlpine      | D           |
| 9/179                 | Jaroslav Modry      | D           |
| 10/200                | Corey Schwab        | G           |
| 11/221                | Valeri Zelepukin    | RW          |
| 12/242                | Todd Reirden        | D           |
| <b>Rd./</b>           | <b>1989</b>         | <b>Pos.</b> |
| <b>Overall Player</b> |                     |             |
| 1/5                   | Bill Guerin         | RW          |
| 1/18                  | Jason Miller        | C           |
| 2/26                  | Jarrod Skalde       | C           |
| 3/47                  | Scott Pellierin     | LW          |
| 5/89                  | Mike Heinke         | G           |
| 6/110                 | David Emma          | C           |
| 8/152                 | Sergei Starikov     | C           |
| 9/173                 | Andre Faust         | C           |
| 11/215                | John Simon          | LW          |
| 12/236                | Peter Larsson       | C           |
| <b>Rd./</b>           | <b>1988</b>         | <b>Pos.</b> |
| <b>Overall Player</b> |                     |             |
| 1/12                  | Corey Foster        | D           |
| 2/23                  | Jeff Christian      | LW          |
| 3/54                  | Zdeno Chager        | LW          |
| 4/65                  | Matt Ruchty         | LW          |
| 4/75                  | Scott Luik          | RW          |
| 5/96                  | Chris Nelson        | D           |
| 6/117                 | Chad Johnson        | C           |
| 7/138                 | Chad Erickson       | C           |
| 8/159                 | Bryan LaFort        | RW          |
| 9/180                 | Sergei Svetlov      | G           |
| 10/201                | Bob Woods           | D           |
| 10/207                | Alexander Semak     | G           |
| 11/222                | Chuck Hughes        | C           |
| 12/243                | Michael Pohl        | C           |
| <b>Rd./</b>           | <b>1987</b>         | <b>Pos.</b> |
| <b>Overall Player</b> |                     |             |
| 1/2                   | Brendan Shanahan    | RW          |
| 2/23                  | Ricard Persson      | RW          |
| 4/65                  | Brian Sullivan      | D           |
| 5/86                  | Kevin Dean          | C           |
| 6/107                 | Ben Hankinson       | D           |
| 7/128                 | Tom Neziol          | LW          |
| 8/149                 | Jim Dowd            | RW          |
| 9/170                 | John Blessman       | D           |
| 10/191                | Peter Fry           | C           |
| 11/212                | Alain Charland      | C           |
| <b>Rd./</b>           | <b>1986</b>         | <b>Pos.</b> |
| <b>Overall Player</b> |                     |             |
| 1/3                   | Neil Brady          | C           |
| 2/24                  | Todd Copeland       | D           |
| 3/45                  | Janne Ojanen        | C           |
| 3/62                  | Marc Laniel         | D           |
| 4/66                  | Anders Carlsson     | C           |
| 6/108                 | Troy Crowder        | RW          |
| 7/129                 | Kevin Todd          | RW          |
| 8/150                 | Ryan Pardooski      | C           |
| 9/171                 | Scott McCormack     | D           |

|                       |                     |             |
|-----------------------|---------------------|-------------|
| <b>Rd./</b>           | <b>1986 (cont.)</b> | <b>Pos.</b> |
| 10/192                | Frederic Chabot     | G           |
| 11/213                | John Andersen       | LW          |
| 12/236                | Doug Kirton         | RW          |
| <b>Rd./</b>           | <b>1985</b>         | <b>Pos.</b> |
| <b>Overall Player</b> |                     |             |
| 1/3                   | Craig Wolanin       | D           |
| 2/24                  | Sean Burke          | D           |
| 2/32                  | Eric Weinrich       | D           |
| 3/45                  | Myles O'Connor      | D           |
| 4/66                  | Gregg Polak         | LW          |
| 6/108                 | Bill McMillan       | RW          |
| 7/129                 | Kevin Schrader      | D           |
| 8/150                 | Ed Krayer           | C           |
| 9/171                 | Jamie Huscroft      | D           |
| 10/192                | Terry Shold         | LW          |
| 11/213                | Jamie McKinley      | C           |
| 12/234                | David Williams      | D           |
| <b>Rd./</b>           | <b>1984</b>         | <b>Pos.</b> |
| <b>Overall Player</b> |                     |             |
| 1/2                   | Kirk Muller         | C           |
| 2/23                  | Craig Billington    | C           |
| 3/44                  | Neil Davey          | D           |
| 4/74                  | Paul Ysebaert       | C           |
| 5/86                  | Jon Morris          | C           |
| 6/107                 | Kirk McLean         | G           |
| 7/128                 | Ian Ferguson        | C           |
| 8/149                 | Vladimir Kames      | D           |
| 9/170                 | Mike Roth           | D           |
| 10/190                | Mike Peluso         | D           |
| 11/211                | Jarkko Piiparinen   | LW          |
| 12/231                | Chris Kiene         | D           |
| <b>Rd./</b>           | <b>1983</b>         | <b>Pos.</b> |
| <b>Overall Player</b> |                     |             |
| 1/6                   | John MacLean        | RW          |
| 2/24                  | Shawn Evans         | D           |
| 5/88                  | Chris Terreri       | D           |
| 6/105                 | Gordon Mark         | D           |
| 7/125                 | Greg Furtushevski   | RW          |
| 8/145                 | Viacheslav Fetisov  | D           |
| 9/165                 | Jay Ochteau         | D           |
| 10/185                | Alexander Chernykh  | C           |
| 11/205                | Allan Stewart       | LW          |
| 12/225                | Alexei Kasatonov    | D           |
| <b>Rd./</b>           | <b>1982</b>         | <b>Pos.</b> |
| <b>Overall Player</b> |                     |             |
| 1/8                   | Rocky Trottier      | RW          |
| 1/18                  | Ken Daneyko         | D           |
| 3/43                  | Pat Verbeek         | C           |
| 3/54                  | Dave Kasper         | D           |
| 5/85                  | Scott Brydges       | D           |
| 6/106                 | Mike Moher          | RW          |
| 7/127                 | Paul Fulcher        | LW          |
| 8/148                 | John Hutchings      | D           |
| 9/169                 | Alan Hepple         | D           |
| 10/190                | Brent Shaw          | RW          |
| 10/207                | Tony Gilliard       | LW          |
| 11/211                | Scott Fusco         | LW          |
| 12/232                | Dan Dorion          | C           |

**SUPPLEMENTAL DRAFT HISTORY**

|                       |               |             |
|-----------------------|---------------|-------------|
| <b>Rd./</b>           | <b>1991</b>   | <b>Pos.</b> |
| <b>Overall Player</b> |               |             |
| 3/17                  | Rob Kruhlik   | G           |
| <b>Rd./</b>           | <b>1990</b>   | <b>Pos.</b> |
| <b>Overall Player</b> |               |             |
| 3/15                  | Mike Haviland | RW          |

|                       |              |             |
|-----------------------|--------------|-------------|
| <b>Rd./</b>           | <b>1989</b>  | <b>Pos.</b> |
| <b>Overall Player</b> |              |             |
| 1/5                   | C.J. Young   | RW          |
| 2/10                  | Mark Romaine | G           |
| <b>Rd./</b>           | <b>1988</b>  | <b>Pos.</b> |
| <b>Overall Player</b> |              |             |
| 3/17                  | Tim Budy     | LW          |

|                       |              |             |
|-----------------------|--------------|-------------|
| <b>Rd./</b>           | <b>1987</b>  | <b>Pos.</b> |
| <b>Overall Player</b> |              |             |
| 1/2                   | John Walker  | LW          |
| 2/7                   | Jeff Madill  | RW          |
| <b>Rd./</b>           | <b>1986</b>  | <b>Pos.</b> |
| <b>Overall Player</b> |              |             |
| 1/3                   | Glen Engevik | RW          |
| 2/8                   | Tim Barakett | RW          |

**EXPANSION DRAFT HISTORY**

|             |               |             |             |
|-------------|---------------|-------------|-------------|
| <b>2021</b> | <b>Player</b> | <b>Pos.</b> | <b>Team</b> |
|             | Nate Bastian  | RW          | to SEA      |
| <b>2017</b> | <b>Player</b> | <b>Pos.</b> | <b>Team</b> |
|             | Jon Merrill   | D           | to VGK      |
| <b>2000</b> | <b>Player</b> | <b>Pos.</b> | <b>Team</b> |
|             | Chris Terreri | G           | to Min.     |
|             | Jeff Williams | C           | to CBJ      |

|             |                  |             |             |
|-------------|------------------|-------------|-------------|
| <b>1999</b> | <b>Player</b>    | <b>Pos.</b> | <b>Team</b> |
|             | Kevin Dean       | D           | to Atl.     |
| <b>1998</b> | <b>Player</b>    | <b>Pos.</b> | <b>Team</b> |
|             | Mike Dunham      | G           | to Nsh.     |
| <b>1993</b> | <b>Player</b>    | <b>Pos.</b> | <b>Team</b> |
|             | Alexei Kasatonov | D           | to Ana.     |
|             | Jarrod Skalde    | C           | to Ana.     |

|             |                 |             |             |
|-------------|-----------------|-------------|-------------|
| <b>1992</b> | <b>Player</b>   | <b>Pos.</b> | <b>Team</b> |
|             | Brad Shaw       | D           | to Ott.     |
|             | Laurie Boschman | C           | to Ott.     |
| <b>1991</b> | <b>Player</b>   | <b>Pos.</b> | <b>Team</b> |
|             | Jeff Madill     | RW          | to SJ       |

**SEASON OPENING/CLOSING RECORDS**

| <b>OPENERS</b> | <b>HOME</b> | <b>ROAD</b> | <b>OVERALL</b> |
|----------------|-------------|-------------|----------------|
| Record         | 13-3-5      | 9-7-3       | 22-10-8        |
| Streaks        | 1-0-0       | 0-1-1       | 0-1-0          |
| <b>CLOSERS</b> | <b>HOME</b> | <b>ROAD</b> | <b>OVERALL</b> |
| Record         | 11-9-1      | 8-9-2       | 19-18-3        |
| Streaks        | 0-2-0       | 1-0-0       | 1-0-0          |

| SEASON  | ENTRY DRAFTS  | TRADES/WAIVERS  | FREE AGENTS   |
|---|---|---|---|
| <b>2018-19</b><br>31-41-10, 72 Pts.<br>8th Place, Metropolitan Division   | <b>AKIRA SCHMID</b><br>(5th rd./136th overall)<br><b>EETU PAKKILA</b><br>(7th rd./203rd overall)  |   |   |
| <b>2019-20</b><br>28-29-12, 68 Pts.<br>8th Place, Metropolitan Division   | <b>JACK HUGHES</b><br>(1st rd./1st overall)<br><b>DANIIL MISYUL</b><br>(3rd rd./70th overall)<br><b>GRAEME CLARKE</b><br>(3rd rd./80th overall)<br><b>MICHAEL VUKOJEVIC</b><br>(3rd rd./82nd overall)<br><b>TYCE THOMPSON</b><br>(4th rd./96th overall)<br><b>CASE McCARTHY</b><br>(4th rd./118th overall)<br><b>COLE BRADY</b><br>(5th rd./127th overall)<br><b>ARSENY GRITSYUK</b><br>(5th rd./129th overall)<br><b>NIKOLA PASIC</b><br>(7th rd./189th overall) | <b>KEVIN BAHL</b><br>(from Ari.)<br><b>NOLAN FOOOTE</b><br>(from TB)  |   |
| <b>2020-21</b><br>19-30-7, 45 Pts.<br>7th Place, MassMutual East Division   | <b>ALEXANDER HOLTZ</b><br>(1st rd./7th overall)<br><b>DAWSON MERCER</b><br>(1st rd./18th overall)<br><b>NICO DAWS</b><br>(3rd rd./84th overall)<br><b>JAROMIR PYTLIK</b><br>(4th rd./99th overall)<br><b>ETHAN EDWARDS</b><br>(4th rd./120th overall)<br><b>ARTEM SHLAINE</b><br>(5th rd./130th overall)  | <b>JONAS SIEGENTHALER</b><br>(from Wsh.)  |   |
| <b>2021-22</b><br>27-46-9, 63 Pts.<br>7th Place, Metropolitan Division  | <b>LUKE HUGHES</b><br>(1st rd./4th overall)<br><b>CHASE STILMAN</b><br>(1st rd./29th overall)<br><b>SAMU SALMINEN</b><br>(3rd rd./68th overall)<br><b>JAKUB MALEK</b><br>(4th rd./100th overall)<br><b>TOPIAS VILEN</b><br>(5th rd./ 129th overall)<br><b>VIKTOR HURTIG</b><br>(6TH rd./ 164th overall)<br><b>ZAKHAR BARDAKOV</b><br>(7th rd./ 203rd overall)   |   | <b>DOUGIE HAMILTON</b><br>(pro f.a.)  |
| <b>2022-23</b><br>52-22-8, 112 Pts.<br>2nd place, Metropolitan Division<br>2nd Place, Eastern Conference<br>Advanced to Round 2 | <b>SIMON NEMEC</b><br>(1st rd./2nd overall)<br><b>SEAMUS CASEY</b><br>(2 rd./46th overall)<br><b>TYLER BRENNAN</b><br>(4th rd./102nd overall)<br><b>DANILL ORLOV</b><br>(4th rd./110th overall)<br><b>CHARLES LEDDY</b><br>(4th rd./ 126th overall)<br><b>PETR HAUSER</b><br>(5th rd./ 141st overall)<br><b>JOSH FILMON</b><br>(6th rd./166th overall)<br><b>ARTEM BARABOSHA</b><br>(7th rd./ 198th overall)  | <b>VITEK VANECEK</b><br>(from WSH)<br><b>JOHN MARINO</b><br>(from PIT)<br><b>ERIK HAULA</b><br>(from BOS)   | <b>ONDREJ PALAT</b><br>(pro f.a.)<br><b>BRENDAN SMITH</b><br>(pro f.a.)   |
| <b>2023-24</b>  | <b>LENNI HAMEENAHO</b><br>(2nd round, 58th overall)<br><b>CAM SQUIRES</b><br>(4th round, 122nd overall)<br><b>CHASE CHESLOCK</b><br>(5th round, 154th overall)<br><b>COLE BROWN</b><br>(6th round, 164th overall)<br><b>DANIIL KARPOVICH</b><br>(6th round, 186th overall)  | <b>TIMO MEIER</b><br>(from SJS)<br><b>SANTERI HATAKKA</b><br>(from SJS)<br><b>TIMUR IBRAGIMOV</b><br>(from SJS)<br><b>COLIN MILLER</b><br>(from DAL)<br><b>TYLER TOFFOLI</b><br>(from CGY)<br><b>CURTIS LAZAR</b><br>(from VAN)       | <b>CHRIS TIERNEY</b><br>(pro f.a.)<br><b>KYLE CRISCUOLO</b><br>(pro f.a.)<br><b>CAL FOOOTE</b><br>(pro f.a.)<br><b>TOMAS NOSEK</b><br>(pro f.a.)<br><b>ERIK KALLGREN</b><br>(pro f.a.)<br><b>JUSTIN DOWLING</b><br>(pro f.a.) |
| <b>2024-25</b>  | <b>ANTON SILAYEV</b><br>(1st round, 10th overall)<br><b>MIKHAIL YEGOROV</b><br>(2nd round, 49th overall)<br><b>KASPER PIKKARAINEN</b><br>(3rd round, 85th overall)<br><b>HERMAN TRAFF</b><br>(3rd round, 91st overall)<br><b>MAX GRAHAM</b><br>(5th round, 139th overall)<br><b>VEETI LOUHIVAARA</b><br>(5th round, 146th overall)<br><b>MATYAS MELOVSKY</b><br>(6th round, 171st overall)  | <b>PAUL COTTER</b><br>(from VGK)<br><b>KURTIS MACDERMID</b><br>(from COL)<br><b>NICK DESIMONE</b><br>(from CGY)<br><b>JONATHAN KOVACEVIC</b><br>(from MTL)<br><b>JAKE ALLEN</b><br>(from MTL)<br><b>JACOB MARKSTROM</b><br>(from CGY) | <b>STEFAN NOESEN</b><br>(pro f.a.)<br><b>TOMAS TATAR</b><br>(pro f.a.)<br><b>BRENDEN DILLON</b><br>(pro f.a.)<br><b>BRETT PESCE</b><br>(pro f.a.)   |



## GOALTENDERS (2)

| PLAYER           | HT  | WT  | C | PLACE OF BIRTH | DATE              | 2023-24 CLUB | GP            | W  | L  | OT | GA  | SO | GAA  |      |
|------------------|-----|-----|---|----------------|-------------------|--------------|---------------|----|----|----|-----|----|------|------|
| ALLEN, Jake      | 6'2 | 197 |   | L              | Fredericton, N.B. | 8/7/90       | Montreal, NHL | 21 | 6  | 12 | 3   | 74 | 0    | 3.65 |
|                  |     |     |   |                |                   |              | DEVILS, NHL   | 13 | 6  | 6  | 1   | 40 | 0    | 3.11 |
| MARKSTROM, Jacob | 6'6 | 207 | L | Gavie, Swe.    | 1/31/90           | Calgary, NHL | 48            | 23 | 23 | 2  | 131 | 2  | 2.78 |      |

## DEFENSEMEN (8)

| PLAYER               | HT  | WT  | S | PLACE OF BIRTH          | DATE     | 2023-24 CLUB      | GP | G | A  | PTS | PIM |
|----------------------|-----|-----|---|-------------------------|----------|-------------------|----|---|----|-----|-----|
| DESIMONE, Nick       | 6'2 | 185 | R | East Amherst, NY.       | 11/21/94 | Calgary, NHL      | 23 | 1 | 4  | 5   | 2   |
|                      |     |     |   |                         |          | Calgary, AHL      | 10 | 0 | 8  | 8   | 0   |
|                      |     |     |   |                         |          | DEVILS, NHL       | 11 | 1 | 1  | 2   | 2   |
| DILLON, Brenden      | 6'4 | 225 | L | New Westminster, B.C.   | 11/13/90 | Winnipeg NHL      | 77 | 8 | 12 | 20  | 92  |
|                      |     |     |   |                         |          | Winnipeg/Playoffs | 3  | 0 | 3  | 3   | 4   |
| HAMILTON, Dougie     | 6'6 | 230 | R | Toronto, Ont.           | 6/17/93  | DEVILS, NHL       | 20 | 5 | 11 | 16  | 20  |
| HUGHES, Luke         | 6'2 | 198 | L | Manchester, NH          | 9/9/03   | DEVILS, NHL       | 82 | 9 | 38 | 47  | 28  |
|                      |     |     |   |                         |          | USA, WC           | 8  | 2 | 3  | 5   | 2   |
| KOVACEVIC, Johnathan | 6'5 | 223 | R | Hamilton, Ont.          | 7/12/97  | Montreal, NHL     | 62 | 6 | 7  | 13  | 42  |
| NEMEC, Simon         | 6'1 | 190 | R | Liptovsky Mikulas, Svk. | 2/15/04  | DEVILS, NHL       | 60 | 3 | 16 | 19  | 33  |
|                      |     |     |   |                         |          | Utica, AHL        | 13 | 2 | 6  | 8   | 6   |
|                      |     |     |   |                         |          | Slovakia, WC      | 8  | 1 | 6  | 7   | 2   |
| PESCE, Brett         | 6'3 | 206 | R | Tarrytown, NY           | 11/15/94 | Carolina, NHL     | 70 | 3 | 10 | 13  | 20  |
|                      |     |     |   |                         |          | Carolina/Playoffs | 2  | 0 | 1  | 1   | 2   |
| SIEGENTHALER, Jonas  | 6'2 | 218 | L | Zurich, Swi.            | 5/6/97   | DEVILS, NHL       | 57 | 1 | 8  | 9   | 20  |
|                      |     |     |   |                         |          | Switzerland, WC   | 9  | 0 | 4  | 4   | 4   |

## FORWARDS (14)

| PLAYER            | HT   | WT  | S | PLACE OF BIRTH        | DATE     | 2023-24 CLUB    | GP | G  | A  | PTS | PIM |
|-------------------|------|-----|---|-----------------------|----------|-----------------|----|----|----|-----|-----|
| BASTIAN, Nathan   | 6'4  | 205 | R | Kitchener, Ont.       | 12/6/97  | DEVILS, NHL     | 54 | 5  | 7  | 12  | 32  |
| BRATT, Jesper     | 5'10 | 175 | L | Stockholm, Swe.       | 07/30/98 | DEVILS, NHL     | 82 | 27 | 56 | 83  | 12  |
| COTTER, Paul      | 6'2  | 213 | L | Canton, MI            | 11/16/99 | Vegas, NHL      | 76 | 7  | 18 | 25  | 41  |
| FOOTE, Nolan      | 6'3  | 196 | L | Denver, CO            | 11/29/00 | Utica, AHL      | 4  | 3  | 1  | 4   | 2   |
|                   |      |     |   |                       |          | DEVILS, NHL     | 4  | 1  | 0  | 1   | 0   |
| HAULA, Erik       | 5'11 | 191 | L | Pori, Fin.            | 3/23/91  | DEVILS, NHL     | 76 | 16 | 19 | 35  | 54  |
| HISCHIER, Nico    | 6'1  | 175 | L | Brig, Swi.            | 01/04/99 | DEVILS, NHL     | 71 | 27 | 40 | 67  | 12  |
|                   |      |     |   |                       |          | Switzerland, WC | 10 | 6  | 5  | 11  | 2   |
| HUGHES, Jack      | 5'11 | 175 | L | Orlando, FL           | 05/14/01 | DEVILS, NHL     | 62 | 27 | 47 | 74  | 12  |
| LAZAR, Curtis     | 6'0  | 203 | R | Salmon Arm, B.C.      | 02/02/95 | DEVILS, NHL     | 71 | 7  | 18 | 25  | 44  |
| MACDERMID, Kurtis | 6'5  | 233 | L | Quebec City, Que.     | 3/25/94  | Colorado, NHL   | 29 | 2  | 0  | 2   | 23  |
|                   |      |     |   |                       |          | DEVILS, NHL     | 16 | 0  | 1  | 1   | 50  |
| MEIER, Timo       | 6'1  | 220 | L | Herisau, Swi.         | 10/8/96  | DEVILS, NHL     | 69 | 28 | 24 | 52  | 45  |
| MERCER, Dawson    | 6'0  | 180 | R | Carbonear, N.L.       | 10/27/01 | DEVILS, NHL     | 82 | 20 | 13 | 33  | 29  |
| Noesen, Stefan    | 6'1  | 205 | R | Plano, TX             | 2/12/93  | DEVILS, NHL     | 81 | 14 | 23 | 37  | 33  |
| PALAT, Ondrej     | 6'0  | 194 | L | Frydek-Mistek, Czech. | 03/28/91 | DEVILS, NHL     | 71 | 11 | 20 | 31  | 37  |
|                   |      |     |   |                       |          | Czechia, WC     | 10 | 3  | 3  | 6   | 4   |
| TATAR, Tomas      | 5'10 | 173 | L | Ilava, Svk.           | 12/1/90  | Colorado, NHL   | 27 | 1  | 8  | 9   | 10  |
|                   |      |     |   |                       |          | Seattle, NHL    | 43 | 8  | 7  | 15  | 10  |
|                   |      |     |   |                       |          | Slovakia, WC    | 8  | 1  | 5  | 6   | 8   |

All players signed to NHL contracts unless indicated.





2024-25 NEW JERSEY DEVILS

# SEASON IN REVIEW

 Prudential Center

2023-24 NHL FINAL STANDINGS

METROPOLITAN DIVISION

|               | GP | W  | L  | OT | GF  | GA  | PTS |
|---------------|----|----|----|----|-----|-----|-----|
| NY Rangers*   | 82 | 55 | 23 | 4  | 282 | 229 | 114 |
| Carolina*     | 82 | 52 | 23 | 7  | 279 | 216 | 111 |
| NY Islanders* | 82 | 39 | 27 | 16 | 246 | 263 | 94  |
| Washington*   | 82 | 40 | 31 | 11 | 220 | 257 | 91  |
| Pittsburgh    | 82 | 38 | 32 | 12 | 255 | 251 | 88  |
| Philadelphia  | 82 | 38 | 33 | 11 | 235 | 261 | 87  |
| New Jersey    | 82 | 38 | 39 | 5  | 264 | 283 | 81  |
| Columbus      | 82 | 27 | 43 | 12 | 237 | 300 | 66  |

CENTRAL DIVISION

|            | GP | W  | L  | OT | GF  | GA  | PTS |
|------------|----|----|----|----|-----|-----|-----|
| Dallas*    | 82 | 52 | 21 | 9  | 298 | 234 | 113 |
| Winnipeg*  | 82 | 52 | 24 | 6  | 259 | 199 | 110 |
| Colorado*  | 82 | 50 | 25 | 7  | 304 | 254 | 107 |
| Nashville* | 82 | 47 | 30 | 5  | 269 | 248 | 99  |
| St. Louis  | 82 | 43 | 33 | 6  | 239 | 250 | 92  |
| Minnesota  | 82 | 39 | 34 | 9  | 251 | 263 | 88  |
| Arizona    | 82 | 36 | 41 | 5  | 256 | 274 | 77  |
| Chicago    | 82 | 23 | 53 | 6  | 179 | 29  | 52  |

ATLANTIC DIVISION

|            | GP | W  | L  | OT | GF  | GA  | PTS |
|------------|----|----|----|----|-----|-----|-----|
| Florida*   | 82 | 52 | 24 | 6  | 268 | 200 | 110 |
| Boston*    | 82 | 47 | 20 | 15 | 267 | 224 | 109 |
| Toronto*   | 82 | 46 | 26 | 10 | 303 | 263 | 102 |
| Tampa Bay* | 82 | 45 | 29 | 8  | 291 | 268 | 98  |
| Detroit    | 82 | 41 | 32 | 9  | 278 | 274 | 91  |
| Buffalo    | 82 | 39 | 37 | 6  | 246 | 244 | 84  |
| Ottawa     | 82 | 37 | 41 | 4  | 255 | 281 | 78  |
| Montreal   | 82 | 30 | 36 | 16 | 236 | 289 | 76  |

PACIFIC DIVISION

|              | GP | W  | L  | OT | GF  | GA  | PTS |
|--------------|----|----|----|----|-----|-----|-----|
| Vancouver*   | 82 | 50 | 23 | 9  | 279 | 223 | 109 |
| Edmonton*    | 82 | 49 | 27 | 6  | 294 | 237 | 104 |
| Los Angeles* | 82 | 44 | 27 | 11 | 256 | 215 | 99  |
| Vegas*       | 82 | 45 | 29 | 8  | 267 | 245 | 98  |
| Calgary      | 82 | 38 | 39 | 5  | 253 | 271 | 81  |
| Seattle      | 82 | 34 | 35 | 13 | 217 | 236 | 81  |
| Anaheim      | 82 | 27 | 50 | 5  | 204 | 295 | 59  |
| San Jose     | 82 | 19 | 54 | 9  | 181 | 331 | 47  |

INDIVIDUAL SCORING LEADERS

| PLAYER           | TEAM | GP | G  | A   | PTS |
|------------------|------|----|----|-----|-----|
| NIKITA KUCHEROV  | TBL  | 81 | 44 | 100 | 144 |
| NATHAN MACKINNON | COL  | 82 | 51 | 89  | 140 |
| CONNOR MCDAVID   | EDM  | 76 | 32 | 100 | 132 |
| ARTEMI PANARIN   | NYR  | 82 | 49 | 71  | 120 |
| DAVID PASTRNAK   | BOS  | 82 | 47 | 63  | 110 |

DEFENSEMEN SCORING LEADERS

| PLAYER        | TEAM | GP | G  | A  | PTS |
|---------------|------|----|----|----|-----|
| QUINN HUGHES  | VAN  | 82 | 17 | 75 | 92  |
| CALE MAKAR    | COL  | 77 | 21 | 69 | 90  |
| ROMAN JOSI    | NSH  | 82 | 23 | 62 | 85  |
| EVAN BOUCHARD | EDM  | 81 | 18 | 64 | 82  |
| VICTOR HEDMAN | TBL  | 78 | 13 | 63 | 76  |

ROOKIE SCORING LEADERS

| PLAYER        | TEAM   | GP | G  | A  | PTS |
|---------------|--------|----|----|----|-----|
| CONNOR BEDARD | CHI    | 68 | 22 | 39 | 61  |
| BROCK FABER   | MIN    | 82 | 8  | 39 | 47  |
| LUKE HUGHES   | DEVILS | 82 | 9  | 38 | 47  |
| LOGAN COOLEY  | ARI    | 82 | 20 | 24 | 44  |
| MARCO ROSSI   | MIN    | 82 | 21 | 19 | 40  |

INDIVIDUAL LEADERS

**GOAL SCORING**

|           |     |    |
|-----------|-----|----|
| MATTHEWS  | TOR | 69 |
| REINHART  | FLA | 57 |
| HYMAN     | EDM | 54 |
| MACKINNON | COL | 51 |
| PANARIN   | NYR | 49 |

**SHOTS**

|           |     |     |
|-----------|-----|-----|
| MACKINNON | COL | 405 |
| PASTRNAK  | BOS | 382 |
| MATTHEWS  | TOR | 369 |
| TKACHUK   | OTT | 357 |
| FORSBERG  | NSH | 347 |

**GOALS AGAINST AVG. (25 GPI)**

|            |     |      |
|------------|-----|------|
| STOLARZ    | FLA | 2.03 |
| KOCHETKOV  | CAR | 2.33 |
| BOBROVSKY  | FLA | 2.37 |
| HELLEBUYCK | WPG | 2.39 |
| DEMKO      | VAN | 2.45 |

**POWER PLAY GOALS**

|           |     |    |
|-----------|-----|----|
| REINHART  | FLA | 27 |
| DRAISAITL | EDM | 21 |
| STAMKOS   | TBL | 19 |
| KAPRIZOV  | MIN | 19 |
| KREIDER   | NYR | 18 |
| MATTHEWS  | TOR | 18 |

**ASSISTS**

|           |     |     |
|-----------|-----|-----|
| MCDAVID   | EDM | 100 |
| KUCHEROV  | TBL | 100 |
| MACKINNON | COL | 89  |
| Q. HUGHES | VAN | 75  |
| PANARIN   | NYR | 71  |

**WINS**

|            |     |    |
|------------|-----|----|
| GEORGIEV   | COL | 38 |
| HELLEBUYCK | WPG | 37 |
| SKINNER    | EDM | 36 |
| SHESTERKIN | NYR | 36 |
| BOBROVSKY  | FLA | 36 |

**POWER PLAY ASSISTS**

|           |     |    |
|-----------|-----|----|
| KUCHEROV  | TBL | 40 |
| MACKINNON | COL | 38 |
| MCDAVID   | EDM | 37 |
| Q. HUGHES | VAN | 33 |
| PANARIN   | NYR | 33 |

**SHORT HAND GOALS**

|           |     |   |
|-----------|-----|---|
| KONECNY   | PHI | 6 |
| HOLMSTROM | NYI | 5 |
| COLEMAN   | CGY | 4 |

11 PLAYERS WITH 3

**SAVE PERCENTAGE (25 GPI)**

|            |     |      |
|------------|-----|------|
| STOLARZ    | FLA | .925 |
| HELLEBUYCK | WPG | .921 |
| VARLAMOV   | NYI | .918 |
| DEMKO      | VAN | .918 |
| SWAYMAN    | BOS | .916 |
| DACCORD    | SEA | .916 |

**POWER PLAY POINTS**

|           |     |    |
|-----------|-----|----|
| KUCHEROV  | TBL | 53 |
| MACKINNON | COL | 48 |
| PANARIN   | NYR | 44 |
| MCDAVID   | EDM | 44 |
| KAPRIZOV  | MIN | 41 |

**GAME DETERMINING GOALS**

|           |     |   |
|-----------|-----|---|
| PANARIN   | NYR | 3 |
| RAYMOND   | DET | 2 |
| BOLDY     | MIN | 2 |
| ROBERTSON | DAL | 2 |
| YAMAMOTO* | SEA | 2 |

\*9 OTHERS WITH 2 GDG

**SHUTOUTS**

|            |     |   |
|------------|-----|---|
| JARRY      | PIT | 6 |
| INGRAM     | ARI | 6 |
| LINDGREN   | WSH | 6 |
| BOBROVSKY  | FLA | 6 |
| LUKKONEN   | BUF | 5 |
| DEMKO      | VAN | 5 |
| HELLEBUYCK | WPG | 5 |

**GAME WINNING GOALS**

|          |     |    |
|----------|-----|----|
| POINT    | TBL | 12 |
| FORSBERG | NSH | 11 |
| REINHART | FLA | 11 |
| CONNOR   | WPG | 10 |
| ELIAS    | VAN | 10 |
| AHO      | CAR | 10 |

**PLUS/MINUS**

|           |     |    |
|-----------|-----|----|
| FORSLING  | FLA | 56 |
| DEMELO    | WPG | 46 |
| EKHOLM    | EDM | 44 |
| Q. HUGHES | VAN | 38 |
| HYMAN     | EDM | 36 |

**PENALTY MINUTES**

|          |     |     |
|----------|-----|-----|
| O'BRIEN  | ARI | 153 |
| TKACHUK  | OTT | 134 |
| WILSON   | WSH | 133 |
| HATHAWAY | PHI | 132 |
| GUDAS    | ANA | 128 |

NEW JERSEY DEVILS

38-39-5, 81 PTS, 7TH PLACE METROPOLITAN DIVISION, 13TH PLACE EASTERN CONFERENCE

| POS. | NO. | PLAYER             | GP | G  | A  | PTS | +/- | PIM | PP | SH | GW | OT | S   | PGTG |      |
|------|-----|--------------------|----|----|----|-----|-----|-----|----|----|----|----|-----|------|------|
| D    | 88  | KEVIN BAHL         | 82 | 1  | 10 | 11  | 1   | 82  | 0  | 0  | 1  | 0  | 63  | 1.6  |      |
| R    | 14  | NATHAN BASTIAN     | 54 | 5  | 7  | 12  | -10 | 32  | 0  | 0  | 1  | 0  | 57  | 8.8  |      |
| C    | 15  | SHANE BOWERS*      | 8  | 0  | 0  | 0   | 1   | 0   | 0  | 0  | 0  | 0  | 7   | 0.0  |      |
| L    | 63  | JESPER BRATT       | 82 | 27 | 56 | 83  | -6  | 12  | 7  | 0  | 7  | 0  | 248 | 10.9 |      |
| R    | 95  | GRAEME CLARKE*     | 3  | 0  | 0  | 0   | -2  | 2   | 0  | 0  | 0  | 0  | 2   | 0.0  |      |
| D    | 57  | NICK DESIMONE      | NJ | 11 | 1  | 1   | 2   | 7   | 2  | 0  | 0  | 0  | 9   | 11.1 |      |
| C    | 37  | JUSTIN DOWLING     | 2  | 1  | 0  | 1   | -2  | 0   | 0  | 0  | 0  | 0  | 3   | 33.3 |      |
| D    | 52  | CAL FOOTE          | 4  | 0  | 1  | 1   | 3   | 16  | 0  | 0  | 0  | 0  | 0   | -    |      |
| L    | 25  | NOLAN FOOTE        | 4  | 1  | 0  | 1   | -1  | 0   | 0  | 0  | 0  | 0  | 6   | 16.7 |      |
| L    | 48  | BRIAN HALONEN*     | 2  | 0  | 0  | 0   | 0   | 0   | 0  | 0  | 0  | 0  | 2   | 0.0  |      |
| D    | 7   | DOUGIE HAMILTON    | 20 | 5  | 11 | 16  | -8  | 20  | 4  | 0  | 0  | 0  | 61  | 8.2  |      |
| D    | 82  | SANTERI HATAKKA*   | 12 | 0  | 2  | 2   | 5   | 4   | 0  | 0  | 0  | 0  | 12  | 0.0  |      |
| L    | 56  | ERIK HAULA         | 76 | 16 | 19 | 35  | -1  | 54  | 1  | 1  | 2  | 0  | 155 | 10.3 |      |
| C    | 13  | NICO HISCHIER      | 71 | 27 | 40 | 67  | -5  | 12  | 6  | 1  | 4  | 0  | 182 | 14.8 |      |
| R    | 10  | ALEXANDER HOLTZ    | 82 | 16 | 12 | 28  | -15 | 14  | 1  | 0  | 3  | 0  | 122 | 13.1 |      |
| C    | 86  | JACK HUGHES        | 62 | 27 | 47 | 74  | -12 | 12  | 9  | 0  | 4  | 2  | 274 | 9.9  |      |
| D    | 43  | LUKE HUGHES*       | 82 | 9  | 38 | 47  | -25 | 28  | 4  | 0  | 1  | 1  | 135 | 6.7  |      |
| L    | 79  | SAMUEL LABERGE     | 2  | 0  | 0  | 0   | 0   | 0   | 0  | 0  | 0  | 0  | 0   | -    |      |
| C    | 42  | CURTIS LAZAR       | 71 | 7  | 18 | 25  | 10  | 44  | 0  | 1  | 2  | 0  | 74  | 9.5  |      |
| L    | 23  | KURTIS MACDERMID   | NJ | 16 | 0  | 1   | 1   | 1   | 50 | 0  | 0  | 0  | 4   | 0.0  |      |
| D    | 6   | JOHN MARINO        | 75 | 4  | 21 | 25  | -6  | 41  | 0  | 0  | 1  | 0  | 57  | 7.0  |      |
| C    | 20  | MICHAEL MCLEOD     | 45 | 10 | 9  | 19  | 6   | 10  | 0  | 0  | 2  | 0  | 73  | 13.7 |      |
| R    | 28  | TIMO MEIER         | 69 | 28 | 24 | 52  | -28 | 45  | 10 | 0  | 4  | 1  | 207 | 13.5 |      |
| C    | 91  | DAWSON MERCER      | 82 | 20 | 13 | 33  | -26 | 29  | 4  | 0  | 2  | 0  | 134 | 14.9 |      |
| D    | 24  | COLIN MILLER       | NJ | 41 | 4  | 4   | 8   | 10  | 24 | 0  | 0  | 0  | 65  | 6.2  |      |
| D    | 17  | SIMON NEMEC*       | 60 | 3  | 16 | 19  | -7  | 33  | 0  | 0  | 1  | 0  | 73  | 4.1  |      |
| L    | 92  | TOMAS NOSEK        | 36 | 2  | 4  | 6   | -11 | 6   | 0  | 0  | 0  | 0  | 38  | 5.3  |      |
| L    | 18  | ONDREJ PALAT       | 71 | 11 | 20 | 31  | -9  | 37  | 1  | 0  | 0  | 0  | 108 | 10.2 |      |
| D    | 71  | JONAS SIEGENTHALER | 57 | 1  | 8  | 9   | -7  | 20  | 0  | 0  | 0  | 0  | 63  | 1.6  |      |
| D    | 2   | BRENDAN SMITH      | 63 | 5  | 10 | 15  | -3  | 61  | 0  | 0  | 0  | 0  | 60  | 8.3  |      |
| C    | 11  | CHRIS TIERNEY      | 52 | 4  | 8  | 12  | 3   | 21  | 0  | 0  | 0  | 0  | 26  | 15.4 |      |
| C    | 73  | TYLER TOFFOLI      | NJ | 61 | 26 | 18  | 44  | -15 | 12 | 8  | 0  | 2  | 1   | 179  | 14.5 |
| C    | 46  | MAX WILLMAN        | 18 | 3  | 1  | 4   | 1   | 2   | 0  | 0  | 1  | 0  | 17  | 17.7 |      |

| RK                       | GOALTENDER     | GPI       | MIN         | AVG         | W         | L         | OT       | EN       | SO       | GA         | SA          | SV%         | G        | A        | PIM      |   |
|--------------------------|----------------|-----------|-------------|-------------|-----------|-----------|----------|----------|----------|------------|-------------|-------------|----------|----------|----------|---|
| 41                       | VITEK VANECEK  | NJ        | 32          | 1791        | 3.18      | 17        | 9        | 3        | -        | 0          | 95          | 862         | .890     | 0        | 1        | 0 |
| 50                       | NICO DAWS      |           | 21          | 1144        | 3.15      | 9         | 11       | 0        | -        | 0          | 60          | 568         | .894     | 0        | 1        | 0 |
| 34                       | JAKE ALLEN     | NJ        | 13          | 770         | 3.11      | 6         | 6        | 1        | -        | 0          | 40          | 401         | .900     | 0        | 0        | 0 |
| 40                       | AKIRA SCHMID   |           | 19          | 914         | 3.15      | 5         | 9        | 1        | -        | 0          | 48          | 457         | .895     | 0        | 2        | 2 |
| 31                       | KAAPO KAHKONEN | NJ        | 6           | 262         | 2.51      | 1         | 4        | 0        | -        | 1          | 11          | 143         | .923     | 0        | 0        | 0 |
| <b>NEW JERSEY TOTALS</b> |                | <b>92</b> | <b>4941</b> | <b>2.59</b> | <b>52</b> | <b>22</b> | <b>8</b> | <b>-</b> | <b>4</b> | <b>211</b> | <b>2304</b> | <b>.908</b> | <b>0</b> | <b>3</b> | <b>4</b> |   |

\*Indicates rookie



GOALS/SHOTS BY PERIOD

| GOALS BY PERIOD: |    |    |     |       |       |      | SHOTS BY PERIOD: |     |     |     |       |      |      |
|------------------|----|----|-----|-------|-------|------|------------------|-----|-----|-----|-------|------|------|
|                  | 1  | 2  | 3   | OT/SO | TOTAL | AVG  | 1                | 2   | 3   | OT  | TOTAL | AVG  |      |
| NJ               | 70 | 91 | 98  | 5     | 264   | 3.22 | NJ               | 762 | 864 | 863 | 27    | 2516 | 30.7 |
| OPP              | 74 | 97 | 107 | 3     | 281   | 3.43 | OPP              | 807 | 853 | 786 | 12    | 3458 | 30   |

2023-24 SEASON

Legend: ND=Devils, BB=Boston, BS=Buffalo, CH=Carolina, CB=Columbus, DR=Detroit, FP=Florida, MC=Montreal, NI=NY Islanders, NR=NY Rangers, OS=Ottawa, PF=Philadelphia, PP=Pittsburgh, TL=Tampa Bay, TM=Toronto, WC=Washington. Standings reflect points after games of date played; 1st & 2nd = 1st place teams in Atlantic & Metropolitan Divisions.

| OCT | 1ST   | 2ND   | 3RD   | 4TH   | 5TH   | 6TH   | 7TH   | 8TH   | 9TH   | 10TH | 11TH | 12TH | 13TH | 14TH | 15TH | 16TH |
|-----|-------|-------|-------|-------|-------|-------|-------|-------|-------|------|------|------|------|------|------|------|
| 10  | NR 0  | BB 0  | BS 0  | CH 0  | CJ 0  | DR 0  | FL 0  | MC 0  | ND 0  | NI 0 | OS 0 | PF 0 | PP 0 | TM 0 | WC 0 | TL 0 |
| 11  | TL 2  | BB 0  | BS 0  | CAR 0 | CBJ 0 | DET 0 | FLA 0 | MC 0  | ND 0  | NI 0 | NR 0 | OS 0 | PF 0 | TM 0 | WC 0 | PP 0 |
| 12  | CH 2  | TL 2  | BB 2  | TM 2  | MC 0  | BS 0  | CB 0  | DR 0  | FP 0  | ND 0 | NI 0 | NR 0 | PF 0 | WC 0 | OS 0 | PP 0 |
| 13  | NR 2  | CH 2  | TL 2  | PF 2  | BB 2  | ND 2  | TM 2  | MC 1  | NI 0  | WC 0 | DR 0 | OS 0 | CB 0 | PP 0 | FP 0 | BS 0 |
| 14  | ND 3  | NR 2  | CH 2  | TL 2  | PF 2  | BB 2  | TM 2  | PP 2  | MC 1  | NI 0 | DR 0 | OS 0 | CB 0 | PP 0 | BS 0 | WC 0 |
| 15  | BB 4  | TM 4  | CH 4  | PP 4  | MC 3  | ND 3  | NI 2  | NR 2  | DR 2  | OS 2 | TL 2 | CB 2 | PF 2 | WC 0 | FP 0 | BS 0 |
| 16  | BB 4  | TM 4  | PP 4  | OS 4  | MC 3  | ND 3  | NI 2  | NR 2  | DR 2  | CB 2 | PF 2 | TL 2 | WC 0 | FP 0 | BS 0 | BS 0 |
| 17  | BB 6  | DR 4  | PP 4  | OS 4  | NR 4  | TM 4  | CH 4  | MC 3  | ND 3  | NI 2 | PF 2 | WC 2 | TL 2 | FP 2 | CB 2 | BS 0 |
| 18  | CH 6  | BB 4  | NI 4  | DR 4  | PP 4  | OS 4  | NR 4  | PF 4  | TM 4  | ND 3 | MC 3 | TL 3 | WC 2 | FP 2 | CB 2 | BS 2 |
| 19  | OS 6  | DR 6  | CH 6  | BB 4  | NI 4  | NR 4  | PF 4  | TM 4  | PP 4  | ND 3 | MC 3 | TL 3 | PF 2 | CB 2 | BS 2 | WC 2 |
| 20  | BB 6  | OS 6  | DR 6  | PF 6  | CH 6  | TL 5  | NI 4  | PP 4  | NR 4  | FP 4 | TM 4 | ND 3 | MC 3 | CB 2 | WC 2 | BS 2 |
| 21  | BB 6  | OS 6  | DR 6  | PF 6  | CH 6  | NI 5  | ND 5  | TL 5  | PP 4  | NR 4 | FP 4 | CB 4 | TM 4 | MC 3 | WC 2 | BS 2 |
| 22  | BB 8  | DR 8  | PF 7  | OS 6  | NR 6  | CB 6  | TM 6  | CH 6  | TL 6  | NI 5 | ND 5 | MC 5 | PP 4 | FP 4 | BS 4 | WC 3 |
| 23  | BB 10 | DR 10 | PF 7  | OS 6  | NR 6  | CB 6  | TM 6  | CH 6  | TL 6  | NI 5 | ND 5 | MC 5 | PP 4 | FP 4 | BS 4 | WC 3 |
| 24  | BB 10 | DR 10 | PF 7  | MC 7  | OS 6  | NR 6  | CB 6  | TM 6  | CH 6  | TL 6 | NI 5 | ND 5 | PP 4 | FP 4 | BS 4 | WC 3 |
| 25  | BB 12 | DR 11 | NR 8  | TM 8  | TL 8  | ND 7  | PF 7  | CB 7  | MC 7  | OS 6 | PF 6 | BS 6 | CH 6 | NI 5 | PP 4 | WC 3 |
| 26  | BB 12 | DR 11 | NR 8  | TM 8  | TL 8  | PF 7  | ND 7  | CB 7  | MC 7  | OS 6 | PF 6 | BS 6 | CH 6 | NI 5 | WC 5 | PP 4 |
| 27  | BB 13 | DR 11 | NR 10 | TM 10 | TL 10 | PF 9  | MC 9  | CB 8  | CH 8  | NI 7 | ND 7 | PF 6 | OS 6 | PP 6 | BS 6 | WC 5 |
| 28  | BB 13 | DR 11 | NR 10 | TM 10 | TL 10 | CH 10 | ND 9  | MC 9  | PF 9  | CB 8 | NI 7 | WC 7 | PF 6 | OS 6 | PP 6 | BS 6 |
| 29  | BB 15 | NR 12 | TM 11 | MC 11 | DR 11 | TL 10 | CH 10 | NI 9  | ND 9  | PF 9 | FP 8 | OS 8 | CB 8 | WC 7 | PP 6 | BS 6 |
| 30  | BB 15 | NR 12 | ND 11 | TM 11 | MC 11 | DR 11 | TL 10 | CH 10 | NI 9  | PF 9 | WC 9 | FP 8 | OS 8 | CB 8 | BS 8 | PP 6 |
| 31  | BB 17 | NR 14 | DR 13 | MC 12 | CH 12 | ND 11 | TM 11 | TL 11 | NI 10 | FP 9 | WC 9 | FP 9 | OS 8 | CB 8 | BS 8 | PP 6 |

| NOV | 1ST   | 2ND   | 3RD   | 4TH   | 5TH   | 6TH   | 7TH   | 8TH   | 9TH   | 10TH  | 11TH  | 12TH  | 13TH  | 14TH  | 15TH  | 16TH  |       |
|-----|-------|-------|-------|-------|-------|-------|-------|-------|-------|-------|-------|-------|-------|-------|-------|-------|-------|
| 1   | BB 17 | NR 14 | DR 13 | MC 12 | CH 12 | ND 11 | TL 11 | TM 11 | NI 10 | FP 9  | WC 9  | FP 9  | OS 8  | BS 8  | CB 8  | PP 6  |       |
| 2   | BB 17 | NR 14 | DR 13 | MC 12 | CH 12 | ND 11 | TL 11 | TM 11 | NI 10 | BS 10 | FP 9  | WC 9  | FP 9  | OS 8  | CB 8  | PP 6  |       |
| 3   | BB 19 | NR 16 | ND 13 | DR 13 | NI 12 | TM 12 | MC 12 | CH 12 | FP 11 | TL 11 | BS 10 | CB 10 | WC 9  | FP 9  | OS 8  | PP 6  |       |
| 4   | BB 19 | NR 16 | ND 13 | DR 13 | NI 12 | TM 12 | MC 12 | CH 12 | FP 11 | TL 11 | PF 11 | CB 10 | BS 10 | WC 9  | OS 8  | PP 6  |       |
| 5   | BB 19 | NR 17 | DR 15 | CH 14 | ND 13 | NI 13 | TL 13 | TM 12 | MC 12 | BS 12 | FP 11 | WC 11 | PF 11 | CB 10 | PP 8  | OS 8  |       |
| 6   | BB 19 | NR 17 | ND 15 | DR 15 | CH 14 | NI 13 | TL 13 | TM 12 | MC 12 | BS 12 | FP 11 | WC 11 | PF 11 | CB 10 | PP 8  | OS 8  |       |
| 7   | BB 21 | NR 17 | ND 15 | DR 15 | TL 14 | CH 14 | TM 14 | NI 13 | FP 13 | MC 12 | BS 12 | WC 11 | PF 11 | CB 11 | PP 8  | OS 8  |       |
| 8   | BB 21 | NR 19 | TL 16 | CH 16 | ND 15 | DR 15 | TM 14 | FP 13 | NI 13 | BS 13 | MC 12 | WC 11 | CB 11 | PF 11 | PP 10 | OS 8  |       |
| 9   | BB 21 | NR 19 | TL 16 | CH 16 | ND 15 | FP 15 | DR 15 | TM 14 | NI 13 | BS 13 | WC 12 | MC 12 | CB 11 | PF 11 | PP 10 | OS 10 |       |
| 10  | BB 23 | NR 21 | CH 16 | DR 16 | TL 16 | ND 15 | FP 15 | TM 14 | MC 14 | NI 13 | BS 13 | WC 12 | PF 12 | PF 11 | CB 11 | OS 10 |       |
| 11  | BB 23 | NR 21 | FP 17 | DR 16 | TL 16 | CH 16 | TM 16 | ND 15 | BS 15 | WC 14 | MC 14 | NI 13 | PF 13 | PP 12 | CB 11 | OS 10 |       |
| 12  | BB 24 | NR 21 | DR 18 | CH 18 | TM 18 | FP 17 | WC 16 | MC 16 | TL 16 | ND 15 | PF 15 | BS 15 | PP 14 | NI 13 | OS 12 | CB 11 |       |
| 13  | BB 24 | NR 23 | FP 19 | DR 18 | CH 18 | TM 18 | WC 16 | TL 16 | MC 16 | ND 15 | PF 15 | BS 15 | PP 14 | NI 13 | OS 12 | CB 12 |       |
| 14  | BB 24 | NR 23 | FP 19 | DR 18 | CH 18 | TM 18 | WC 16 | TL 16 | MC 16 | ND 15 | PF 15 | BS 15 | PP 14 | NI 13 | OS 12 | CB 12 |       |
| 15  | BB 26 | NR 23 | FP 21 | WC 18 | DR 18 | CH 18 | TM 18 | FP 16 | TL 16 | MC 16 | ND 15 | PF 15 | BS 15 | NI 13 | OS 12 | CB 12 |       |
| 16  | BB 26 | NR 23 | FP 21 | WC 18 | DR 18 | TM 18 | CH 18 | FP 17 | PP 16 | TL 16 | MC 16 | ND 15 | BS 15 | NI 14 | OS 12 | CB 12 |       |
| 17  | BB 26 | NR 23 | FP 21 | DR 19 | WC 18 | CH 18 | TL 18 | ND 17 | PF 17 | PP 16 | MC 16 | BS 15 | NI 15 | OS 14 | CB 12 |       |       |
| 18  | BB 26 | NR 23 | FP 23 | TM 20 | DR 19 | WC 18 | CH 18 | TL 18 | ND 17 | PF 17 | PP 16 | MC 16 | NI 15 | BS 15 | OS 14 | CB 12 |       |
| 19  | BB 28 | NR 25 | FP 23 | WC 20 | TM 20 | CH 20 | TL 20 | FP 19 | DR 19 | ND 17 | NI 17 | OS 16 | PP 16 | MC 16 | BS 15 | CB 12 |       |
| 20  | BB 28 | NR 25 | FP 23 | TM 22 | PF 21 | WC 20 | CH 20 | TL 20 | DR 19 | PP 18 | ND 17 | NI 17 | BS 17 | OS 16 | MC 16 | CB 12 |       |
| 21  | BB 29 | NR 25 | FP 25 | TM 22 | TL 21 | PF 21 | WC 20 | CH 20 | DR 19 | PP 18 | ND 17 | NI 17 | BS 17 | OS 16 | MC 16 | CB 12 |       |
| 22  | BB 29 | NR 25 | FP 25 | TM 22 | TL 22 | PF 21 | WC 20 | CH 20 | DR 19 | PP 18 | ND 17 | NI 17 | BS 17 | OS 16 | MC 16 | CB 12 |       |
| 23  | BB 31 | NR 27 | FP 25 | TL 23 | WC 22 | TM 22 | CH 22 | DR 21 | PF 21 | NI 19 | PP 18 | BS 18 | MC 18 | ND 17 | OS 16 | CB 14 |       |
| 24  | BB 31 | NR 27 | FP 25 | TL 23 | WC 22 | TM 22 | CH 22 | DR 21 | PF 21 | NI 19 | PP 18 | BS 18 | MC 18 | ND 17 | OS 16 | CB 14 |       |
| 25  | BB 31 | NR 27 | FP 25 | TL 23 | WC 22 | TM 23 | DR 23 | WC 22 | CH 22 | NI 21 | PF 21 | BS 20 | MC 20 | PP 18 | ND 17 | OS 16 | CB 16 |
| 26  | NR 31 | BB 31 | FP 25 | TL 25 | DR 23 | TM 23 | PF 23 | WC 22 | CH 22 | NI 22 | PP 20 | BS 20 | MC 20 | ND 19 | OS 16 | CB 16 |       |
| 27  | NR 31 | BB 31 | FP 25 | DR 25 | TL 25 | CH 24 | TM 23 | PF 23 | WC 22 | NI 22 | PP 20 | BS 20 | MC 20 | ND 19 | OS 16 | CB 16 |       |
| 28  | NR 31 | BB 31 | FP 27 | DR 25 | TL 25 | CH 24 | TM 23 | PF 23 | WC 22 | NI 22 | BS 22 | PP 20 | MC 20 | ND 19 | OS 16 | OS 16 |       |
| 29  | NR 31 | BB 31 | FP 28 | CH 26 | DR 25 | TM 25 | TL 25 | PF 23 | WC 22 | NI 22 | BS 22 | ND 21 | PP 21 | MC 20 | CB 18 | OS 16 |       |
| 30  | NR 33 | BB 31 | FP 28 | CH 26 | TM 25 | DR 25 | TL 25 | WC 24 | PF 23 | NI 22 | BS 22 | MC 22 | ND 21 | PP 21 | CB 18 | OS 16 |       |

| DEC | 1ST  | 2ND  | 3RD  | 4TH  | 5TH  | 6TH  | 7TH  | 8TH         | 9TH         | 10TH        | 11TH        | 12TH        | 13TH        | 14TH | 15TH | 16TH |
|-----|------|------|------|------|------|------|------|-------------|-------------|-------------|-------------|-------------|-------------|------|------|------|
| 1   | NR33 | BB33 | FP30 | TM27 | DR27 | CH27 | WC26 | TL25        | NI24        | PF24        | <b>ND23</b> | PP23        | BS22        | MC22 | CB18 | OS16 |
| 2   | NR33 | BB33 | FP30 | TM27 | DR27 | CH27 | WC26 | TL25        | NI24        | PF24        | PP23        | <b>ND23</b> | BS22        | MC22 | CB20 | OS16 |
| 3   | NR35 | BB35 | FP30 | DR29 | CH29 | TM28 | WC26 | NI26        | PF26        | TL25        | PP24        | <b>ND23</b> | MC23        | BS22 | CB20 | OS18 |
| 4   | NR37 | BB37 | FP30 | DR29 | CH29 | TM28 | WC26 | NI26        | PF26        | TL25        | PP24        | <b>ND23</b> | MC23        | BS22 | CB20 | OS18 |
| 5   | NR37 | BB37 | FP30 | DR29 | CH29 | TM28 | PF28 | TL27        | WC26        | NI26        | PP25        | MC25        | <b>ND23</b> | BS22 | CB20 | OS18 |
| 6   | NR37 | BB37 | DR31 | FP30 | CH29 | TM28 | PF28 | NI27        | TL27        | WC26        | <b>ND25</b> | PP25        | MC25        | BS22 | CB21 | OS20 |
| 7   | NR37 | BB37 | FP32 | DR31 | CH29 | TL29 | TM28 | PF28        | NI27        | WC26        | <b>ND25</b> | PP25        | MC25        | BS22 | CB21 | OS20 |
| 8   | NR37 | BB37 | FP32 | DR32 | TM30 | PF30 | NI29 | CH29        | TL29        | WC27        | <b>ND25</b> | PP25        | MC25        | BS24 | CB21 | OS20 |
| 9   | NR37 | BB37 | FP34 | DR32 | TM30 | PF30 | NI29 | CH28        | TL29        | WC27        | <b>ND27</b> | PP25        | MC25        | BS24 | CB23 | OS20 |
| 10  | BB39 | NR37 | FP34 | TM32 | DR32 | PF32 | NI31 | TL31        | WC29        | <b>ND29</b> | CH29        | MC27        | PP25        | BS25 | CB23 | OS22 |
| 11  | NR39 | BB39 | FP36 | TM32 | DR32 | PF32 | WC31 | NI31        | TL31        | <b>ND29</b> | CH29        | MC27        | PP25        | BS25 | CB23 | OS22 |
| 12  | NR39 | BB39 | FP36 | TM33 | NI33 | DR32 | PF32 | WC31        | TL31        | <b>ND29</b> | CH29        | MC27        | BS27        | PP25 | CB23 | OS22 |
| 13  | NR39 | BB39 | FP36 | TM33 | NI33 | DR32 | PF32 | WC31        | TL31        | <b>ND29</b> | CH29        | MC27        | BS27        | PP25 | CB23 | OS22 |
| 14  | BB40 | NR39 | FP36 | TM35 | NI35 | DR34 | PF33 | WC31        | <b>ND31</b> | CH31        | TL31        | PP29        | MC28        | BS27 | CB23 | OS22 |
| 15  | BB40 | NR39 | TM36 | FP36 | NI35 | PF35 | DR34 | CH33        | TL33        | WC32        | <b>ND31</b> | PP29        | MC28        | BS27 | CB25 | OS22 |
| 16  | BB42 | NR41 | TM36 | FP36 | NI36 | PF35 | DR34 | CH34        | TL33        | WC32        | <b>ND31</b> | PP29        | BS29        | MC28 | CB25 | OS22 |
| 17  | NR43 | BB43 | TM38 | FP38 | PF37 | NI36 | DR34 | CH34        | <b>ND33</b> | TL33        | WC32        | MC30        | PP29        | BS29 | CB25 | OS22 |
| 18  | NR43 | BB43 | TM38 | FP38 | PF37 | NI36 | CH35 | WC34        | DR34        | <b>ND33</b> | TL33        | MC30        | PP29        | BS29 | CB25 | OS22 |
| 19  | NR43 | BB43 | TM38 | PF38 | PF37 | NI36 | CH35 | WC34        | DR34        | <b>ND33</b> | TL33        | MC32        | PP31        | BS29 | CB25 | OS22 |
| 20  | NR45 | BB44 | PF39 | TM38 | FP38 | NI38 | CH7  | TL35        | WC34        | <b>ND34</b> | DR36        | MC32        | PP31        | BS29 | CB27 | OS22 |
| 21  | NR45 | BB44 | PF39 | NI39 | TM38 | FP38 | CH37 | WC36        | TL35        | <b>ND34</b> | DR34        | MC32        | PP31        | BS29 | CB27 | OS22 |
| 22  | NR45 | BB44 | PF39 | NI39 | WC38 | TM38 | FP38 | CH38        | TL37        | <b>ND34</b> | DR34        | PP33        | MC33        | BS31 | CB28 | OS22 |
| 23  | NR45 | BB44 | PF40 | NI39 | WC38 | TM38 | FP38 | CH38        | TL37        | DR36        | MC35        | <b>ND34</b> | PP33        | BS31 | CB28 | OS22 |
| 24  | NR47 | BB44 | NI41 | TM40 | FP40 | PF40 | WC39 | TL39        | CH38        | <b>ND36</b> | DR36        | MC35        | PP34        | BS32 | CB28 | OS24 |
| 25  | NR47 | BB44 | NI41 | TM40 | FP40 | PF40 | WC39 | TL39        | CH38        | <b>ND36</b> | DR36        | MC35        | PP34        | BS32 | CB28 | OS24 |
| 26  | NR47 | BB44 | NI41 | TM40 | FP40 | PF40 | WC39 | TL39        | CH38        | <b>ND36</b> | DR36        | MC35        | PP34        | BS32 | CB28 | OS24 |
| 27  | NR47 | BB44 | NI41 | TM40 | FP40 | PF40 | WC39 | TL39        | CH38        | <b>ND36</b> | DR36        | MC35        | PP34        | BS32 | CB28 | OS24 |
| 28  | NR49 | BB46 | FP42 | NI41 | TM40 | PF40 | CH40 | WC39        | TL39        | <b>ND38</b> | PP36        | DR36        | MC35        | BS32 | CB29 | OS26 |
| 29  | NR49 | BB46 | FP42 | PF42 | CH42 | NI41 | TM40 | WC39        | TL39        | <b>ND38</b> | PP36        | DR36        | MC35        | BS32 | CB29 | OS26 |
| 30  | NR49 | BB46 | FP44 | PF43 | NI43 | CH42 | TM41 | <b>ND40</b> | WC39        | TL39        | DR38        | PP36        | MC35        | BS32 | CB31 | OS26 |
| 31  | NR51 | BB48 | FP46 | CH44 | PF43 | NI43 | TM41 | WC40        | <b>ND40</b> | TL39        | PP38        | DR38        | MC35        | BS34 | CB32 | OS26 |

| JAN | 1ST  | 2ND  | 3RD  | 4TH  | 5TH  | 6TH  | 7TH         | 8TH         | 9TH         | 10TH        | 11TH        | 12TH        | 13TH | 14TH | 15TH | 16TH |
|-----|------|------|------|------|------|------|-------------|-------------|-------------|-------------|-------------|-------------|------|------|------|------|
| 1   | NR51 | BB50 | FP46 | CH44 | PF43 | NI43 | TM41        | TL41        | WC40        | <b>ND40</b> | PP40        | DR38        | MC35 | BS34 | CB32 | OS28 |
| 2   | NR51 | BB50 | FP46 | CH44 | PF43 | NI43 | TM41        | TL41        | WC40        | <b>ND40</b> | PP40        | DR38        | MC35 | BS34 | CB32 | OS28 |
| 3   | BB52 | NR51 | FP48 | CH46 | NI44 | TM43 | PF43        | WC42        | TL41        | <b>ND40</b> | PP40        | DR40        | MC37 | BS34 | CB32 | OS28 |
| 4   | BB52 | NR51 | FP48 | CH46 | TM45 | NI44 | PF43        | <b>ND42</b> | WC42        | TL41        | PP40        | DR40        | MC37 | BS34 | CB32 | OS28 |
| 5   | NR53 | BB52 | FP50 | CH46 | NI46 | TM45 | PF44        | TL43        | <b>ND42</b> | WC42        | PP42        | DR42        | MC37 | BS36 | CB34 | OS28 |
| 6   | NR53 | BB52 | FP50 | CH48 | NI46 | TM45 | <b>ND44</b> | PF44        | TL43        | PP42        | WC42        | DR42        | MC37 | BS36 | CB34 | OS28 |
| 7   | NR54 | BB54 | FP52 | CH49 | TM47 | PF46 | NI46        | <b>ND44</b> | TL43        | WC42        | PP42        | DR42        | MC39 | BS38 | CB35 | OS28 |
| 8   | NR54 | BB54 | FP52 | CH49 | TM47 | PF46 | NI46        | <b>ND44</b> | WC44        | DR44        | TL43        | PP42        | MC39 | BS38 | CB35 | OS28 |
| 9   | BB55 | NR54 | FP52 | CH49 | TM47 | NI46 | PF46        | <b>ND44</b> | WC44        | PP44        | DR44        | TL43        | MC39 | BS38 | CB35 | OS28 |
| 10  | BB56 | NR54 | FP54 | TM49 | CH49 | PF46 | NI46        | TL45        | <b>ND44</b> | WC44        | PP44        | DR44        | MC39 | BS38 | CB35 | OS28 |
| 11  | BB56 | NR54 | FP54 | TM49 | CH49 | PF48 | NI46        | TL45        | <b>ND44</b> | WC44        | PP44        | DR44        | MC40 | BS38 | CB35 | OS28 |
| 12  | BB57 | FP56 | NR54 | CH51 | TM50 | NI48 | PF48        | TL47        | <b>ND45</b> | PP45        | DR45        | WC44        | MC40 | BS40 | CB35 | OS28 |
| 13  | BB57 | FP56 | NR54 | CH51 | TM50 | PF50 | NI48        | TL47        | <b>ND45</b> | PP45        | DR45        | WC44        | MC40 | BS40 | CB35 | OS28 |
| 14  | BB59 | FP56 | NR54 | CH53 | PF52 | TM50 | TL49        | NI48        | <b>ND47</b> | DR47        | WC46        | PP46        | MC41 | BS40 | CB35 | OS30 |
| 15  | BB59 | FP56 | NR56 | CH53 | PF52 | TM50 | DR49        | TL49        | NI48        | <b>ND47</b> | PP46        | WC46        | MC41 | BS40 | CB35 | OS30 |
| 16  | BB61 | FP57 | NR56 | PF54 | CH53 | TM50 | DR49        | TL49        | PP48        | NI48        | <b>ND47</b> | WC46        | MC43 | BS42 | CB37 | OS30 |
| 17  | BB61 | NR58 | FP57 | PF54 | CH53 | TM50 | DR49        | TL49        | PP48        | WC48        | NI48        | <b>ND47</b> | MC43 | BS42 | CB37 | OS30 |
| 18  | BB61 | NR58 | FP58 | PF54 | CH53 | DR51 | TM50        | TL49        | PP48        | WC48        | NI48        | <b>ND47</b> | MC45 | BS42 | CB37 | OS30 |
| 19  | BB63 | FP58 | NR58 | PF56 | CH53 | TM52 | DR51        | TL51        | WC50        | PP48        | NI48        | <b>ND47</b> | MC45 | BS44 | CB37 | OS32 |
| 20  | BB63 | NR58 | FP58 | PF56 | CH55 | TM52 | TL51        | DR51        | WC50        | <b>ND49</b> | NI49        | PP48        | MC45 | BS44 | CB37 | OS32 |
| 21  | BB65 | FP58 | NR58 | PF56 | CH55 | TL53 | TM52        | DR51        | WC50        | <b>ND49</b> | NI49        | PP48        | MC45 | BS44 | CB37 | OS33 |
| 22  | BB65 | NR60 | FP58 | PF56 | CH55 | TM54 | DR53        | TL53        | NI51        | WC50        | <b>ND49</b> | PP48        | MC45 | BS44 | CB37 | OS35 |
| 23  | BB67 | FP60 | NR60 | PF56 | CH55 | TM54 | DR53        | TL53        | <b>ND51</b> | NI51        | WC50        | PP48        | MC45 | BS44 | CB37 | OS35 |
| 24  | BB67 | NR61 | FP60 | PF56 | CH55 | TL55 | TM54        | DR53        | <b>ND51</b> | NI51        | WC50        | PP48        | MC45 | BS44 | OS37 | CB37 |
| 25  | BB67 | FP62 | NR61 | CH57 | TM56 | PF56 | TL55        | DR53        | <b>ND51</b> | NI51        | WC50        | PP48        | BS46 | MC45 | OS37 | CB37 |
| 26  | BB69 | FP62 | NR61 | CH59 | TL57 | TM56 | PF56        | DR55        | <b>ND51</b> | NI51        | WC50        | PP48        | MC47 | BS46 | CB39 | OS38 |
| 27  | BB69 | FP64 | NR61 | CH59 | TL57 | TM56 | PF56        | DR55        | <b>ND51</b> | NI51        | WC50        | PP49        | MC47 | BS46 | CB39 | OS38 |
| 28  | BB71 | FP66 | NR63 | CH61 | TL59 | TM58 | DR57        | PF56        | NI52        | PP51        | <b>ND51</b> | WC51        | BS48 | MC48 | CB40 | OS38 |
| 29  | BB71 | FP66 | NR63 | CH61 | TL59 | TM58 | DR57        | PF56        | NI52        | PP51        | <b>ND51</b> | WC51        | BS48 | MC48 | CB40 | OS38 |
| 30  | BB71 | FP66 | NR63 | CH61 | TL59 | TM58 | DR57        | PF56        | NI52        | PP51        | <b>ND51</b> | WC51        | BS48 | MC48 | OS40 | CB40 |
| 31  | BB71 | FP66 | NR63 | CH61 | TL59 | TM58 | DR57        | PF56        | NI52        | PP51        | <b>ND51</b> | WC51        | BS48 | MC48 | CB42 | OS40 |

**2023-24 SEASON (CONT.)**

Legend: ND=Devils, BB=Boston, BS=Buffalo, CH=Carolina, CB=Columbus, DR=Detroit, FP=Florida, MC=Montreal, NI=NY Islanders, NR=NY Rangers, OS=Ottawa, PF=Philadelphia, PP=Pittsburgh, TL=Tampa Bay, TM=Toronto, WC=Washington. Standings reflect points after games of date played; 1st & 2nd = 1st place teams in Atlantic & Metropolitan Divisions.

| FEB | 1ST  | 2ND  | 3RD  | 4TH  | 5TH  | 6TH  | 7TH  | 8TH  | 9TH         | 10TH        | 11TH        | 12TH | 13TH | 14TH | 15TH | 16TH |
|-----|------|------|------|------|------|------|------|------|-------------|-------------|-------------|------|------|------|------|------|
| 1   | BB71 | FP66 | NR63 | CH61 | TL59 | TM58 | DR57 | PF56 | NI52        | PP51        | <b>ND51</b> | WC51 | BS48 | MC48 | CB42 | OS40 |
| 2   | BB71 | FP66 | NR63 | CH61 | TL59 | TM58 | DR58 | PF56 | NI52        | PP51        | <b>ND51</b> | WC51 | BS48 | MC48 | OS42 | CB42 |
| 3   | BB71 | FP66 | NR63 | CH61 | TL59 | TM58 | DR58 | PF56 | NI52        | PP51        | <b>ND51</b> | WC51 | BS48 | MC48 | OS42 | CB42 |
| 4   | BB71 | FP66 | NR63 | CH61 | TL59 | TM58 | DR58 | PF56 | NI52        | PP51        | <b>ND51</b> | WC51 | BS48 | MC48 | OS42 | CB42 |
| 5   | BB71 | FP66 | NR63 | CH61 | TL59 | TM58 | DR58 | PF56 | NI52        | PP51        | <b>ND51</b> | WC51 | BS48 | MC48 | OS42 | CB42 |
| 6   | BB71 | FP66 | NR65 | CH61 | TL59 | TM58 | DR58 | PF56 | NI54        | PP51        | <b>ND51</b> | WC51 | BS48 | MC48 | OS42 | CB42 |
| 7   | BB71 | NR67 | FP66 | CH61 | TM60 | TL59 | DR58 | PF58 | NI54        | PP53        | <b>ND53</b> | WC51 | MC50 | BS48 | OS42 | CB42 |
| 8   | BB71 | NR67 | FP66 | CH61 | TM60 | TL59 | DR58 | PF58 | NI54        | PP53        | <b>ND53</b> | WC51 | MC50 | BS48 | OS42 | CB42 |
| 9   | BB73 | FP68 | NR67 | CH63 | TM60 | PF60 | TL59 | DR58 | NI56        | PP53        | <b>ND53</b> | WC51 | MC50 | BS48 | OS42 | CB42 |
| 10  | BB73 | NR69 | FP68 | CH63 | TM60 | PF60 | TL59 | DR58 | NI56        | PP53        | <b>ND53</b> | WC51 | MC50 | BS48 | OS42 | CB42 |
| 11  | BB73 | FP70 | NR69 | CH65 | PF62 | TL61 | TM60 | DR60 | NI56        | <b>ND54</b> | WC54        | PP53 | MC50 | BS48 | OS44 | CB42 |
| 12  | BB73 | FP70 | NR69 | CH65 | PF62 | TL61 | TM60 | DR60 | NI56        | <b>ND54</b> | WC54        | PP53 | MC50 | BS48 | OS44 | CB42 |
| 13  | BB73 | NR71 | FP70 | CH65 | PF64 | TL61 | TM60 | DR60 | <b>ND56</b> | NI56        | WC54        | PP53 | MC50 | BS48 | OS44 | CB42 |
| 14  | BB74 | NR71 | FP70 | CH65 | PF64 | TL63 | TM62 | DR60 | <b>ND58</b> | NI57        | WC54        | PP53 | MC52 | BS50 | OS46 | CB42 |
| 15  | BB74 | FP72 | NR71 | CH65 | PF64 | TL63 | TM62 | DR60 | <b>ND58</b> | NI57        | WC54        | PP53 | MC52 | BS50 | OS46 | CB42 |
| 16  | FP74 | BB74 | NR73 | CH65 | TL65 | PF65 | TM64 | DR60 | <b>ND58</b> | NI57        | PP55        | WC54 | MC52 | BS48 | OS46 | CB42 |
| 17  | FP74 | BB74 | NR73 | CH67 | TL65 | PF65 | TM64 | DR60 | <b>ND58</b> | NI57        | PP55        | WC54 | MC52 | BS50 | OS46 | CB42 |
| 18  | FP76 | BB75 | NR73 | CH69 | TM66 | TL65 | PF65 | DR62 | <b>ND60</b> | NI57        | WC56        | PP55 | BS52 | MC52 | OS46 | CB44 |
| 19  | FP76 | NR75 | BB75 | CH69 | TM66 | TL65 | PF65 | DR62 | <b>ND60</b> | NI58        | WC56        | PP55 | BS52 | MC52 | OS46 | CB44 |
| 20  | BB77 | FP76 | NR75 | CH71 | TM68 | PF65 | TL65 | DR64 | <b>ND60</b> | NI58        | WC56        | PP55 | BS52 | MC52 | OS48 | CB44 |
| 21  | FP78 | NR77 | BB77 | CH71 | TM68 | PF65 | TL65 | DR64 | <b>ND60</b> | NI60        | WC58        | PP56 | BS52 | MC52 | OS49 | CB44 |
| 22  | BB79 | FP78 | NR77 | CH71 | TM70 | PF67 | TL65 | DR64 | <b>ND60</b> | NI60        | WC58        | PP56 | BS54 | MC52 | OS49 | CB46 |
| 23  | BB80 | NR79 | FP78 | CH73 | TM72 | PF67 | DR66 | TL65 | WC60        | <b>ND60</b> | NI60        | PP58 | BS54 | MC52 | OS51 | CB46 |
| 24  | BB80 | NR79 | FP78 | CH73 | TM72 | PF67 | DR66 | TL65 | WC60        | <b>ND60</b> | NI60        | PP58 | BS56 | MC52 | OS51 | CB46 |
| 25  | NR81 | BB81 | FP80 | TM74 | CH73 | DR66 | PF67 | TL67 | <b>ND62</b> | WC61        | NI60        | PP58 | BS56 | OS53 | MC52 | CB46 |
| 26  | NR81 | BB81 | FP80 | TM74 | CH74 | DR70 | TL69 | PF67 | <b>ND62</b> | WC61        | PP60        | NI60 | BS58 | OS53 | MC52 | CB48 |
| 27  | BB82 | NR81 | FP80 | TM74 | CH74 | DR70 | TL69 | PF67 | WC63        | <b>ND62</b> | NI62        | PP60 | BS58 | OS53 | MC52 | CB48 |
| 28  | FP82 | BB82 | NR81 | CH76 | TM74 | DR72 | PF69 | TL69 | <b>ND64</b> | WC63        | PP62        | NI62 | BS58 | MC54 | OS53 | CB48 |
| 29  | NR83 | FP82 | BB82 | CH76 | TM74 | DR72 | PF69 | TL69 | <b>ND64</b> | WC63        | PP62        | NI62 | BS58 | MC54 | OS53 | CB48 |

| MAR | 1ST   | 2ND   | 3RD   | 4TH  | 5TH  | 6TH  | 7TH  | 8TH  | 9TH         | 10TH        | 11TH        | 12TH        | 13TH        | 14TH | 15TH | 16TH |      |
|-----|-------|-------|-------|------|------|------|------|------|-------------|-------------|-------------|-------------|-------------|------|------|------|------|
| 1   | FP84  | BB84  | NR83  | CH78 | TM76 | DR72 | TL70 | PF69 | <b>ND64</b> | NI64        | WC63        | PP62        | BS60        | MC55 | OS53 | CB48 |      |
| 2   | FP84  | BB84  | NR83  | CH78 | TM76 | DR72 | TL70 | PF69 | WC65        | NI64        | <b>ND64</b> | PP62        | BS60        | MC55 | OS53 | CB48 |      |
| 3   | FP86  | NR84  | BB84  | TM78 | CH78 | DR72 | TL72 | PF71 | NI66        | WC65        | <b>ND64</b> | PP62        | BS62        | MC56 | OS53 | CB50 |      |
| 4   | FP86  | NR84  | BB84  | TM78 | CH78 | DR72 | TL72 | PF71 | NI66        | WC65        | <b>ND64</b> | PP62        | BS62        | MC56 | OS53 | CB50 |      |
| 5   | FP88  | BB86  | NR84  | CH78 | TM78 | DR72 | TL72 | PF72 | NI66        | WC65        | <b>ND64</b> | PP62        | BS62        | MC56 | OS53 | CB52 |      |
| 6   | FP90  | BB87  | NR84  | CH78 | TM78 | DR72 | TL72 | PF72 | NI68        | WC65        | PP64        | <b>ND64</b> | BS62        | MC58 | OS53 | CB52 |      |
| 7   | FP90  | BB87  | NR84  | TM80 | CH78 | DR72 | TL72 | PF72 | NI68        | WC65        | PP64        | <b>ND64</b> | BS63        | MC58 | OS53 | CB52 |      |
| 8   | FP90  | BB89  | NR84  | CH80 | TM80 | PF74 | DR72 | TL72 | NI70        | WC67        | <b>ND66</b> | PP64        | BS63        | MC58 | OS54 | CB54 |      |
| 9   | FP90  | BB89  | NR84  | CH80 | TM80 | PF74 | DR72 | TL72 | NI70        | WC67        | <b>ND66</b> | PP64        | BS63        | MC58 | OS54 | CB54 |      |
| 10  | FP92  | BB91  | NR86  | CH82 | TM82 | TL74 | PF74 | DR72 | NI70        | WC69        | <b>ND66</b> | BS65        | PP64        | MC58 | OS54 | CB54 |      |
| 11  | FP92  | BB91  | NR86  | CH84 | TM82 | TL74 | PF74 | NI72 | DR72        | WC69        | <b>ND66</b> | BS65        | PP65        | MC58 | OS54 | CB54 |      |
| 12  | FP92  | BB91  | NR88  | CH84 | TM82 | TL74 | PF74 | NI72 | WC69        | <b>ND66</b> | BS65        | PP64        | MC58        | OS54 | CB54 |      |      |
| 13  | FP94  | BB91  | NR90  | CH84 | TM82 | PF76 | TL74 | NI72 | DR72        | WC69        | BS67        | <b>ND66</b> | PP65        | MC60 | OS56 | CB54 |      |
| 14  | FP94  | BB91  | NR90  | CH84 | TM82 | PF76 | TL74 | NI72 | DR72        | WC69        | BS67        | <b>ND66</b> | PP65        | MC60 | OS56 | CB54 |      |
| 15  | FP94  | BB93  | NR90  | CH86 | TM84 | TL76 | PF76 | NI72 | DR72        | WC71        | BS69        | <b>ND68</b> | PP67        | MC61 | OS58 | CB55 |      |
| 16  | FP94  | BB93  | NR90  | CH86 | TM84 | TL76 | PF76 | NI72 | DR72        | WC71        | BS69        | <b>ND68</b> | PP67        | MC61 | OS58 | CB55 |      |
| 17  | BB95  | FP94  | NR92  | CH88 | TM85 | TL78 | PF76 | DR74 | NI72        | WC71        | BS69        | <b>ND68</b> | PP67        | MC61 | OS60 | CB57 |      |
| 18  | BB95  | NR94  | FP94  | CH90 | TM85 | TL78 | PF76 | DR74 | WC73        | NI73        | PP69        | BS69        | <b>ND68</b> | PP67 | MC61 | OS60 | CB57 |
| 19  | BB95  | NR94  | FP94  | CH90 | TM85 | TL78 | PF76 | WC75 | DR74        | NI73        | BS71        | PP69        | <b>ND68</b> | MC61 | OS60 | CB57 |      |
| 20  | BB97  | FP94  | NR94  | CH92 | TM85 | TL80 | PF78 | DR76 | WC75        | NI73        | BS71        | <b>ND70</b> | PP69        | MC62 | OS60 | CB58 |      |
| 21  | BB97  | FP94  | NR94  | CH92 | TM87 | TL80 | PF78 | DR76 | WC75        | NI73        | BS71        | <b>ND70</b> | PP69        | MC62 | OS60 | CB58 |      |
| 22  | BB97  | NR96  | FP94  | CH94 | TM87 | TL82 | PF79 | DR78 | WC75        | NI73        | <b>ND72</b> | BS71        | PP69        | MC62 | OS60 | CB58 |      |
| 23  | BB97  | NR96  | CH95  | FP94 | TM87 | TL82 | PF79 | DR78 | WC77        | NI73        | <b>ND72</b> | BS71        | PP69        | MC62 | OS60 | CB58 |      |
| 24  | NR98  | BB97  | FP95  | CH98 | TM89 | TL83 | PF81 | DR78 | WC77        | NI75        | <b>ND72</b> | BS71        | PP69        | OS62 | MC62 | CB58 |      |
| 25  | NR98  | FP97  | CH97  | BB97 | TM89 | TL85 | PF81 | WC79 | DR78        | NI75        | <b>ND74</b> | BS73        | PP70        | OS64 | MC64 | CB58 |      |
| 26  | NR98  | FP97  | CH97  | BB97 | TM89 | TL85 | PF81 | WC79 | DR78        | NI75        | <b>ND74</b> | BS73        | PP70        | OS64 | MC64 | CB58 |      |
| 27  | NR100 | BB99  | FP97  | CH97 | TM89 | TL85 | PF82 | WC81 | DR79        | <b>ND76</b> | NI75        | BS73        | PP72        | MC66 | OS64 | CB58 |      |
| 28  | NR100 | BB99  | FP97  | CH97 | TM89 | TL87 | PF82 | WC81 | DR79        | <b>ND76</b> | NI75        | BS73        | PP72        | OS66 | MC66 | CB58 |      |
| 29  | NR102 | CH99  | BB99  | FP97 | TM91 | TL87 | PF82 | WC81 | DR79        | NI77        | <b>ND76</b> | PP74        | BS73        | OS68 | MC68 | CB58 |      |
| 30  | NR102 | CH99  | BB99  | FP97 | TM91 | TL87 | PF82 | WC81 | DR79        | NI77        | <b>ND76</b> | BS75        | PP74        | OS68 | MC68 | CB58 |      |
| 31  | NR104 | CH101 | BB101 | FP99 | TM93 | TL89 | WC82 | PF82 | DR80        | NI77        | <b>ND76</b> | PP75        | BS75        | OS70 | MC68 | CB60 |      |



|    | APR   | 1ST   | 2ND   | 3RD   | 4TH   | 5TH  | 6TH  | 7TH  | 8TH  | 9TH  | 10TH        | 11TH        | 12TH        | 13TH | 14TH | 15TH | 16TH |
|----|-------|-------|-------|-------|-------|------|------|------|------|------|-------------|-------------|-------------|------|------|------|------|
| 1  | NR104 | CH101 | BB101 | FP99  | TM93  | TL89 | WC82 | PF82 | DR80 | N177 | <b>ND76</b> | PP75        | BS75        | OS70 | MC68 | CB60 |      |
| 2  | NR104 | CH101 | BB101 | FP99  | TM95  | TL89 | PF83 | WC82 | DR82 | N179 | PP77        | <b>ND76</b> | BS75        | OS70 | MC68 | CB62 |      |
| 3  | NR104 | BB103 | CH101 | FP99  | TM95  | TL89 | PF83 | WC82 | DR82 | N181 | PP79        | BS77        | <b>ND76</b> | OS70 | MC70 | CB62 |      |
| 4  | NR106 | BB103 | CH101 | FP99  | TM95  | TL91 | PF83 | WC82 | DR82 | N181 | PP79        | BS77        | <b>ND76</b> | OS70 | MC70 | CB62 |      |
| 5  | NR106 | BB105 | CH101 | FP101 | TM95  | TL93 | PF83 | N183 | WC82 | DR82 | PP81        | BS77        | <b>ND76</b> | OS70 | MC70 | CB62 |      |
| 6  | NR108 | BB105 | CH103 | FP101 | TM95  | TL93 | N183 | PF83 | WC82 | DR82 | PP81        | BS79        | <b>ND76</b> | OS70 | MC70 | CB62 |      |
| 7  | NR108 | BB107 | CH103 | FP102 | TM97  | TL93 | N185 | PP83 | PF83 | WC82 | DR82        | BS79        | <b>ND78</b> | OS70 | MC70 | CB64 |      |
| 8  | NR110 | BB107 | CH105 | FP102 | TM97  | TL93 | N185 | DR84 | PP83 | WC83 | PF83        | <b>ND79</b> | BS79        | OS72 | MC70 | CB64 |      |
| 9  | NR110 | BB107 | CH105 | FP102 | TM99  | TL93 | N185 | DR84 | PP84 | WC83 | PF83        | <b>ND79</b> | BS79        | OS72 | MC70 | CB64 |      |
| 10 | NR110 | CH107 | BB107 | FP104 | TM101 | TL95 | N187 | WC85 | PP84 | DR84 | PF83        | <b>ND79</b> | BS79        | OS72 | MC72 | CB64 |      |
| 11 | NR110 | CH107 | BB107 | FP104 | TM101 | TL95 | N187 | WC85 | PP84 | DR84 | PF83        | <b>ND79</b> | BS79        | OS72 | MC72 | CB64 |      |
| 12 | NR110 | CH107 | BB107 | FP106 | TM101 | TL96 | N189 | PP86 | WC85 | DR85 | PF85        | <b>ND81</b> | BS81        | OS74 | MC73 | CB64 |      |
| 13 | NR110 | CH109 | BB107 | FP106 | TM101 | TL96 | N189 | PP86 | WC85 | DR85 | PF85        | <b>ND81</b> | BS81        | OS74 | MC73 | CB64 |      |
| 14 | NR112 | CH109 | BB109 | FP108 | TM102 | TL96 | N190 | WC87 | DR87 | PF87 | PP86        | BS82        | <b>ND81</b> | OS76 | MC74 | CB64 |      |
| 15 | NR112 | CH111 | BB109 | FP108 | TM102 | TL96 | N190 | WC87 | DR87 | PF87 | PP86        | BS82        | <b>ND81</b> | OS76 | MC74 | CB64 |      |
| 16 | NR114 | CH111 | BB109 | FP108 | TM102 | TL96 | N192 | WC89 | DR89 | PP88 | PF87        | BS84        | <b>ND81</b> | OS76 | MC75 | CB64 |      |
| 17 | NR114 | CH111 | FP110 | BB109 | TM102 | TL98 | N194 | WC91 | DR91 | PP88 | PF87        | BS84        | <b>ND81</b> | OS78 | MC76 | CB66 |      |

# 2023-24 GAME-BY-GAME

| #  | Date       | Team                    | W-L-OT | Record  | GF-GA | Scorers               | W Goal | PP  | PK  | * = Overtime, ** = Shootout, + = Sellout |            |         |
|----|------------|-------------------------|--------|---------|-------|-----------------------|--------|-----|-----|--|------------|---------|
|    |            |                         |        |         |       |                       |        |     |     | SF-SA                                    | W-L Glidr. | Attend. |
| 1  | 10/12/2023 | Detroit Red Wings       | W      | 1-0-0   | 4-3   | 86p,86.7,56           | 56     | 1-6 | 2-4 | 27-35                                    | 41/35      | 16514+  |
| 2  | 10/13/2023 | Arizona Coyotes         | O**    | 1-0-1   | 3-4   | 63,7p,63p             | 17     | 2-5 | 5-7 | 36-33                                    | 70/40      | 16514+  |
| 3  | 10/16/2023 | Florida Panthers        | L      | 1-1-1   | 3-4   | 56p,20,63p            | 13     | 2-5 | 3-4 | 34-30                                    | 72/41      | 15023   |
| 4  | 10/20/2023 | @ New York Islanders    | W*     | 2-1-1   | 5-4   | 7p,73p,43p,86p,86     | 86     | 4-5 | 2-2 | 39-32                                    | 40/30      | 17255+  |
| 5  | 10/24/2023 | @ Montreal Canadiens    | W      | 3-1-1   | 5-2   | 10,73,13p,73p,73      | 13     | 2-4 | 3-4 | 34-29                                    | 41/30      | 21105+  |
| 6  | 10/25/2023 | Washington Capitals     | L      | 3-2-1   | 4-6   | 73,28,13,73           | 24     | 0-1 | 2-3 | 22-25                                    | 31/41      | 16117   |
| 7  | 10/27/2023 | Buffalo Sabres          | W      | 4-2-1   | 5-4   | 10,63,56s,86p,56      | 56     | 1-4 | 2-2 | 39-27                                    | 41/1       | 16514+  |
| 8  | 10/29/2023 | Minnesota Wild          | W      | 5-2-1   | 4-3   | 63,73p,56,63p         | 63     | 2-3 | 5-6 | 30-34                                    | 41/29      | 16514+  |
| 9  | 11/02/2023 | @ Minnesota Wild        | W      | 6-2-1   | 5-3   | 10,20,28p,63p,7p      | 63     | 3-5 | 1-2 | 38-25                                    | 41/32      | 18399+  |
| 10 | 11/03/2023 | @ St. Louis Blues       | L      | 6-3-1   | 1-4   | 42                    | 12     | 0-1 | 2-2 | 34-35                                    | 50/40      | 18096+  |
| 11 | 11/05/2023 | @ Chicago Blackhawks    | W      | 7-3-1   | 4-2   | 91p,46,42,20          | 42     | 1-3 | 2-2 | 41-34                                    | 41/40      | 18388   |
| 12 | 11/07/2023 | @ Colorado Avalanche    | L      | 7-4-1   | 3-6   | 73,26p,7p             | 12     | 2-6 | 4-5 | 23-32                                    | 40/41      | 18087*  |
| 13 | 11/10/2023 | Washington Capitals     | L      | 7-5-1   | 2-4   | 28,91                 | 92     | 0-4 | 4-4 | 26-27                                    | 79/40      | 16514+  |
| 14 | 11/14/2023 | @ Winnipeg Jets         | L      | 7-6-1   | 3-6   | 28p,6,9,1p            | 81     | 2-5 | 2-4 | 34-31                                    | 37/40      | 11717   |
| 15 | 11/16/2023 | @ Pittsburgh Penguins   | W      | 8-6-1   | 5-2   | 42s,14,63,10,73       | 63     | 0-1 | 3-3 | 31-23                                    | 41/35      | 18321+  |
| 16 | 11/18/2023 | New York Rangers        | L      | 8-7-1   | 3-5   | 86,18p,56             | 26     | 1-1 | 2-3 | 33-35                                    | 31/41      | 17086*  |
| 17 | 11/22/2023 | @ Detroit Red Wings     | L      | 8-8-1   | 0-4   |                       | 23     | 0-2 | 3-4 | 16-28                                    | 34/41      | 19515+  |
| 18 | 11/24/2023 | Columbus Blue Jackets   | L      | 8-9-1   | 1-2   | 10                    | 50     | 0-2 | 3-3 | 38-28                                    | 90/40      | 16514+  |
| 19 | 11/25/2023 | Buffalo Sabres          | W      | 9-9-1   | 7-2   | 10,73,13,16,73,91,43p | 13     | 1-1 | 0-2 | 37-12                                    | 41/31      | 16514+  |
| 20 | 11/28/2023 | New York Islanders      | W      | 10-9-1  | 5-4   | 20,91,86,13p,42       | 42     | 1-4 | 3-4 | 33-26                                    | 40/30      | 16091   |
| 21 | 11/30/2023 | @ Philadelphia Flyers   | W*     | 11-9-1  | 4-3   | 10,86,73p,43          | 43     | 1-5 | 4-6 | 35-47                                    | 40/79      | 17748   |
| 22 | 12/01/2023 | San Jose Sharks         | L      | 11-10-1 | 3-6   | 91p,86,18             | 10     | 1-2 | 0-0 | 47-18                                    | 36/40      | 16528*  |
| 23 | 12/05/2023 | @ Vancouver Canucks     | W      | 12-10-1 | 6-5   | 63,56,86,20,43p,63    | 63     | 1-2 | 3-4 | 32-33                                    | 41/35      | 18893+  |
| 24 | 12/07/2023 | @ Seattle Kraken        | W      | 13-10-1 | 2-1   | 18,17                 | 17     | 0-3 | 2-2 | 17-38                                    | 40/31      | 17151+  |
| 25 | 12/09/2023 | @ Calgary Flames        | W      | 14-10-1 | 4-2   | 13,63,10,13           | 10     | 0-2 | 0-0 | 30-25                                    | 41/32      | 17597   |
| 26 | 12/10/2023 | @ Edmonton Oilers       | L      | 14-11-1 | 1-4   | 63                    | 2      | 0-4 | 2-3 | 26-30                                    | 30/40      | 18347*  |
| 27 | 12/13/2023 | Boston Bruins           | W*     | 15-11-1 | 2-1   | 91,86                 | 86     | 0-2 | 1-1 | 35-24                                    | 41/1       | 16514+  |
| 28 | 12/16/2023 | @ Columbus Blue Jackets | W      | 16-11-1 | 6-3   | 86,56,73,86p,13,86    | 16     | 1-2 | 3-4 | 33-26                                    | 40/40      | 18172*  |
| 29 | 12/17/2023 | Anaheim Ducks           | L      | 16-12-1 | 1-5   | 20                    | 84     | 0-5 | 4-5 | 20-28                                    | 36/40      | 16514+  |
| 30 | 12/19/2023 | Philadelphia Flyers     | O*     | 16-12-2 | 2-3   | 20,63p                | 74     | 1-1 | 3-3 | 26-26                                    | 33/41      | 16514+  |
| 31 | 12/21/2023 | Edmonton Oilers         | L      | 16-13-2 | 3-6   | 91,71,28              | 29     | 0-0 | 2-2 | 26-38                                    | 30/41      | 16514+  |
| 32 | 12/23/2023 | Detroit Red Wings       | W      | 17-13-2 | 3-2   | 28,26,73              | 73     | 0-4 | 3-3 | 36-24                                    | 41/45      | 16514+  |
| 33 | 12/27/2023 | Columbus Blue Jackets   | W*     | 18-13-2 | 4-3   | 18,91,43,28           | 28     | 0-3 | 3-3 | 35-29                                    | 41/70      | 16514+  |
| 34 | 12/29/2023 | @ Ottawa Senators       | W      | 19-13-2 | 6-2   | 86p,63p,91,73,2,43    | 91     | 2-4 | 4-4 | 30-27                                    | 50/70      | 20022*  |
| 35 | 12/30/2023 | @ Boston Bruins         | L      | 19-14-2 | 2-5   | 13p,43                | 88     | 1-2 | 0-2 | 33-31                                    | 35/41      | 17850+  |
| 36 | 01/03/2024 | @ Washington Capitals   | W      | 20-14-2 | 6-3   | 13,13p,91,20,91,20    | 20     | 1-2 | 2-4 | 28-26                                    | 50/31      | 17156   |
| 37 | 01/05/2024 | Chicago Blackhawks      | W      | 21-14-2 | 4-2   | 10,17,20,73           | 20     | 0-6 | 4-5 | 32-25                                    | 41/40      | 16514+  |
| 38 | 01/06/2024 | Vancouver Canucks       | L      | 21-15-2 | 4-6   | 24,56,24,13           | 40     | 0-2 | 1-1 | 25-43                                    | 35/50      | 16157   |
| 39 | 01/11/2024 | Tampa Bay Lightning     | O*     | 21-15-3 | 3-4   | 91,63,14              | 43     | 0-1 | 3-3 | 30-20                                    | 88/41      | 19092*  |
| 40 | 01/13/2024 | @ Florida Panthers      | W      | 22-15-3 | 4-1   | 10,63,56,6            | 63     | 0-2 | 1-2 | 22-36                                    | 50/72      | 19526*  |
| 41 | 01/15/2024 | @ Boston Bruins         | L      | 22-16-3 | 0-3   |                       | 13     | 0-1 | 3-4 | 31-36                                    | 1/50       | 17850+  |
| 42 | 01/17/2024 | Montreal Canadiens      | L      | 22-17-3 | 2-3   | 43p,10p               | 22     | 2-4 | 1-1 | 30-25                                    | 35/50      | 16022   |

| #  | Date       | Team                    | W-L-OT | Record  | GF-GA | Scorers                   | W Goal | PP  | PK  | SF-SA | W-L Glidr. | Attend. |
|----|------------|-------------------------|--------|---------|-------|---------------------------|--------|-----|-----|-------|------------|---------|
| 43 | 01/19/2024 | @ Columbus Blue Jackets | W      | 23-17-3 | 4-1   | 6, 10, 13, 14             | 10     | 0-4 | 3-3 | 33-30 | 41/90      | 18630+  |
| 44 | 01/20/2024 | Dallas Stars            | L      | 23-18-3 | 2-6   | 63, 73                    | 95     | 0-3 | 5-6 | 31-36 | 41/50      | 16514+  |
| 45 | 01/22/2024 | Vegas Golden Knights    | W*     | 24-18-3 | 6-5   | 13, 42, 73, 73, 42, 73    | 73     | 0-2 | 0-0 | 38-32 | 41/36      | 16514+  |
| 46 | 01/25/2024 | @ Carolina Hurricanes   | 2-3    | 24-19-3 | 2-3   | 37, 63                    | 11     | 0-3 | 3-4 | 25-23 | 32/50      | 18792+  |
| 47 | 01/27/2024 | @ Tampa Bay Lightning   | L      | 24-20-3 | 3-6   | 18, 63, 73                | 21     | 0-1 | 3-3 | 31-32 | 88/41      | 19092+  |
| 48 | 02/06/2024 | Colorado Avalanche      | W      | 25-20-3 | 5-3   | 11, 63, 91, 6, 56         | 6      | 0-3 | 3-3 | 31-38 | 41/60      | 16326   |
| 49 | 02/08/2024 | Calgary Flames          | L      | 25-21-3 | 3-5   | 18, 136, 18               | 96     | 0-2 | 3-3 | 40-30 | 25/41      | 16374   |
| 50 | 02/10/2024 | @ Carolina Hurricanes   | O*     | 25-21-4 | 0-1   |                           | 20     | 0-4 | 2-2 | 34-32 | 52/41      | 18997+  |
| 51 | 02/12/2024 | Seattle Kraken          | W      | 26-21-4 | 3-1   | 73p, 86, 91               | 86     | 1-5 | 3-3 | 37-28 | 50/35      | 14511   |
| 52 | 02/13/2024 | @ Nashville Predators   | W      | 27-21-4 | 4-2   | 86, 13, 28, 13            | 28     | 0-2 | 1-2 | 47-32 | 50/74      | 17159+  |
| 53 | 02/15/2024 | Los Angeles Kings       | L      | 27-22-4 | 1-2   | 73p                       | 95     | 1-5 | 3-4 | 27-29 | 31/50      | 16105   |
| 54 | 02/17/2024 | Philadelphia Flyers     | W      | 28-22-4 | 6-3   | 13, 73, 2, 14, 13, 14     | 14     | 0-5 | 2-3 | 40-48 | 50/33      | 70328   |
| 55 | 02/20/2024 | @ Washington Capitals   | 2-6    | 28-23-4 | 2-6   | 10, 56                    | 17     | 0-2 | 0-1 | 39-26 | 79/50      | 17232   |
| 56 | 02/22/2024 | New York Rangers        | L      | 28-24-4 | 1-5   | 86                        | 13     | 0-5 | 4-5 | 40-18 | 31/50      | 16650+  |
| 57 | 02/24/2024 | Montreal Canadiens      | W      | 29-24-4 | 4-3   | 28, 18, 13p, 63           | 63     | 1-2 | 0-0 | 24-26 | 50/34      | 16514+  |
| 58 | 02/25/2024 | Tampa Bay Lightning     | L      | 29-25-4 | 1-4   | 73p                       | 21     | 1-4 | 3-3 | 19-27 | 31/40      | 16514+  |
| 59 | 02/27/2024 | @ San Jose Sharks       | W      | 30-25-4 | 7-2   | 63, 86, 86, 2, 91, 13     | 88     | 0-2 | 1-1 | 44-31 | 50/36      | 10982   |
| 60 | 03/01/2024 | @ Anaheim Ducks         | L      | 30-26-4 | 3-4   | 28, 86p, 73p              | 77     | 2-4 | 2-2 | 55-23 | 1/50       | 16078   |
| 61 | 03/03/2024 | @ Los Angeles Kings     | L      | 30-27-4 | 1-5   | 28                        | 78     | 0-2 | 2-3 | 31-23 | 39/50      | 18145   |
| 62 | 03/05/2024 | Florida Panthers        | L      | 30-28-4 | 3-5   | 86p, 28, 24               | 21     | 1-3 | 1-2 | 24-31 | 41/40      | 16042   |
| 63 | 03/07/2024 | St. Louis Blues         | W      | 31-28-4 | 4-1   | 28p, 28, 28, 56           | 28     | 1-2 | 3-3 | 33-24 | 50/50      | 16259   |
| 64 | 03/09/2024 | Carolina Hurricanes     | L      | 31-29-4 | 2-4   | 13, 28                    | 37     | 0-4 | 2-3 | 25-26 | 52/50      | 16514+  |
| 65 | 03/11/2024 | @ New York Rangers      | L      | 31-30-4 | 1-3   | 17                        | 91     | 0-0 | 4-4 | 20-26 | 32/31      | 18006+  |
| 66 | 03/14/2024 | @ Dallas Stars          | W      | 32-30-4 | 6-2   | 56, 11, 91, 28, 92, 10    | 56     | 1-0 | 3-3 | 20-37 | 34/29      | 18532+  |
| 67 | 03/16/2024 | @ Arizona Coyotes       | L      | 32-31-4 | 1-4   | 57                        | 11     | 0-2 | 1-2 | 38-32 | 70/31      | 4800+   |
| 68 | 03/17/2024 | @ Vegas Golden Knights  | L      | 32-32-4 | 1-3   | 13                        | 9      | 0-2 | 2-2 | 21-37 | 36/34      | 18234+  |
| 69 | 03/19/2024 | Pittsburgh Penguins     | W      | 33-32-4 | 5-2   | 91, 28p, 10, 91, 28p      | 10     | 2-3 | 2-2 | 38-38 | 34/35      | 15605   |
| 70 | 03/21/2024 | Winnipeg Jets           | W      | 34-32-4 | 4-1   | 86p, 13p, 86p, 28         | 13     | 3-4 | 4-4 | 41-19 | 34/39      | 15570   |
| 71 | 03/23/2024 | Ottawa Senators         | L      | 34-33-4 | 2-5   | 63, 92                    | 59     | 0-4 | 5-5 | 20-25 | 70/34      | 16514+  |
| 72 | 03/24/2024 | @ New York Islanders    | W      | 35-33-4 | 4-0   | 28p, 86, 10, 11           | 28     | 1-4 | 5-5 | 30-36 | 31/30      | 17255+  |
| 73 | 03/26/2024 | @ Toronto Maple Leafs   | W      | 36-33-4 | 6-3   | 43, 13, 28, 46, 86, 86    | 46     | 0-2 | 2-2 | 25-45 | 34/60      | 18390   |
| 74 | 03/29/2024 | @ Buffalo Sabres        | L      | 36-34-4 | 2-5   | 46, 63                    | 72     | 0-3 | 0-0 | 30-36 | 27/34      | 15721   |
| 75 | 04/02/2024 | Pittsburgh Penguins     | L      | 36-35-4 | 3-6   | 28p, 42, 63               | 67     | 1-4 | 2-3 | 26-21 | 39/34      | 16514+  |
| 76 | 04/03/2024 | @ New York Rangers      | L      | 36-36-4 | 3-4   | 18, 21, 3                 | 20     | 0-3 | 2-3 | 20-41 | 31/31      | 18006+  |
| 77 | 04/06/2024 | @ Ottawa Senators       | W      | 37-36-4 | 4-3   | 56, 18, 2, 13             | 13     | 0-2 | 1-3 | 27-28 | 34/70      | 19146+  |
| 78 | 04/07/2024 | Nashville Predators     | O**    | 37-36-5 | 2-3   | 86, 11                    | 90     | 0-2 | 3-4 | 25-35 | 74/34      | 15409   |
| 79 | 04/09/2024 | Toronto Maple Leafs     | L      | 37-37-5 | 2-5   | 13, 91p                   | 55     | 1-2 | 3-3 | 20-39 | 60/34      | 16018   |
| 80 | 04/11/2024 | @ Toronto Maple Leafs   | W      | 38-37-5 | 6-5   | 56, 25, 28p, 28p, 63p, 63 | 63     | 3-4 | 3-3 | 20-32 | 34/35      | 18618   |
| 81 | 04/13/2024 | @ Philadelphia Flyers   | L      | 38-38-5 | 0-1   |                           | 11     | 0-1 | 3-3 | 20-21 | 33/31      | 19649+  |
| 82 | 04/15/2024 | New York Islanders      |        |         |       |                           |        |     |     |       |            |         |

\* = Overtime, \*\* = Shootout, + = Sellout

| GAME | DATE  | OPP.  | RESULT | RECORD=PTS | PP  | OP,PP | GOALTENDER(S)        | GOAL SCORER(S)   |
|------|-------|-------|--------|------------|-----|-------|----------------------|--|
| 1    | 10/12 | DET   | W      | 1-0-0=2    | 1-6 | 2-4   | V. Vanecek           | J. Hughes (PPG), J. Hughes, D. Hamilton, E. Hauula (ENG, GWG)                      |
| 2    | 10/13 | ARI   | L      | 1-0-1=3    | 2-5 | 2-7   | A. Schmid            | J. Bratt, D. Hamilton (PPG), J. Bratt (PPG)  |
| 3    | 10/16 | FLA   | L      | 1-1-1=3    | 2-5 | 1-4   | V. Vanecek           | E. Hauula (PPG), M. McLeod, J. Bratt (PPG, X-Attack)                               |
| 4    | 10/20 | @ NYI | W      | 2-1-1=5    | 4-5 | 0-2   | A. Schmid            | D. Hamilton (PG), T. Toffoli (PPG), L. Hughes (PPG), J. Hughes (2, PPG, OTG)       |
| 5    | 10/24 | @ MTL | W      | 3-1-1=7    | 2-4 | 0-4   | V. Vanecek           | A. Holtz, T. Toffoli, N. Hischer (PPG), T. Toffoli (PPG), T. Toffoli (ENG)         |
| 6    | 10/25 | WSH   | L      | 3-2-1=7    | 0-1 | 1-3   | A. Schmid/V. Vanecek | T. Toffoli, T. Meier, N. Hischer, T. Toffoli                                       |
| 7    | 10/27 | BUF   | W      | 4-2-1=9    | 1-4 | 0-2   | V. Vanecek           | A. Holtz, J. Bratt, E. Hauula (SHG), J. Hughes (PPG), E. Hauula (GWG)              |
| 8    | 10/29 | MIN   | W      | 5-2-1=11   | 2-3 | 1-6   | V. Vanecek           | J. Bratt, T. Toffoli (PPG), E. Hauula, J. Bratt (PPG)                              |
| 9    | 11/2  | @ MIN | W      | 6-2-1=13   | 3-5 | 1-2   | V. Vanecek           | A. Holtz, M. McLeod, T. Meier (PPG), J. Bratt (PPG, GWG), D. Hamilton (PPG)        |
| 10   | 11/3  | @ STL | L      | 6-3-1=13   | 0-3 | 0-2   | A. Schmid            | C. Lazar   |
| 11   | 11/5  | @ CHI | W      | 7-3-1=15   | 1-3 | 0-2   | V. Vanecek           | D. Mercer (PPG), M. Willman, C. Lazar, M. McLeod (ENG)                             |
| 12   | 11/7  | @ COL | L      | 7-4-1=15   | 0-6 | 1-5   | V. Vanecek           | T. Toffoli, T. Meier (PPG), D. Hamilton (PPG)                                      |
| 13   | 11/10 | WSH   | L      | 7-5-1=15   | 0-4 | 0-4   | V. Vanecek/A. Schmid | T. Meier, D. Mercer  |
| 14   | 11/14 | @ WPG | L      | 7-6-1=15   | 2-5 | 2-4   | A. Schmid            | T. Meier (PPG), J. Marino, D. Mercer (PPG)   |
| 15   | 11/16 | @ PIT | W      | 8-6-1=17   | 0-1 | 0-3   | V. Vanecek           | C. Lazar (SHG), N. Bastian, J. Bratt (GWG), A. Holtz, T. Toffoli                   |
| 16   | 11/18 | NYR   | L      | 8-7-1=17   | 1-1 | 0-3   | V. Vanecek           | J. Hughes, O. Palat (PPG), E. Hauula   |
| 17   | 11/22 | @ DET | L      | 8-8-1=17   | 0-2 | 1-4   | V. Vanecek           | SHUTOUT  |
| *18  | 11/24 | CBJ   | L      | 8-9-1=17   | 0-2 | 0-3   | A. Schmid            | A. Holtz   |
| 19   | 11/25 | BUF   | W      | 9-9-1=19   | 1-1 | 2-2   | V. Vanecek           | A. Holtz, T. Toffoli, N. Hischer, O. Palat, T. Toffoli, D. Mercer, L. Hughes (PPG) |
| 20   | 11/28 | NYI   | W      | 10-9-1=21  | 1-4 | 1-4   | V. Vanecek/A. Schmid | M. McLeod, D. Mercer, J. Hughes, N. Hischer (PPG), C. Lazar (GWG)                  |
| 21   | 11/30 | @ PHI | W      | 11-9-1=23  | 1-5 | 2-6   | A. Schmid            | A. Holtz, J. Hughes, T. Toffoli (PPG), L. Hughes (OTG)                             |
| 22   | 12/1  | SJS   | W      | 11-10-1=23 | 1-2 | 0-0   | A. Schmid            | D. Mercer (PPG), J. Hughes, O. Palat   |
| 23   | 12/5  | @ VAN | L      | 12-10-1=25 | 1-2 | 1-4   | V. Vanecek           | J. Bratt, E. Hauula, J. Hughes, M. McLeod, L. Hughes (PPG), J. Bratt (GWG)         |
| 24   | 12/7  | @ SEA | W      | 13-10-1=27 | 0-3 | 0-2   | A. Schmid            | O. Palat, S. Nemesec (GWG)   |
| 25   | 12/9  | @ CGY | W      | 14-10-1=29 | 0-2 | 0-0   | V. Vanecek           | N. Hischer, J. Bratt, A. Holtz (GWG), N. Hischer (ENG)                             |
| 26   | 12/10 | @ EDM | L      | 14-11-1=29 | 0-4 | 1-3   | A. Schmid            | J. Bratt   |
| 27   | 12/13 | BOS   | W      | 15-11-1=31 | 0-2 | 0-1   | V. Vanecek           | D. Mercer, J. Hughes (OT-GWG)  |
| 28   | 12/16 | @ CBJ | W      | 16-11-1=33 | 1-2 | 1-4   | A. Schmid            | J. Hughes, E. Hauula, T. Toffoli, J. Hughes (PPG), N. Hischer, J. Hughes (ENG)     |
| 29   | 12/17 | ANA   | L      | 16-12-1=33 | 0-5 | 1-5   | A. Schmid            | M. McLeod  |
| 30   | 12/19 | PHI   | Lot    | 16-12-2=34 | 1-1 | 0-3   | V. Vanecek           | M. McLeod, J. Bratt (PPG)  |
| 31   | 12/21 | EDM   | L      | 16-13-2=34 | 0-0 | 0-2   | A. Schmid/V. Vanecek | D. Mercer, J. Siegethaler, T. Meier  |
| 32   | 12/23 | DET   | W      | 17-13-2=36 | 0-4 | 0-3   | V. Vanecek           | T. Meier, T. Meier, T. Toffoli (GWG)   |
| 33   | 12/27 | CBJ   | W      | 18-13-2=38 | 0-3 | 0-3   | V. Vanecek           | O. Palat, D. Mercer, L. Hughes, T. Meier (OTG-GWG)                                 |
| 34   | 12/29 | @ OTT | W      | 19-13-2=40 | 1-2 | 0-4   | N. Daws              | J. Hughes (PPG), J. Bratt (PPG), D. Mercer (GWG), T. Toffoli, B. Smith, L. Hughes  |
| 35   | 12/30 | @ BOS | L      | 19-14-2=40 | 0-4 | 2-2   | V. Vanecek           | N. Hischer (PPG), L. Hughes  |
| 36   | 1/3   | @ WSH | W      | 20-14-2=42 | 1-2 | 2-4   | N. Daws              | N. Hischer, N. Hischer (PPG), D. Mercer, M. McLeod (GWG), D. Mercer, M. McLeod     |
| 37   | 1/5   | CHI   | W      | 21-14-2=44 | 0-6 | 1-5   | V. Vanecek           | A. Holtz, S. Nemesec, M. McLeod (GWG), T. Toffoli (ENG)                            |
| 38   | 1/6   | VAN   | L      | 21-15-2=44 | 0-1 | 0-1   | N. Daws              | C. Miller, E. Hauula, C. Miller, B. Smith  |
| 39   | 1/11  | @ TBL | Lot    | 21-15-3=45 | 0-1 | 0-3   | V. Vanecek           | D. Mercer, J. Bratt, N. Bastian  |
| 40   | 1/13  | @ FLA | W      | 22-15-3=47 | 1-2 | 1-2   | N. Daws              | A. Holtz, J. Bratt (GWG), E. Hauula (ENG)  |
| 41   | 1/15  | @ BOS | L      | 22-16-3=47 | 0-1 | 1-4   | N. Daws              | SHUTOUT  |
| 42   | 1/17  | MTL   | L      | 22-17-3=47 | 2-4 | 0-1   | N. Daws              | L. Hughes (PPG), A. Holtz (PPG)  |

\* - Denotes afternoon game

# 2023-24 SCHEDULE AND RESULTS

| GAME | DATE | OPP.   | RESULT | RECORD=PTS | PP  | OP.PP | GOALTENDER(S)        | GOAL SCORER(S)   |
|------|------|--------|--------|------------|-----|-------|----------------------|--|
| 43   | 1/19 | @ CBJ  | W      | 23-17=3=49 | 0-4 | 0-3   | V. Vanecek           | J. Marino, A. Holtz (GWG), N. Hirschler, N. Bastian                                  |
| 44   | 1/20 | DAL    | L      | 23-18=3=49 | 0-3 | 1-6   | N. Daws              | J. Bratt, T. Toffoli   |
| 45   | 1/22 | VGK    | W      | 24-18=3=51 | 0-2 | 0-0   | V. Vanecek           | N. Hirschler, C. Lazar, T. Toffoli, C. Lazar, T. Toffoli (OTG)                       |
| 46   | 1/25 | @ GAR  | L      | 24-19=3=51 | 0-3 | 1-4   | N. Daws/V. Vanecek   | J. Dowling, J. Bratt   |
| 47   | 1/27 | @ TBL  | L      | 24-20=3=51 | 0-1 | 0-3   | V. Vanecek           | O. Palat, J. Bratt, T. Toffoli   |
| 48   | 2/6  | COL    | W      | 25-20=3=53 | 0-3 | 0-3   | V. Vanecek           | C. Tierney, J. Bratt, D. Mercer, J. Marino (GWG), E. Haula (ENG)                     |
| 49   | 2/8  | CGY    | W      | 25-21=3=53 | 0-3 | 0-3   | V. Vanecek           | O. Palat, N. Hirschler (SHG), O. Palat   |
| 50   | 2/10 | @ CAR  | Lot    | 25-21=4=54 | 0-4 | 0-2   | V. Vanecek           | SHUTOUT  |
| 51   | 2/12 | SEA    | W      | 26-21=4=56 | 1-5 | 0-3   | N. Daws              | T. Toffoli (PPG), J. Hughes (GWG), D. Mercer   |
| 52   | 2/13 | @ NSH  | W      | 27-21=4=58 | 1-5 | 1-2   | N. Daws              | J. Hughes, N. Hirschler, T. Meier (GWG), N. Hirschler (ENG)                          |
| 53   | 2/15 | LAK    | L      | 27-22=4=58 | 1-5 | 1-4   | N. Daws              | T. Toffoli (PPG)   |
| 54   | 2/17 | PHI    | W      | 28-22=4=60 | 0-5 | 1-3   | N. Daws              | N. Hirschler, T. Toffoli, B. Smith, N. Bastian (GWG), N. Hirschler, N. Bastian (ENG) |
| 55   | 2/20 | @ WSH  | L      | 28-23=4=60 | 0-2 | 1-1   | N. Daws              | A. Holtz, E. Haula   |
| 56   | 2/22 | NYR    | L      | 28-24=4=60 | 0-5 | 1-5   | N. Daws              | J. Hughes  |
| 57   | 2/24 | MTL*   | W      | 29-24=62   | 1-2 | 0-0   | N. Daws              | T. Meier, O. Palat, N. Hirschler (PPG), J. Bratt (GWG)                               |
| 58   | 2/25 | TBL*   | L      | 29-25=62   | 1-4 | 0-3   | A. Schmid            | T. Toffoli (PPG)   |
| 59   | 2/27 | @ SJS  | W      | 30-25=64   | 0-2 | 0-1   | N. Daws              | J. Bratt, J. Hughes, K. Bahl (GWG), C. Miller, B. Smith, D. Mercer, N. Hirschler     |
| 60   | 3/1  | @ ANA  | L      | 30-26=64   | 2-4 | 0-2   | N. Daws/A. Schmid    | T. Meier, J. Hughes (PPG), T. Toffoli (PPG/X-Attack)                                 |
| 61   | 3/3  | @ LAK  | L      | 30-27=64   | 0-2 | 1-3   | N. Daws/A. Schmid    | T. Meier   |
| 62   | 3/5  | FLA    | L      | 31-28=66   | 1-3 | 1-2   | A. Schmid            | J. Hughes (PPG), T. Meier, C. Miller   |
| 63   | 3/7  | STL    | W      | 31-28=66   | 1-2 | 0-3   | N. Daws              | T. Meier (PPG), T. Meier (GWG), T. Meier, E. Haula (ENG)                             |
| 64   | 3/9  | CAR*   | L      | 31-29=66   | 0-4 | 1-3   | N. Daws              | N. Hirschler, T. Meier   |
| 65   | 3/11 | @ NYR  | L      | 31-30=66   | 0-4 | 0-4   | K. Kahkonen          | S. Nemeac  |
| 66   | 3/14 | @ DAL  | W      | 32-30=68   | 0-0 | 0-3   | J. Allen             | E. Haula, C. Tierney, D. Mercer, T. Meier, T. Nosek, A. Holtz                        |
| 67   | 3/16 | @ ARI* | L      | 32-31=68   | 0-2 | 1-2   | K. Kahkonen/N. Daws  | N. DeSimone  |
| 68   | 3/17 | @ VGK* | L      | 32-32=68   | 0-2 | 0-2   | J. Allen             | N. Hirschler   |
| 69   | 3/19 | PIT    | W      | 33-32=70   | 2-3 | 0-2   | J. Allen             | D. Mercer, T. Meier (PPG), A. Holtz (GWG), D. Mercer, T. Meier (PPG)                 |
| 70   | 3/21 | WPG    | W      | 34-32=72   | 3-4 | 0-4   | J. Allen             | J. Hughes (PPG), N. Hirschler (PPG/GWG), J. Hughes (PPG), T. Meier (ENG)             |
| 71   | 3/23 | OTT    | L      | 34-33=72   | 0-4 | 0-5   | J. Allen             | J. Bratt, T. Nosek   |
| 72   | 3/24 | @ NYI  | W      | 35-33=74   | 1-4 | 0-5   | K. Kahkonen          | T. Meier (PPG/GWG), J. Hughes, A. Holtz, C. Tierney (ENG)                            |
| 73   | 3/26 | @ TOR  | W      | 36-33=76   | 0-2 | 0-2   | J. Allen             | L. Hughes, N. Hirschler, T. Meier, M. Wilman (GWG), J. Hughes, J. Hughes (ENG)       |
| 74   | 3/29 | @ BUF  | L      | 36-34=76   | 1-4 | 0-0   | J. Allen             | M. Wilman, J. Bratt  |
| 75   | 4/2  | PIT    | L      | 36-35=76   | 1-3 | 1-3   | J. Allen             | T. Meier (PPG), C. Lazar, J. Bratt   |
| 76   | 4/3  | @ NYR  | L      | 36-36=76   | 0-3 | 1-3   | K. Kahkonen          | O. Palat, B. Smith, N. Hirschler   |
| 77   | 4/6  | @ OTT  | W      | 37-36=78   | 0-2 | 2-3   | J. Allen             | E. Haula, O. Palat, B. Smith, N. Hirschler (GWG)                                     |
| 78   | 4/7  | NSH    | Lot    | 37-36=79   | 0-1 | 0-1   | K. Kahkonen/J. Allen | J. Hughes, C. Tierney  |
| 79   | 4/9  | TOR    | L      | 37-37=79   | 1-2 | 0-3   | J. Allen             | N. Hirschler, D. Mercer (PPG)  |
| 80   | 4/11 | @ TOR  | W      | 38-37=81   | 3-4 | 0-3   | J. Allen             | E. Haula, N. Foote, T. Meier (PPG), J. Bratt (PPG), J. Bratt (GWG)                   |
| 81   | 4/13 | @ PHI  | L      | 38-38=81   | 0-1 | 0-3   | K. Kahkonen          | Shutout  |
| 82   | 4/15 | NYI    | L      | 38-39=81   | 0-3 | 1-1   | J. Allen             | T. Meier   |

\* - Denotes afternoon game

### HOME/AWAY - 1st HALF/2nd HALF

| PLAYER       | HOME |    |    |     |     | AWAY |    |    |    |     | 1ST HALF |     |    |    |    | 2ND HALF |     |     |    |    |    |     |     |     |
|--------------|------|----|----|-----|-----|------|----|----|----|-----|----------|-----|----|----|----|----------|-----|-----|----|----|----|-----|-----|-----|
|              | GP   | G  | A  | PTS | +/- | PIM  | GP | G  | A  | PTS | +/-      | PIM | GP | G  | A  | PTS      | +/- | PIM | GP | G  | A  | PTS | +/- | PIM |
| Bahl         | 41   | 0  | 6  | 6   | 0   | 33   | 41 | 1  | 4  | 5   | 1        | 49  | 41 | 0  | 5  | 5        | 1   | 31  | 41 | 1  | 5  | 6   | 0   | 51  |
| Bastian      | 28   | 2  | 4  | 6   | -4  | 22   | 26 | 3  | 3  | 6   | -6       | 10  | 39 | 2  | 5  | 7        | -9  | 19  | 15 | 3  | 2  | 5   | -1  | 13  |
| Bowers       | 3    | 0  | 0  | 0   | 0   | 0    | 5  | 0  | 0  | 0   | 1        | 0   | 3  | 0  | 0  | 0        | 1   | 0   | 5  | 0  | 0  | 0   | 0   | 0   |
| Bratt        | 41   | 12 | 24 | 36  | -8  | 12   | 41 | 15 | 32 | 47  | 2        | 0   | 41 | 16 | 30 | 46       | -1  | 8   | 41 | 11 | 26 | 37  | -5  | 4   |
| Clarke       | 1    | 0  | 0  | 0   | 1   | 0    | 2  | 0  | 0  | 0   | -3       | 2   | 1  | 0  | 0  | 0        | 1   | 0   | 2  | 0  | 0  | 0   | -3  | 2   |
| DeSimone     | 4    | 0  | 0  | 0   | 5   | 0    | 7  | 1  | 1  | 2   | 2        | 2   | -  | -  | -  | -        | -   | -   | 11 | 1  | 1  | 2   | 7   | 2   |
| Dowling      | -    | -  | -  | -   | -   | -    | 2  | 1  | 0  | 1   | -2       | 0   | -  | -  | -  | -        | -   | -   | 2  | 1  | 0  | 1   | -2  | 0   |
| C. Foote     | 3    | 0  | 0  | 0   | 1   | 16   | 1  | 0  | 1  | 1   | 2        | 0   | -  | -  | -  | -        | -   | -   | 4  | 0  | 1  | 1   | -2  | 0   |
| N. Foote     | 2    | 0  | 0  | 0   | -1  | 0    | 2  | 1  | 0  | 1   | 0        | 0   | -  | -  | -  | -        | -   | -   | 4  | 1  | 0  | 1   | -1  | 0   |
| Halonen      | 2    | 0  | 0  | 0   | 0   | 0    | -  | -  | -  | -   | -        | -   | -  | -  | -  | -        | -   | -   | 2  | 0  | 0  | 0   | 0   | 0   |
| Hamilton     | 11   | 2  | 6  | 8   | -3  | 10   | 9  | 3  | 5  | 8   | -5       | 10  | 20 | 5  | 11 | 16       | -8  | 20  | -  | -  | -  | -   | -   | -   |
| Hatakka      | 6    | 0  | 1  | 1   | 4   | 2    | 6  | 0  | 1  | 1   | 1        | 2   | -  | -  | -  | -        | -   | -   | 12 | 0  | 2  | 2   | 5   | 4   |
| Haula        | 39   | 9  | 10 | 19  | -4  | 24   | 37 | 7  | 9  | 16  | 3        | 30  | 36 | 10 | 12 | 22       | -2  | 26  | 40 | 6  | 7  | 13  | 1   | 28  |
| Hischier     | 37   | 12 | 18 | 30  | -9  | 4    | 34 | 15 | 22 | 37  | 4        | 8   | 30 | 11 | 11 | 22       | -2  | 10  | 41 | 16 | 29 | 45  | -3  | 2   |
| Holtz        | 41   | 6  | 5  | 11  | -18 | 8    | 41 | 10 | 7  | 17  | 3        | 6   | 41 | 10 | 10 | 20       | -3  | 8   | 41 | 6  | 2  | 8   | -12 | 6   |
| J. Hughes    | 33   | 13 | 23 | 36  | -14 | 10   | 29 | 14 | 24 | 38  | 2        | 2   | 32 | 15 | 30 | 45       | -5  | 10  | 30 | 12 | 17 | 29  | -7  | 2   |
| L. Hughes    | 41   | 3  | 19 | 22  | -22 | 20   | 41 | 6  | 19 | 25  | -3       | 8   | 41 | 7  | 16 | 23       | -5  | 12  | 41 | 2  | 22 | 24  | -20 | 16  |
| Laberge      | 1    | 0  | 0  | 0   | 0   | 0    | 1  | 0  | 0  | 0   | 0        | 0   | 2  | 0  | 0  | 0        | 0   | 0   | -  | -  | -  | -   | -   | -   |
| Lazar        | 35   | 4  | 7  | 11  | 2   | 12   | 36 | 3  | 11 | 14  | 8        | 32  | 36 | 4  | 10 | 14       | 7   | 16  | 35 | 3  | 8  | 11  | 3   | 28  |
| MacDermid    | 7    | 0  | 0  | 0   | 0   | 13   | 9  | 0  | 1  | 1   | 1        | 37  | -  | -  | -  | -        | -   | -   | 16 | 0  | 1  | 1   | 50  | 0   |
| Marino       | 38   | 1  | 12 | 13  | -10 | 12   | 37 | 3  | 9  | 12  | 4        | 29  | 41 | 2  | 12 | 14       | -4  | 14  | 32 | 2  | 9  | 11  | -2  | 27  |
| McLeod       | 23   | 5  | 6  | 11  | 5   | 4    | 22 | 5  | 3  | 8   | 1        | 6   | 41 | 10 | 9  | 19       | 11  | 8   | 4  | 0  | 0  | 0   | -5  | 2   |
| Meier        | 35   | 17 | 13 | 30  | -11 | 18   | 34 | 11 | 11 | 22  | -17      | 27  | 28 | 9  | 6  | 15       | -16 | 14  | 41 | 19 | 18 | 37  | -12 | 31  |
| Mercer       | 41   | 12 | 9  | 21  | -14 | 8    | 41 | 8  | 4  | 12  | -12      | 21  | 41 | 13 | 8  | 21       | -5  | 10  | 41 | 7  | 5  | 12  | -21 | 19  |
| Miller NJ    | 20   | 3  | 1  | 4   | -1  | 12   | 21 | 1  | 3  | 4   | 9        | 12  | 22 | 2  | 3  | 5        | 11  | 16  | 19 | 2  | 1  | 3   | -1  | 8   |
| Nemec        | 29   | 1  | 10 | 11  | -11 | 18   | 31 | 2  | 6  | 8   | 4        | 15  | 20 | 2  | 6  | 8        | 0   | 6   | 40 | 1  | 10 | 11  | -7  | 27  |
| Nosek        | 1    | 0  | 0  | 0   | 0   | 0    | 15 | 1  | 0  | 1   | -7       | 6   | 6  | 0  | 0  | 0        | -2  | 0   | 30 | 2  | 4  | 6   | -9  | 6   |
| Palat        | 35   | 7  | 11 | 18  | -8  | 27   | 36 | 4  | 9  | 13  | -10      | 10  | 35 | 5  | 9  | 14       | -5  | 23  | 36 | 6  | 11 | 17  | -4  | 14  |
| Siegenthaler | 30   | 1  | 5  | 6   | 0   | 12   | 27 | 0  | 3  | 3   | -7       | 8   | 38 | 1  | 4  | 8        | -1  | 14  | 19 | 0  | 1  | 1   | -6  | 6   |
| Smith        | 31   | 1  | 6  | 7   | -8  | 26   | 32 | 4  | 4  | 8   | 5        | 35  | 34 | 1  | 4  | 5        | 2   | 47  | 29 | 4  | 6  | 10  | -5  | 14  |
| Tierney      | 22   | 2  | 2  | 4   | -2  | 6    | 30 | 2  | 6  | 8   | 5        | 15  | 21 | 0  | 3  | 3        | 0   | 2   | 31 | 4  | 5  | 9   | 3   | 19  |
| Toffoli      | 31   | 15 | 9  | 24  | -8  | 4    | 30 | 11 | 9  | 20  | -7       | 8   | 41 | 16 | 13 | 29       | -10 | 8   | 20 | 10 | 5  | 15  | -5  | 4   |
| William      | 6    | 0  | 0  | 0   | -2  | 0    | 12 | 3  | 1  | 4   | 3        | 2   | 7  | 1  | 0  | 1        | 1   | 2   | 11 | 2  | 1  | 3   | 0   | 0   |

### GOALTENDERS

|                | HOME     | GPI | MINS | AVG  | W  | L | OT | EN | SO | GA | SA  | SPCTG |
|----------------|----------|-----|------|------|----|---|----|----|----|----|-----|-------|
| Jake Allen     | NJ       | 7   | 413  | 3.19 | 2  | 4 | 1  | -  | 0  | 22 | 189 | .884  |
| Nico Daws      |          | 10  | 593  | 3.14 | 4  | 6 | 0  | -  | 0  | 31 | 300 | .897  |
| Kaapo Kahkonen | NJ       | 1   | 9    | 6.94 | 0  | 0 | 0  | -  | 0  | 1  | 5   | .8    |
| Akira Schmid   |          | 10  | 455  | 3.56 | 1  | 6 | 1  | -  | 0  | 27 | 24  | .868  |
| Vitek Vanecek  | NJ       | 18  | 977  | 3.38 | 10 | 5 | 1  | -  | 0  | 55 | 470 | .883  |
|                | AWAY     | GPI | MINS | AVG  | W  | L | OT | EN | SO | GA | SA  | SPCTG |
| Jake Allen     | NJ       | 6   | 357  | 3.02 | 4  | 2 | 0  | -  | 0  | 18 | 212 | .915  |
| Nico Daws      |          | 11  | 551  | 3.16 | 5  | 5 | 0  | -  | 0  | 29 | 268 | .892  |
| Kaapo Kahkonen | NJ       | 5   | 254  | 2.36 | 1  | 4 | 0  | -  | 1  | 10 | 138 | .928  |
| Akira Schmid   |          | 9   | 459  | 2.74 | 4  | 3 | 0  | -  | 0  | 21 | 253 | .917  |
| Vitek Vanecek  | NJ       | 14  | 815  | 2.95 | 7  | 4 | 2  | -  | 0  | 40 | 392 | .815  |
|                | 1ST HALF | GPI | MINS | AVG  | W  | L | OT | EN | SO | GA | SA  | SPCTG |
| Jake Allen     | NJ       | -   | -    | -    | -  | - | -  | -  | -  | -  | -   | -     |
| Nico Daws      |          | 5   | 296  | 2.63 | 3  | 2 | 0  | -  | 0  | 13 | 166 | .922  |
| Kaapo Kahkonen | NJ       | -   | -    | -    | -  | - | -  | -  | -  | -  | -   | -     |
| Akira Schmid   |          | 15  | 755  | 3.26 | 5  | 7 | 1  | -  | 0  | 41 | 383 | .893  |
| Vitek Vanecek  | NJ       | 25  | 1395 | 3.31 | 14 | 7 | 2  | -  | 0  | 77 | 650 | .882  |
|                | 2ND HALF | GPI | MINS | AVG  | W  | L | OT | EN | SO | GA | SA  | SPCTG |
| Jake Allen     | NJ       | 13  | 770  | 3.11 | 6  | 6 | 1  | -  | 0  | 40 | 401 | .9    |
| Nico Daws      |          | 16  | 847  | 3.33 | 6  | 9 | 0  | -  | 0  | 47 | 402 | .883  |
| Kaapo Kahkonen | NJ       | 6   | 262  | 2.51 | 1  | 4 | 0  | -  | 1  | 11 | 143 | .923  |
| Akira Schmid   |          | 4   | 158  | 2.65 | 0  | 2 | 0  | -  | 0  | 7  | 74  | .905  |
| Vitek Vanecek  | NJ       | 7   | 396  | 2.72 | 3  | 2 | 1  | -  | 0  | 18 | 212 | .915  |

### ALL-TIME MULTIPLE-POINT GAMES

|                     | 2PT | 3PT | 4PT | 5PT | 6PT | TOTAL |
|---------------------|-----|-----|-----|-----|-----|-------|
| Patrik Elias        | 177 | 62  | 8   | 4   | 0   | 251   |
| John MacLean        | 123 | 34  | 10  | 2   | 0   | 169   |
| Kirk Muller         | 91  | 35  | 3   | 4   | 1   | 134   |
| Scott Gomez         | 87  | 26  | 2   | 3   | 0   | 118   |
| Travis Zajac        | 91  | 20  | 4   | 0   | 0   | 115   |
| Petr Sykora         | 82  | 20  | 3   | 0   | 0   | 105   |
| Aaron Broten        | 72  | 21  | 4   | 3   | 0   | 100   |
| Bobby Holik         | 83  | 14  | 2   | 0   | 0   | 99    |
| Zach Parise         | 74  | 16  | 7   | 0   | 0   | 97    |
| Scott Niedermayer   | 89  | 7   | 0   | 0   | 0   | 96    |
| Jamie Langenbrunner | 74  | 15  | 0   | 0   | 0   | 89    |

### SEASON LEADERS

| 2-POINT GAMES              | 3-POINT GAMES              | 4-POINT GAMES           | 5-POINT GAMES          | TOTAL                      |
|----------------------------|----------------------------|-------------------------|------------------------|----------------------------|
| J. Hughes (2022-23).....24 | Muller (1987-88).....10    | MacLean (1990-91).....4 | Gomez (2003-04).....2  | J. Hughes (2022-23).....32 |
| Hall (2017-18).....20      | J. Hughes (2023-24).....8  | Parise (2008-09).....3  | 22 players with.....1  | Hall (2017-18).....27      |
| Parise (2009-10).....20    | Kovalchuk (2011-12).....8  | Elias (2000-01).....3   | 6-POINT GAMES          | Parise (2008-09).....26    |
| Gionta (2005-06).....20    | Broten, A. (1986-87).....8 | Stevens (1993-94).....3 | Muller (1986-87).....1 | Gionta (2005-06).....26    |
| Sykora (1998-99).....20    | Seven players with.....7   |                         |                        | Gomez (2005-06).....26     |
|                            |                            |                         |                        | Muller (1987-88).....26    |

## DIVISIONAL SCORING

| PLAYER        | METROPOLITAN DIVISION |    |    |     |     | ATLANTIC DIVISION |    |    |    |     | CENTRAL DIVISION |     |    |   |    | PACIFIC DIVISION |     |     |    |    |    |     |     |     |
|---------------|-----------------------|----|----|-----|-----|-------------------|----|----|----|-----|------------------|-----|----|---|----|------------------|-----|-----|----|----|----|-----|-----|-----|
|               | GP                    | G  | A  | PTS | +/- | PIM               | GP | G  | A  | PTS | +/-              | PIM | GP | G | A  | PTS              | +/- | PIM | GP | G  | A  | PTS | +/- | PIM |
| Bahl          | 26                    | 0  | 3  | 3   | 1   | 35                | 24 | 0  | 2  | 2   | 2                | 18  | 16 | 0 | 2  | 2                | 2   | 12  | 16 | 1  | 3  | 4   | -4  | 17  |
| Bastian       | 18                    | 4  | 2  | 6   | 0   | 13                | 14 | 1  | 0  | 1   | -3               | 2   | 11 | 0 | 1  | 1                | -5  | 15  | 11 | 0  | 4  | 4   | -2  | 2   |
| Bowers        | 2                     | 0  | 0  | 0   | 0   | 0                 | 5  | 0  | 0  | 0   | 0                | 0   | 1  | 0 | 0  | 0                | 1   | 0   | -  | -  | -  | -   | -   | -   |
| Bratt         | 26                    | 4  | 16 | 20  | -7  | 4                 | 24 | 11 | 18 | 29  | -2               | 6   | 16 | 7 | 11 | 18               | 3   | 0   | 16 | 5  | 11 | 16  | 0   | 2   |
| Clarke        | 1                     | 0  | 0  | 0   | 0   | 0                 | 1  | 0  | 0  | 0   | -3               | 2   | -  | - | -  | -                | -   | -   | 1  | 0  | 0  | 0   | 1   | 0   |
| DeSimone* NJ  | 2                     | 0  | 0  | 0   | 3   | 0                 | 11 | 0  | 0  | 0   | -1               | 4   | 10 | 1 | 3  | 4                | -1  | 0   | 9  | 1  | 1  | 2   | 2   | 0   |
| Dowling       | 1                     | 1  | 0  | 1   | 1   | 0                 | 1  | 0  | 0  | 0   | -3               | 0   | -  | - | -  | -                | -   | -   | -  | -  | -  | -   | -   | -   |
| C. Foote      | 1                     | 0  | 1  | 1   | 2   | 0                 | 1  | 0  | 0  | 0   | 0                | 0   | 1  | 0 | 0  | 0                | 1   | 16  | 1  | 0  | 0  | 0   | 0   | 0   |
| N. Foote      | 2                     | 0  | 0  | 0   | -1  | 0                 | 2  | 1  | 0  | 1   | 0                | 0   | -  | - | -  | -                | -   | -   | -  | -  | -  | -   | -   | -   |
| Halonen       | -                     | -  | -  | -   | -   | -                 | 1  | 0  | 0  | 0   | 0                | 0   | 1  | 0 | 0  | 0                | 0   | 0   | -  | -  | -  | -   | -   | -   |
| Hamilton      | 7                     | 1  | 3  | 4   | -6  | 7                 | 6  | 1  | 4  | 5   | 2                | 4   | 7  | 3 | 4  | 7                | -4  | 10  | -  | -  | -  | -   | -   | -   |
| Hatakka       | 4                     | 0  | 0  | 0   | -1  | 2                 | 1  | 0  | 1  | 1   | 2                | 0   | 4  | 0 | 0  | 0                | 0   | 0   | 3  | 0  | 1  | 1   | 4   | 0   |
| Haula         | 23                    | 3  | 7  | 10  | 5   | 16                | 23 | 7  | 4  | 11  | -3               | 12  | 16 | 4 | 5  | 9                | 0   | 12  | 14 | 2  | 3  | 5   | -3  | 14  |
| Hischier      | 22                    | 10 | 11 | 21  | -5  | 6                 | 23 | 7  | 11 | 18  | -6               | 4   | 10 | 3 | 8  | 11               | 7   | 0   | 16 | 7  | 10 | 17  | -1  | 2   |
| Holtz         | 26                    | 7  | 4  | 11  | 4   | 8                 | 24 | 5  | 5  | 10  | -3               | 2   | 16 | 3 | 2  | 5                | -7  | 2   | 16 | 1  | 1  | 2   | -9  | 2   |
| J. Hughes     | 20                    | 10 | 20 | 30  | 0   | 2                 | 17 | 8  | 13 | 21  | -1               | 4   | 11 | 4 | 7  | 11               | 0   | 0   | 14 | 5  | 7  | 12  | -11 | 6   |
| L. Hughes     | 26                    | 3  | 11 | 14  | -5  | 12                | 24 | 5  | 12 | 17  | -10              | 6   | 16 | 0 | 10 | 10               | 1   | 8   | 16 | 1  | 5  | 6   | -11 | 2   |
| Laberge       | 1                     | 0  | 0  | 0   | 0   | 0                 | -  | -  | -  | -   | -                | -   | -  | - | -  | -                | -   | -   | 1  | 0  | 0  | 0   | 0   | 0   |
| Lazar         | 22                    | 3  | 6  | 9   | 6   | 7                 | 19 | 0  | 4  | 4   | -2               | 4   | 14 | 2 | 5  | 7                | -7  | 12  | 16 | 2  | 3  | 5   | -1  | 21  |
| MacDermid* NJ | 5                     | 0  | 0  | 0   | 0   | 27                | 14 | 0  | 0  | 0   | -1               | 16  | 13 | 1 | 1  | 2                | 3   | 13  | 9  | 1  | 0  | 1   | 1   | 15  |
| Marino        | 24                    | 1  | 8  | 9   | -2  | 19                | 23 | 1  | 3  | 4   | 0                | 12  | 12 | 2 | 7  | 9                | 2   | 6   | 16 | 0  | 3  | 3   | -6  | 4   |
| McLeod        | 13                    | 4  | 3  | 7   | 4   | 6                 | 14 | 1  | 2  | 3   | 1                | 4   | 9  | 3 | 1  | 4                | 2   | 0   | 9  | 2  | 3  | 5   | -1  | 0   |
| Meier         | 20                    | 9  | 6  | 15  | -8  | 31                | 19 | 7  | 7  | 14  | -9               | 8   | 15 | 9 | 7  | 16               | -3  | 4   | 15 | 3  | 4  | 7   | -8  | 2   |
| Mercer        | 26                    | 7  | 6  | 13  | -2  | 23                | 24 | 5  | 4  | 9   | -6               | 2   | 16 | 4 | 1  | 5                | -8  | 2   | 16 | 4  | 2  | 6   | -10 | 2   |
| Miller* NJ    | 15                    | 0  | 2  | 2   | 11  | 10                | 11 | 1  | 2  | 0   | 6                | 5   | 5  | 0 | 1  | 1                | -4  | 4   | 15 | 3  | 1  | 4   | 1   | 6   |
| Nemec         | 18                    | 1  | 4  | 5   | 3   | 8                 | 17 | 0  | 4  | 4   | -10              | 15  | 9  | 1 | 3  | 4                | 7   | 8   | 16 | 1  | 5  | 6   | -7  | 2   |
| Nosek         | 14                    | 0  | 3  | 3   | -6  | 2                 | 8  | 1  | 0  | 1   | -1               | 0   | 9  | 1 | 1  | 2                | -2  | 4   | 5  | 0  | 0  | 0   | 0   | 2   |
| Palat         | 24                    | 3  | 7  | 10  | -6  | 8                 | 19 | 4  | 4  | 8   | -4               | 23  | 14 | 0 | 7  | 7                | -1  | 2   | 14 | 4  | 2  | 6   | 2   | 4   |
| Siegenthaler  | 20                    | 0  | 1  | 1   | -8  | 10                | 16 | 0  | 3  | 3   | 0                | 0   | 10 | 0 | 1  | 1                | 2   | 6   | 11 | 1  | 3  | 4   | -1  | 4   |
| Smith         | 22                    | 2  | 3  | 5   | -2  | 21                | 20 | 2  | 5  | 7   | 2                | 14  | 14 | 0 | 0  | 0                | -2  | 22  | 7  | 1  | 2  | 3   | -1  | 4   |
| Tierney       | 16                    | 1  | 1  | 2   | 1   | 17                | 16 | 0  | 3  | 3   | 0                | 2   | 14 | 3 | 2  | 5                | 1   | 2   | 6  | 0  | 2  | 2   | 1   | 0   |
| Toffoli* NJ   | 18                    | 7  | 8  | 15  | 2   | 4                 | 19 | 9  | 6  | 15  | -4               | 2   | 15 | 5 | 4  | 9                | 2   | 6   | 21 | 10 | 2  | 12  | -1  | 0   |
| Willman       | 5                     | 0  | 1  | 1   | 0   | 0                 | 8  | 2  | 0  | 2   | 2                | 2   | 4  | 1 | 0  | 1                | -1  | 0   | 1  | 0  | 0  | 0   | 0   | 0   |

\*Indicates NJ PTS vs MET, but overall totals w/ both teams vs ATL, CEN & PAC

## GOALTENDERS

| METROPOLITAN DIVISION |    | GPI | MINS | AVG   | W | L | OT | EN | SO | GA | SA  | SPCTG |
|-----------------------|----|-----|------|-------|---|---|----|----|----|----|-----|-------|
| Jake Allen            | NJ | 3   | 179  | 3.68  | 1 | 2 | 0  | -  | 0  | 11 | 77  | .828  |
| Nico Daws             |    | 6   | 320  | 4.11  | 2 | 4 | 0  | -  | 0  | 22 | 154 | .857  |
| Kaapo Kahkonen        | NJ | 5   | 233  | 1.8   | 1 | 3 | 0  | -  | 1  | 5  | 123 | .943  |
| Akira Schmid          |    | 7   | 334  | 2.87  | 4 | 2 | 0  | -  | 0  | 16 | 170 | .906  |
| Vitek Vanecek         | NJ | 10  | 481  | 2.74  | 3 | 2 | 2  | -  | 0  | 22 | 224 | .902  |
| ATLANTIC DIVISION     |    | GPI | MINS | AVG   | W | L | OT | EN | SO | GA | SA  | SPCTG |
| Jake Allen            | NJ | 6   | 355  | 3.87  | 3 | 3 | 0  | -  | 0  | 23 | 202 | .879  |
| Nico Daws             |    | 5   | 296  | 2.23  | 3 | 2 | 0  | -  | 0  | 11 | 149 | .926  |
| Kaapo Kahkonen        | NJ | -   | -    | -     | - | - | -  | -  | -  | -  | -   | -     |
| Akira Schmid          |    | 2   | 118  | 3.55  | 0 | 2 | 0  | -  | 0  | 7  | 56  | .875  |
| Vitek Vanecek         | NJ | 11  | 657  | 2.74  | 6 | 4 | 1  | -  | 0  | 35 | 300 | .883  |
| CENTRAL DIVISION      |    | GPI | MINS | AVG   | W | L | OT | EN | SO | GA | SA  | SPCTG |
| Jake Allen            | NJ | 3   | 174  | 1.70* | 1 | 1 | 1  | -  | 0  | 5  | 130 | .952  |
| Nico Daws             |    | 4   | 218  | 2.48  | 2 | 1 | 0  | -  | 0  | 9  | 108 | .917  |
| Kaapo Kahkonen        | NJ | 1   | 8    | 6.94  | 0 | 0 | 0  | -  | 0  | 1  | 5   | .800  |
| Akira Schmid          |    | 3   | 182  | 3.29  | 0 | 2 | 1  | -  | 0  | 10 | 96  | .896  |
| Vitek Vanecek         | NJ | 6   | 358  | 3.01  | 5 | 1 | 0  | -  | 0  | 18 | 187 | .904  |
| PACIFIC DIVISION      |    | GPI | MINS | AVG   | W | L | OT | EN | SO | GA | SA  | SPCTG |
| Jake Allen            | NJ | 1   | 58   | 2.04  | 0 | 1 | 0  | -  | 0  | 2  | 36  | .944  |
| Nico Daws             |    | 6   | 308  | 3.5   | 2 | 4 | 0  | -  | 0  | 18 | 157 | .885  |
| Kaapo Kahkonen        | NJ | -   | -    | -     | - | - | -  | -  | -  | -  | -   | -     |
| Akira Schmid          |    | 7   | 279  | 3.22  | 1 | 3 | 0  | -  | 0  | 15 | 135 | .889  |
| Vitek Vanecek         | NJ | 5   | 294  | 4.07  | 3 | 2 | 0  | -  | 0  | 20 | 151 | .868  |

## PENALTY BREAKDOWN

|               | MINORS | MAJORS | MISC. | TOTAL | PIM  |
|---------------|--------|--------|-------|-------|------|
| Ken Daneyko   | 717    | 123    | 47    | 887   | 2519 |
| John MacLean  | 409    | 30     | 20    | 459   | 1168 |
| Scott Stevens | 371    | 23     | 15    | 409   | 1007 |
| Randy McKay   | 234    | 138    | 26    | 398   | 1418 |
| Bobby Holik   | 374    | 7      | 8     | 389   | 863  |

## SEASON LEADERS

| MINORS                    | MAJORS                     | MISCONDUCTS               | TOTAL PENALTIES           |
|---------------------------|----------------------------|---------------------------|---------------------------|
| Cirella (1987-88)..... 78 | Oliwa (1997-98)..... 33    | Maley (1988-89)..... 9    | Daneyko (1988-89)..... 92 |
| Verbeek (1987-88)..... 71 | Three players with..... 28 | Korn (1988-89)..... 9     | Daneyko (1987-88)..... 85 |
| Daneyko (1988-89)..... 69 |                            | Three players with..... 7 | Two players with..... 84  |

## SCORING & SCHEDULE BREAKDOWN

| PLAYER                | HOME Record<br>(41 Games)<br>17-21-3=37 PTS |    |    |     | ROAD Record<br>(41 Games)<br>21-18-2=44 PTS |    |    |     | METROPOLITAN DIVISION<br>(26 Games)<br>11-13-2=24 PTS |    |    |     | POWER PLAY<br>(82 Games)<br>55g-102a=157 PTS |    |     |
|-----------------------|---|----|----|-----|---|----|----|-----|---|----|----|-----|--|----|-----|
|                       | GP  | G  | A  | PTS | GP  | G  | A  | PTS | GP  | G  | A  | PTS | G  | A  | PTS |
| 34 Jake Allen         | 7   | 0  | 0  | 0   | 6   | 0  | 0  | 0   | 3   | 0  | 0  | 0   | 0  | 0  | 0   |
| 88 Kevin Bahl         | 41  | 0  | 6  | 6   | 41  | 1  | 4  | 5   | 26  | 0  | 3  | 3   | 0  | 0  | 0   |
| 14 Nate Bastian       | 28  | 2  | 4  | 6   | 26  | 3  | 3  | 6   | 18  | 4  | 2  | 6   | 0  | 0  | 0   |
| 15 Shane Bowers       | 3   | 0  | 0  | 0   | 5   | 0  | 0  | 0   | 2   | 0  | 0  | 0   | 0  | 0  | 0   |
| 63 Jesper Bratt       | 41  | 12 | 24 | 36  | 41  | 15 | 32 | 47  | 26  | 4  | 16 | 20  | 7  | 20 | 27  |
| 95 Graeme Clarke      | 1   | 0  | 0  | 0   | 2   | 0  | 0  | 0   | 1   | 0  | 0  | 0   | 0  | 0  | 0   |
| 60 Nico Daws          | 10  | 0  | 0  | 0   | 11  | 0  | 1  | 1   | 6   | 0  | 1  | 1   | 0  | 0  | 0   |
| 57 Nick DeSimone      | 4   | 0  | 0  | 0   | 7   | 1  | 1  | 2   | 2   | 0  | 0  | 0   | 0  | 0  | 0   |
| 37 Justin Dowling     | 0   | 0  | 0  | 0   | 2   | 1  | 0  | 1   | 1   | 1  | 0  | 1   | 0  | 0  | 0   |
| 52 Cal Foote          | 3   | 0  | 0  | 0   | 1   | 0  | 1  | 1   | 1   | 0  | 1  | 1   | 0  | 0  | 0   |
| 25 Nolan Foote        | 2   | 0  | 0  | 0   | 2   | 1  | 0  | 1   | 2   | 0  | 0  | 0   | 0  | 0  | 0   |
| 48 Brian Halonen      | 2   | 0  | 0  | 0   | 0   | 0  | 0  | 0   | 0   | 0  | 0  | 0   | 0  | 0  | 0   |
| 7 Dougie Hamilton     | 11  | 2  | 6  | 8   | 9   | 3  | 5  | 8   | 7   | 1  | 3  | 4   | 4  | 4  | 8   |
| 82 Santeri Hatakka    | 6   | 0  | 1  | 1   | 6   | 0  | 1  | 1   | 4   | 0  | 0  | 0   | 0  | 0  | 0   |
| 56 Erik Haula         | 39  | 9  | 10 | 19  | 37  | 7  | 9  | 16  | 23  | 3  | 7  | 10  | 1  | 2  | 3   |
| 13 Nico Hischier (C)  | 37  | 12 | 18 | 30  | 34  | 15 | 22 | 37  | 22  | 10 | 11 | 21  | 6  | 11 | 17  |
| 10 Alexander Holtz    | 41  | 6  | 5  | 11  | 41  | 10 | 7  | 17  | 26  | 7  | 4  | 11  | 1  | 1  | 2   |
| 86 Jack Hughes (A)    | 33  | 13 | 23 | 36  | 29  | 14 | 24 | 38  | 20  | 10 | 30 | 30  | 9  | 22 | 31  |
| 43 Luke Hughes        | 41  | 3  | 19 | 22  | 41  | 6  | 19 | 25  | 26  | 3  | 11 | 14  | 4  | 21 | 25  |
| 31 Kaapo Kahkonen     | 1   | 0  | 0  | 0   | 5   | 0  | 0  | 0   | 4   | 0  | 0  | 0   | 0  | 0  | 0   |
| 79 Samuel Laberge     | 1   | 0  | 0  | 0   | 1   | 0  | 0  | 0   | 1   | 0  | 0  | 0   | 0  | 0  | 0   |
| 42 Curtis Lazar       | 35  | 4  | 7  | 11  | 36  | 3  | 11 | 14  | 22  | 3  | 6  | 9   | 0  | 0  | 0   |
| 23 Kurtis MacDermid   | 7   | 0  | 0  | 0   | 9   | 0  | 1  | 1   | 5   | 0  | 0  | 0   | 0  | 0  | 0   |
| 6 John Marino         | 38  | 1  | 12 | 13  | 37  | 3  | 9  | 12  | 24  | 1  | 8  | 9   | 0  | 0  | 0   |
| 20 Michael McLeod     | 23  | 5  | 6  | 11  | 22  | 5  | 3  | 8   | 13  | 4  | 3  | 7   | 0  | 0  | 0   |
| 28 Timo Meier         | 35  | 17 | 13 | 30  | 34  | 11 | 11 | 22  | 20  | 9  | 6  | 15  | 10   | 7  | 17  |
| 91 Dawson Mercer      | 41  | 12 | 9  | 21  | 41  | 8  | 4  | 12  | 26  | 7  | 6  | 13  | 4  | 1  | 5   |
| 24 Colin Miller       | 20  | 3  | 1  | 4   | 21  | 1  | 3  | 4   | 13  | 0  | 2  | 2   | 0  | 0  | 0   |
| 17 Simon Nemeč        | 29  | 1  | 10 | 11  | 31  | 2  | 6  | 8   | 18  | 1  | 4  | 5   | 0  | 2  | 2   |
| 92 Tomas Nosek        | 21  | 1  | 4  | 5   | 15  | 1  | 0  | 1   | 14  | 0  | 3  | 3   | 0  | 0  | 0   |
| 18 Ondrej Palat (A)   | 35  | 7  | 11 | 18  | 36  | 4  | 9  | 13  | 24  | 3  | 7  | 10  | 1  | 4  | 5   |
| 40 Akira Schmid       | 10  | 0  | 1  | 1   | 9   | 0  | 1  | 1   | 6   | 0  | 2  | 2   | 0  | 1  | 1   |
| 71 Jonas Siegenthaler | 30  | 1  | 5  | 6   | 27  | 0  | 3  | 3   | 20  | 0  | 1  | 1   | 0  | 0  | 0   |
| 2 Brendan Smith       | 31  | 1  | 6  | 7   | 32  | 4  | 4  | 8   | 22  | 2  | 3  | 5   | 0  | 0  | 0   |
| 11 Chris Tierney      | 22  | 2  | 2  | 4   | 30  | 2  | 6  | 8   | 16  | 1  | 1  | 2   | 0  | 0  | 0   |
| 73 Tyler Toffoli      | 31  | 15 | 9  | 24  | 30  | 11 | 9  | 20  | 18  | 7  | 8  | 15  | 8  | 6  | 14  |
| 41 Vitek Vanecek      | 18  | 0  | 1  | 1   | 14  | 0  | 0  | 0   | 10  | 0  | 0  | 0   | 0  | 0  | 0   |
| 46 Max Willman        | 5   | 0  | 0  | 0   | 12  | 3  | 1  | 4   | 4   | 0  | 1  | 1   | 0  | 0  | 0   |

### SHORTHANDED POINTS

| PLAYER        | G | A | PTS |
|---------------|---|---|-----|
| Erik Haula    | 1 | 1 | 2   |
| Curtis Lazar  | 1 | 0 | 1   |
| Nico Hischier | 1 | 0 | 0   |
| Jesper Bratt  | 0 | 1 | 1   |

### OVERTIME POINTS

| PLAYER        | G | A | PTS |
|---------------|---|---|-----|
| Jack Hughes   | 2 | 1 | 3   |
| Timo Meier    | 1 | 1 | 2   |
| Luke Hughes   | 1 | 1 | 2   |
| Tyler Toffoli | 1 | 0 | 1   |
| Jesper Bratt  | 0 | 1 | 1   |
| John Marino   | 0 | 1 | 1   |
| Nico Hischier | 0 | 1 | 1   |
| Vitek Vanecek | 0 | 1 | 1   |

### GAME-WINNING POINTS

| PLAYER         | G | A | PTS | PLAYER             | G | A | PTS |
|----------------|---|---|-----|--------------------|---|---|-----|
| Jesper Bratt   | 7 | 9 | 16  | Erik Haula         | 2 | 1 | 3   |
| Jack Hughes    | 4 | 6 | 10  | Dawson Mercer      | 2 | 1 | 3   |
| Nico Hischier  | 4 | 6 | 10  | Ondrej Palat       | 0 | 3 | 3   |
| Timo Meier     | 4 | 5 | 9   | Jonas Siegenthaler | 0 | 2 | 2   |
| Luke Hughes    | 1 | 8 | 9   | Simon Nemeč        | 1 | 0 | 1   |
| John Marino    | 1 | 5 | 6   | Nathan Bastian     | 1 | 0 | 1   |
| Curtis Lazar   | 2 | 4 | 6   | Max Willman        | 1 | 0 | 1   |
| Michael McLeod | 2 | 2 | 4   | Brendan Smith      | 0 | 1 | 1   |
| Alex Holtz     | 3 | 1 | 4   | Chris Tierney      | 0 | 1 | 1   |
| Kevin Bahl     | 1 | 3 | 4   | Cal Foote          | 0 | 1 | 1   |
| Tyler Toffoli  | 2 | 1 | 3   | Vitek Vanecek      | 0 | 1 | 1   |

| GOALTENDER        | HOME Record<br>(41 Games)<br>17-21-3=37 PTS |      |    |   |    |    | ROAD Record<br>(41 Games)<br>21-18-2=44 PTS |    |      |   |   |    | METROPOLITAN DIVISION<br>(26 Games)<br>11-13-2=24 PTS |      |    |      |   |   |    |    |      |
|-------------------|---|------|----|---|----|----|---|----|------|---|---|----|---|------|----|------|---|---|----|----|------|
|                   | GP  | MINS | W  | L | OT | SO | GAA   | GP | MINS | W | L | OT | SO  | GAA  | GP | MINS | W | L | OT | SO | GAA  |
| 34 Jake Allen     | 7   | 413  | 2  | 4 | 1  | 0  | 3.19  | 6  | 257  | 4 | 2 | 0  | 0   | 3.02 | 3  | 179  | 1 | 2 | 0  | 0  | 3.68 |
| 50 Nico Daws      | 10  | 593  | 4  | 6 | 0  | 0  | 3.14  | 10 | 551  | 5 | 5 | 0  | 0   | 3.16 | 6  | 320  | 2 | 4 | 0  | 0  | 4.11 |
| 31 Kaapo Kahkonen | 1   | 9    | 0  | 0 | 0  | 0  | 6.94  | 5  | 254  | 1 | 4 | 0  | 0   | 2.36 | 5  | 233  | 1 | 3 | 0  | 1  | 1.80 |
| 40 Akira Schmid   | 10  | 455  | 1  | 6 | 1  | 0  | 3.56  | 9  | 459  | 4 | 3 | 0  | 0   | 2.74 | 7  | 334  | 4 | 2 | 0  | 0  | 2.87 |
| 41 Vitek Vanecek  | 18  | 977  | 10 | 5 | 1  | 0  | 3.38  | 14 | 815  | 7 | 4 | 2  | 0   | 2.95 | 10 | 417  | 3 | 2 | 2  | 0  | 2.74 |

|             | W-L-OT |    |    | PTS | HOME |    |    | W-L-OT        | PTS | HOME |   |    |   |   |   |
|-------------|--------|----|----|-----|------|----|----|---------------|-----|------|---|----|---|---|---|
|             | W      | L  | OT |     | W    | L  | OT |               |     | W    | L | OT |   |   |   |
| October     | 5      | 2  | 1  | 11  | 3    | 2  | 1  | Sunday        | 3   | 5    | 1 | 7  | 1 | 2 | 1 |
| November    | 6      | 7  | 0  | 12  | 3    | 3  | 0  | Monday        | 2   | 4    | 0 | 4  | 2 | 2 | 0 |
| December    | 8      | 5  | 1  | 17  | 3    | 3  | 1  | Tuesday       | 8   | 6    | 1 | 17 | 3 | 3 | 1 |
| January     | 5      | 6  | 1  | 11  | 2    | 3  | 0  | Wednesday     | 3   | 4    | 0 | 6  | 2 | 2 | 0 |
| February    | 6      | 5  | 1  | 13  | 4    | 4  | 0  | Thursday      | 8   | 5    | 1 | 15 | 2 | 4 | 0 |
| March       | 6      | 9  | 0  | 12  | 3    | 3  | 0  | Friday        | 5   | 7    | 1 | 11 | 2 | 3 | 1 |
| April       | 2      | 5  | 1  | 5   | 0    | 4  | 1  | Saturday      | 9   | 8    | 1 | 19 | 4 | 5 | 0 |
| Night Games | 36     | 31 | 5  | 77  | 16   | 18 | 3  | Matinee Games | 2   | 8    | 0 | 4  | 1 | 3 | 0 |



## INJURIES

Total man-games lost to injury & illness: 354

### REGULAR SEASON

| PLAYER             | GAMES MISSED | INJURY STATUS  |
|--------------------|--------------|--|
| Nathan Bastian     | 26           | Lower-body (suffered Feb. 22)  |
| Nolan Foote        | 78           | Back; Oct. 12-Apr. 8; returned Apr. 9  |
| Dougie Hamilton    | 62           | Torn left pectoral muscle; Nov. 30- (suffered Nov. 28)                             |
| Erik Haula         | 1            | Upper-body, day-to-day; Oct. 20; Returned on Oct. 24                               |
|                    | 3            | Lower-body, day-to-day; Nov. 25- Returned Dec. 5                                   |
|                    | 1            | Upper-body, day-to-day (Dec. 10)-returned Dec. 13                                  |
| Nico Hischier      | 11           | Upper-body; Oct. 29-Returned on Nov. 25  |
| Jack Hughes        | 5            | Upper-body; Nov. 5-Returned Nov. 18  |
|                    | 11           | Upper-body; Jan. 5; Placed on I.R. on Jan. 25 retro to Jan. 5 - Returned Feb. 8    |
|                    | 4            | Upper-body (shoulder surgery)  |
| Kaapo Kahkonen     | 1            | Lower-body (suffered Apr. 7)-returned Apr. 9                                       |
| Curtis Lazar       | 1            | Lower-body (Missed Oct. 13)  |
|                    | 1            | Undisclosed (Missed Nov. 25)   |
|                    | 3            | Lower-body (suffered Dec. 23) – returned Jan. 3                                    |
|                    | 1            | Lower-body (missed Mar. 24)-Returned Mar. 26                                       |
|                    | 5            | Shoulder (suffered Apr. 6)   |
| Kurtis MacDermid   | 4            | Lower-body (retro to Mar. 23)-Returned Apr. 3                                      |
| John Marino        | 1            | Illness; Feb. 20-Returned Feb. 22  |
|                    | 2            | Upper-body-returned Apr. 9   |
|                    | 2            | Upper-body (Mar. 19-21)-Returned Mar. 23   |
|                    | 2            | Upper-body (Mar. 14-16)-Returned Mar. 17   |
| Timo Meier         | 7            | Lower-body; Nov. 16 (suffered Nov. 14) – Returned Dec. 1                           |
|                    | 6            | Lower-body; Jan. 4 (suffered Dec. 30); Placed on I.R. Jan. 6 – Returned Jan. 17    |
| Colin Miller       | 11           | Lower-body; Oct. 20-Returned on Nov. 16  |
|                    | 1            | Illness; Jan. 22-Returned on Jan. 25   |
| Tomas Nosek        | 10           | Lower-body, day-to-day; Oct. 13-Returned on Nov. 10                                |
|                    | 31           | Lower-body; Placed on I.R. Nov. 25-returned on Feb. 6                              |
|                    | 2            | Upper-body (suffered 4/9/24)-Returned Apr. 15                                      |
| Ondrej Palat       | 10           | Lower-body; Jan. 4; Returned on Jan. 25  |
|                    | 1            | Lower-body; Mar. 5-; Returned on Mar. 7  |
| Jonas Siegenthaler | 16           | Lower-body (broken foot); Placed on I.R. Jan. 9                                    |
|                    | 9            | Upper-body (concussion) -out since Mar. 14-Returned Apr. 2                         |
| Brendan Smith      | 10           | Lower-body (sprained right knee) Placed on I.R. retro to Jan 15 - Returned Feb. 13 |
| Tyler Toffoli      | 1            | Illness; Feb. 6-returned Feb. 8  |
| Vitek Vanecek      | 1            | Missed Dec. 17 contest – Returned Dec. 19  |
|                    | 13           | Missed Feb. 12 contest (illness/lower-body) – Traded on Mar. 8                     |
| <b>TOTAL</b>       | <b>354</b>   |  |

### MISCONDUCTS/SUSPENSIONS

**General Misconducts:** O. Palat | 16:00 into the 1st per. | Instigator | 10/27/23 vs BUF  
 C. Foote | 19:17 into 3rd per. | 1/20/24 vs DAL  
 C. Lazar | 14:41 into 1st per. | Instigator | 3/1/24 at ANA  
 K. MacDermid | 19:30 into 2nd per. | Misconduct | 3/11/24 at NYR

**Game Misconducts:** K. MacDermid | 0:02 into 1st per. | 4/3/24 at NYR  
 K. Bahl | 0:02 into 1st per. | 4/3/24 at NYR  
 J. Marino | 0:02 into 1st per. | 4/3/24 at NYR  
 C. Tierney | 0:02 into 1st per. | 4/3/24 at NYR

**Suspensions:** -

### PENALTY SHOTS

J. Hughes against ANA's L. Dostal | 19:57 into 3rd per. | STOPPED  
 J. Hughes against OTT's J. Korpisalo | 4:19 into 3rd per. | STOPPED

### POWER PLAY

| DEVILS | 1PPGs | 2PPGs | 3PPGs | 4PPGs | 5PPGs | Last 5      | Last 5-Home | Last 5-Road |
|--------|-------|-------|-------|-------|-------|-------------|-------------|-------------|
| 46     | 22    | 10    | 3     | 1     | -     | 4/12, 33.3% | 2/15, 13.3% | 3/13, 23.1% |

| OPPONENTS | 1PPGs | 2PPGs | 3PPGs | 4PPGs | 5PPGs | Last 5       | Last 5-Home  | Last 5-Road |
|-----------|-------|-------|-------|-------|-------|--------------|--------------|-------------|
| 44        | 30    | 8     | -     | -     | -     | 12/14, 85.7% | 13/16, 81.3% | 9/12, 75.0% |

#### 3-ON-5

| DATE            | DUR./PER.       | P.K. OUTCOME | 4-ON-3          | DATE            | DUR./PER. | P.K. OUTCOME |
|-----------------|-----------------|--------------|-----------------|-----------------|-----------|--------------|
| 10/13/23 vs ARI | 0:09/2nd period | 1/1          | 10/13/23 vs ARI | 0:44/2nd period | 1/1       |              |
| 11/7/23 at COL  | 0:34/2nd period | 1/1          | 10/16/23 vs FLA | 0:27/3rd period | 0/1       |              |
| 11/30/23 at PHI | 0:36/3rd period | 1/1          | 11/7/23 at COL  | 0:09/2nd period | 0/1       |              |
| 1/15/24 at BOS  | 0:15/1st period | 1/1          | 11/28/23 vs NYI | 0:14/3rd period | 1/1       |              |
| 3/24/24 at NYI  | 0:02/1st period | 1/1          | 12/16/23 at CBJ | 0:05/2nd period | 1/1       |              |
| 4/7/24 vs NSH   | 0:01/3rd period | 1/1          | 3/9/24 vs CAR   | 1:27/3rd period | 0/1       |              |
| 4/13/24 at PHI  | 1:13/1st period | 1/1          |                 |                 |           |              |

#### 5-ON-3

| DATE            | DUR./PER.           | P.K. OUTCOME | 3-ON-4          | DATE                | DUR./PER. | P.K. OUTCOME |
|-----------------|---------------------|--------------|-----------------|---------------------|-----------|--------------|
| 10/13/23 vs ARI | 0:56/2nd period     | 1/1          | 10/13/23 vs ARI | 1:59/2x, 2nd period | 2/2       |              |
| 11/2/23 at MIN  | 0:50/3rd Period     | 1/1          | 1/11/24 at TBL  | 0:52, 2nd period    | 1/1       |              |
| 11/7/23 at COL  | 0:11/2nd period     | 1/1          | 2/17/24 vs PHI  | 0:20, 2nd period    | 1/1       |              |
| 3/24/24 at NYI  | 1:21/1st;2nd period | 1/2          | 4/7/24 vs NSH   | 0:30, OT            | 1/1       |              |
| 3/29/24 at BUF  | 0:26/1st period     | 0/1          |                 |                     |           |              |

### BACK-TO-BACK GAMES

| DATE           | GAME 1           | GAME 2           | RECORD, OVR.   |
|----------------|------------------|------------------|----------------|
| Oct. 12-13     | Vs DET, 4-3, W   | Vs ARI, 4-3, Lso | <b>1-0-1</b>   |
| Oct. 24-25     | At MTL, 5-2, W   | Vs WSH, 6-4, L   | <b>1-1-0</b>   |
| Nov. 2-3       | At MIN, 5-3, W   | At STL, 4-1, L   | <b>1-1-0</b>   |
| Nov. 24-25     | Vs CBJ, 2-1, L   | Vs BUF, 6-2, W   | <b>1-1-0</b>   |
| Nov. 30-Dec. 1 | At PHI, 4-3, Wot | Vs SJS, 6-3, L   | <b>1-1-0</b>   |
| Dec. 9-Dec.10  | At CGY, 4-2, W   | At EDM, 4-1, L   | <b>1-1-0</b>   |
| Dec. 16-17     | At CBJ, 6-3, W   | Vs ANA, 5-1, L   | <b>1-1-0</b>   |
| Dec. 29-30     | At OTT, 6-2, W   | At BOS, 5-2, L   | <b>1-1-0</b>   |
| Jan. 5-6       | Vs CHI, 4-2, W   | Vs VAN, 6-4, L   | <b>1-1-0</b>   |
| Jan. 19-20     | At CBJ, 4-1, W   | Vs DAL, 6-2, L   | <b>1-1-0</b>   |
| Feb 12-13      | Vs SEA, 3-1, W   | At NSH, 4-2, W   | <b>2-0-0</b>   |
| Feb.24-25      | Vs MTL, 4-3, W   | Vs TBL, 4-1, L   | <b>1-1</b>     |
| Mar.16-17      | At ARI, 4-1, L   | At VGK, 3-1, L   | <b>0-2-0</b>   |
| Mar.23-24      | Vs OTT, 5-2, L   | At NYI, 4-0, W   | <b>1-1-0</b>   |
| Apr. 2-3       | Vs PIT, 6-3, L   | At NYR, 4-3, L   | <b>0-2-0</b>   |
| Apr. 6-7       | At OTT, 4-3, W   | Vs NSH, 3-2, OTL | <b>1-0-1</b>   |
| <b>TOTALS</b>  | <b>12-4-0</b>    | <b>3-12-1</b>    | <b>15-15-2</b> |

RECORD IN FIRST GAMES: 12-4-0

RECORD IN SECOND GAMES: 3-12-1

### OVERTIME/SHOOTOUT

|                                 | OVERTIME<br>HOME | ROAD        | OVERALL     |
|---------------------------------|------------------|-------------|-------------|
| <b>2023-24 REGULAR SEASON:</b>  | 3-1              | 2-2         | 5-3         |
| <b>REGULAR SEASON:</b>          | 130-119-87       | 120-111-118 | 250-230-205 |
|                                 | SHOOTOUT<br>HOME | ROAD        | OVERALL     |
| <b>2023-24 REGULAR SEASON:</b>  | 0-2              | 0-0         | 0-2         |
| <b>LIFETIME REGULAR SEASON:</b> | 48-50            | 35-45       | 83-95       |

### THREE-OR-MORE CONSECUTIVE DIVISION CHAMPIONSHIPS

Since 1967-68

| Team         | No. | Seasons    | Division |
|--------------|-----|------------|----------|
| Que./Col     | 9   | 1994-95 to | 2002-03  |
| Detroit      | 8   | 2000-01 to | 2008-09  |
| Montreal     | 8   | 1974-75 to | 1981-82  |
| Edmonton     | 6   | 1981-82 to | 1986-87  |
| Washington   | 5   | 2015-16 to | 2019-20  |
| Anaheim      | 5   | 2012-13 to | 2016-17  |
| Vancouver    | 5   | 2008-09 to | 2012-13  |
| Dallas       | 5   | 1996-97 to | 2000-01  |
| Washington   | 4   | 2007-08 to | 2010-11  |
| San Jose     | 4   | 2007-08 to | 2010-11  |
| Boston       | 4   | 1975-76 to | 1978-79  |
| Philadelphia | 4   | 1973-74 to | 1976-77  |
| Chicago      | 4   | 1969-70 to | 1972-73  |
| Carolina     | 3   | 2020-21 to | 2022-23  |
| Colorado     | 3   | 2020-21 to | 2022-23  |
| DEVILS       | 3   | 1996-97 to | 1998-99  |
| Detroit      | 3   | 1993-94 to | 1995-96  |
| Calgary      | 3   | 1987-88 to | 1989-90  |
| Philadelphia | 3   | 1984-85 to | 1986-87  |
| Chicago      | 3   | 1977-78 to | 1979-80  |
| Boston       | 3   | 1969-70 to | 1971-72  |

| Date  | Player             | Action  | Date | Player             | Action  |
|-------|--------------------|---|------|--------------------|---|
| 9/26  | Sam Squires        | Assigned to QMJHL, Cape Breton                                  | 1/27 | Justin Dowling     | Reassigned to Utica (AHL)   |
|       | Cole Brown         | Assigned to OHL, Brantford                                      |      | Daniil Misyul      | Reassigned to Utica (AHL)   |
| 9/29  | Filip Engaras      | Assigned to Utica (AHL)   |      | Santeri Hatakka    | Reassigned to Utica (AHL)   |
|       | T.J. Friedmann     | Assigned to Utica (AHL)   | 2/4  | Santeri Hatakka    | Recalled from Utica (AHL)   |
|       | Joe Gambardella    | Assigned to Utica (AHL)   | 2/6  | Tomas Nosek        | Activated off I.R. (lower-body)   |
|       | Timur Ibragimov    | Assigned to Utica (AHL)   | 2/8  | Jack Hughes        | Activated off I.R. (upper-body)   |
|       | Xavier Parent      | Assigned to Utica (AHL)   | 2/11 | Max Willman        | Placed on waivers (w/ intent for Utica – AHL)   |
|       | Ryan Schmelzer     | Assigned to Utica (AHL)   |      |                    | Cleared waivers;  |
|       | Colin Felix        | Assigned to Utica (AHL)   | 2/12 |                    | reassigned to Utica (AHL)   |
|       | Will MacKinnon     | Assigned to Utica (AHL)   |      | Akira Schmid       | Recalled from Utica (AHL)   |
|       | Robbie Russo       | Assigned to Utica (AHL)   |      | Santeri Hatakka    | Reassigned to Utica (AHL)   |
|       | Topias Vilen       | Assigned to Utica (AHL)   | 2/13 | Brendan Smith      | Activated off I.R. (lower-body)   |
|       | Tyler Brennan (G)  | Assigned to Utica (AHL)   | 2/20 | Vitek Vanecek      | Placed on I.R. (lower-body) retroactive to Feb. 10  |
|       | Tyler Wotherspoon  | Placed on Waivers   |      |                    | Activated off I.R. (lower-body)   |
|       | Josh Filmon        | Assigned to WHL, Swift Current                                  |      | Jonas Siegenthaler | Reassigned to Utica (AHL)   |
| 10/2  | Michael Vukojevic  | Assigned to Utica (AHL)   | 2/21 | Akira Schmid       | Recalled from Utica (AHL)   |
|       | Kyle Crisculo      | Placed on waivers – intent for Utica (AHL) – CLEARED on 10/3    |      | Isaac Poultier     | Recalled from Utica (AHL)   |
| 10/3  | Daniil Misyul      | Assigned to Utica (AHL)   | 2/23 | Nathan Bastian     | Placed on I.R. (Lower-body)   |
|       | Graeme Clarke      | Assigned to Utica (AHL)   |      | Brian Halonen      | Recalled from Utica (AHL)   |
|       | Chase Stillman     | Assigned to Utica (AHL)   | 2/24 | Isaac Poultier     | Reassigned to Utica (AHL)   |
|       | Erik Kallgren (G)  | Placed on waivers – intent for Utica (AHL) – CLEARED on 10/4    | 2/26 | Akira Schmid       | Recalled from Utica (AHL)   |
| 10/4  | Cal Foote          | Placed on waivers – intent for Utica (AHL) – CLEARED ON 10/5    |      | Nolan Foote        | Assigned to Utica (AHL) for conditioning stint  |
| 10/5  | Jeremy Brodeur (G) | Assigned to Utica (AHL)   | 2/28 | TRADE              | Received Dallas' 2026   |
| 10/7  | Santeri Hatakka    | Assigned to Utica (AHL)   |      |                    | 4th-round draft pick in exchange for goaltender Cole Brady's rights (unsigned draft pick) & agreed to retain 50% of all future obligations to defenseman Chris Taney's contract for the 2023-24 season. |
|       | Isaac Poultier (G) | Assigned to Utica (AHL)   |      |                    | Acquired forward Kurtis MacDermid from Colorado in exchange for a 2024 7th-round draft pick & Zakhar Bardakov.  |
|       | Max Willman        | Signed to 1-year, 2-way contract                                | 3/1  | TRADE              | Reassigned to Utica (AHL)   |
|       | Max Willman        | Placed on waivers – intent for Utica (AHL) – Cleared on 10/8    |      | Brian Halonen      | Signed to a three-year, entry level contract starting in 2024-25  |
|       | Tyce Thompson      | Placed on waivers – intent for Utica (AHL) – Cleared on 10/8    |      | Mikael Diotte      | Acquired a 2025 second-round draft pick & 2024 third-round draft pick from WPG in exchange for Tyler Toffoli  |
|       | Justin Dowling     | Placed on waivers – intent for Utica (AHL) – Cleared on 10/8    |      |                    | Acquired goaltender Kaapo Kahkonen from SJS in exchange for netminder Vitek Vanecek and New Jersey's 2025 seventh-round draft pick.   |
|       | Shane Bowers       | Placed on waivers – intent for Utica (AHL) – Cleared on 10/8    | 3/2  |                    | Acquired 2026 fourth-round draft pick from WPG in exchange for Colin Miller.  |
| 10/9  | Simon Nemecek      | Assigned to Utica   |      |                    |   |
|       | Nico Daws (G)      | Placed on I.R. non-roster                                       | 3/8  | TRADE              |   |
|       | Keith Kinkaid (G)  | Placed on I.R. non-roster                                       |      |                    |   |
|       | Nolan Foote        | Placed on I.R. non-roster                                       |      |                    |   |
|       | Brian Halonen      | Placed on I.R. non-roster                                       |      |                    |   |
| 10/17 | Keith Kinkaid (G)  | Placed on waivers – intent for Chicago (AHL) – Cleared on 10/18 |      |                    |   |
| 10/23 | Tomas Nosek        | Placed on I.R. (Lower-body)                                     |      |                    |   |
|       | Cal Foote          | Recalled from Utica (AHL)                                       |      |                    |   |
| 10/29 | Colin Miller       | Placed on I.R. (Lower-body)                                     |      |                    |   |
|       | Justin Dowling     | Recalled from Utica (AHL)                                       |      |                    |   |
| 10/30 | Justin Dowling     | Reassigned to Utica (AHL)                                       |      |                    |   |
| 11/4  | Max Willman        | Recalled from Utica (AHL)                                       |      |                    |   |
| 11/14 | Colin Miller       | Activated off I.R. (Lower-body)                                 |      |                    |   |
| 11/14 | Nico Hischier      | Placed on I.R. retro-active to Oct. 27 (Upper-body)             |      |                    |   |
| 11/25 | Nico Hischier      | Activated off I.R. (Upper-body)                                 |      |                    |   |
|       | Tomas Nosek        | Placed on I.R. (Lower-body)                                     |      |                    |   |
| 11/25 | Samuel Laberge     | Signed 1-year, 2-way NHL contract                               |      |                    |   |
| 11/26 | Arnaud Durand      | Acquired from NYI via trade in exchange for T. Thompson         |      |                    |   |
| 11/29 | Samuel Laberge     | Recalled from Utica (AHL)                                       | 3/9  | Akira Schmid       | Reassigned to Utica (AHL)   |
| 12/2  | Samuel Laberge     | Reassigned to Utica (AHL)                                       | 3/10 | Akira Schmid       | Reassigned to Utica (AHL)   |
| 12/8  | Nico Daws          | Activated off I.R. (lower-body, non-active list)                |      | Nolan Foote        | Recalled from conditioning loan in Utica (AHL)  |
|       |                    | Reassigned to Utica (AHL)                                       | 3/13 | Santeri Hatakka    | Recalled from Utica (AHL)   |
| 12/17 | Nico Daws          | Recalled from Utica (AHL)                                       |      | Tyler Wotherspoon  | Recalled from Utica (AHL)   |
| 12/20 | Nico Daws          | Reassigned to Utica (AHL)                                       |      | Max Willman        | Recalled from Utica (AHL)   |
| 12/27 | Nico Daws          | Recalled from Utica (AHL)                                       | 3/18 | Nico Daws          | Reassigned to Utica (AHL)   |
| 12/28 | Akira Schmid       | Assigned to Utica (AHL)   |      | Tyler Wotherspoon  | Reassigned to Utica (AHL)   |
| 12/30 | Brian Halonen      | Activated off I.R. & assigned to Utica (AHL)                    | 3/19 | Tyler Wotherspoon  | Recalled from Utica (AHL)   |
| 1/3   | Graeme Clarke      | Recalled from Utica (AHL)                                       | 3/24 | Isaac Poultier     | Recalled from Utica (AHL)   |
| 1/6   | Timo Meier         | Placed on I.R. (lower-body)                                     |      | Tyler Wotherspoon  | Reassigned to Utica (AHL)   |
|       | Max Willman        | Recalled from Utica (AHL)                                       | 3/25 | Isaac Poultier     | Reassigned to Utica (AHL)   |
| 1/7   | Graeme Clarke      | Reassigned to Utica (AHL)                                       | 4/1  | Santeri Hatakka    | Reassigned to Utica (AHL)   |
| 1/9   | Jonas Siegenthaler | Placed on I.R. (lower-body; broken foot)                        | 4/4  | Dylan Wendt        | Signed to two-year ELC starting in 2024-25  |
|       | Shane Bowers       | Recalled from Utica (AHL)                                       | 4/5  | Max Willman        | Reassigned to Utica (AHL)   |
|       | Cal Foote          | Recalled from Utica (AHL)                                       | 4/7  | Shane Bowers       | Recalled from Utica (AHL)   |
|       | Jonas Siegenthaler | Placed on I.R. (lower-body, broken foot)                        | 4/10 | Brian Halonen      | Reassigned to Utica (AHL)   |
|       |                    | Placed on I.R. (lower-body, broken foot)                        |      | Graeme Clarke      | Recalled from Utica (AHL)   |
| 1/18  | Brendan Smith      | Placed on I.R. (lower-body, sprained right knee)                | 4/16 | Akira Schmid       | Reassigned to Utica (AHL)   |
|       |                    | Recalled from Utica (AHL)                                       |      | Graeme Clarke      | Reassigned to Utica (AHL)   |
|       | Santeri Hatakka    | Recalled from Utica (AHL)                                       |      | Shane Bowers       | Reassigned to Utica (AHL)   |
| 1/25  | Justin Dowling     | Recalled from Utica (AHL)                                       |      |                    |   |
|       | Daniil Misyul      | Recalled from Utica (AHL)                                       |      |                    |   |
|       | Nick DeSimone      | Claimed off waivers from Calgary                                |      |                    |   |
|       | Jack Hughes        | Placed on I.R., retro to Jan. 5                                 |      |                    |   |

| 2022-23      | GP       | W        | L        | GS       | ST        | S%           | GA       | SA        | SV%           |
|--------------|----------|----------|----------|----------|-----------|--------------|----------|-----------|---------------|
| Home         | 2        | 0        | 2        | 1        | 6         | 16.7%        | 3        | 5         | 0.400%        |
| Away         | 4        | 2        | 2        | 2        | 12        | 16.7%        | 3        | 14        | 0.786%        |
| <b>Total</b> | <b>6</b> | <b>2</b> | <b>4</b> | <b>3</b> | <b>18</b> | <b>16.7%</b> | <b>6</b> | <b>19</b> | <b>0.684%</b> |

### SHOOTOUT HISTORY

| All-Time     | GP         | W         | L         | GS         | ST         | GA         | SA         |
|--------------|------------|-----------|-----------|------------|------------|------------|------------|
| Home         | 96         | 48        | 48        | 113        | 342        | 106        | 336        |
| Away         | 80         | 35        | 45        | 85         | 263        | 99         | 271        |
| <b>Total</b> | <b>176</b> | <b>83</b> | <b>93</b> | <b>198</b> | <b>605</b> | <b>205</b> | <b>607</b> |

| Goaltender          | GP | W | L | SA | GA | SV%   |
|---------------------|----|---|---|----|----|-------|
| Akira Schmid        | 3  | 1 | 2 | 11 | 3  | .727% |
| Vitek Vanecek       | 2  | 1 | 1 | 6  | 2  | .667% |
| Mackenzie Blackwood | 1  | 0 | 1 | 2  | 1  | .500% |

| Vs. Team   | GP | W | L | GF | SF | GA | SA |
|------------|----|---|---|----|----|----|----|
| Carolina   | 1  | 0 | 1 | 0  | 3  | 1  | 2  |
| San Jose   | 1  | 1 | 0 | 1  | 2  | 0  | 3  |
| Minnesota  | 1  | 0 | 1 | 0  | 2  | 2  | 3  |
| Vegas      | 1  | 0 | 1 | 0  | 4  | 1  | 4  |
| Washington | 1  | 1 | 0 | 1  | 4  | 0  | 4  |
| Tampa Bay  | 1  | 0 | 1 | 1  | 3  | 2  | 3  |

| Player             | G | S | GDG | Shot% |
|--------------------|---|---|-----|-------|
| Yegor Sharangovich | 1 | 1 | 0   | 100%  |
| Timo Meier         | 1 | 2 | 1   | 50%   |
| Tomas Tatar        | 1 | 4 | 1   | 25%   |
| Jesper Boqvist     | 0 | 1 | 0   | 0%    |
| Dougie Hamilton    | 0 | 1 | 0   | 0%    |
| Nico Hischier      | 0 | 1 | 0   | 0%    |
| Dawson Mercer      | 0 | 1 | 0   | 0%    |
| Jack Hughes        | 0 | 2 | 0   | 0%    |
| Jesper Bratt       | 0 | 5 | 0   | 0%    |

### January 1, 2023, Carolina 5 @ New Jersey 4

| Team       | Shooter      | Goaltender       | Result      | Score      |
|------------|--------------|------------------|-------------|------------|
| NJ         | Tatar        | Raanta           | Save        | 0-0        |
| <b>CAR</b> | <b>Burns</b> | <b>Blackwood</b> | <b>Save</b> | <b>0-0</b> |
| NJ         | Bratt        | Raanta           | Save        | 0-0        |
| CAR        | Svechnikov   | Blackwood        | Goal        | 0-1        |
| NJ         | Hughes       | Raanta           | Save        | 0-1        |

|           |                |               |             |            |
|-----------|----------------|---------------|-------------|------------|
| TB        | Colton         | Schmid        | Goal        | 0-1        |
| NJ        | Sharangovich   | Vasilevskiy   | Goal        | 1-1        |
| TB        | Starkos        | Schmid        | Save        | 1-1        |
| NJ        | Boqvist        | Vasilevskiy   | Save        | 1-1        |
| <b>TB</b> | <b>Killorn</b> | <b>Schmid</b> | <b>Goal</b> | <b>1-2</b> |

Game-determining goal in **bold**.

### January 16, 2023, New Jersey 4 @ San Jose 3

| Team      | Shooter      | Goaltender    | Result      | Score      |
|-----------|--------------|---------------|-------------|------------|
| SJ        | Bonino       | Vanecek       | Save        | 0-0        |
| <b>NJ</b> | <b>Tatar</b> | <b>Reimer</b> | <b>Goal</b> | <b>1-0</b> |
| SJ        | Couture      | Vanecek       | Save        | 1-0        |
| NJ        | Bratt        | Reimer        | Save        | 1-0        |
| SJ        | Barabanov    | Vanecek       | Save        | 1-0        |

### February 11, 2023, New Jersey 2 @ Minnesota 3

| Team       | Shooter         | Goaltender     | Result      | Score      |
|------------|-----------------|----------------|-------------|------------|
| MIN        | Zuccarello      | Vanecek        | Goal        | 0-1        |
| NJ         | Tatar           | Gustavsson     | Save        | 0-1        |
| MIN        | Kaprizov        | Vanecek        | Save        | 0-1        |
| NJ         | Bratt           | Gustavsson     | Save        | 0-1        |
| <b>MIN</b> | <b>Gaudreau</b> | <b>Vanecek</b> | <b>Goal</b> | <b>0-2</b> |

### March 3, 2023, New Jersey 3 @ Vegas 4

| Team       | Shooter         | Goaltender    | Result      | Score      |
|------------|-----------------|---------------|-------------|------------|
| NJ         | Tatar           | Hill          | Save        | 0-0        |
| VEG        | Marchessault    | Schmid        | Save        | 0-0        |
| NJ         | Hamilton        | Hill          | Save        | 0-0        |
| VEG        | Eichel          | Schmid        | Save        | 0-0        |
| NJ         | Mercer          | Hill          | Save        | 0-0        |
| VEG        | Smith           | Schmid        | Save        | 0-0        |
| NJ         | Bratt           | Hill          | Save        | 0-0        |
| <b>VEG</b> | <b>Theodore</b> | <b>Schmid</b> | <b>Goal</b> | <b>0-1</b> |

### March 9, 2023, New Jersey 3 @ Washington 2

|           |              |                |             |            |
|-----------|--------------|----------------|-------------|------------|
| WSH       | Oshie        | Schmid         | Save        | 0-0        |
| NJ        | Hughes       | Kuemper        | Save        | 0-0        |
| WSH       | Kuznetsov    | Schmid         | Save        | 0-0        |
| NJ        | Bratt        | Kuemper        | Save        | 0-0        |
| WSH       | Backstrom    | Schmid         | Save        | 0-0        |
| NJ        | Hischier     | Kuemper        | Save        | 0-0        |
| WSH       | Ovechkin     | Schmid         | Save        | 0-0        |
| <b>NJ</b> | <b>Meier</b> | <b>Kuemper</b> | <b>Goal</b> | <b>1-0</b> |

### March 16, 2023, Tampa Bay 4 @ New Jersey 3

|    |       |             |      |     |
|----|-------|-------------|------|-----|
| NJ | Meier | Vasilevskiy | Save | 0-0 |
|----|-------|-------------|------|-----|

## 2022-23 NHL SHOOTOUT DETAILS

|           |          |      |  |
|-----------|----------|------|--|
| Shootouts |          | %    |  |
| 95        |          | 7.24 |  |
| Goals     | Attempts | %    |  |
| 226       | 653      | 34.6 |  |

**THE LAST TIME IN THE REGULAR SEASON THE DEVILS...**

**HOME**

|                                    |   |
|------------------------------------|---|
| HAD A SHUTOUT.....                 | 3/12/23, 3-0, W, vs CAR, V. Vanecek, 32 saves                           |
| WERE SHUTOUT.....                  | 4/24/22, vs DET, 3-0, A. Nedeljkovic, 17 saves                          |
| SCORED 10 GOALS.....               | Never accomplished  |
| SCORED 9 GOALS.....                | 3/23/93, 9-3 win vs. TB   |
| SCORED 8 GOALS.....                | 4/6/23, 8-1, win vs CBJ   |
| ALLOWED 10 GOALS.....              | 10/25/84, 11-2, vs NYR  |
| ALLOWED 9 GOALS.....               | 1/18/85, 9-6, vs NYR  |
| ALLOWED 8 GOALS.....               | 11/11/92, 8-3, vs MTL   |
| HAD 50 SHOTS IN A GAME.....        | 10/30/22, 53, vs CBJ, 7-1 W   |
| ALLOWED 50 SHOTS IN A GAME.....    | 2/16/20, 55, vs CBJ, 4-3 Wso  |
| HAD NO SHOTS IN A PERIOD*.....     | 1/7/83, 3rd per. Vs BOS, 2-2 T  |
| ALLOWED NO SHOTS IN A PERIOD*..... | 1/6/17, 3rd per. Vs TOR, 4-2 L  |
| ALLOWED 1 SHOT IN A PERIOD*.....   | 4/5/22, 2nd per. 3-1, L vs NYR  |
| HAD 1 SHOT IN A PERIOD*.....       | 1/31/15, 2nd per., vs FLA   |
| HAD A PENALTY SHOT.....            | 4/3/18, T. Hall, successful vs.<br>H. Lundqvist in 5-2 win vs. NYR      |
| SCORED ON A PENALTY SHOT.....      | 4/3/18, T. Hall, successful vs.<br>H. Lundqvist in 5-2 win vs. NYR      |
| FACED A PENALTY SHOT.....          | 2/8/20, A. Kopitar, unsuccessful vs.<br>M. Blackwood in 3-0 win vs. LAK |
| HAD A HAT TRICK.....               | 3/7/24 vs STL, T. Meier vs<br>J. Binnington in 4-1 win                  |
| ALLOWED A HAT TRICK.....           | 12/17/23, A. Henrique, vs<br>A. Schmid in a 5-1 loss, vs ANA            |

**ROAD**

|                                    |   |
|------------------------------------|---|
| HAD A SHUTOUT.....                 | 3/24/24, 4-0, W, @ NYI, K. Kahkonen, 36 saves                     |
| WERE SHUTOUT.....                  | 4/13/24, 1-0, at PHI, S. Ersson, 20 saves                         |
| SCORED 10 GOALS.....               | Never accomplished  |
| SCORED 9 GOALS.....                | 10/28/00, 9-0 win @ PIT   |
| SCORED 8 GOALS.....                | 3/14/18, 8-3 win @ VGK  |
| ALLOWED 10 GOALS.....              | 12/4/85, 7-10 loss @ TOR  |
| ALLOWED 9 GOALS.....               | 3/12/19, 9-4, at CGY  |
| ALLOWED 8 GOALS.....               | 3/31/22, 8-1, at BOS  |
| HAD 50 SHOTS IN A GAME.....        | 3/1/24, 55, at ANA, 4-3, L  |
| ALLOWED 50 SHOTS IN A GAME.....    | 1/19/21, 50 at NYR, 4-3 W   |
| HAD NO SHOTS IN A PERIOD*.....     | Never accomplished  |
| ALLOWED NO SHOTS IN A PERIOD*..... | 10/10/98, 1st per. At CHI, 2-1 L                                  |
| ALLOWED 1 SHOT IN A PERIOD*.....   | 2/13/11, 3rd per. 3-2 SO win @ FLA                                |
| HAD 1 SHOT IN A PERIOD*.....       | 1/15, 2015, 2nd per. At ANA                                       |
| HAD A PENALTY SHOT.....            | 4/6/24, J. Hughes, unsuccessful vs<br>J. Korpisalo, 4-3, W, @ OTT |
| SCORED ON A PENALTY SHOT.....      | 10/30/21, J. Bratt, successful vs.<br>T. Jarry in 4-2, W @ PIT    |
| FACED A PENALTY SHOT.....          | 4/2/23, M. Barron, scored,<br>vs V. Vanecek in 6-1 L at WPG       |
| HAD A HAT TRICK.....               | 12/16/23 @ CBJ, J. Hughes vs<br>D. Tarasov in 6-3 win             |
| ALLOWED A HAT TRICK.....           | 3/29/24, T. Thompson, vs<br>J. Allen in a 5-2 loss @ BUF          |

\* Excluding overtime periods

**BABES AND SENIORS**

**The Youngest Devils**

| Name              | Age (Years, Months, Days)    |
|-------------------|------------------------------|
| Scott Niedermayer | 18 years, 1 month, 15 days   |
| Craig Wolanin     | 18 years, 2 months, 13 days  |
| Jack Hughes       | 18 years, 4 months, 21 days  |
| Kirk Muller       | 18 years, 8 months, 4 days   |
| Brendan Shanahan  | 18 years, 8 months, 16 days  |
| Nico Hischier     | 18 years, 9 months, 3 days   |
| Pat Verbeek       | 18 years, 9 months, 21 days  |
| John MacLean      | 18 years, 10 months, 15 days |
| Adam Larsson      | 18 years, 10 months, 26 days |
| Stefan Matteau    | 18 years, 10 months, 28 days |
| Petr Sykora       | 18 years, 11 months, 9 days  |

**The Eldest Devils**

| Name             | Age (Years, Months, Days)    |
|------------------|------------------------------|
| Igor Larionov    | 43 years, 4 months, 7 days   |
| Jaromir Jagr     | 43 years, 0 months, 10 days  |
| Tommy Albelin    | 41 years, 11 months, 23 days |
| Martin Brodeur   | 41 years, 11 months, 7 days  |
| Brendan Shanahan | 40 years, 3 months, 5 days   |
| Patrik Elias     | 39 years, 11 months, 27 days |
| Johan Hedberg    | 39 years, 11 months, 21 days |
| Scott Stevens    | 39 years, 9 months, 6 days   |
| Ken Daneyko      | 39 years, 1 month, 23 days   |
| Steve Sullivan   | 38 years, 9 months, 21 days  |

## 2023-24 TEAM HIGHS &amp; LOWS

|  |           |  |
|--|-----------|--|
| LARGEST MARGIN OF VICTORY              | 5, twice  | Last: 2/27/24, at SJS, 7-2, W                      |
| Largest margin of defeat               | 4, 6x     | Last: 3/3/24, at LAK, 5-1, L                       |
| MOST GOALS, GAME                       | 7, twice  | Last: 2/27/24, at SJS, 7-2, W                      |
| Most goals allowed, game               | 6, 9x     | Last: 2/20/24, at WSH, 6-2, L                      |
| MOST GOALS, PERIOD                     | 4, 5x     | Last: 2/27/24, at SJS, 3rd per., 7-2, W            |
| Most goals allowed, period             | 5         | 3/2/24, vs PIT, 3rd per., 6-3, L                   |
| FASTEST GOAL START GP                  | 0:15      | 3/3/24, at LAK, T. Meier, 5-1, L                   |
| Fastest goal allowed, Start GP         | 0:15      | 3/14/24 at DAL, W. Johnston, 6-2, W                |
| FASTEST GOAL START OF A PERIOD         | 0:21      | 10/20/23, at NYI, 2nd per., T. Toffoli, 5-4, OT, W |
| Fastest Goal Allowed Start of a Period | 0:17      | 12/16/23, at CBJ, 2nd per., K. Marchenko, 6-3, W   |
| MOST SHOTS IN A GAME                   | 55        | 3/1/24, at ANA, 4-3, L                             |
| Most Shots Allowed in a Game           | 48        | 2/17/24, vs PHI, 6-3, W                            |
| MOST SHOTS IN A PERIOD                 | 23, twice | Last: 3/21/24, vs WPG, 2nd per., 4-1, W            |
| Most Shots Allowed in a Period         | 27        | 2/17/24, vs PHI, 2nd per., 6-3, W                  |
| FEWEST SHOTS IN A GAME                 | 16        | 11/22/23, at DET, 4-0, L                           |
| Fewest Shots allowed in a Game         | 12        | 11/25/23, vs BUF, 7-2, W                           |
| FEWEST SHOTS IN A PERIOD               | 2, 3x     | Last: 11/22/23, at DET, 4-0, L                     |
| Fewest shots OPP, period               | 3, 3x     | Last: 12/1/23, vs SJS, 2nd per., 6-3, L            |
| MOST PIM IN A GAME                     | 88        | 4/3/24, at NYR, 4-3, L                             |
| Most PIM Opp., Game                    | 78        | 4/3/24, at NYR, 4-3, L                             |
| FEWEST PIM IN A GAME                   | 0, 4x     | Last: 3/29/24, at BUF, 5-2, L                      |
| Fewest PIM Opp, Game                   | 0, twice  | Last: 3/14/24, at DAL, 6-2, W                      |
| LONGEST WINNING STREAK                 | 3, 4x     | Last: 12/23/23-12/29/23                            |
| LONGEST POINTS STREAK                  | 3 GP, 5x  | Last: 2/10/24-2/13/24 (2-0-1)                      |
| LONGEST LOSING STREAK                  | 3, 4x     | Last: 3/29/24-4/3/24 (0-3-0)                       |
| LONGEST WINLESS STREAK                 | 3 (0-2-1) | 12/17/23-12/21/23                                  |

## INDIVIDUAL SEASON HIGHS

|                                 |           |   |
|---------------------------------|-----------|---|
| MOST GOALS, GAME                | 3, 4x     | Last: 3/7/24, T. Meier vs STL                     |
| Most goals, game opponent       | 3, twice  | Last: P. Danault, at LAK                          |
| MOST ASSISTS, GAME              | 4         | 10/24/23, J. Hughes, at MTL                       |
| Most assists, game opponent     | 4         | 11/14/23, J. Morrissey, WPG                       |
| MOST POINTS, GAME               | 4, 6x     | Last: 3/7/24, T. Meier vs STL                     |
| Most Points, game opponent      | 4, twice  | Last: 2/25/24, N. Kucherov, vs TBL                |
| MOST POINTS, PERIOD             | 3, 6x     | Last: 3/21/24, T. Meier (1g-2a) vs WPG, 3rd per.  |
| Most points vs NJ, period       | 3, 5x     | Last: 4/2/24, E. Malkin (2g-1a), vs PIT, 3rd per. |
| BEST PLUS/MINUS, GAME           | +4, twice | Last: 3/26/24, J. Marino, @ TOR                   |
| Best plus/minus, game opponent  | +5        | 1/6/24, J. Miller, vs VAN                         |
| WORST PLUS/MINUS, GAME          | -4, 5X    | Last: J. Bratt, 4/9/24, vs TOR                    |
| Worst plus/minus, game opponent | -5        | B. Howden, vs VGK                                 |
| MOST SHOTS, GAME                | 11        | 2/27/24, J. Hughes, at SJS                        |
| Most shots, game opponent       | 10        | 2/17/24, O. Tippett, vs PHI                       |
| MOST PIM, GAME                  | 19        | 3/24/24, T. Meier, at NYI, 4-0, W                 |
| Most PIM, game opponent         | 20, twice | Last: 3/24/24, A. Lee, at NYI                     |

\* - Team Record    \*\* - Ties Team Record    ^ - Excluding overtime periods



# Make sure expert primary care is part of your game plan.

RWJBarnabas Health Medical Group offers residents an exceptional network of primary care physicians to not only treat you when you are sick, but guide you to improved health and wellness. Virtual and in-person visits available.

## A primary care provider is your partner in:

-  The treatment of common illnesses and injuries
-  Reaching weight loss and wellness goals
-  Facilitating an annual physical and ordering appropriate tests and blood work
-  Mental health screenings
-  Medication management
-  Managing chronic health conditions like diabetes, arthritis, high blood pressure and lupus

Visit [rwjbh.org/medgroupprimarycare](http://rwjbh.org/medgroupprimarycare) to find a provider near you.


**RWJBarnabas**  
**HEALTH**

Let's be healthy together.

RWJBarnabas Health is  
the official health care provider  
of the New Jersey Devils.







2024-25 NEW JERSEY DEVILS

# DEVILS vs OPPONENTS

 Prudential Center



ALL-TIME RECORD

| DEVILS        | GP | W  | L  | O/T | OTL | PTS | GF  | GA  |
|---------------|----|----|----|-----|-----|-----|-----|-----|
| at New Jersey | 44 | 23 | 18 | 3   | 0   | 49  | 121 | 115 |
| at Anaheim    | 21 | 14 | 6  | 1   | 0   | 29  | 59  | 42  |
|               | 23 | 9  | 12 | 2   | 0   | 20  | 60  | 72  |

2023-24 SUMMARY

|            | GP | W | L | OT | PTS | GF | GA | SF | SA | PIM | PP         | SHG |
|------------|----|---|---|----|-----|----|----|----|----|-----|------------|-----|
| NEW JERSEY | 2  | 0 | 2 | 0  | 0   | 4  | 9  | 84 | 51 | 38  | 2-9, 22.2% | 0   |
| ANAHEIM    | 2  | 2 | 0 | 0  | 4   | 9  | 4  | 51 | 84 | 42  | 1-7, 14.3% | 1   |

| DATE     | GAME# | RES | SCORE | LOCATION  | GOALTENDERS           | W/D GOAL |
|----------|-------|-----|-------|-----------|-----------------------|----------|
| 12/17/23 | 29    | L   | 5-1   | @ DEVILS  | SCHMID/Gibson, Dostal | Henrique |
| 3/1/24   | 60    | L   | 4-3   | @ Anaheim | DAWS,SCHMID/Dostal    | Vatrano  |

INDIVIDUAL SCORING vs. DUCKS

| PLAYER             | 2023-24 |   |   |     |     |     | WITH DEVILS |    |   |    | CAREER |     |    |    |    |     |     |
|--------------------|---------|---|---|-----|-----|-----|-------------|----|---|----|--------|-----|----|----|----|-----|-----|
|                    | GP      | G | A | PTS | +/- | PIM | S           | GP | G | A  | PTS    | PIM | GP | G  | A  | PTS | PIM |
| NATHAN BASTIAN     | 1       | 0 | 1 | 1   | 1   | 2   | 0           | 4  | 0 | 1  | 1      | 7   | 4  | 0  | 1  | 1   | 7   |
| JESPER BRATT       | 2       | 0 | 1 | 1   | -4  | 2   | 4           | 11 | 4 | 10 | 14     | 4   | 11 | 4  | 10 | 14  | 4   |
| NICO DAWS          | 1       | 0 | 0 | 0   | -   | -   | 0           | 2  | 0 | 0  | 0      | 0   | 2  | 0  | 0  | 0   | 0   |
| ERIK HAULA         | 2       | 0 | 0 | 0   | -1  | 0   | 5           | 4  | 0 | 0  | 0      | 2   | 23 | 6  | 5  | 11  | 4   |
| NICO HISCHIER      | 2       | 0 | 1 | 1   | -4  | 0   | 8           | 11 | 3 | 3  | 6      | 4   | 11 | 3  | 3  | 6   | 4   |
| JACK HUGHES        | 2       | 1 | 1 | 2   | -2  | 4   | 13          | 7  | 3 | 5  | 8      | 4   | 7  | 3  | 5  | 8   | 4   |
| LUKE HUGHES        | 2       | 0 | 2 | 2   | -2  | 0   | 6           | 2  | 0 | 2  | 2      | 0   | 2  | 0  | 2  | 2   | 0   |
| CURTIS LAZAR       | 2       | 0 | 1 | 1   | 1   | 17  | 6           | 2  | 0 | 1  | 1      | 17  | 12 | 1  | 1  | 2   | 24  |
| TIMO MEIER         | 2       | 1 | 0 | 1   | -3  | 0   | 13          | 2  | 1 | 0  | 1      | 0   | 30 | 15 | 13 | 28  | 14  |
| DAWSON MERCER      | 2       | 0 | 0 | 0   | -2  | 0   | 2           | 6  | 1 | 1  | 2      | 0   | 6  | 1  | 1  | 2   | 0   |
| SIMON NEMEC        | 2       | 0 | 0 | 0   | -3  | 0   | 5           | 2  | 0 | 0  | 0      | 0   | 2  | 0  | 0  | 0   | 0   |
| ONDREJ PALAT       | 2       | 0 | 0 | 0   | -2  | 0   | 4           | 4  | 1 | 0  | 1      | 0   | 15 | 3  | 3  | 6   | 4   |
| JONAS SIEGENTHALER | 2       | 0 | 0 | 0   | -1  | 0   | 4           | 4  | 0 | 1  | 1      | 2   | 8  | 0  | 1  | 1   | 4   |

Also with career statistics vs. Ducks: JAKE ALLEN (13-0-1-1-0 CAREER/0-0-0-0-0 WITH DEVILS, JACOB MARKSTROM (20-0-0-0-6/0-0-0-0-0); PAUL COTTER (5-1-2-3-0/0-0-0-0-0); NICK DESIMONE (1-1-0-1-0/0-0-0-0-0); BRENDEN DILLON (41-2-8-10-39/0-0-0-0-0), NOLAN FOOTE (1-0-0-0-0), JOHNATHAN KOVACEVIC (4-0-1-1-9), KURTIS MACDERMID (19-2-0-2-56/0-0-0-0-0), STEFAN NOESEN (9-5-2-7-2/3-2-1-3-0); BRETT PESCE (15-2-3-5-4/0-0-0-0-0), TOMAS TATAR (19-7-6-13-4/4-1-1-2-2).

GOALTENDING HISTORY vs. DUCKS

| GOALTENDER      | 2023-24 |    |    |      |   |   | WITH DEVILS |     |    |    |      |   | CAREER |    |      |    |    |      |   |   |    |
|-----------------|---------|----|----|------|---|---|-------------|-----|----|----|------|---|--------|----|------|----|----|------|---|---|----|
|                 | MIN     | GA | SO | GAA  | W | L | OT          | MIN | GA | SO | GAA  | W | L      | OT | MIN  | GA | SO | GAA  | W | L | OT |
| JAKE ALLEN      | -       | -  | -  | -    | - | - | -           | -   | -  | -  | -    | - | -      | -  | 739  | 23 | 1  | 1.87 | 8 | 4 | 0  |
| NICO DAWS       | 39      | 4  | 0  | 6.13 | 0 | 1 | 0           | 103 | 5  | 0  | 2.90 | 1 | 1      | 0  | 103  | 5  | 0  | 2.90 | 1 | 1 | 0  |
| JACOB MARKSTROM | -       | -  | -  | -    | - | - | -           | -   | -  | -  | -    | - | -      | -  | 1074 | 42 | 2  | 2.34 | 8 | 7 | 2  |

| YEAR          | HOME W-L-O/T  | ROAD W-L-O/T  | TOTAL W-L-O/T  | GF-GA          | SF-SA            | PIM            | PP/PK                |
|---------------|---------------|---------------|----------------|----------------|------------------|----------------|----------------------|
| 1993-94       | 1-0-0         | 1-0-0         | 2-0-0          | 10-3           | 67-41            | 22-40          | 3-12/1-8             |
| 1994-95       | 0-0-0         | 0-0-0         | 0-0-0          | 0-0            | 0-0              | 0-0            | 0-0/0-0              |
| 1995-96       | 0-1-0         | 0-1-0         | 0-2-0          | 3-10           | 56-50            | 22-24          | 0-6/1-5              |
| 1996-97       | 1-0-0         | 0-1-0         | 1-1-0          | 6-6            | 76-52            | 25-49          | 1-9/0-7              |
| 1997-98       | 1-0-0         | 0-1-0         | 1-1-0          | 3-2            | 57-44            | 21-15          | 0-5/0-8              |
| 1998-99       | 1-0-0         | 1-0-0         | 2-0-0          | 11-4           | 64-49            | 37-37          | 3-8/1-8              |
| 1999-00       | 1-0-0         | 1-0-0         | 2-0-0          | 5-3            | 59-54            | 21-13          | 2-4/0-4              |
| 2000-01       | 1-0-0         | 1-0-0         | 2-0-0          | 9-4            | 64-52            | 21-35          | 4-8/2-6              |
| 2001-02       | 0-0-0         | 0-1-0         | 0-1-0          | 1-2            | 45-19            | 9-15           | 1-4/1-1              |
| 2002-03       | 1-0-0         | 1-0-0         | 2-0-0          | 6-3            | 61-55            | 22-20          | 0-5/0-6              |
| 2003-04       | 0-0-0         | 0-0-1         | 0-0-1          | 3-3            | 36-36            | 16-10          | 1-4/1-7              |
| 2005-06       | 0-0-0         | 0-0-0         | 0-0-0          | 0-0            | 0-0              | 0-0            | 0-0/0-0              |
| 2006-07       | 0-0-0         | 0-1-0         | 0-1-0          | 2-4            | 25-37            | 17-17          | 1-6/0-6              |
| 2007-08       | 0-1-0         | 0-0-0         | 0-1-0          | 1-2            | 35-24            | 4-10           | 0-5/0-2              |
| 2008-09       | 0-0-0         | 0-1-0         | 0-1-0          | 3-4            | 21-34            | 8-4            | 1-2/0-4              |
| 2009-10       | 1-0-0         | 0-0-0         | 1-0-0          | 3-1            | 25-32            | 12-6           | 0-3/0-6              |
| 2010-11       | 0-0-0         | 1-0-0         | 1-0-0          | 2-1            | 27-28            | 8-8            | 0-4/1-3              |
| 2011-12       | 1-0-0         | 0-0-0         | 1-0-0          | 3-2            | 27-38            | 11-7           | 0-1/0-3              |
| 2012-13       | 0-0-0         | 0-0-0         | 0-0-0          | 0-0            | 0-0              | 0-0            | 0-0/0-0              |
| 2013-14       | 0-0-1         | 1-0-0         | 1-0-1          | 6-6            | 46-49            | 18-14          | 3-7/2-9              |
| 2014-15       | 0-1-0         | 0-1-0         | 0-2-0          | 2-7            | 42-65            | 23-13          | 1-4/1-4              |
| 2015-16       | 0-1-0         | 0-1-0         | 0-2-0          | 2-9            | 47-45            | 6-12           | 0-5/2-3              |
| 2016-17       | 1-0-0         | 0-1-0         | 1-1-0          | 4-4            | 57-47            | 17-25          | 2-10/1-6             |
| 2017-18       | 1-0-0         | 0-1-0         | 1-1-0          | 7-7            | 51-60            | 10-14          | 2-6/1-5              |
| 2018-19       | 0-1-0         | 0-0-1         | 0-1-1          | 7-9            | 66-51            | 11-19          | 1-7/1-3              |
| 2019-20       | 1-0-0         | 1-0-0         | 2-0-0          | 6-1            | 54-61            | 13-19          | 3-7/0-4              |
| 2020-21       |               |               |                | DID NOT PLAY   |                  |                |                      |
| 2021-22       | 1-0-0         | 0-1-0         | 1-1-0          | 2-5            | 68-61            | 18-16          | 0-8/2-9              |
| 2022-23       | 1-0-0         | 1-0-0         | 2-0-0          | 10-4           | 80-53            | 30-34          | 1-5/1-8              |
| 2023-24       | 0-1-0         | 0-1-0         | 0-2-0          | 4-9            | 84-51            | 38-52          | 2-9/1-7              |
| <b>TOTALS</b> | <b>14-6-1</b> | <b>9-12-2</b> | <b>23-18-3</b> | <b>121-115</b> | <b>1340-1188</b> | <b>460-518</b> | <b>32-154/19-141</b> |

# ANAHEIM DUCKS

HONDA CENTER • ANAHEIM, CA  
(714) 940-2900 • Fax (714) 940-2953  
anaheimducks.com



DUCKS VS. DEVILS

|   |  |
|---|--|
| <b>General Manager</b> .....                      | Pat Verbeck                            |
| <b>Special Advisor to Hockey Operations</b> ..... | Scott Niedermayer                      |
| <b>Assistant General Manager</b> .....            | Jeff Solomon                           |
| <b>Assistant General Manager</b> .....            | Martin Madden                          |
| <b>Head Coach</b> .....                           | Greg Cronin                            |
| <b>Assistant Coaches</b> .....                    | Brent Thompson, Tim Amy, Richard Clune |
| <b>Goaltending Coach</b> .....                    | Peter Budaj                            |

## 2023-24 LEADERS


|                      |                   |                   |                    |
|----------------------|-------------------|-------------------|--------------------|
| <b>Goals</b> .....   | Frank Vatrano, 37 | <b>PIM</b> .....  | R. Gudas, 128      |
| <b>Assists</b> ..... | Troy Terry, 34    | <b>GAA</b> .....  | Lukas Dostal, 3.33 |
| <b>Points</b> .....  | F. Vatrano, 60    | <b>Wins</b> ..... | Lukas Dostal, 14   |
| <b>+/-</b> .....     | Radko Gudas, +14  | <b>ShO</b> .....  | L. Dostal, 1       |

## OTHER INFORMATION

|  |   |
|--|---|
| <b>Leading Scorer vs. NJ</b> .....       | Ryan Getzlaf, 4g-10a-14   |
| <b>Leading Scorer vs. Ana.</b> .....     | Bobby Holik, 7g-9a-16pts  |
| <b>Last Trade</b> .....                  | Devils obtained Sami Vatanen and Anaheim's third-round pick in 2019 Draft for Adam Henrique, Joseph Blandisi and New Jersey's third-round pick in 2018 Draft (Blake McLaughlin) |
| <b>Stanley Cups</b> .....                | 1 (2006-07)   |
| <b>2024-2025 Schedule vs. Ana.</b> ..... | Oct. 27 @ NJD & Dec. 31 @ ANA   |



**CRONIN**



**ZEGRAS**

## INDIVIDUAL SCORING vs. DEVILS

| PLAYER           | 2023-24 |   |   |     |     |     |   |    | CAREER |    |     |     |
|------------------|---------|---|---|-----|-----|-----|---|----|--------|----|-----|-----|
|                  | GP      | G | A | PTS | +/- | PIM | S | GP | G      | A  | PTS | PIM |
| LUKAS DOSTAL     | 2       | 0 | 0 | 0   | -   | 0   | 0 | 2  | 0      | 0  | 0   | 0   |
| CAM FOWLER       | 1       | 0 | 2 | 2   | 1   | 0   | 2 | 18 | 1      | 11 | 12  | 8   |
| BO GROULX        | 1       | 0 | 0 | 0   | 0   | 0   | 0 | 1  | 0      | 0  | 0   | 2   |
| JOHN GIBSON      | 1       | 0 | 0 | 0   | -   | 0   | 0 | 9  | 0      | 0  | 0   | 2   |
| RADKO GUDAS      | 2       | 0 | 1 | 1   | 1   | 5   | 2 | 27 | 2      | 7  | 9   | 67  |
| ROSS JOHNSTON    | 2       | 0 | 0 | 0   | -1  | 17  | 0 | 13 | 0      | 0  | 0   | 25  |
| ALEX KILLORN     | 2       | 1 | 2 | 3   | 4   | 2   | 3 | 29 | 12     | 4  | 16  | 8   |
| JACKSON LACOMBE  | 2       | 0 | 2 | 2   | 2   | 0   | 1 | 2  | 0      | 2  | 2   | 0   |
| BRETT LEASON     | 2       | 0 | 0 | 0   | -1  | 0   | 0 | 5  | 0      | 0  | 0   | 0   |
| GUSTAV LINDSTROM | 1       | 0 | 1 | 1   | 1   | 4   | 0 | 9  | 0      | 1  | 1   | 6   |
| ISAC LUNDESTROM  | 1       | 0 | 0 | 0   | 0   | 0   | 0 | 5  | 1      | 1  | 2   | 0   |
| MASON MCTAVISH   | 1       | 0 | 1 | 1   | 1   | 0   | 1 | 3  | 0      | 2  | 2   | 2   |
| PAVEL MINTYUKOV  | 2       | 0 | 2 | 2   | 3   | 2   | 6 | 2  | 0      | 2  | 2   | 2   |
| RYAN STROME      | 2       | 0 | 0 | 0   | 1   | 2   | 2 | 40 | 15     | 15 | 30  | 20  |
| TROY TERRY       | 2       | 1 | 2 | 3   | 4   | 2   | 3 | 7  | 5      | 4  | 9   | 4   |
| URHO VAAKANAINEN | 2       | 0 | 0 | 0   | 0   | 2   | 1 | 5  | 0      | 0  | 0   | 4   |
| FRANK VATRANO    | 2       | 2 | 0 | 2   | 2   | 4   | 9 | 19 | 4      | 2  | 6   | 12  |
| OLEN ZELLWEGER   | 1       | 0 | 0 | 0   | 1   | 0   | 2 | 1  | 0      | 0  | 0   | 0   |

Also with career statistics vs. Devils: BRIAN DUMOULIN (38-3-9-12-12), ROBBY FABBRI (11-4-3-7-2), JANSEN HARKINS (2-0-1-1-0), TREVOR ZEGRAS (4-1-0-1-2).

## GOALTENDING HISTORY vs. DEVILS

| GOALTENDER   | 2023-24 |    |    |      |   |   | CAREER |     |    |    |      |   |   |    |
|--------------|---------|----|----|------|---|---|--------|-----|----|----|------|---|---|----|
|              | MIN     | GA | SO | GAA  | W | L | OT     | MIN | GA | SO | GAA  | W | L | OT |
| LUKAS DOSTAL | 80      | 3  | 0  | 2.25 | 1 | 0 | 0      | 80  | 3  | 0  | 2.25 | 1 | 0 | 0  |
| JOHN GIBSON  | 40      | 1  | 0  | 1.50 | 1 | 0 | 0      | 476 | 18 | 1  | 2.27 | 6 | 3 | 0  |



ALL-TIME RECORD

| DEVILS        | GP  | W  | L  | O/T | OTL | PTS | GF  | GA  |
|---------------|-----|----|----|-----|-----|-----|-----|-----|
| at New Jersey | 178 | 59 | 90 | 29  | -   | 147 | 453 | 587 |
| at Boston     | 87  | 30 | 42 | 15  | -   | 75  | 208 | 267 |
|               | 91  | 29 | 48 | 14  | -   | 72  | 241 | 315 |

2023-24 SUMMARY

|            | GP | W | L | OT | PTS | GF | GA | SF | SA | PIM | PP         | SHG |
|------------|----|---|---|----|-----|----|----|----|----|-----|------------|-----|
| NEW JERSEY | 3  | 1 | 2 | 0  | 2   | 4  | 9  | 99 | 91 | 16  | 1-5, 20%   | 0   |
| BOSTON     | 3  | 2 | 0 | 1  | 5   | 9  | 4  | 91 | 99 | 12  | 3-7, 42.9% | 0   |

| DATE     | GAME# | RES | SCORE | LOCATION | GOALTENDER      | W/D GOAL  |
|----------|-------|-----|-------|----------|-----------------|-----------|
| 12/13/23 | 27    | Wot | 2-1   | @DEVILS  | VANECEK/Swayman | J. HUGHES |
| 12/30/23 | 35    | L   | 5-2   | @Boston  | VANECEK/Ullmark | Pastrnak  |
| 1/15/24  | 41    | L   | 3-0   | @Boston  | DAWS/Swayman    | Coyle     |

INDIVIDUAL SCORING vs. BRUINS

| PLAYER             | 2023-24 |   |   |     |     | WITH DEVILS |    |    |   |   | CAREER |     |    |   |    |     |     |    |
|--------------------|---------|---|---|-----|-----|-------------|----|----|---|---|--------|-----|----|---|----|-----|-----|----|
|                    | GP      | G | A | PTS | +/- | PIM         | S  | GP | G | A | PTS    | PIM | GP | G | A  | PTS | PIM |    |
| NATHAN BASTIAN     | 3       | 0 | 0 | 0   | -1  | 0           | 5  | 12 | 1 | 0 | 1      | 4   | 12 | 1 | 0  | 1   | 4   | 4  |
| SHANE BOWERS       | 1       | 0 | 0 | 0   | 0   | 0           | 1  | 1  | 0 | 0 | 0      | 0   | 1  | 0 | 0  | 0   | 0   | 0  |
| JESPER BRATT       | 3       | 0 | 2 | 2   | 2   | 0           | 11 | 23 | 4 | 7 | 11     | 4   | 23 | 4 | 7  | 11  | 4   | 4  |
| NICO DAWS          | 1       | 0 | 0 | 0   | -   | 0           | 0  | 2  | 0 | 0 | 0      | 0   | 2  | 0 | 0  | 0   | 0   | 0  |
| ERIK HAULA         | 3       | 0 | 1 | 1   | -4  | 0           | 9  | 5  | 0 | 1 | 1      | 2   | 13 | 0 | 3  | 3   | 6   | 6  |
| NICO HISCHIER      | 3       | 1 | 0 | 1   | -3  | 0           | 7  | 18 | 3 | 8 | 11     | 2   | 18 | 3 | 8  | 11  | 2   | 2  |
| JACK HUGHES        | 2       | 1 | 1 | 2   | 1   | 0           | 8  | 18 | 3 | 9 | 12     | 0   | 18 | 3 | 9  | 12  | 0   | 0  |
| LUKE HUGHES        | 3       | 1 | 0 | 1   | -2  | 0           | 6  | 3  | 1 | 0 | 1      | 0   | 3  | 1 | 0  | 1   | 0   | 0  |
| CURTIS LAZAR       | 2       | 0 | 0 | 0   | 0   | 0           | 2  | 2  | 0 | 0 | 0      | 0   | 15 | 1 | 0  | 1   | 9   | 9  |
| TIMO MEIER         | 2       | 0 | 0 | 0   | -1  | 0           | 7  | 3  | 0 | 0 | 0      | 2   | 13 | 4 | 0  | 4   | 15  | 15 |
| DAWSON MERCER      | 3       | 1 | 0 | 1   | -2  | 0           | 6  | 9  | 2 | 1 | 3      | 2   | 9  | 2 | 1  | 3   | 2   | 2  |
| SIMON NEMEC        | 3       | 0 | 0 | 0   | -3  | 2           | 1  | 3  | 0 | 0 | 0      | 2   | 3  | 0 | 0  | 0   | 0   | 2  |
| ONDREJ PALAT       | 2       | 0 | 0 | 0   | -2  | 0           | 5  | 3  | 0 | 1 | 1      | 0   | 34 | 5 | 12 | 17  | 8   | 8  |
| JONAS SIEGENTHALER | 2       | 0 | 0 | 0   | -1  | 0           | 4  | 8  | 0 | 0 | 0      | 4   | 14 | 0 | 2  | 2   | 6   | 6  |
| MAX WILLMAN        | 1       | 0 | 0 | 0   | 0   | 0           | 2  | 1  | 0 | 0 | 0      | 2   | 4  | 0 | 0  | 0   | 0   | 8  |

Also with career statistics vs. Bruins: JAKE ALLEN (12-0-0-0-0 CAREER/0-0-0-0-0 WITH DEVILS), JACOB MARKSTROM (13-0-1-1-1-0/0-0-0-0-0); PAUL COTTER (4-3-0-3-2/0-0-0-0-0); NICK DESIMONE (1-0-0-0-2/0-0-0-0-0); BRENDEN DILLON (26-0-3-3-17/0-0-0-0-0); JOHNATHAN KOVACEVIC (6-1-0-1-10/0-0-0-0-0); KURTIS MACDERMID (7-1-0-1-1-4/0-0-0-0-0); STEFAN NOESEN (12-1-2-3-4/5-0-1-1-2); BRETT PESCE (22-1-5-6-6/0-0-0-0-0); TOMAS TATAR (35-12-10-22-2/6-2-2-4-0).

GOALTENDING HISTORY vs. BRUINS

| GOALTENDER      | 2023-24 |    |    |      |        | WITH DEVILS |    |    |      |        | CAREER |    |    |      |        |   |
|-----------------|---------|----|----|------|--------|-------------|----|----|------|--------|--------|----|----|------|--------|---|
|                 | MIN     | GA | SO | GAA  | W L OT | MIN         | GA | SO | GAA  | W L OT | MIN    | GA | SO | GAA  | W L OT |   |
| JAKE ALLEN      | -       | -  | -  | -    | -      | -           | -  | -  | -    | -      | -      | -  | -  | -    | -      | - |
| NICO DAWS       | 58      | 2  | 0  | 2.07 | 0 1 0  | 87          | 7  | 0  | 4.82 | 0 2 0  | 87     | 7  | 0  | 4.82 | 0 2 0  |   |
| JACOB MARKSTROM | -       | -  | -  | -    | -      | -           | -  | -  | -    | -      | 755    | 35 | 0  | 2.78 | 6 5 1  |   |

| YEAR          | HOME W-L-O/T    | ROAD W-L-O/T    | TOTAL W-L-O/T   | GF-GA          | SF-SA            | PIM              | PP/PK                 |
|---------------|-----------------|-----------------|-----------------|----------------|------------------|------------------|-----------------------|
| 1982-83       | 0-0-2           | 0-1-0           | 0-1-2           | 6-9            | 51-107           | 30-16            | 0-8/3-15              |
| 1983-84       | 0-1-0           | 1-1-0           | 1-2-0           | 8-12           | 53-99            | 84-88            | 4-17/3-15             |
| 1984-85       | 0-2-0           | 0-1-0           | 0-3-0           | 9-15           | 81-89            | 52-54            | 3-13/1-12             |
| 1985-86       | 0-1-0           | 0-2-0           | 0-3-0           | 9-18           | 78-78            | 54-58            | 4-14/4-16             |
| 1986-87       | 1-1-0           | 0-0-1           | 1-1-1           | 12-16          | 80-112           | 83-83            | 2-13/6-18             |
| 1987-88       | 0-1-0           | 1-1-0           | 1-2-0           | 11-16          | 98-64            | 49-51            | 1-15/4-14             |
| 1988-89       | 0-1-1           | 0-1-0           | 0-2-1           | 8-14           | 89-95            | 99-103           | 1-16/4-19             |
| 1989-90       | 1-0-0           | 0-1-1           | 1-1-1           | 10-10          | 86-104           | 52-75            | 1-12/2-11             |
| 1990-91       | 1-1-0           | 0-0-1           | 1-1-1           | 10-10          | 82-82            | 51-45            | 3-17/2-13             |
| 1991-92       | 1-0-0           | 1-1-0           | 2-1-0           | 10-10          | 90-100           | 45-55            | 0-11/3-16             |
| 1992-93       | 0-1-0           | 1-2-0*          | 1-3-0           | 14-16          | 116-124          | 60-50            | 0-15/6-20             |
| 1993-94       | 1-1-0           | 1-1-0           | 2-2-0           | 17-17          | 89-138           | 81-91            | 2-19/6-17             |
| 1994-95       | 1-1-0           | 0-2-0           | 1-3-0           | 8-14           | 125-118          | 120-103          | 0-14/4-17             |
| 1995-96       | 0-2-0           | 0-1-1           | 0-3-1           | 7-11           | 136-124          | 57-51            | 1-13/3-11             |
| 1996-97       | 2-0-0           | 1-1-0           | 3-1-0           | 15-11          | 158-107          | 87-76            | 1-15/2-10             |
| 1997-98       | 1-0-1           | 1-0-1           | 2-0-2           | 7-4            | 108-100          | 51-44            | 3-10/2-11             |
| 1998-99       | 1-1-0           | 1-0-1           | 2-1-1           | 9-8            | 125-110          | 47-27            | 2-8/1-13              |
| 1999-00       | 1-0-1           | 0-1-1           | 1-1-2           | 10-11          | 137-119          | 58-50            | 2-10/4-14             |
| 2000-01       | 1-1-0           | 1-1-0           | 2-2-0           | 15-13          | 131-124          | 56-48            | 2-13/3-12             |
| 2001-02       | 1-1-0           | 1-1-0           | 2-2-0           | 12-12          | 93-120           | 43-39            | 1-15/4-17             |
| 2002-03       | 1-0-1           | 1-1-0           | 2-1-1           | 8-7            | 116-116          | 39-29            | 1-9/0-9               |
| 2003-04       | 0-2-0           | 1-0-1           | 1-2-1           | 11-13          | 112-121          | 47-55            | 7-22/4-18             |
| 2005-06       | 2-0-0           | 2-0-0           | 4-0-0           | 15-10          | 126-120          | 30-58            | 3-23/1-14             |
| 2006-07       | 1-1-0           | 1-1-0           | 2-2-0           | 12-11          | 122-113          | 47-45            | 3-17/4-13             |
| 2007-08       | 2-0-0           | 1-1-0           | 3-1-0           | 13-10          | 132-98           | 36-36            | 3-12/3-13             |
| 2008-09       | 1-1-0           | 1-1-0           | 2-2-0           | 6-9            | 115-112          | 40-34            | 1-11/2-14             |
| 2009-10       | 1-0-1           | 2-0-0           | 3-0-1           | 7-5            | 117-135          | 43-29            | 0-7/0-9               |
| 2010-11       | 1-1-0           | 0-2-0           | 1-3-0           | 5-13           | 123-115          | 39-25            | 1-10/2-17             |
| 2011-12       | 0-2-0           | 0-1-1           | 0-3-1           | 8-18           | 123-114          | 33-49            | 2-12/2-9              |
| 2012-13       | 0-1-0           | 0-1-1           | 0-2-1           | 5-8            | 94-72            | 32-33            | 1-13/1-7              |
| 2013-14       | 1-1-0           | 1-0-0           | 2-1-0           | 9-9            | 87-77            | 19-33            | 6-13/3-6              |
| 2014-15       | 0-0-1           | 0-2-0           | 0-2-1           | 4-10           | 73-100           | 21-15            | 1-3/2-6               |
| 2015-16       | 1-1-0           | 0-0-1           | 1-1-1           | 4-7            | 65-110           | 25-31            | 2-9/1-6               |
| 2016-17       | 1-0-0           | 0-2-0           | 1-2-0           | 6-5            | 72-98            | 29-27            | 1-10/1-11             |
| 2017-18       | 0-1-1           | 0-1-0           | 0-2-1           | 7-10           | 119-80           | 25-25            | 5-15/2-9              |
| 2018-19       | 0-1-0           | 1-1-0           | 1-2-0           | 6-8            | 75-99            | 12-14            | 2-7/1-6               |
| 2019-20       | 1-1-0           | 0-1-0           | 1-2-0           | 3-10           | 101-90           | 16-20            | 2-7/1-6               |
| 2020-21       | 2-1-1           | 3-0-1           | 5-1-2           | 17-15          | 209-298          | 62-72            | 2-7/1-6               |
| 2021-22       | 0-1-0           | 0-2-0           | 0-3-0           | 6-18           | 81-110           | 31-33            | 0-4/2-6               |
| 2022-23       | 0-2-0           | 0-1-0           | 0-3-0           | 5-9            | 101-133          | 17-23            | 1-7/1-5               |
| 2023-24       | 1-0-0           | 0-2-0           | 1-2-0           | 4-9            | 99-91            | 16-12            | 1-5/3-7               |
| <b>TOTALS</b> | <b>29-33-10</b> | <b>24-37-14</b> | <b>53-70-24</b> | <b>365-456</b> | <b>4268-4516</b> | <b>1915-1915</b> | <b>71-516/111-507</b> |

\*Includes neutral site loss @ Providence, RI.

# BOSTON BRUINS

TD GARDEN • BOSTON, MA  
(617) 624-1900 • Fax (617) 523-7184  
bostonbruins.com



|   |                                   |
|---|-----------------------------------|
| <b>President/Alternate Governor</b> .....               | Cam Neely                         |
| <b>General Manager</b> .....                            | Don Sweeney                       |
| <b>Senior Advisor to GM</b> .....                       | Scott Bradley                     |
| <b>Assistant General Manager</b> .....                  | Evan Gold                         |
| <b>Assistant General Manager-Player Personnel</b> ..... | Jamie Lagenbrunner                |
| <b>Head Coach</b> .....                                 | Jim Montgomery                    |
| <b>Assistant Coaches</b> .....                          | Chris Kelly, Jay Leach, Joe Sacco |
| <b>Goaltending Coach</b> .....                          | Bob Essensa                       |

## 2023-24 LEADERS

|                      |                     |                   |                      |
|----------------------|---------------------|-------------------|----------------------|
| <b>Goals</b> .....   | David Pastrnak, 47  | <b>PIM</b> .....  | Charlie McAvoy, 86   |
| <b>Assists</b> ..... | David Pastrnak, 63  | <b>GAA</b> .....  | Jeremy Swayman, 2.53 |
| <b>Points</b> .....  | David Pastrnak, 110 | <b>Wins</b> ..... | J. Swayman, 25       |
|                      |                     | <b>ShO</b> .....  | J. Swayman, 3        |

## OTHER INFORMATION

|  |   |
|--|---|
| <b>Leading Scorer vs. NJ</b> .....       | Ray Bourque, 16g-51a-67pts                  |
| <b>Leading Scorer vs. Bos.</b> .....     | Patrik Elias, 24g-22a-46pts                 |
| <b>Last Trade</b> .....                  | Shane Bowers in exchange for Reilly Walsh.  |
| <b>Stanley Cups</b> .....                | 6 (last time 2010-11)                       |
| <b>2024-2025 Schedule vs. Bos.</b> ..... | Jan. 22 @ NJD, Apr. 8 @ NJD & Apr. 15 @ BOS |



**MONTGOMERY**



**PASTRNAK**

## INDIVIDUAL SCORING vs. DEVILS

| PLAYER              | 2023-24 |   |   |     |     |     |    |    | CAREER |    |     |     |
|---------------------|---------|---|---|-----|-----|-----|----|----|--------|----|-----|-----|
|                     | GP      | G | A | PTS | +/- | PIM | S  | GP | G      | A  | PTS | PIM |
| JOHN BEECHER        | 2       | 0 | 0 | 0   | 0   | 0   | 2  | 2  | 0      | 0  | 0   | 0   |
| BRANDON CARLO       | 2       | 0 | 1 | 1   | 1   | 2   | 3  | 25 | 2      | 2  | 4   | 10  |
| CHARLIE COYLE       | 3       | 1 | 2 | 3   | 3   | 0   | 5  | 33 | 1      | 8  | 9   | 18  |
| TRENT FREDERIC      | 3       | 1 | 0 | 1   | 1   | 2   | 6  | 15 | 3      | 1  | 4   | 7   |
| MORGAN GEEKIE       | 3       | 1 | 1 | 2   | 1   | 0   | 6  | 7  | 1      | 1  | 2   | 0   |
| HAMPUS LINDHOLM     | 3       | 0 | 0 | 0   | 1   | 0   | 3  | 28 | 4      | 13 | 17  | 2   |
| MASON LOHREI        | 3       | 0 | 0 | 0   | 0   | 2   | 4  | 3  | 0      | 0  | 0   | 2   |
| BRAD MARCHAND       | 3       | 0 | 4 | 4   | 1   | 0   | 4  | 48 | 15     | 26 | 41  | 24  |
| CHARLIE MCAVOY      | 2       | 0 | 2 | 2   | 1   | 2   | 4  | 22 | 1      | 8  | 9   | 26  |
| GEORGII MERKULOV    | 1       | 0 | 0 | 0   | 0   | 0   | 0  | 1  | 0      | 0  | 0   | 0   |
| DAVID PASTRNAK      | 3       | 3 | 2 | 5   | 0   | 2   | 16 | 30 | 11     | 19 | 30  | 8   |
| JEREMY SWAYMAN      | 2       | 0 | 0 | 0   | -   | 0   | 0  | 3  | 0      | 0  | 0   | 2   |
| PARKER WOTHERSPOON1 | 0       | 0 | 0 | 0   | 1   | 0   | 1  | 1  | 0      | 0  | 0   | 0   |
| PAVEL ZACHA         | 2       | 0 | 0 | 0   | 1   | 0   | 3  | 5  | 3      | 1  | 4   | 0   |

Also with career statistics vs. Devils: JOONAS KORPISALO (10-0-0-0-2), PATRICK BROWN (7-0-0-0-2), MAX JONES (7-1-1-2-2), MARK KASTELIC (7-1-2-3-7), VINNI LETTIERI (5-0-2-2-0), JORDAN OESTERLE (8-0-0-0-0), ANDREW PEEKE (10-1-1-2-2), NIKITA ZADOROV (15-1-0-1-11)

## GOALTENDING HISTORY vs. DEVILS

| GOALTENDER       | MIN | 2023-24 |    |      |   |   | MIN | GA  | CAREER |    |      |   |   |    |
|------------------|-----|---------|----|------|---|---|-----|-----|--------|----|------|---|---|----|
|                  |     | GA      | SO | GAA  | W | L |     |     | OT     | SO | GAA  | W | L | OT |
| JEREMY SWAYMAN   | 122 | 2       | 1  | 0.98 | 1 | 0 | 1   | 182 | 4      | 1  | 1.31 | 2 | 0 | 1  |
| JOONAS KORPISALO | -   | -       | -  | -    | - | - | -   | 583 | 22     | 0  | 2.26 | 6 | 4 | 0  |



ALL-TIME RECORD

| DEVILS        | GP  | W  | L  | O/T | OTL | PTS | GF  | GA  |
|---------------|-----|----|----|-----|-----|-----|-----|-----|
| at New Jersey | 176 | 74 | 76 | 36  | -   | 174 | 514 | 565 |
| at Buffalo    | 87  | 39 | 36 | 12  | -   | 90  | 245 | 254 |
|               | 89  | 35 | 40 | 14  | -   | 84  | 264 | 303 |

2023-24 SUMMARY

|            | GP | W | L | OT | PTS | GF | GA | SF  | SA  | PIM | PP       | SHG |
|------------|----|---|---|----|-----|----|----|-----|-----|-----|----------|-----|
| NEW JERSEY | 3  | 2 | 1 | 0  | 4   | 14 | 11 | 106 | 75  | 27  | 2-8, 25% | 1   |
| BUFFALO    | 3  | 1 | 2 | 0  | 2   | 11 | 14 | 75  | 106 | 36  | 2-4, 50% | 0   |

| DATE     | GAME# | RES | SCORE | LOCATION  | GOALTENDERS               | W/D GOAL |
|----------|-------|-----|-------|-----------|---------------------------|----------|
| 10/27/23 | 7     | W   | 5-4   | @ DEVILS  | VANECEK/Luukkonen, Cormie | HAULA    |
| 11/25/23 | 19    | W   | 7-2   | @ DEVILS  | VANECEK/Cormie, Levi      | HISCHIER |
| 3/29/24  | 74    | L   | 5-2   | @ Buffalo | ALLEN/Levi                | Thompson |

INDIVIDUAL SCORING vs. SABRES

| PLAYER             | 2023-24 |   |   |     |     |     | WITH DEVILS |    |   |    |     |     | CAREER |    |    |     |     |  |
|--------------------|---------|---|---|-----|-----|-----|-------------|----|---|----|-----|-----|--------|----|----|-----|-----|--|
|                    | GP      | G | A | PTS | +/- | PIM | S           | GP | G | A  | PTS | PIM | GP     | G  | A  | PTS | PIM |  |
| JAKE ALLEN         | 1       | 0 | 0 | 0   | -   | 0   | 0           | 1  | 0 | 0  | 0   | 0   | 14     | 0  | 1  | 1   | 2   |  |
| NATHAN BASTIAN     | 2       | 0 | 0 | 0   | -2  | 0   | 4           | 12 | 0 | 5  | 5   | 2   | 13     | 0  | 5  | 5   | 2   |  |
| JESPER BRATT       | 3       | 2 | 2 | 4   | 2   | 0   | 9           | 24 | 8 | 16 | 24  | 0   | 24     | 8  | 16 | 24  | 0   |  |
| NICK DESIMONE      | 1       | 0 | 0 | 0   | 0   | 0   | 2           | 1  | 0 | 0  | 0   | 0   | 1      | 0  | 0  | 0   | 0   |  |
| DOUGIE HAMILTON    | 2       | 0 | 2 | 2   | 1   | 2   | 4           | 8  | 1 | 5  | 6   | 6   | 30     | 9  | 14 | 23  | 16  |  |
| ERIK HAULA         | 3       | 2 | 1 | 3   | 2   | 0   | 10          | 5  | 2 | 2  | 4   | 2   | 17     | 4  | 4  | 8   | 10  |  |
| NICO HISCHIER      | 3       | 1 | 2 | 3   | -2  | 0   | 3           | 20 | 4 | 12 | 16  | 6   | 20     | 4  | 12 | 16  | 6   |  |
| JACK HUGHES        | 3       | 1 | 1 | 2   | -1  | 0   | 12          | 16 | 7 | 8  | 15  | 0   | 16     | 7  | 8  | 15  | 0   |  |
| LUKE HUGHES        | 3       | 1 | 4 | 5   | -1  | 0   | 11          | 4  | 1 | 4  | 5   | 0   | 4      | 1  | 4  | 5   | 0   |  |
| CURTIS LAZAR       | 2       | 0 | 0 | 0   | -1  | 0   | 1           | 2  | 0 | 0  | 0   | 0   | 23     | 2  | 1  | 3   | 15  |  |
| TIMO MEIER         | 2       | 0 | 2 | 2   | -5  | 0   | 5           | 4  | 0 | 3  | 3   | 0   | 14     | 3  | 8  | 11  | 6   |  |
| DAWSON MERCER      | 3       | 1 | 1 | 2   | 4   | 0   | 6           | 9  | 1 | 2  | 3   | 2   | 9      | 1  | 2  | 3   | 2   |  |
| SIMON NEMEC        | 1       | 0 | 0 | 0   | 0   | 0   | 1           | 1  | 0 | 0  | 0   | 0   | 1      | 0  | 0  | 0   | 0   |  |
| ONDREJ PALAT       | 3       | 1 | 1 | 2   | 0   | 17  | 6           | 5  | 1 | 1  | 2   | 19  | 34     | 11 | 16 | 27  | 23  |  |
| JONAS SIEGENTHALER | 2       | 0 | 0 | 0   | 3   | 0   | 0           | 7  | 1 | 0  | 1   | 7   | 13     | 1  | 0  | 1   | 11  |  |
| MAX WILLMAN        | 1       | 1 | 0 | 1   | 1   | 0   | 1           | 1  | 1 | 0  | 1   | 0   | 2      | 1  | 0  | 1   | 0   |  |

Also with career statistics vs. Sabres: JACOB MARKSTROM (12-0-1-1-1-0 CAREER/0-0-0-0-0-0 WITH DEVILS); PAUL COTTER (3-1-4-5-0/0-0-0-0); BRENDEN DILLON (27-2-4-6-24/0-0-0-0-0); NOLAN FOOTE (1-0-0-0-0); KURTIS MACDERMID (1-0-0-0-0/0-0-0-0-0); STEFAN NOESEN (11-3-2-5-10/6-1-1-2-6); BRETT PESCE (20-0-9-9-2/0-0-0-0-0); TOMAS TATAR (35-15-8-23-10/5-3-2-5-0).

GOALTENDING HISTORY vs. SABRES

| GOALTENDER      | 2023-24 |    |    |     |   |   | WITH DEVILS |     |    |    |      |   | CAREER |    |     |    |    |      |   |   |    |
|-----------------|---------|----|----|-----|---|---|-------------|-----|----|----|------|---|--------|----|-----|----|----|------|---|---|----|
|                 | MIN     | GA | SO | GAA | W | L | OT          | MIN | GA | SO | GAA  | W | L      | OT | MIN | GA | SO | GAA  | W | L | OT |
| JAKE ALLEN      | -       | -  | -  | -   | - | - | -           | -   | -  | -  | -    | - | -      | -  | 856 | 35 | 1  | 2.46 | 8 | 5 | 1  |
| NICO DAWS       | -       | -  | -  | -   | - | - | -           | 62  | 1  | 0  | 0.96 | 1 | 0      | 0  | 62  | 1  | 0  | 0.96 | 1 | 0 | 0  |
| JACOB MARKSTROM | -       | -  | -  | -   | - | - | -           | -   | -  | -  | -    | - | -      | -  | 689 | 26 | 1  | 2.26 | 7 | 2 | 2  |

| YEAR          | HOME W-L-O/T   | ROAD W-L-O/T    | TOTAL W-L-O/T   | GF-GA          | SF-SA            | PIM              | PP/PK                 |
|---------------|----------------|-----------------|-----------------|----------------|------------------|------------------|-----------------------|
| 1982-83       | 0-1-1          | 0-1-0           | 0-2-1           | 11-18          | 81-112           | 33-44            | 4-11/4-11             |
| 1983-84       | 0-1-0          | 0-1-1           | 0-2-1           | 8-17           | 85-98            | 30-34            | 1-15/3-12             |
| 1984-85       | 0-2-0          | 0-1-0           | 0-3-0           | 8-12           | 55-88            | 64-68            | 4-18/4-16             |
| 1985-86       | 0-1-0          | 1-1-0           | 1-2-0           | 12-13          | 105-90           | 49-43            | 2-14/4-15             |
| 1986-87       | 1-1-0          | 0-1-0           | 1-2-0           | 9-12           | 79-88            | 62-62            | 4-16/4-15             |
| 1987-88       | 0-1-0          | 0-1-1           | 0-2-1           | 7-14           | 96-102           | 162-128          | 4-17/5-19             |
| 1988-89       | 1-1-0          | 0-1-0           | 1-2-0           | 12-16          | 94-72            | 93-77            | 4-18/7-16             |
| 1989-90       | 1-0-0          | 1-1-0           | 2-1-0           | 13-12          | 104-105          | 39-39            | 3-13/3-12             |
| 1990-91       | 1-0-1          | 0-0-1           | 1-0-2           | 12-8           | 119-83           | 57-49            | 1-15/3-19             |
| 1991-92       | 1-0-1          | 0-1-0           | 1-1-1           | 15-13          | 94-101           | 82-55            | 1-10/4-17             |
| 1992-93       | 1-0-1*         | 1-1-0           | 2-1-1           | 17-13          | 137-117          | 108-98           | 3-15/3-20             |
| 1993-94       | 1-1-0          | 2-0-0           | 3-1-0           | 17-7           | 115-117          | 100-99           | 0-10/3-17             |
| 1994-95       | 1-0-0          | 0-2-0           | 1-2-0           | 7-8            | 82-65            | 70-81            | 1-9/1-11              |
| 1995-96       | 0-2-0          | 1-0-1           | 1-2-1           | 12-13          | 155-97           | 138-127          | 3-19/5-23             |
| 1996-97       | 1-0-1          | 1-1-0           | 2-1-1           | 13-8           | 142-100          | 74-68            | 3-13/2-15             |
| 1997-98       | 2-0-0          | 2-0-0           | 4-0-0           | 14-9           | 122-93           | 75-81            | 4-17/3-19             |
| 1998-99       | 0-1-1          | 2-0-0           | 2-1-1           | 10-8           | 118-113          | 99-95            | 3-14/2-16             |
| 1999-00       | 1-1-0          | 1-1-0           | 2-2-0           | 12-12          | 128-97           | 76-60            | 2-14/3-21             |
| 2000-01       | 0-2-0          | 0-2-0           | 0-4-0           | 3-15           | 110-104          | 52-28            | 1-12/4-19             |
| 2001-02       | 2-0-0          | 0-1-1           | 2-1-1           | 10-6           | 82-85            | 77-78            | 4-15/1-14             |
| 2002-03       | 2-0-0          | 1-0-1           | 3-0-1           | 12-7           | 111-108          | 49-43            | 1-16/2-19             |
| 2003-04       | 2-0-0          | 1-0-1           | 3-0-1           | 19-7           | 112-105          | 71-69            | 5-20/1-16             |
| 2005-06       | 2-0-0          | 1-1-0           | 3-1-0           | 10-9           | 104-109          | 36-36            | 1-13/3-12             |
| 2006-07       | 1-1-0          | 1-1-0           | 2-2-0           | 11-11          | 127-97           | 47-33            | 0-13/0-14             |
| 2007-08       | 2-0-0          | 1-0-1           | 3-0-1           | 9-7            | 116-96           | 20-20            | 1-9/0-9               |
| 2008-09       | 0-2-0          | 2-0-0           | 2-2-0           | 10-11          | 104-127          | 43-39            | 2-13/3-15             |
| 2009-10       | 1-1-0          | 1-0-1           | 2-1-1           | 7-7            | 143-103          | 26-34            | 3-14/1-10             |
| 2010-11       | 0-1-1          | 1-1-0           | 1-2-1           | 6-13           | 124-123          | 25-25            | 1-10/1-10             |
| 2011-12       | 1-0-1          | 2-0-0           | 3-0-1           | 13-7           | 103-99           | 44-52            | 4-15/2-11             |
| 2012-13       | 1-0-0          | 0-0-2           | 1-0-2           | 8-9            | 103-74           | 33-37            | 2-13/1-12             |
| 2013-14       | 1-0-0          | 0-1-1           | 1-1-1           | 4-5            | 81-64            | 34-28            | 2-8/3-11              |
| 2014-15       | 2-0-0          | 1-0-0           | 3-0-0           | 9-3            | 90-75            | 23-21            | 1-8/2-9               |
| 2015-16       | 0-1-0          | 2-0-0           | 2-1-0           | 7-6            | 68-72            | 24-18            | 1-9/3-12              |
| 2016-17       | 2-0-0          | 1-0-0           | 3-0-0           | 8-4            | 109-72           | 19-39            | 2-13/1-4              |
| 2017-18       | 0-0-1          | 2-0-0           | 2-0-1           | 12-7           | 97-82            | 27-17            | 1-6/3-12              |
| 2018-19       | 2-0-0          | 0-1-0           | 2-1-0           | 8-7            | 66-114           | 26-30            | 3-9/0-7               |
| 2019-20       | 0-1-0          | 0-1-0           | 0-1-0           | 3-14           | 65-68            | 26-26            | 1-6/4-6               |
| 2020-21       | 1-3-0          | 3-0-1           | 4-3-1           | 27-26          | 275-242          | 48-56            | 7-27/9-23             |
| 2021-22       | 1-1-0          | 1-0-0           | 2-1-0           | 8-9            | 112-75           | 17-35            | 2-9/1-4               |
| 2022-23       | 1-0-0          | 1-1-0           | 2-1-0           | 13-8           | 105-98           | 14-12            | 1-6/1-7               |
| 2023-24       | 2-0-0          | 0-1-0           | 2-1-0           | 14-11          | 106-75           | 27-36            | 2-8/2-4               |
| <b>TOTALS</b> | <b>38-25-9</b> | <b>34-26-13</b> | <b>72-51-22</b> | <b>433-415</b> | <b>4359-3937</b> | <b>2221-2124</b> | <b>95-532/111-553</b> |

\*Includes neutral site win @ Hamilton, Ont.

# BUFFALO SABRES

KEYBANK CENTER • BUFFALO, NY  
(716) 855-4100 • Fax (716) 855-4122  
sabres.com



SABRES VS. DEVILS

**General Manager** .....Kevyn Adams  
**Associate General Manager** ..... Jason Karmanos  
**Assistant General Manager** ..... Mark Jakobowski  
**Assistant General Manager** ..... Jerry Forton  
**Head Coach** .....Lindy Ruff  
**Assistant Coaches** .....Mike Bales, Matt Ellis, Marty Wilford

## 2023-24 LEADERS

**Goals** .....Tage Thompson, 29      **PIM** .....Connor Clifton, 88  
**Assists** ..... Rasmus Dahlin, 39      **GAA** ...Ukko-Pekka Luukkonen, 2.57  
**Points** ..... R. Dahlin, A. Tuch, 59      **Wins**.....Ukko-Pekka Luukkonen, 27  
**+/-** .....Henri Jokiharju, +14      **ShO** .....Ukko-Pekka Luukkonen, 5

## OTHER INFORMATION

**Leading Scorer vs. NJ** ..... Dave Andreychuk, 17g-22a-39pts  
**Leading Scorer vs. Buf.** .....Patrik Elias, 12g-30a-42pts  
**Last Trade**.....Devils obtain future considerations in exchange for Will Butcher & a 2022 5th-round pick  
**Stanley Cups** .....None  
**2024-2025 Schedule vs. Buf.** .....Oct. 4 & 5 in Prague, CZE, Feb. 2 @ BUF



**RUFF**



**DAHLIN**

## INDIVIDUAL SCORING vs. DEVILS

| PLAYER               | 2023-24 |   |   |     |     |     |   | CAREER |   |    |     |     |
|----------------------|---------|---|---|-----|-----|-----|---|--------|---|----|-----|-----|
|                      | GP      | G | A | PTS | +/- | PIM | S | GP     | G | A  | PTS | PIM |
| ZACH BENSON          | 2       | 0 | 0 | 0   | -2  | 0   | 1 | 2      | 0 | 0  | 0   | 0   |
| JACOB BRYSON         | 1       | 0 | 0 | 0   | 0   | 0   | 0 | 9      | 0 | 1  | 1   | 4   |
| BOWEN BYRAM          | 1       | 0 | 0 | 0   | 2   | 2   | 2 | 6      | 0 | 2  | 2   | 4   |
| CONNOR CLIFTON       | 3       | 0 | 0 | 0   | -5  | 22  | 2 | 16     | 1 | 1  | 2   | 33  |
| DYLAN COZENS         | 3       | 1 | 1 | 2   | -2  | 2   | 3 | 13     | 4 | 2  | 6   | 4   |
| RASMUS DAHLIN        | 3       | 1 | 1 | 2   | 0   | 2   | 3 | 21     | 4 | 16 | 20  | 16  |
| JORDAN GREENWAY      | 2       | 0 | 1 | 1   | 3   | 0   | 5 | 9      | 1 | 1  | 2   | 2   |
| HENRI JOKIHARJU      | 2       | 0 | 2 | 2   | 3   | 0   | 2 | 16     | 1 | 5  | 6   | 6   |
| TYSON JOST           | 3       | 0 | 0 | 0   | -2  | 0   | 1 | 13     | 0 | 1  | 1   | 4   |
| PEYTON KREBS         | 3       | 0 | 0 | 0   | 1   | 0   | 1 | 7      | 0 | 1  | 1   | 2   |
| UKKO-PEKKA LUUKKONEN | 1       | 0 | 0 | 0   | -   | 2   | 0 | 3      | 0 | 0  | 0   | 2   |
| JJ PETERKA           | 3       | 2 | 1 | 3   | 3   | 0   | 8 | 7      | 2 | 3  | 5   | 0   |
| OWEN POWER           | 3       | 0 | 3 | 3   | -1  | 2   | 6 | 7      | 1 | 3  | 4   | 2   |
| JACK QUINN           | 1       | 0 | 0 | 0   | 0   | 0   | 0 | 4      | 1 | 1  | 2   | 0   |
| TAGE THOMPSON        | 2       | 5 | 0 | 5   | 3   | 0   | 8 | 17     | 9 | 5  | 14  | 2   |
| ALEX TUCH            | 3       | 0 | 4 | 4   | 0   | 2   | 5 | 13     | 4 | 12 | 16  | 2   |

Also with career statistics vs. Devils: JAMES REIMER (18-0-1-1-2),NICOLAS AUBE-KUBEL (13-1-3-4-2), KEN CLAGUE (4-1-2-3-2), JOSH DUNNE (1-0-0-0-0), DENNIS GILBERT (4-0-0-0-15), SAM LAFFERTY (14-1-6-7-10), BECK MALENSTYN (6-1-1-2-2), RYAN MCLEOD (6-2-2-4-2), BRETT MURRAY (1-0-0-0-17), JASON ZUCKER (24-1-4-5-15).

## GOALTENDING HISTORY vs. DEVILS

| GOALTENDER           | MIN | 2023-24 |    |      |   |   | CAREER |      |    |    |      |   |   |    |
|----------------------|-----|---------|----|------|---|---|--------|------|----|----|------|---|---|----|
|                      |     | GA      | SO | GAA  | W | L | OT     | MIN  | GA | SO | GAA  | W | L | OT |
| UKKO-PEKKA LUUKKONEN | 28  | 3       | 0  | 6.40 | 0 | 1 | 0      | 146  | 11 | 0  | 4.51 | 1 | 2 | 0  |
| JAMES REIMER         | -   | -       | -  | -    | - | - | -      | 1046 | 45 | 1  | 2.58 | 8 | 6 | 4  |



ALL-TIME RECORD

| DEVILS        | GP | W  | L  | O/T | OTL | PTS | GF  | GA  |
|---------------|----|----|----|-----|-----|-----|-----|-----|
| 112           | 29 | 68 | 15 | -   | -   | 73  | 303 | 433 |
| at New Jersey | 57 | 19 | 34 | 4   | -   | 42  | 153 | 196 |
| at Calgary    | 55 | 10 | 34 | 11  | -   | 31  | 149 | 235 |

2023-24 SUMMARY

|            | GP | W | L | OT | PTS | GF | GA | SF | SA | PIM | PP      | SHG |
|------------|----|---|---|----|-----|----|----|----|----|-----|---------|-----|
| NEW JERSEY | 2  | 1 | 1 | 0  | 2   | 7  | 7  | 70 | 55 | 6   | 0-4, 0% | 1   |
| CALGARY    | 2  | 1 | 1 | 0  | 2   | 7  | 7  | 55 | 70 | 8   | 0-3, 0% | 1   |

| DATE    | GAME# | RES | SCORE | LOCATION  | GOALTENDERS       | W/D GOAL |
|---------|-------|-----|-------|-----------|-------------------|----------|
| 12/9/23 | 25    | W   | 4-2   | @ Calgary | VANECEK/Wolf      | HOLTZ    |
| 2/6/24  | 49    | L   | 5-3   | @ DEVILS  | VANECEK/Markstrom | Kuzmenko |

INDIVIDUAL SCORING vs. FLAMES

| PLAYER             | 2023-24 |   |   |     |     | WITH DEVILS |    |    |   |   | CAREER |     |    |   |   |     |     |
|--------------------|---------|---|---|-----|-----|-------------|----|----|---|---|--------|-----|----|---|---|-----|-----|
|                    | GP      | G | A | PTS | +/- | PIM         | S  | GP | G | A | PTS    | PIM | GP | G | A | PTS | PIM |
| NATHAN BASTIAN     | 2       | 0 | 0 | 0   | -1  | 0           | 0  | 6  | 1 | 1 | 2      | 7   | 6  | 1 | 1 | 2   | 7   |
| JESPER BRATT       | 2       | 1 | 4 | 5   | 3   | 0           | 8  | 8  | 1 | 7 | 8      | 2   | 8  | 1 | 7 | 8   | 2   |
| SANTERI HATAKKA    | 1       | 0 | 0 | 0   | 0   | 0           | 0  | 1  | 0 | 0 | 0      | 0   | 1  | 0 | 0 | 0   | 0   |
| ERIK HAULA         | 2       | 0 | 0 | 0   | -1  | 4           | 3  | 4  | 0 | 0 | 0      | 8   | 22 | 2 | 3 | 5   | 14  |
| NICO HISCHIER      | 2       | 3 | 1 | 4   | 4   | 0           | 11 | 10 | 4 | 7 | 11     | 0   | 10 | 4 | 7 | 11  | 0   |
| JACK HUGHES        | 2       | 0 | 0 | 0   | -3  | 0           | 11 | 6  | 1 | 4 | 5      | 0   | 6  | 1 | 4 | 5   | 0   |
| LUKE HUGHES        | 2       | 0 | 1 | 1   | -1  | 0           | 2  | 2  | 0 | 1 | 1      | 0   | 2  | 0 | 1 | 1   | 0   |
| CURTIS LAZAR       | 2       | 0 | 0 | 0   | -1  | 0           | 1  | 2  | 0 | 0 | 0      | 0   | 10 | 1 | 1 | 2   | 0   |
| TIMO MEIER         | 2       | 0 | 0 | 0   | -3  | 2           | 4  | 2  | 0 | 0 | 0      | 2   | 22 | 7 | 9 | 16  | 16  |
| DAWSON MERCER      | 2       | 0 | 0 | 0   | -2  | 0           | 3  | 6  | 2 | 1 | 3      | 0   | 6  | 2 | 1 | 3   | 0   |
| SIMON NEMEC        | 2       | 0 | 0 | 0   | -1  | 0           | 1  | 2  | 0 | 0 | 0      | 0   | 2  | 0 | 0 | 0   | 0   |
| ONDREJ PALAT       | 2       | 2 | 0 | 2   | 3   | 0           | 4  | 2  | 2 | 0 | 2      | 0   | 14 | 8 | 3 | 11  | 4   |
| JONAS SIEGENTHALER | 1       | 0 | 0 | 0   | 1   | 0           | 0  | 5  | 0 | 0 | 0      | 4   | 8  | 0 | 0 | 0   | 6   |

Also with career statistics vs. Flames: JAKE ALLEN (19-0-0-0-0 CAREER/0-0-0-0-0 WITH DEVILS), JACOB MARKSTROM (14-0-0-0-4/0-0-0-0-0); PAUL COTTER (6-0-0-0-5/0-0-0-0-0), BRENDEN DILLON (40-4-8-12-56/0-0-0-0), JOHNNATHAN KOVACEVIC (2-0-0-0-2/0-0-0-0-0), KURTIS MACDERMID (14-1-1-2-28/0-0-0-0-0), STEFAN NOESEN (10-1-2-3-18/4-0-0-0-2); BRETT PESCE (12-1-2-3-4/0-0-0-0-0), TOMAS TATAR (35-4-6-10-4/4-0-4-4-2).

GOALTENDING HISTORY vs. FLAMES

| GOALTENDER      | 2023-24 |    |    |     |        | WITH DEVILS |    |    |       |        | CAREER |      |    |     |        |       |   |   |   |
|-----------------|---------|----|----|-----|--------|-------------|----|----|-------|--------|--------|------|----|-----|--------|-------|---|---|---|
|                 | MIN     | GA | SO | GAA | W L OT | MIN         | GA | SO | GAA   | W L OT | MIN    | GA   | SO | GAA | W L OT |       |   |   |   |
| JAKE ALLEN      | -       | -  | -  | -   | -      | -           | -  | -  | -     | -      | -      | 1074 | 45 | 0   | 2.51   | 11    | 6 | 1 |   |
| NICO DAWS       | -       | -  | -  | -   | -      | 41          | 7  | 0  | 10.08 | 0      | 1      | 0    | 42 | 7   | 0      | 10.08 | 0 | 1 | 0 |
| JACOB MARKSTROM | -       | -  | -  | -   | -      | -           | -  | -  | -     | -      | -      | 820  | 47 | 0   | 3.44   | 5     | 9 | 0 |   |

| YEAR          | HOME W-L-O/T   | ROAD W-L-O/T  | TOTAL W-L-O/T   | GF-GA          | SF-SA            | PIM              | PP/PK                |
|---------------|----------------|---------------|-----------------|----------------|------------------|------------------|----------------------|
| 1982-83       | 0-2-0          | 1-0-0         | 1-2-0           | 7-16           | 77-89            | 49-41            | 4-11/4-11            |
| 1983-84       | 0-0-0          | 0-1-1         | 0-2-1           | 9-11           | 87-91            | 52-40            | 1-11/3-13            |
| 1984-85       | 0-1-0          | 0-1-0         | 0-2-1           | 7-14           | 97-95            | 64-60            | 2-12/2-9             |
| 1985-86       | 0-1-0          | 0-1-1         | 0-2-1           | 10-18          | 98-122           | 49-45            | 3-14/3-16            |
| 1986-87       | 1-1-0          | 0-1-0         | 1-2-0           | 13-14          | 75-109           | 65-47            | 1-11/2-14            |
| 1987-88       | 0-1-0          | 1-1-0         | 1-2-0           | 8-18           | 89-112           | 92-76            | 2-20/5-17            |
| 1988-89       | 0-2-0          | 0-1-0         | 0-3-0           | 6-13           | 77-84            | 128-140          | 2-22/6-16            |
| 1989-90       | 0-1-0          | 0-2-0         | 0-3-0           | 9-16           | 87-103           | 26-30            | 1-11/2-9             |
| 1990-91       | 2-0-0          | 0-1-0         | 2-1-0           | 10-10          | 73-90            | 70-56            | 3-10/6-17            |
| 1991-92       | 1-0-0          | 1-0-0         | 2-0-0           | 11-5           | 71-71            | 36-43            | 2-9/2-11             |
| 1992-93       | 0-1-0          | 0-1-0         | 0-2-0           | 7-9            | 53-66            | 27-25            | 1-6/2-7              |
| 1993-94       | 1-0-0          | 0-0-1         | 1-0-1           | 8-5            | 50-69            | 58-36            | 3-10/1-11            |
| 1994-95       | 0-0-0          | 0-0-0         | 0-0-0           | 0-0            | 0-0              | 0-0              | 0-0/0-0              |
| 1995-96       | 0-1-0          | 0-0-1         | 0-1-1           | 2-3            | 52-48            | 48-50            | 0-8/1-6              |
| 1996-97       | 1-0-0          | 1-0-0         | 2-0-0           | 7-1            | 50-54            | 31-27            | 1-5/0-7              |
| 1997-98       | 1-0-0          | 0-0-1         | 1-0-1           | 4-3            | 65-36            | 41-49            | 0-10/0-6             |
| 1998-99       | 0-1-0          | 0-0-0         | 0-1-0           | 2-5            | 38-25            | 27-15            | 1-5/1-6              |
| 1999-00       | 0-1-0          | 0-0-1         | 0-1-1           | 4-6            | 82-52            | 20-22            | 1-8/0-7              |
| 2000-01       | 0-0-0          | 1-0-0         | 1-0-0           | 4-2            | 34-13            | 14-18            | 0-6/1-4              |
| 2001-02       | 1-0-0          | 0-0-0         | 1-0-0           | 5-1            | 23-24            | 16-14            | 0-1/0-2              |
| 2002-03       | 0-1-0          | 0-1-0         | 0-2-0           | 6-8            | 58-53            | 18-12            | 0-6/0-9              |
| 2003-04       | 1-0-0          | 0-0-0         | 1-0-0           | 3-1            | 26-19            | 26-9             | 0-1/1-3              |
| 2005-06       | 0-1-0          | 0-0-0         | 0-1-0           | 1-4            | 32-15            | 10-22            | 1-10/3-4             |
| 2006-07       | 0-0-0          | 0-0-0         | 0-0-0           | 0-0            | 0-0              | 0-0              | 0-0/0-0              |
| 2007-08       | 0-0-0          | 1-0-0         | 1-0-0           | 1-0            | 22-30            | 17-13            | 0-4/0-6              |
| 2008-09       | 1-0-0          | 0-0-0         | 1-0-0           | 3-2            | 31-37            | 19-13            | 1-4/1-7              |
| 2009-10       | 0-0-0          | 0-1-0         | 0-1-0           | 3-5            | 25-25            | 12-18            | 1-4/0-1              |
| 2010-11       | 1-0-0          | 0-0-0         | 1-0-0           | 2-1            | 21-26            | 6-6              | 0-3/0-3              |
| 2011-12       | 0-0-0          | 0-1-0         | 0-1-0           | 3-6            | 38-14            | 20-18            | 1-4/1-5              |
| 2012-13       | 0-0-0          | 0-0-0         | 0-0-0           | 0-0            | 0-0              | 0-0              | 0-0/0-0              |
| 2013-14       | 0-1-0          | 0-1-0         | 0-2-0           | 2-4            | 52-51            | 18-10            | 0-5/3-9              |
| 2014-15       | 0-1-0          | 0-0-1         | 0-1-1           | 5-8            | 56-63            | 23-17            | 1-5/2-8              |
| 2015-16       | 1-0-0          | 0-1-0         | 1-1-0           | 6-5            | 46-58            | 16-10            | 1-5/2-8              |
| 2016-17       | 0-0-1          | 1-0-0         | 1-0-1           | 5-5            | 65-70            | 15-15            | 3-7/3-7              |
| 2017-18       | 0-1-0          | 0-0-1         | 0-1-1           | 6-8            | 62-59            | 6-8              | 1-4/0-3              |
| 2018-19       | 0-1-0          | 0-1-0         | 0-2-0           | 5-11           | 46-74            | 12-10            | 0-4/1-5              |
| 2019-20       | 0-0-0          | 0-1-0         | 0-1-0           | 2-5            | 23-38            | 12-6             | 0-3/2-6              |
| 2020-21       |                |               |                 | DID NOT PLAY   |                  |                  |                      |
| 2021-22       | 1-3-0          | 3-0-1         | 4-3-1           | 27-26          | 66-69            | 48-56            | 7-27/9-23            |
| 2022-23       | 1-0-0          | 1-0-0         | 2-0-0           | 7-5            | 55-85            | 21-56            | 2-10/2-6             |
| 2023-24       | 0-1-0          | 1-0-0         | 1-1-0           | 7-7            | 70-55            | 6-8              | 0-4/0-3              |
| <b>TOTALS</b> | <b>13-22-2</b> | <b>9-17-9</b> | <b>22-39-11</b> | <b>205-264</b> | <b>2072-2194</b> | <b>1182-1082</b> | <b>41-281/62-282</b> |



# CALGARY FLAMES

SCOTIABANK SADDLEDOME • CALGARY, ALTA.  
(403) 777-4636 • Fax (403) 777-2171  
calgaryflames.com



FLAMES VS. DEVILS

**Senior VP, Hockey Operations** .....Don Maloney  
**General Manager** .....Craig Conroy  
**Senior VP of Hockey Operations/Assistant General Manager** .....Dave Nonis  
**VP of Hockey Operations/Assistant General Manager** .....Brad Pascall  
**Special Advisor to the General Manager** .....Jarome Iginla  
**Head Coach** .....Ryan Huska  
**Assistant Coaches** ..... Marc Savard, Dan Lambert, Cail MacLean

## 2023-24 LEADERS


**Goals** ..... Yegor Sharangovich, 31      **PIM** ..... Martin Pospisil, 109  
**Assists** ..... Nazim Kadri, 46      **GAA** ..... Jacob Markstrom, 2.78  
**Points** ..... Nazem Kadri, 75      **Wins** ..... Jacob Markstrom, 23  
**+/-** ..... Blake Coleman, +19      **ShO** ..... Jacob Markstrom, 2

## OTHER INFORMATION

**Leading Scorer vs. NJ** ..... Gary Suter, 4g-25a-29pts  
**Leading Scorer vs. Cgy.** ..... John MacLean, 6g-10a-16pts  
**Last Trade** ..... Devils obtained Jacob Markstrom in exchange for Kevin Bahl & a 2025 1st round draft pick.  
**Stanley Cups** ..... 1 (1988-89)  
**2024-2025 Schedule vs. Cgy.** ..... Nov. 1 @ CGY & Mar. 20 @ NJD



**HUSKA**



**KADRI**

## INDIVIDUAL SCORING vs. DEVILS

| PLAYER             | 2023-24 |   |   |     |     |     |   | CAREER |   |    |     |     |
|--------------------|---------|---|---|-----|-----|-----|---|--------|---|----|-----|-----|
|                    | GP      | G | A | PTS | +/- | PIM | S | GP     | G | A  | PTS | PIM |
| RASMUS ANDERSSON   | 2       | 0 | 1 | 1   | 2   | 2   | 2 | 9      | 0 | 8  | 8   | 2   |
| MIKAEL BACKLUND    | 2       | 1 | 0 | 1   | -2  | 0   | 3 | 20     | 3 | 6  | 9   | 10  |
| BLAKE COLEMAN      | 2       | 0 | 2 | 2   | -1  | 0   | 4 | 6      | 0 | 3  | 3   | 2   |
| WALKER DUEHR       | 1       | 0 | 0 | 0   | 1   | 0   | 2 | 1      | 0 | 0  | 0   | 0   |
| JONATHAN HUBERDEAU | 2       | 0 | 0 | 0   | -4  | 2   | 4 | 25     | 8 | 12 | 20  | 12  |
| NAZEM KADRI        | 2       | 1 | 1 | 2   | 1   | 0   | 6 | 31     | 9 | 11 | 20  | 14  |
| ANDREI KUZMENKO    | 1       | 1 | 0 | 1   | 0   | 0   | 1 | 5      | 2 | 0  | 2   | 2   |
| BRAYDEN PACHAL     | 1       | 0 | 0 | 0   | -1  | 0   | 1 | 1      | 0 | 0  | 0   | 0   |
| MARTIN POSPISIL    | 1       | 0 | 1 | 1   | 1   | 2   | 2 | 1      | 0 | 1  | 1   | 0   |
| KEVIN ROONEY       | 1       | 1 | 0 | 1   | 1   | 0   | 2 | 11     | 2 | 1  | 3   | 2   |
| YEGOR SHARANGOVICH | 2       | 1 | 0 | 1   | 0   | 0   | 4 | 2      | 1 | 0  | 1   | 0   |
| MACKENZIE WEEGAR   | 2       | 0 | 0 | 0   | 2   | 0   | 2 | 15     | 1 | 4  | 5   | 8   |
| DUSTIN WOLF        | 1       | 0 | 0 | 0   | -   | 0   | 0 | 1      | 0 | 0  | 0   | 0   |
| CONNOR ZARY        | 2       | 1 | 1 | 2   | 2   | 0   | 2 | 2      | 1 | 1  | 2   | 2   |

Also with career statistics vs. Devils: DANIEL VLADAR (1-0-0-0-0); JAKE BEAN (7-1-0-1-4), MARTIN FRK (6-1-2-3-0), JOEL HANLEY (4-0-0-0-0), DRYDEN HUNT (9-0-1-1-4), RYAN LOMBERG (9-0-2-2-4), ANTHONY MANTHA (20-4-9-13-0).

## GOALTENDING HISTORY vs. DEVILS

| GOALTENDER    | 2023-24 |    |    |      |        | CAREER |    |    |      |        |   |   |
|---------------|---------|----|----|------|--------|--------|----|----|------|--------|---|---|
|               | MIN     | GA | SO | GAA  | W L OT | MIN    | GA | SO | GAA  | W L OT |   |   |
| DANIEL VLADAR | -       | -  | -  | -    | - - -  | 1      | 3  | 0  | 3.01 | 1      | 0 | 0 |
| DUSTIN WOLF   | 58      | 3  | 0  | 3.07 | 0 1 0  | 818    | 39 | 0  | 2.86 | 2      | 9 | 3 |



**ALL-TIME RECORD**

|                  | GP  | W  | L  | O/T | OTL | PTS | GF  | GA  |
|------------------|-----|----|----|-----|-----|-----|-----|-----|
| <b>DEVILS</b>    | 158 | 81 | 59 | 18  | -   | 180 | 486 | 451 |
| at New Jersey    | 77  | 46 | 24 | 7   | -   | 97  | 253 | 217 |
| at Carolina/Hfd. | 81  | 35 | 35 | 11  | -   | 81  | 231 | 232 |

**2023-24 SUMMARY**

|            | GP | W | L | OT | PTS | GF | GA | SF | SA | PIM | PP         | SHG |
|------------|----|---|---|----|-----|----|----|----|----|-----|------------|-----|
| NEW JERSEY | 3  | 0 | 2 | 1  | 1   | 4  | 8  | 84 | 81 | 24  | 0-11, 0%   | 0   |
| CAROLINA   | 3  | 3 | 0 | 0  | 6   | 8  | 4  | 81 | 84 | 28  | 2-9, 22.2% | 0   |

| DATE    | GAME# | RES | SCORE | LOCATION   | GOALTENDERS        | W/D GOAL   |
|---------|-------|-----|-------|------------|--------------------|------------|
| 1/25/24 | 46    | L   | 3-2   | @ Carolina | @ VANECHEK/Raanta  | J. Staal   |
| 2/10/24 | 50    | Lot | 1-0   | @ Carolina | VANECHEK/Kochetkov | Aho        |
| 3/9/24  | 64    | L   | 4-2   | @ DEVILS   | DAWS/Kochetov      | Svechnikov |

**INDIVIDUAL SCORING vs. HURRICANES/WHALERS**

| PLAYER             | 2023-24 |   |   |     |     |     | WITH DEVILS |    |   |     | CAREER |    |    |   |     |     |    |
|--------------------|---------|---|---|-----|-----|-----|-------------|----|---|-----|--------|----|----|---|-----|-----|----|
|                    | GP      | G | A | PTS | +/- | PIM | GP          | G  | A | PTS | PIM    | GP | G  | A | PTS | PIM |    |
| NATHAN BASTIAN     | 2       | 0 | 0 | 0   | 0   | 2   | 3           | 8  | 2 | 1   | 3      | 6  | 8  | 2 | 1   | 3   | 6  |
| JESPER BRATT       | 3       | 1 | 0 | 1   | -1  | 0   | 5           | 19 | 7 | 4   | 11     | 6  | 19 | 7 | 4   | 11  | 6  |
| NICO DAWS          | 2       | 0 | 0 | 0   | -   | 0   | 0           | 2  | 0 | 0   | 0      | 0  | 2  | 0 | 0   | 0   | 0  |
| SANTERI HATAKKA    | 2       | 0 | 0 | 0   | 0   | 0   | 4           | 2  | 0 | 0   | 0      | 0  | 2  | 0 | 0   | 0   | 0  |
| ERIK HAULA         | 3       | 0 | 0 | 0   | 0   | 2   | 3           | 7  | 0 | 2   | 2      | 8  | 24 | 3 | 8   | 11  | 22 |
| NICO HIRSCHIER     | 3       | 1 | 1 | 2   | -1  | 0   | 10          | 18 | 7 | 9   | 16     | 0  | 18 | 7 | 9   | 16  | 0  |
| JACK HUGHES        | 2       | 0 | 1 | 1   | 0   | 0   | 12          | 10 | 5 | 3   | 8      | 0  | 10 | 5 | 3   | 8   | 0  |
| LUKE HUGHES        | 3       | 0 | 1 | 1   | -2  | 2   | 5           | 3  | 0 | 1   | 1      | 2  | 3  | 0 | 1   | 1   | 2  |
| CURTIS LAZAR       | 3       | 0 | 0 | 0   | 0   | 0   | 3           | 3  | 0 | 0   | 0      | 0  | 18 | 1 | 3   | 4   | 2  |
| KURTIS MACDERMID   | 1       | 0 | 0 | 0   | 0   | 2   | 0           | 1  | 0 | 0   | 0      | 2  | 4  | 0 | 0   | 0   | 2  |
| TIMO MEIER         | 3       | 1 | 0 | 1   | -2  | 2   | 4           | 4  | 1 | 0   | 1      | 4  | 14 | 4 | 2   | 6   | 4  |
| DAWSON MERCER      | 3       | 0 | 0 | 0   | -2  | 0   | 2           | 11 | 2 | 4   | 6      | 2  | 11 | 2 | 4   | 6   | 2  |
| SIMON NEMEC        | 3       | 0 | 0 | 0   | 0   | 4   | 5           | 3  | 0 | 0   | 0      | 4  | 3  | 0 | 0   | 0   | 4  |
| ONDREJ PALAT       | 3       | 0 | 0 | 0   | -2  | 4   | 2           | 5  | 0 | 0   | 0      | 4  | 37 | 7 | 14  | 21  | 10 |
| JONAS SIEGENTHALER | 1       | 0 | 0 | 0   | 1   | 0   | 2           | 7  | 1 | 0   | 1      | 4  | 13 | 1 | 1   | 2   | 10 |

Also with career statistics vs. Hurricanes/Whalers: JAKE ALLEN (8-0-0-0-2 CAREER/0-0-0-0-0 WITH DEVILS, JACOB MARKSTROM (12-0-0-0-0-0-0-0); PAUL COTTER (5-1-0-1-2/0-0-0-0-0); BRENDEN DILLON (17-1-2-3-19/0-0-0-0-0); NOLAN FOOTE (2-0-1-1-0); JOHNATHAN KOVACEVIC (4-0-0-0-2/0-0-0-0-0); STEFAN NOESEN (8-4-0-4-4/7-3-0-3-4); TOMAS TATAR (28-5-11-16-12/7-0-3-3-4).

**GOALTENDING HISTORY vs. HURRICANES/WHALERS**

| GOALTENDER      | 2023-24 |    |    |      |   |   |    | WITH DEVILS |    |    |      |   |   |    | CAREER |    |    |      |   |   |    |
|-----------------|---------|----|----|------|---|---|----|-------------|----|----|------|---|---|----|--------|----|----|------|---|---|----|
|                 | MIN     | GA | SO | GAA  | W | L | OT | MIN         | GA | SO | GAA  | W | L | OT | MIN    | GA | SO | GAA  | W | L | OT |
| JAKE ALLEN      | -       | -  | -  | -    | - | - | -  | 179         | 9  | 0  | 3.02 | 0 | 2 | 1  | -      | -  | -  | -    | - | - | -  |
| NICO DAWS       | 82      | 5  | 0  | 3.65 | 0 | 2 | 0  | 82          | 5  | 0  | 3.65 | 0 | 2 | 0  | 82     | 5  | 0  | 3.65 | 0 | 2 | 0  |
| JACOB MARKSTROM | -       | -  | -  | -    | - | - | -  | 189         | 4  | 1  | 1.27 | 2 | 0 | 1  | -      | -  | -  | -    | - | - | -  |

| YEAR          | HOME W-L-O/T   | ROAD W-L-O/T    | TOTAL W-L-O/T   | GF-GA          | SF-SA            | PIM              | PP/PK                 |
|---------------|----------------|-----------------|-----------------|----------------|------------------|------------------|-----------------------|
| 1982-83       | 1-1-0          | 0-1-0           | 1-2-0           | 6-9            | 82-90            | 30-31            | 2-12/2-10             |
| 1983-84       | 1-0-0          | 0-1-1           | 1-1-1           | 13-13          | 81-94            | 56-48            | 2-10/5-14             |
| 1984-85       | 0-2-0          | 0-1-0           | 0-3-0           | 4-13           | 83-81            | 61-84            | 1-18/4-11             |
| 1985-86       | 0-1-0          | 1-1-0           | 1-2-0           | 15-14          | 76-84            | 59-53            | 2-10/3-13             |
| 1986-87       | 1-1-0          | 0-0-1           | 1-1-1           | 15-16          | 95-121           | 37-55            | 5-15/5-11             |
| 1987-88       | 1-0-0          | 0-1-1           | 1-1-1           | 7-6            | 78-93            | 89-87            | 2-16/3-20             |
| 1988-89       | 1-1-0          | 0-1-0           | 1-2-0           | 11-14          | 85-97            | 62-41            | 0-13/6-18             |
| 1989-90       | 0-1-0          | 1-1-0           | 1-2-0           | 9-16           | 83-85            | 56-39            | 3-14/6-17             |
| 1990-91       | 1-1-0          | 0-1-0           | 1-2-0           | 8-13           | 86-75            | 52-78            | 2-12/4-9              |
| 1991-92       | 2-0-0          | 1-0-0           | 3-0-0           | 16-4           | 74-67            | 39-68            | 5-18/1-15             |
| 1992-93       | 1-1-0          | 2-0-0           | 3-1-0           | 21-14          | 159-118          | 94-95            | 7-20/3-15             |
| 1993-94       | 2-0-0          | 0-1-1           | 2-1-1           | 12-9           | 126-104          | 84-63            | 1-14/3-13             |
| 1994-95       | 1-0-1          | 0-0-1           | 1-0-2           | 7-6            | 102-74           | 24-36            | 1-7/3-7               |
| 1995-96       | 1-1-0          | 1-0-1           | 2-1-1           | 11-8           | 158-90           | 64-86            | 3-21/5-16             |
| 1996-97       | 2-0-0          | 1-1-0           | 3-1-0           | 15-8           | 116-103          | 61-57            | 3-13/2-15             |
| 1997-98       | 1-1-0          | 1-1-0           | 2-2-0           | 7-9            | 100-90           | 76-66            | 2-12/2-16             |
| 1998-99       | 2-0-0          | 2-1-0           | 4-1-0           | 20-13          | 178-123          | 87-97            | 3-26/4-25             |
| 1999-00       | 1-1-0          | 1-1-0           | 2-2-0           | 12-13          | 110-106          | 64-42            | 2-11/4-18             |
| 2000-01       | 2-0-0          | 0-1-1           | 2-1-1           | 15-11          | 131-98           | 68-48            | 2-11/5-21             |
| 2001-02       | 0-1-1          | 2-0-0           | 2-1-1           | 10-10          | 110-94           | 36-24            | 2-9/2-13              |
| 2002-03       | 1-1-0          | 1-1-0           | 2-2-0           | 9-8            | 121-86           | 93-102           | 4-25/1-20             |
| 2003-04       | 1-1-0          | 2-0-0           | 3-1-0           | 11-5           | 89-95            | 38-40            | 3-12/0-11             |
| 2005-06       | 1-1-0          | 1-1-0           | 2-2-0           | 9-13           | 100-118          | 38-44            | 3-20/3-17             |
| 2006-07       | 1-1-0          | 2-0-0           | 3-1-0           | 12-11          | 95-127           | 66-52            | 2-18/3-18             |
| 2007-08       | 2-0-0          | 1-0-1           | 3-0-1           | 16-5           | 105-102          | 71-64            | 5-13/0-11             |
| 2008-09       | 1-1-0          | 0-2-0           | 1-3-0           | 8-11           | 138-133          | 36-32            | 3-14/7-16             |
| 2009-10       | 2-0-0          | 1-1-0           | 3-1-0           | 12-7           | 114-106          | 38-42            | 3-16/3-14             |
| 2010-11       | 2-0-0          | 1-1-0           | 3-1-0           | 13-11          | 109-99           | 51-33            | 0-5/5-14              |
| 2011-12       | 2-0-0          | 1-1-0           | 3-1-0           | 14-8           | 118-108          | 47-34            | 2-14/0-15             |
| 2012-13       | 0-1-0          | 1-1-0           | 1-2-0           | 9-11           | 85-65            | 26-24            | 3-9/4-10              |
| 2013-14       | 1-1-0          | 2-0-0           | 3-1-0           | 16-11          | 107-100          | 22-16            | 2-14/0-10             |
| 2014-15       | 1-0-1          | 1-1-0           | 2-1-1           | 7-7            | 76-137           | 29-25            | 2-9/0-11              |
| 2015-16       | 1-1-0          | 1-2-0           | 2-3-0           | 12-12          | 126-126          | 43-43            | 1-11/2-11             |
| 2016-17       | 1-1-0          | 2-0-0           | 3-1-0           | 11-7           | 107-125          | 22-16            | 0-9/1-11              |
| 2017-18       | 2-0-0          | 1-1-0           | 3-1-0           | 13-10          | 114-135          | 22-26            | 4-12/0-11             |
| 2018-19       | 2-0-0          | 0-2-0           | 2-2-0           | 7-7            | 110-134          | 39-35            | 1-13/2-15             |
| 2019-20       | 0-0-0          | 1-1-0           | 1-1-0           | 7-8            | 63-57            | 16-20            | 1-8/1-6               |
| 2020-21       | DID NOT PLAY   |                 |                 |                |                  |                  |                       |
| 2021-22       | 1-0-1          | 0-2-0           | 1-2-1           | 13-15          | 126-104          | 20-24            | 2-10/0-8              |
| 2022-23       | 1-0-1          | 1-1-0           | 2-1-1           | 13-11          | 111-127          | 32-30            | 0-13/1-14             |
| 2023-24       | 0-1-0          | 0-1-1           | 0-2-1           | 4-8            | 84-81            | 24-21            | 0-11/2-9              |
| <b>TOTALS</b> | <b>46-24-7</b> | <b>35-35-11</b> | <b>81-59-18</b> | <b>486-451</b> | <b>4211-4052</b> | <b>1954-1927</b> | <b>95-573/115-573</b> |

# CAROLINA HURRICANES

PNC ARENA • RALEIGH, NC  
(919) 467-7825 • Fax (919) 462-0123  
carolinahurricanes.com




**General Manager** .....Eric Tulskey  
**Assistant General Managers** .....Darren Yorke  
**Head Coach** .....Rod Brind'Amour  
**Assistant Coach** .....Jeff Daniels, Tim Gleason  
**Goaltending Coach** ..... Paul Schonfelder

## 2023-24 LEADERS


**Goals** .....Sebastian Aho, 36      **PIM** .....Brendan Lemieux, 64  
**Assists** .....Sebastian Aho, 53      **GAA** .....Frederik Andersen, 1.84  
**Points** .....Sebastian Aho, 89      **Wins** .....Pyotr Kochetkov, 23  
**+/-** .....Sebastian Aho, +34      **ShO** .....Pyotr Kochetkov, 4

## OTHER INFORMATION

**Leading Scorer vs. NJ** ..... Ron Francis, 13g-30a-43pts  
**Leading Scorer vs. Car/Hfd.** .....Patrik Elias 22g-35a-57pts  
**Last Trade** .....Devils obtained Zack Hayes in exchange for Jack Dugan on March 10, 2023.  
**Stanley Cups** .....1 (2005-06)  
**2024-2025 Schedule vs. Car.** .....Oct. 15 @ CAR, Nov. 21 @ NJD, Dec. 27 @ NJD & Dec. 28 @ CAR



**BRIND'AMOUR**



**AHO**

## INDIVIDUAL SCORING vs. DEVILS

| PLAYER             | 2023-24 |   |   |     |     |     | CAREER |    |    |    |     |     |
|--------------------|---------|---|---|-----|-----|-----|--------|----|----|----|-----|-----|
|                    | GP      | G | A | PTS | +/- | PIM | S      | GP | G  | A  | PTS | PIM |
| SEBASTIAN AHO      | 3       | 2 | 0 | 2   | 3   | 2   | 6      | 24 | 7  | 7  | 14  | 6   |
| BRENT BURNS        | 3       | 0 | 0 | 0   | -2  | 0   | 8      | 27 | 4  | 13 | 17  | 18  |
| JALEN CHATFIELD    | 3       | 0 | 0 | 0   | -1  | 2   | 4      | 6  | 0  | 0  | 0   | 4   |
| JACK DRURY         | 3       | 0 | 0 | 0   | -1  | 0   | 5      | 4  | 0  | 0  | 0   | 0   |
| SETH JARVIS        | 3       | 0 | 1 | 1   | 0   | 0   | 0      | 11 | 1  | 4  | 5   | 2   |
| PYOTR KOCHETOV     | 2       | 0 | 0 | 0   | -   | 0   | 0      | 6  | 0  | 0  | 0   | 0   |
| JESPERI KOTKANIEMI | 3       | 1 | 0 | 1   | 0   | 0   | 2      | 15 | 6  | 5  | 11  | 0   |
| BRENDAN LEMIEUX    | 1       | 0 | 0 | 0   | -1  | 0   | 1      | 12 | 0  | 1  | 1   | 13  |
| JORDAN MARTINOOK   | 3       | 0 | 0 | 0   | 0   | 0   | 4      | 21 | 4  | 3  | 7   | 6   |
| MARTIN NECAS       | 3       | 1 | 1 | 2   | 0   | 6   | 7      | 13 | 4  | 6  | 10  | 10  |
| DMITRY ORLOV       | 3       | 0 | 0 | 0   | -1  | 0   | 3      | 42 | 5  | 11 | 16  | 27  |
| JACCOB SLAVIN      | 3       | 0 | 2 | 2   | -1  | 0   | 4      | 28 | 0  | 11 | 11  | 4   |
| JORDAN STAAL       | 3       | 1 | 0 | 1   | 0   | 0   | 5      | 72 | 14 | 15 | 29  | 34  |
| ANDREI SVECHNIKOV  | 2       | 1 | 0 | 1   | 1   | 6   | 4      | 14 | 4  | 2  | 6   | 22  |

Also with career statistics vs. Devils: FREDERIK ANDERSEN (9-0-0-0-0); WILLIAM CARRIER (8-3-1-4-4); SHAYNE GOSTISBEHERE (30-4-9-13-12); TYSON JOST (13-0-1-1-4); ERIC ROBINSON (9-1-4-5-0) JACK ROSLOVIC (15-2-3-5-6); JOAKIM RYAN (3-0-0-0-0); TY SMITH; RILEY STILLMAN (4-0-1-1-0); SEAN WALKER (7-0-2-2-0).

## GOALTENDING HISTORY vs. DEVILS

| GOALTENDER        | MIN | 2023-24 |    |      |   | CAREER |     |     |    |      |      |   |   |    |
|-------------------|-----|---------|----|------|---|--------|-----|-----|----|------|------|---|---|----|
|                   |     | GA      | SO | GAA  | W | L      | OT  | MIN | GA | SO   | GAA  | W | L | OT |
| FREDERIK ANDERSEN | -   | -       | -  | -    | - | -      | -   | 540 | 19 | 1    | 2.11 | 7 | 2 | 0  |
| PYOTR KOCHETKOV   | 123 | 2       | 1  | 0.97 | 0 | 0      | 363 | 12  | 1  | 1.98 | 4    | 2 | 0 |    |



**ALL-TIME RECORD**

| DEVILS        | GP  | W  | L  | O/T | OTL | PTS | GF  | GA  |
|---------------|-----|----|----|-----|-----|-----|-----|-----|
| at New Jersey | 121 | 48 | 46 | 27  | -   | 123 | 370 | 399 |
| at Chicago    | 61  | 29 | 17 | 15  | -   | 73  | 188 | 169 |
|               | 60  | 19 | 29 | 12  | -   | 50  | 179 | 227 |

**2023-24 SUMMARY**

|            | GP | W | L | OT | PTS | GF | GA | SF | SA | PIM | PP         | SHG |
|------------|----|---|---|----|-----|----|----|----|----|-----|------------|-----|
| NEW JERSEY | 2  | 2 | 0 | 0  | 4   | 8  | 4  | 73 | 59 | 30  | 1-9, 11.1% | 0   |
| CHICAGO    | 2  | 0 | 2 | 0  | 0   | 4  | 8  | 59 | 73 | 44  | 1-7, 14.3% | 1   |

| DATE    | GAME# | RES | SCORE | LOCATION  | GOALTENDERS       | W/D GOAL |
|---------|-------|-----|-------|-----------|-------------------|----------|
| 11/5/23 | 11    | W   | 4-2   | @ Chicago | VANECEK/Soderblom | LAZAR    |
| 1/5/24  | 37    | W   | 4-2   | @ CHICAGO | VANECEK/Soderblom | MCLEOD   |

**INDIVIDUAL SCORING vs. BLACKHAWKS**

| PLAYER             | 2023-24 |   |   |     |     |     | WITH DEVILS |    |   |   |     |     | CAREER |    |    |     |     |  |
|--------------------|---------|---|---|-----|-----|-----|-------------|----|---|---|-----|-----|--------|----|----|-----|-----|--|
|                    | GP      | G | A | PTS | +/- | PIM | S           | GP | G | A | PTS | PIM | GP     | G  | A  | PTS | PIM |  |
| NATHAN BASTIAN     | 2       | 0 | 0 | 0   | 1   | 9   | 0           | 3  | 0 | 0 | 0   | 11  | 3      | 0  | 0  | 0   | 11  |  |
| JESPER BRATT       | 2       | 0 | 0 | 0   | 2   | 0   | 11          | 12 | 3 | 6 | 9   | 2   | 12     | 3  | 6  | 9   | 2   |  |
| DOUGIE HAMILTON    | 1       | 0 | 1 | 1   | 0   | 0   | 4           | 5  | 3 | 5 | 8   | 4   | 29     | 7  | 14 | 21  | 24  |  |
| ERIK HAULA         | 2       | 0 | 1 | 1   | 1   | 0   | 2           | 4  | 1 | 2 | 3   | 0   | 33     | 7  | 10 | 17  | 10  |  |
| NICO HISCHIER      | 1       | 0 | 0 | 0   | 0   | 0   | 3           | 10 | 2 | 4 | 6   | 4   | 10     | 2  | 4  | 6   | 4   |  |
| JACK HUGHES        | 1       | 0 | 0 | 0   | -1  | 0   | 2           | 7  | 4 | 6 | 10  | 0   | 7      | 4  | 6  | 10  | 0   |  |
| LUKE HUGHES        | 2       | 0 | 0 | 0   | 0   | 0   | 3           | 2  | 0 | 0 | 0   | 0   | 2      | 0  | 0  | 0   | 0   |  |
| CURTIS LAZAR       | 2       | 1 | 1 | 2   | 3   | 0   | 6           | 2  | 1 | 1 | 2   | 0   | 12     | 1  | 2  | 3   | 2   |  |
| TIMO MEIER         | 1       | 0 | 0 | 0   | -2  | 0   | 5           | 2  | 1 | 1 | 2   | 0   | 18     | 12 | 7  | 19  | 8   |  |
| DAWSON MERCER      | 2       | 1 | 0 | 1   | -3  | 2   | 6           | 6  | 2 | 1 | 3   | 8   | 6      | 2  | 1  | 3   | 8   |  |
| SIMON NEMEC        | 1       | 1 | 1 | 2   | 3   | 0   | 1           | 1  | 1 | 1 | 2   | 0   | 1      | 1  | 1  | 2   | 0   |  |
| ONDREJ PALAT       | 1       | 0 | 0 | 0   | -1  | 0   | 1           | 2  | 0 | 1 | 1   | 0   | 24     | 5  | 11 | 16  | 8   |  |
| JONAS SIEGENTHALER | 2       | 0 | 1 | 1   | 3   | 2   | 1           | 6  | 1 | 4 | 5   | 2   | 7      | 1  | 4  | 5   | 2   |  |
| MAX WILLMAN        | 1       | 1 | 0 | 1   | 1   | 0   | 1           | 1  | 1 | 0 | 1   | 0   | 2      | 1  | 0  | 1   | 0   |  |

Also with career statistics vs. Blackhawks: JAKE ALLEN (23-0-1-1-2 CAREER/0-0-0-0-0 WITH DEVILS, JACOB MARKSTROM (19-0-1-1-0/0-0-0-0-0); PAUL COTTER (6-2-1-3-4/0-0-0-0-0); NICK DESIMONE (1-0-0-0-0/0-0-0-0-0); BRENDEN DILLON (37-0-5-5-22/0-0-0-0-0), JOHNNATHAN KOVACEVIC (4-0-0-0-0/0-0-0-0-0), KURTIS MACDERMID (11-1-1-2-4/0-0-0-0-0), STEFAN NOESEN (7-0-2-2-0/2-0-2-2-0); BRETT PESCE (23-0-6-6-8/0-0-0-0-0), TOMAS TATAR (21-10-8-18-18/4-0-3-3-0).

**GOALTENDING HISTORY vs. BLACKHAWKS**

| GOALTENDER      | 2023-24 |    |    |     |   |   | WITH DEVILS |     |    |    |     |   | CAREER |    |      |    |    |      |    |   |    |
|-----------------|---------|----|----|-----|---|---|-------------|-----|----|----|-----|---|--------|----|------|----|----|------|----|---|----|
|                 | MIN     | GA | SO | GAA | W | L | OT          | MIN | GA | SO | GAA | W | L      | OT | MIN  | GA | SO | GAA  | W  | L | OT |
| JAKE ALLEN      | -       | -  | -  | -   | - | - | -           | -   | -  | -  | -   | - | -      | -  | 1355 | 53 | 3  | 2.35 | 12 | 7 | 0  |
| JACOB MARKSTROM | -       | -  | -  | -   | - | - | -           | -   | -  | -  | -   | - | -      | -  | 1049 | 45 | 2  | 2.57 | 10 | 4 | 4  |

| YEAR          | HOME W-L-O/T   | ROAD W-L-O/T   | TOTAL W-L-O/T   | GF-GA          | SF-SA            | PIM              | PP/PK                |
|---------------|----------------|----------------|-----------------|----------------|------------------|------------------|----------------------|
| 1982-83       | 0-1-0          | 0-2-0          | 0-3-0           | 8-13           | 71-91            | 22-20            | 2-9/2-8              |
| 1983-84       | 2-0-0          | 0-1-0          | 2-1-0           | 12-11          | 92-106           | 58-58            | 3-19/2-19            |
| 1984-85       | 1-1-0          | 0-2-0          | 0-3-0           | 6-16           | 101-80           | 30-34            | 3-12/2-10            |
| 1985-86       | 1-1-0          | 1-0-0          | 2-1-0           | 15-15          | 96-106           | 53-55            | 2-16/3-15            |
| 1986-87       | 0-1-0          | 1-1-0          | 1-2-0           | 9-10           | 93-122           | 63-70            | 1-14/2-18            |
| 1987-88       | 2-0-0          | 1-0-0          | 3-0-0           | 12-7           | 111-72           | 38-76            | 3-24/4-15            |
| 1988-89       | 0-1-0          | 2-0-0          | 2-1-0           | 13-11          | 106-89           | 78-90            | 6-19/1-13            |
| 1989-90       | 2-0-0          | 0-1-0          | 2-1-0           | 9-10           | 69-116           | 26-34            | 2-13/1-10            |
| 1990-91       | 0-0-1          | 0-1-1          | 0-1-2           | 7-9            | 85-86            | 42-34            | 3-9/2-13             |
| 1991-92       | 0-0-1          | 1-0-1          | 1-0-2           | 9-7            | 88-103           | 50-43            | 4-11/2-13            |
| 1992-93       | 0-0-1          | 1-0-0          | 1-0-1           | 7-6            | 64-66            | 33-58            | 4-13/1-12            |
| 1993-94       | 0-0-1          | 0-0-1          | 0-0-2           | 3-3            | 75-77            | 29-29            | 0-5/1-5              |
| 1994-95       | 0-0-0          | 0-0-0          | 0-0-0           | 0-0            | 0-0              | 0-0              | 0-0/0-0              |
| 1995-96       | 0-1-0          | 0-1-0          | 0-2-0           | 2-9            | 60-36            | 43-63            | 0-12/4-7             |
| 1996-97       | 0-0-1          | 1-0-0          | 1-0-1           | 7-5            | 51-71            | 31-25            | 2-9/1-6              |
| 1997-98       | 0-1-0          | 0-0-1          | 0-1-1           | 3-7            | 57-61            | 65-47            | 1-5/2-10             |
| 1998-99       | 0-0-1          | 0-1-0          | 0-1-1           | 5-6            | 71-41            | 71-73            | 0-8/2-7              |
| 1999-00       | 1-0-0          | 1-0-0          | 2-0-0           | 8-1            | 75-51            | 32-44            | 2-6/0-5              |
| 2000-01       | 1-0-0          | 0-0-0          | 1-0-0           | 4-3            | 36-25            | 2-6              | 2-3/0-1              |
| 2001-02       | 1-0-0          | 1-0-0          | 2-0-0           | 6-2            | 58-50            | 21-17            | 0-5/0-7              |
| 2002-03       | 1-0-0          | 0-0-0          | 1-0-0           | 5-1            | 41-19            | 11-15            | 0-4/0-2              |
| 2003-04       | 1-0-0          | 0-0-1          | 1-0-1           | 8-6            | 57-69            | 34-34            | 1-5/1-5              |
| 2005-06       | 0-0-0          | 1-0-0          | 1-0-0           | 3-2            | 26-31            | 4-8              | 2-4/0-2              |
| 2006-07       | 1-0-0          | 0-0-0          | 1-0-0           | 2-1            | 27-24            | 8-16             | 0-8/0-4              |
| 2007-08       | 0-0-0          | 0-0-0          | 0-0-0           | 0-0            | 0-0              | 0-0              | 0-0/0-0              |
| 2008-09       | 1-0-0          | 0-0-1          | 1-0-1           | 5-5            | 60-74            | 32-22            | 0-5/2-10             |
| 2009-10       | 0-0-1          | 0-1-0          | 0-1-1           | 2-7            | 60-62            | 6-6              | 0-3/1-3              |
| 2010-11       | 0-0-0          | 1-0-0          | 1-0-0           | 5-3            | 24-32            | 13-11            | 0-3/1-4              |
| 2011-12       | 1-0-0          | 0-0-0          | 1-0-0           | 2-1            | 22-38            | 8-6              | 1-3/0-4              |
| 2012-13       | 0-0-0          | 0-0-0          | 0-0-0           | 0-0            | 0-0              | 0-0              | 0-0/0-0              |
| 2013-14       | 0-1-0          | 0-1-0          | 0-2-0           | 5-10           | 39-61            | 14-10            | 1-5/1-7              |
| 2014-15       | 0-0-1          | 0-1-0          | 0-1-1           | 3-6            | 50-74            | 14-6             | 0-3/1-7              |
| 2015-16       | 1-0-0          | 1-0-0          | 2-0-0           | 7-4            | 48-58            | 21-15            | 1-5/1-8              |
| 2016-17       | 0-0-1          | 0-0-1          | 0-0-2           | 5-7            | 65-62            | 18-12            | 2-6/2-9              |
| 2017-18       | 1-0-0          | 1-0-1          | 2-0-0           | 11-6           | 67-84            | 32-34            | 3-4/2-10             |
| 2018-19       | 1-0-0          | 0-1-0          | 1-1-0           | 10-10          | 84-68            | 23-19            | 3-5/1-7              |
| 2019-20       | 0-0-1          | 1-0-0          | 1-0-1           | 8-2            | 74-62            | 40-26            | 1-7/1-9              |
| 2020-21       |                |                |                 | DID NOT PLAY   |                  |                  |                      |
| 2021-22       | 1-0-0          | 0-1-0          | 1-1-0           | 9-11           | 65-64            | 37-17            | 0-4/4-9              |
| 2022-23       | 1-0-0          | 1-0-0          | 2-0-0           | 9-3            | 69-41            | 8-6              | 1-3/0-4              |
| 2023-24       | 1-0-0          | 1-0-0          | 2-0-0           | 8-4            | 73-59            | 30-44            | 1-9/1-7              |
| <b>TOTALS</b> | <b>21-8-10</b> | <b>17-15-7</b> | <b>38-23-17</b> | <b>249-238</b> | <b>2410-2431</b> | <b>1140-1181</b> | <b>56-292/55-300</b> |

# CHICAGO BLACKHAWKS

UNITED CENTER • CHICAGO, IL  
 (312) 455-7000 • Fax (312) 455-7042  
 chicagoblackhawks.com



BLACKHAWKS VS. DEVILS

|   |                                      |
|---|--------------------------------------|
| <b>General Manager</b> .....            | Kyle Davidson                        |
| <b>Associate General Manager</b> .....  | Norm Maciver                         |
| <b>Assistant General Managers</b> ..... | Mark Eaton, Meghan Hunter            |
| <b>Head Coach</b> .....                 | Luke Richardson                      |
| <b>Assistant Coaches</b> .....          | Kevin Dean, Derek King, Derek Plante |
| <b>Goaltending Coach</b> .....          | Jimmy Waite                          |

## 2023-24 LEADERS

|                      |                   |                   |                    |
|----------------------|-------------------|-------------------|--------------------|
| <b>Goals</b> .....   | Connor Bedard, 22 | <b>PIM</b> .....  | Jarred Tinordi, 64 |
| <b>Assists</b> ..... | Connor Bedard, 39 | <b>GAA</b> .....  | Petr Mrazek, 3.05  |
| <b>Points</b> .....  | Connor Bedard, 61 | <b>Wins</b> ..... | Petr Mrazek, 18    |
| <b>+/-</b> .....     | Joey Anderson, +5 | <b>ShO</b> .....  | Petr Mrazek, 1     |

## OTHER INFORMATION

|  |  |
|--|--|
| <b>Leading Scorer vs. NJ</b> .....       | Denis Savard, 17g-29a-46pts  |
| <b>Leading Scorer vs. Chi.</b> .....     | John MacLean, 11g-8a-19pts   |
| <b>Last Trade</b> .....                  | Devils obtain John Hayden in exchange for John Quenneville (6/22/19) |
| <b>Stanley Cups</b> .....                | 6 (last time, 2014-15)   |
| <b>2024-2025 Schedule vs. Chi.</b> ..... | Dec. 14 @ NJD & Mar. 26 @ CHI  |



**RICHARDSON**



**BEDARD**

## INDIVIDUAL SCORING vs. DEVILS

| PLAYER              | GP | 2023-24 |   |     |     |    | PIM | S  | GP | CAREER |     |     |  |
|---------------------|----|---------|---|-----|-----|----|-----|----|----|--------|-----|-----|--|
|                     |    | G       | A | PTS | +/- | G  |     |    |    | A      | PTS | PIM |  |
| ANDREAS ATHANASIOU  | 1  | 0       | 1 | 1   | 0   | 0  | 1   | 12 | 3  | 5      | 8   | 0   |  |
| CONNOR BEDARD       | 2  | 0       | 0 | 0   | -3  | 0  | 4   | 2  | 0  | 0      | 0   | 0   |  |
| COLIN BLACKWELL     | 1  | 0       | 0 | 0   | -1  | 0  | 2   | 10 | 1  | 5      | 6   | 4   |  |
| JASON DICKINSON     | 2  | 1       | 1 | 2   | 0   | 0  | 4   | 8  | 2  | 2      | 4   | 2   |  |
| RYAN DONATO         | 2  | 1       | 0 | 1   | 0   | 2  | 5   | 8  | 3  | 2      | 5   | 19  |  |
| MACKENZIE ENTWISTLE | 2  | 0       | 0 | 0   | -2  | 2  | 2   | 5  | 0  | 1      | 1   | 2   |  |
| NICK FOLIGNO        | 2  | 0       | 0 | 0   | -1  | 9  | 3   | 50 | 12 | 9      | 21  | 45  |  |
| COLE GUTTMAN        | 1  | 0       | 0 | 0   | -3  | 0  | 4   | 1  | 0  | 0      | 0   | 0   |  |
| TAYLOR HALL         | 1  | 1       | 0 | 1   | -1  | 0  | 3   | 22 | 6  | 10     | 16  | 14  |  |
| REESE JOHNSON       | 1  | 0       | 0 | 0   | 0   | 2  | 0   | 3  | 0  | 0      | 0   | 4   |  |
| TYLER JOHNSON       | 1  | 0       | 1 | 1   | 0   | 0  | 2   | 23 | 9  | 11     | 20  | 4   |  |
| SETH JONES          | 1  | 0       | 0 | 0   | -3  | 0  | 0   | 27 | 1  | 13     | 14  | 6   |  |
| WYATT KAISER        | 1  | 0       | 1 | 1   | 1   | 0  | 2   | 2  | 0  | 1      | 1   | 0   |  |
| BORIS KATCHOUK      | 1  | 1       | 0 | 1   | 0   | 0  | 3   | 7  | 1  | 1      | 2   | 0   |  |
| KEVIN KORCHINSKI    | 2  | 0       | 0 | 0   | -4  | 0  | 1   | 2  | 0  | 0      | 0   | 0   |  |
| PHILIPP KURASHEV    | 2  | 0       | 0 | 0   | -2  | 0  | 2   | 5  | 0  | 0      | 0   | 0   |  |
| JAYCOB MEGNA        | 1  | 0       | 0 | 0   | 0   | 4  | 0   | 3  | 0  | 0      | 0   | 4   |  |
| CONNOR MURPHY       | 2  | 0       | 0 | 0   | 1   | 6  | 2   | 19 | 0  | 2      | 2   | 18  |  |
| LUKAS REICHEL       | 2  | 0       | 0 | 0   | -3  | 0  | 3   | 5  | 1  | 0      | 1   | 0   |  |
| BRETT SENEY         | 1  | 0       | 0 | 0   | 0   | 2  | 0   | 1  | 0  | 0      | 0   | 2   |  |
| ARVID SODERBLOM     | 2  | 0       | 0 | 0   | -   | 0  | 0   | 3  | 0  | 0      | 0   | 0   |  |
| ALEX VLASIC         | 2  | 0       | 1 | 1   | 0   | 17 | 6   | 3  | 0  | 1      | 1   | 17  |  |

Also with career statistics vs. Devils: LAURENT BROSSOIT (4-0-0-0-0); PETR MRAZEK (11-0-0-0-0); JOEY ANDERSON (1-0-0-0-0); TYLER BERTUZZI (17-9-13-22-18); TJ BRODIE (21-3-9-12-10); PAT MAROON (17-5-6-11-6); ALEC MARTINEZ (21-2-4-6-2); ILYA MIKHEYEV (7-3-2-5-4); ZACH SANFORD (6-0-1-1-4); CRAIG SMITH (28-5-10-15-4); TEUVO TERAVAINEN (25-8-10-18-6).

## GOALTENDING HISTORY vs. DEVILS

| GOALTENDER       | MIN | 2023-24 |    |      |   |     | MIN | GA  | SO   | CAREER |      |   |   |    |
|------------------|-----|---------|----|------|---|-----|-----|-----|------|--------|------|---|---|----|
|                  |     | GA      | SO | GAA  | W | L   |     |     |      | OT     | GAA  | W | L | OT |
| LAURENT BROSSOIT | -   | -       | -  | -    | - | 187 | 10  | 0   | 3.21 | 2      | 1    | 0 |   |    |
| PETR MRAZEK      | -   | -       | -  | -    | - | 613 | 20  | 2   | 1.96 | 8      | 2    | 0 |   |    |
| ARVID SODERBLOM  | 116 | 6       | 0  | 3.10 | 0 | 2   | 0   | 116 | 6    | 0      | 3.10 | 0 | 2 | 0  |



**ALL-TIME RECORD**

| DEVILS           | GP | W  | L  | O/T | OTL | PTS | GF  | GA  |
|------------------|----|----|----|-----|-----|-----|-----|-----|
| at New Jersey    | 98 | 42 | 44 | 12  | -   | 96  | 306 | 320 |
| at Colorado/Que. | 48 | 26 | 18 | 6   | -   | 58  | 183 | 153 |
|                  | 48 | 16 | 26 | 6   | -   | 38  | 122 | 164 |

**2023-24 SUMMARY**

|            | GP | W | L | OT | PTS | GF | GA | SF | SA | PIM | PP         | SHG |
|------------|----|---|---|----|-----|----|----|----|----|-----|------------|-----|
| NEW JERSEY | 2  | 1 | 1 | 0  | 2   | 8  | 9  | 54 | 70 | 20  | 2-9, 22.2% | 0   |
| COLORADO   | 2  | 1 | 1 | 0  | 2   | 9  | 8  | 70 | 54 | 29  | 1-8, 12.5% | 1   |

| DATE    | GAME# | RES | SCORE | LOCATION   | GOALTENDERS      | W/D GOAL |
|---------|-------|-----|-------|------------|------------------|----------|
| 11/7/23 | 12    | L   | 6-3   | © Colorado | VANECEK/Georgiev | Johansen |
| 2/6/24  | 48    | W   | 5-3   | © DEVILS   | VANECEK/Annunen  | MARINO   |

**INDIVIDUAL SCORING vs. AVALANCHE/NORDIQUES**

| PLAYER             | 2023-24 |   |   |     |     |     |   | WITH DEVILS |   |   |     |     |    |   | CAREER |     |     |  |  |
|--------------------|---------|---|---|-----|-----|-----|---|-------------|---|---|-----|-----|----|---|--------|-----|-----|--|--|
|                    | GP      | G | A | PTS | +/- | PIM | S | GP          | G | A | PTS | PIM | GP | G | A      | PTS | PIM |  |  |
| NATHAN BASTIAN     | 2       | 0 | 0 | 0   | 0   | 0   | 3 | 6           | 2 | 0 | 2   | 0   | 6  | 2 | 0      | 2   | 0   |  |  |
| JESPER BRATT       | 2       | 1 | 2 | 3   | -1  | 0   | 4 | 9           | 4 | 9 | 13  | 0   | 9  | 4 | 9      | 13  | 0   |  |  |
| DOUGIE HAMILTON    | 1       | 1 | 1 | 2   | -1  | 2   | 4 | 5           | 2 | 2 | 4   | 2   | 21 | 5 | 5      | 10  | 29  |  |  |
| SANTERI HATAKKA    | 1       | 1 | 0 | 0   | 1   | 2   | 2 | 1           | 0 | 0 | 0   | 0   | 1  | 0 | 0      | 0   | 0   |  |  |
| ERIK HAULA         | 2       | 1 | 1 | 2   | 1   | 0   | 5 | 4           | 1 | 0 | 2   | 0   | 27 | 5 | 7      | 12  | 10  |  |  |
| NICO HISCHIER      | 1       | 0 | 2 | 1   | 0   | 1   | 1 | 9           | 2 | 5 | 7   | 2   | 9  | 2 | 5      | 7   | 2   |  |  |
| LUKE HUGHES        | 2       | 0 | 0 | 0   | 1   | 2   | 1 | 2           | 0 | 0 | 0   | 2   | 2  | 0 | 0      | 0   | 2   |  |  |
| CURTIS LAZAR       | 2       | 0 | 0 | 0   | 0   | 2   | 0 | 2           | 0 | 0 | 0   | 2   | 12 | 1 | 3      | 4   | 2   |  |  |
| TIMO MEIER         | 2       | 1 | 1 | 2   | -1  | 2   | 5 | 2           | 1 | 1 | 2   | 2   | 6  | 2 | 8      | 13  | 20  |  |  |
| DAWSON MERCER      | 2       | 1 | 0 | 1   | -2  | 0   | 3 | 6           | 2 | 4 | 6   | 0   | 21 | 4 | 4      | 6   | 0   |  |  |
| SIMON NEMEC        | 1       | 0 | 1 | 1   | 1   | 1   | 2 | 0           | 1 | 1 | 2   | 1   | 1  | 0 | 1      | 1   | 2   |  |  |
| ONDREJ PALAT       | 2       | 0 | 2 | 2   | -1  | 2   | 1 | 3           | 1 | 2 | 3   | 2   | 19 | 5 | 9      | 14  | 8   |  |  |
| JONAS SIEGENTHALER | 1       | 0 | 0 | 0   | 0   | 0   | 2 | 4           | 0 | 1 | 1   | 2   | 6  | 0 | 1      | 1   | 4   |  |  |
| MAX WILLMAN        | 2       | 0 | 0 | 0   | -1  | 0   | 3 | 2           | 0 | 0 | 0   | 0   | 5  | 1 | 0      | 1   | 2   |  |  |

Also with career statistics vs. Avalanche/Nordiques: JAKE ALLEN (22-0-0-0-0 CAREER/0-0-0-0-0 WITH DEVILS, JACOB MARKSTROM (13-0-1-1-2/0-0-0-0-0); PAUL COTTER (4-0-0-0-0/0-0-0-0-0); BRENDEN DILLON (33-0-4-4-36/0-0-0-0-0); JACK HUGHES (4-1-2-3-0); JOHNATHAN KOVACEVIC (3-0-1-1-0/0-0-0-0-0); KURTIS MACDERMID (7-1-0-1-0/0-0-0-0-0); STEFAN NOESEN (16-1-3-4-2/6-1-1-2-0); BRETT PESCE (11-0-4-4-0/0-0-0-0-0); TOMAS TATAR (18-5-6-11-8/4-2-2-4-4).

**GOALTENDING HISTORY vs. AVALANCHE/NORDIQUES**

| GOALTENDER      | 2023-24 |    |    |      |   |   |    | WITH DEVILS |    |    |      |    |   |    | CAREER |    |    |      |   |   |    |
|-----------------|---------|----|----|------|---|---|----|-------------|----|----|------|----|---|----|--------|----|----|------|---|---|----|
|                 | MIN     | GA | SO | GAA  | W | L | OT | MIN         | GA | SO | GAA  | W  | L | OT | MIN    | GA | SO | GAA  | W | L | OT |
| JAKE ALLEN      | -       | -  | -  | -    | - | - | -  | 110         | 45 | 2  | 4.5  | 10 | 6 | 3  | -      | -  | -  | -    | - | - | -  |
| NICO DAWS       | 59      | 3  | 0  | 3.03 | 1 | 0 | 0  | 82          | 5  | 0  | 3.65 | 0  | 2 | 0  | 59     | 3  | 0  | 2.45 | 1 | 0 | 0  |
| JACOB MARKSTROM | -       | -  | -  | -    | - | - | -  | -           | -  | -  | -    | -  | - | -  | 788    | 34 | 0  | 2.59 | 7 | 5 | 1  |

| YEAR          | HOME W-L-O/T   | ROAD W-L-O/T   | TOTAL W-L-O/T   | GF-GA          | SF-SA            | PIM              | PP/PK                |
|---------------|----------------|----------------|-----------------|----------------|------------------|------------------|----------------------|
| 1982-83       | 1-0-0          | 0-2-0          | 1-2-0           | 12-15          | 86-116           | 43-51            | 3-9/2-11             |
| 1983-84       | 0-2-0          | 1-0-0          | 1-2-0           | 10-13          | 71-82            | 29-37            | 3-14/2-11            |
| 1984-85       | 1-0-0          | 0-1-1          | 1-1-1           | 13-12          | 76-86            | 36-40            | 5-13/4-11            |
| 1985-86       | 2-0-0          | 0-1-0          | 2-1-0           | 13-17          | 84-100           | 59-54            | 4-14/6-16            |
| 1986-87       | 0-0-1          | 0-1-1          | 0-1-2           | 10-14          | 113-89           | 59-62            | 2-17/4-15            |
| 1987-88       | 0-2-0          | 0-1-0          | 0-3-0           | 8-12           | 85-80            | 66-60            | 4-14/6-17            |
| 1988-89       | 0-1-0          | 1-1-0          | 1-2-0           | 13-15          | 102-97           | 107-139          | 5-17/4-18            |
| 1989-90       | 2-0-0          | 1-0-0          | 3-0-0           | 20-10          | 98-83            | 76-66            | 3-14/3-11            |
| 1990-91       | 1-0-0          | 1-1-0          | 2-1-0           | 11-5           | 97-79            | 67-66            | 2-12/2-13            |
| 1991-92       | 2-0-0          | 1-0-0          | 3-0-0           | 13-8           | 112-78           | 60-56            | 3-16/4-18            |
| 1992-93       | 0-2-0          | 1-1-0          | 1-3-0           | 11-18          | 139-107          | 72-74            | 2-23/6-22            |
| 1993-94       | 1-1-1*         | 1-0-1          | 2-1-2           | 16-10          | 168-120          | 117-67           | 0-14/2-22            |
| 1994-95       | 2-0-0          | 0-2-0          | 2-2-0           | 12-14          | 115-111          | 26-34            | 3-11/3-7             |
| 1995-96       | 1-0-0          | 1-0-0          | 2-0-0           | 5-3            | 59-56            | 14-16            | 1-7/1-6              |
| 1996-97       | 0-0-1          | 0-1-0          | 0-1-1           | 2-3            | 64-55            | 18-20            | 0-8/1-7              |
| 1997-98       | 1-0-0          | 1-0-0          | 2-0-0           | 6-1            | 56-44            | 21-25            | 2-9/0-7              |
| 1998-99       | 1-0-0          | 1-0-0          | 2-0-0           | 8-5            | 63-45            | 24-24            | 3-6/1-6              |
| 1999-00       | 0-0-1          | 0-1-0          | 0-1-1           | 5-10           | 56-49            | 10-12            | 1-6/1-5              |
| 2000-01       | 1-0-0          | 1-0-0          | 2-0-0           | 12-4           | 58-56            | 25-21            | 4-8/1-10             |
| 2001-02       | 0-1-0          | 0-1-0          | 0-2-0           | 0-4            | 56-41            | 43-37            | 0-5/1-8              |
| 2002-03       | 0-0-0          | 0-1-0          | 0-1-0           | 1-3            | 33-18            | 26-17            | 1-4/1-4              |
| 2003-04       | 1-0-0          | 0-0-1          | 1-0-1           | 5-4            | 59-49            | 16-16            | 1-6/1-6              |
| 2005-06       | 0-0-1          | 0-0-0          | 0-0-1           | 3-4            | 31-25            | 6-8              | 1-4/2-3              |
| 2006-07       | 0-0-0          | 0-0-0          | 0-0-0           | 0-0            | 0-0              | 0-0              | 0-0/0-0              |
| 2007-08       | 0-0-0          | 1-0-0          | 1-0-0           | 4-2            | 27-26            | 15-7             | 0-1/1-5              |
| 2008-09       | 1-0-0          | 0-0-0          | 1-0-0           | 4-0            | 32-24            | 11-13            | 1-4/0-3              |
| 2009-10       | 0-0-0          | 0-1-0          | 0-1-0           | 1-3            | 38-28            | 21-23            | 0-4/0-3              |
| 2010-11       | 0-1-0          | 0-0-0          | 0-1-0           | 2-3            | 43-22            | 15-26            | 1-3/1-4              |
| 2011-12       | 1-0-0          | 0-1-0          | 1-1-0           | 2-6            | 52-53            | 23-15            | 0-5/0-4              |
| 2012-13       | 0-0-0          | 0-0-0          | 0-0-0           | 0-0            | 0-0              | 0-0              | 0-0/0-0              |
| 2013-14       | 0-0-1          | 0-0-1          | 0-0-2           | 2-4            | 62-63            | 16-12            | 0-6/1-8              |
| 2014-15       | 0-1-0          | 0-0-1          | 0-1-1           | 3-5            | 49-58            | 12-8             | 0-4/0-6              |
| 2015-16       | 0-1-0          | 0-1-0          | 0-2-0           | 1-5            | 55-51            | 17-17            | 0-5/0-5              |
| 2016-17       | 1-0-0          | 0-1-0          | 1-1-0           | 5-5            | 67-52            | 12-8             | 1-4/1-6              |
| 2017-18       | 1-0-0          | 0-1-0          | 1-1-0           | 6-2            | 60-64            | 22-20            | 4-10/1-10            |
| 2018-19       | 0-1-0          | 0-1-0          | 0-2-0           | 3-8            | 52-68            | 25-23            | 2-9/1-9              |
| 2019-20       | 0-1-0          | 0-1-0          | 0-2-0           | 3-8            | 68-71            | 36-14            | 1-8/1-9              |
| 2020-21       |                |                |                 | DID NOT PLAY   |                  |                  |                      |
| 2021-22       | 1-0-0          | 0-1-0          | 1-1-0           | 6-6            | 70-56            | 12-12            | 2-6/3-6              |
| 2022-23       | 1-0-0          | 1-0-0          | 2-0-0           | 8-5            | 52-55            | 14-10            | 2-5/0-7              |
| 2023-24       | 1-0-0          | 0-1-0          | 1-1-0           | 8-9            | 54-70            | 20-29            | 2-9/1-8              |
| <b>TOTALS</b> | <b>24-14-6</b> | <b>14-23-6</b> | <b>38-37-12</b> | <b>266-272</b> | <b>2662-2427</b> | <b>1293-1270</b> | <b>69-333/69-347</b> |

\*Includes neutral site win @ Minneapolis, MN.

# COLORADO AVALANCHE

BALL ARENA • DENVER, CO  
 (303) 405-1100 • Fax (303) 893-0614  
 coloradoavalanche.com



AVALANCHE VS. DEVILS

**President of Hockey Operations** ..... Joe Sakic  
**General Manager** ..... Chris MacFarland  
**Assistant General Manager** ..... Kevin McDonald  
**Head Coach** ..... Jared Bednar  
**Assistant Coaches** ..... Nolan Pratt, Ray Bennett  
**Goaltending Coach** ..... Jussi Parkkila

## 2023-24 LEADERS


**Goals** ..... Nathan MacKinnon, 51      **PIM** ..... Josh Manson, 87  
**Assists** ..... Nathan MacKinnon, 89      **GAA** ..... Justus Annunen, 2.25  
**Points** ..... Nathan MacKinnon, 140      **Wins** ..... Alexander Georgiev, 38  
**+/-** ..... Nathan MacKinnon, +35      **ShO** ... A. Georgiev & J. Annunen, 2

## OTHER INFORMATION

**Leading Scorer vs. NJ** ..... Joe Sakic, 15g-24a-39pts  
**Leading Scorer vs. Col/Que.** ..... John MacLean, 11g-14a-25pts  
**Last Trade** ..... Devils obtained Ryan Graves in exchange for Mikhail Maltsev & 2021 2nd-rd pick (7/15/21)  
**Stanley Cups** ..... 3 (1995-96, 2000-01, 2021-22)  
**2024-2025 Schedule vs. Col.** ..... Nov. 7 @ NJD, Feb. 6 @ NJD



**BEDNAR**



**MACKINNON**

## INDIVIDUAL SCORING vs. DEVILS

| PLAYER             | 2023-24 |   |   |     |     |     |   | CAREER |   |    |     |     |
|--------------------|---------|---|---|-----|-----|-----|---|--------|---|----|-----|-----|
|                    | GP      | G | A | PTS | +/- | PIM | S | GP     | G | A  | PTS | PIM |
| JUSTUS ANNUNEN     | 1       | 0 | 0 | 0   | -   | 0   | 0 | 2      | 0 | 0  | 0   | 0   |
| ROSS COLTON        | 2       | 1 | 0 | 1   | -1  | 21  | 5 | 8      | 2 | 1  | 3   | 21  |
| JONATHAN DROUIN    | 2       | 0 | 2 | 2   | 0   | 0   | 4 | 15     | 2 | 5  | 7   | 2   |
| ALEXANDAR GEORGIEV | 1       | 0 | 0 | 0   | -   | 0   | 0 | 10     | 0 | 1  | 1   | 0   |
| SAMUEL GIRARD      | 2       | 1 | 0 | 1   | 0   | 0   | 3 | 11     | 1 | 4  | 5   | 2   |
| JOEL KIVIRANTA     | 1       | 0 | 0 | 0   | 0   | 0   | 0 | 5      | 1 | 1  | 2   | 0   |
| ARTTURI LEHKONEN   | 2       | 0 | 1 | 1   | -1  | 2   | 5 | 17     | 3 | 6  | 9   | 6   |
| NATHAN MACKINNON   | 2       | 1 | 1 | 2   | 1   | 0   | 7 | 19     | 7 | 12 | 19  | 8   |
| CALE MAKAR         | 2       | 1 | 3 | 4   | 3   | 0   | 8 | 6      | 2 | 6  | 8   | 2   |
| SAM MALINSKI       | 1       | 0 | 0 | 0   | -1  | 0   | 2 | 1      | 0 | 0  | 0   | 0   |
| JOSH MANSON        | 2       | 0 | 0 | 0   | -1  | 0   | 1 | 17     | 0 | 10 | 10  | 13  |
| MIKKO RANTANEN     | 2       | 3 | 1 | 4   | 1   | 2   | 9 | 14     | 9 | 8  | 17  | 4   |
| DEVON TOEWS        | 2       | 0 | 0 | 0   | 5   | 0   | 4 | 10     | 0 | 2  | 2   | 2   |
| MILES WOOD         | 2       | 1 | 1 | 2   | 2   | 0   | 5 | 2      | 1 | 1  | 2   | 0   |

Also with career statistics vs. Devils: ERIK BRANNSTROM (10-0-4-4-2); CALVIN DE HAAN (24-0-8-8-8); PARKER KELLY (6-0-0-0-0); JACOB MACDONALD (2-2-0-2-0); CASEY MITTELSTADT (16-3-6-9-4); CALLE ROSEN (4-0-0-0-2); CHRIS WAGNER (17-2-1-3-4).

## GOALTENDING HISTORY vs. DEVILS

| GOALTENDER         | MIN | 2023-24 |    |      |   |   | MIN | GA  | CAREER |    |      |   |   |    |
|--------------------|-----|---------|----|------|---|---|-----|-----|--------|----|------|---|---|----|
|                    |     | GA      | SO | GAA  | W | L |     |     | OT     | SO | GAA  | W | L | OT |
| JUSTUS ANNUNEN     | 58  | 4       | 0  | 4.09 | 0 | 1 | 0   | 116 | 10     | 0  | 5.16 | 0 | 2 | 0  |
| ALEXANDAR GEORGIEV | 60  | 3       | 0  | 3.00 | 1 | 0 | 0   | 545 | 25     | 1  | 2.75 | 7 | 2 | 0  |



**ALL-TIME RECORD**

| DEVILS        | GP | W  | L  | O/T | OTL | PTS | GF | GA |
|---------------|----|----|----|-----|-----|-----|----|----|
| at New Jersey | 25 | 12 | 9  | 4   | -   | 28  | 63 | 54 |
| at Columbus   | 26 | 10 | 14 | 2   | -   | 22  | 65 | 81 |

**2023-24 SUMMARY**

|            | GP | W | L | OT | PTS | GF | GA | SF  | SA  | PIM | PP         | SHG |
|------------|----|---|---|----|-----|----|----|-----|-----|-----|------------|-----|
| NEW JERSEY | 4  | 3 | 1 | 1  | 6   | 15 | 9  | 136 | 113 | 28  | 1-11, 9.1% | 0   |
| COLUMBUS   | 4  | 1 | 2 | 1  | 3   | 9  | 15 | 113 | 136 | 24  | 1-13, 7.7% | 0   |

| DATE     | GAME# | RES | SCORE | LOCATION   | GOALTENDERS        | W/D GOAL  |
|----------|-------|-----|-------|------------|--------------------|-----------|
| 11/24/23 | 18    | L   | 2-1   | @ DEVILS   | SCHMID/Merzlikins  | Robinson  |
| 12/16/23 | 28    | W   | 6-3   | @ Columbus | SCHMID/Tarasov     | J. HUGHES |
| 12/27/23 | 33    | Wot | 4-3   | @ DEVILS   | VANECEK/Merzlikins | MEIER     |
| 1/19/24  | 43    | W   | 4-1   | @ Columbus | VANECEK/Merzlikins | HOLTZ     |

**INDIVIDUAL SCORING vs. BLUE JACKETS**

| PLAYER             | 2023-24 |   |   |     |     |     |    | WITH DEVILS |   |   |     | CAREER |    |    |    |     |     |
|--------------------|---------|---|---|-----|-----|-----|----|-------------|---|---|-----|--------|----|----|----|-----|-----|
|                    | GP      | G | A | PTS | +/- | PIM | S  | GP          | G | A | PTS | PIM    | GP | G  | A  | PTS | PIM |
| NATHAN BASTIAN     | 4       | 1 | 0 | 1   | -1  | 0   | 6  | 8           | 1 | 2 | 3   | 7      | 9  | 1  | 2  | 3   | 7   |
| JESPER BRATT       | 4       | 0 | 3 | 3   | 2   | 0   | 14 | 21          | 4 | 9 | 13  | 2      | 21 | 4  | 9  | 13  | 2   |
| DOUGIE HAMILTON    | 1       | 0 | 0 | 0   | -2  | 0   | 3  | 6           | 1 | 1 | 2   | 2      | 32 | 6  | 8  | 14  | 12  |
| ERIK HAULA         | 4       | 1 | 1 | 2   | 1   | 2   | 6  | 7           | 2 | 4 | 6   | 4      | 30 | 9  | 7  | 16  | 12  |
| NICO HISCHIER      | 3       | 2 | 1 | 3   | 2   | 0   | 5  | 20          | 5 | 9 | 14  | 2      | 20 | 5  | 9  | 14  | 2   |
| JACK HUGHES        | 3       | 3 | 1 | 4   | 0   | 0   | 19 | 11          | 7 | 7 | 14  | 0      | 11 | 7  | 7  | 14  | 0   |
| LUKE HUGHES        | 4       | 1 | 0 | 1   | 2   | 2   | 6  | 4           | 1 | 0 | 1   | 2      | 4  | 1  | 0  | 1   | 2   |
| CURTIS LAZAR       | 3       | 0 | 0 | 0   | 2   | 0   | 3  | 3           | 0 | 0 | 0   | 0      | 20 | 0  | 2  | 2   | 7   |
| TIMO MEIER         | 3       | 1 | 0 | 1   | 1   | 2   | 10 | 4           | 3 | 1 | 4   | 2      | 13 | 4  | 4  | 8   | 6   |
| DAWSON MERCER      | 4       | 1 | 3 | 4   | 4   | 0   | 7  | 11          | 2 | 6 | 8   | 2      | 11 | 2  | 6  | 8   | 2   |
| SIMON NEMEC        | 3       | 0 | 2 | 2   | 3   | 0   | 3  | 3           | 0 | 2 | 2   | 0      | 3  | 0  | 2  | 2   | 0   |
| ONDREJ PALAT       | 3       | 1 | 1 | 2   | 3   | 2   | 7  | 5           | 1 | 2 | 3   | 2      | 33 | 11 | 12 | 23  | 14  |
| JONAS SIEGENTHALER | 3       | 0 | 0 | 0   | -1  | 2   | 6  | 9           | 1 | 0 | 1   | 6      | 15 | 1  | 0  | 1   | 15  |
| MAX WILLMAN        | 1       | 0 | 1 | 1   | 1   | 0   | 3  | 1           | 0 | 1 | 1   | 0      | 3  | 0  | 1  | 1   | 0   |

Also with career statistics vs. Blue Jackets: JAKE ALLEN (9-0-0-0-0 CAREER/0-0-0-0-0 WITH DEVILS, JACOB MARKSTROM (8-0-0-0-0-2/0-0-0-0-0); PAUL COTTER (4-1-0-1-2/0-0-0-0-0); BRENDEN DILLON (22-2-5-7-19/0-0-0-0-0), NOLAN FOOTE (2-0-0-0-0), JOHNATHAN KOVACEVIC (6-0-3-3-4/0-0-0-0-0), KURTIS MACDERMID (3-0-0-0-7/0-0-0-0-0), STEFAN NOESEN (17-1-5-6-4/9-1-2-3-2); BRETT PESCE 36-3-13-16-14/0-0-0-0-0), TOMAS TATAR (32-9-9-18-8/7-2-2-4-2).

**GOALTENDING HISTORY vs. BLUE JACKETS**

| GOALTENDER      | 2023-24 |    |    |     |   |   |    | WITH DEVILS |    |    |      |   | CAREER |    |     |    |    |      |   |   |    |   |
|-----------------|---------|----|----|-----|---|---|----|-------------|----|----|------|---|--------|----|-----|----|----|------|---|---|----|---|
|                 | MIN     | GA | SO | GAA | W | L | OT | MIN         | GA | SO | GAA  | W | L      | OT | MIN | GA | SO | GAA  | W | L | OT |   |
| JAKE ALLEN      | -       | -  | -  | -   | - | - | -  | -           | -  | -  | -    | - | -      | -  | 448 | 22 | 0  | 2.94 | 4 | 1 | 1  | 0 |
| NICO DAWS       | -       | -  | -  | -   | - | - | -  | 57          | 4  | 0  | 4.15 | 0 | 1      | 0  | 58  | 4  | 0  | 4.15 | 0 | 1 | 0  | 0 |
| JACOB MARKSTROM | -       | -  | -  | -   | - | - | -  | -           | -  | -  | -    | - | -      | -  | 421 | 15 | 1  | 2.13 | 4 | 3 | 0  | 0 |

| YEAR          | HOME W-L-O/T  | ROAD W-L-O/T   | TOTAL W-L-O/T  | GF-GA          | SF-SA            | PIM            | PP/PK                |
|---------------|---------------|----------------|----------------|----------------|------------------|----------------|----------------------|
| 2000-01       | 0-0-1         | 1-0-0          | 1-0-1          | 8-5            | 75-39            | 33-25          | 4-9/0-8              |
| 2001-02       | 0-0-0         | 0-1-0          | 0-1-0          | 1-3            | 30-23            | 7-9            | 0-1/0-0              |
| 2002-03       | 1-0-0         | 0-1-0          | 1-1-0          | 5-6            | 65-49            | 32-34          | 0-12/3-11            |
| 2003-04       | 0-0-0         | 1-0-0          | 1-0-0          | 4-3            | 39-31            | 15-11          | 1-3/1-5              |
| 2005-06       | 0-0-0         | 0-0-1          | 0-0-1          | 2-3            | 30-39            | 17-21          | 0-7/1-5              |
| 2006-07       | 1-0-0         | 0-0-0          | 1-0-0          | 1-0            | 21-22            | 15-27          | 0-5/0-4              |
| 2007-08       | 0-0-0         | 0-0-0          | 0-0-0          | 0-0            | 0-0              | 0-0            | 0-0/0-0              |
| 2008-09       | 0-0-0         | 1-0-0          | 1-0-0          | 2-1            | 28-27            | 6-2            | 1-1/0-3              |
| 2009-10       | 1-0-0         | 0-0-0          | 1-0-0          | 6-3            | 30-22            | 23-19          | 3-6/0-3              |
| 2010-11       | 0-0-0         | 1-0-0          | 1-0-0          | 3-0            | 31-13            | 2-8            | 0-4/0-1              |
| 2011-12       | 1-0-0         | 0-0-0          | 1-0-0          | 2-1            | 24-36            | 12-6           | 0-3/0-6              |
| 2012-13       | 0-0-0         | 0-0-0          | 0-0-0          | 0-0            | 0-0              | 0-0            | 0-0/0-0              |
| 2013-14       | 1-0-1         | 0-2-0          | 1-2-1          | 11-13          | 111-96           | 30-32          | 3-12/1-12            |
| 2014-15       | 1-1-0         | 1-0-1          | 2-1-1          | 9-8            | 97-122           | 38-48          | 4-17/2-13            |
| 2015-16       | 1-2-0         | 0-2-0          | 1-4-0          | 8-18           | 130-125          | 37-49          | 3-20/2-14            |
| 2016-17       | 0-2-0         | 1-1-0          | 1-3-0          | 6-10           | 119-106          | 19-35          | 2-9/0-6              |
| 2017-18       | 0-2-0         | 1-1-0          | 1-3-0          | 9-14           | 126-139          | 34-18          | 0-8/2-17             |
| 2018-19       | 0-1-1         | 0-2-0          | 0-3-1          | 3-10           | 114-125          | 17-13          | 0-9/1-13             |
| 2019-20       | 1-0-0         | 0-2-0          | 1-2-0          | 4-13           | 89-126           | 34-28          | 0-6/0-9              |
| 2020-21       | DID NOT PLAY  |                |                |                |                  |                |                      |
| 2021-22       | 1-0-1         | 0-2-0          | 1-2-1          | 12-13          | 130-125          | 29-31          | 3-13/3-12            |
| 2022-23       | 2-0-0         | 1-0-0          | 3-0-0          | 18-4           | 121-71           | 36-21          | 3-8/1-10             |
| 2023-24       | 1-1-0         | 2-0-0          | 3-1-0          | 15-9           | 136-113          | 28-24          | 1-11/1-13            |
| <b>TOTALS</b> | <b>12-9-4</b> | <b>10-14-2</b> | <b>22-23-6</b> | <b>130-138</b> | <b>1546-1449</b> | <b>480-484</b> | <b>28-164/18-164</b> |



# COLUMBUS BLUE JACKETS

NATIONWIDE ARENA • COLUMBUS, OH  
 (614) 246-4625 • Fax (614) 246-4007  
 BlueJackets.com



BLUE JACKETS VS. DEVILS


**President, Hockey Operations & Alternate Governor** ..... Don Waddell  
**Senior Advisor & Alternate Governor** ..... John Davidson  
**General Manager** ..... Jarmo Kekalainen  
**Assistant General Managers** ..... Basil McRae, Josh Flynn  
**Head Coach** ..... Dean Evason  
**Assistant Coaches** ..... Jared Boll, Scott Ford, Mike Haviland, Steve McCarthy  
**Goaltending Coach** ..... Nicklas Backstrom

## 2023-24 LEADERS


**Goals** ..... Kirill Marchenko, 23      **PIM** ..... Erik Gudbranson, 74  
**Assists** ..... Johnny Gaudreau, 48      **GAA** ..... Daniil Tarasov, 3.18  
**Points** ..... Johnny Gaudreau, 60      **Wins** ..... Elvis Merzlikins, 13  
**+/-** ..... Nick Blankenburg, +1      **ShO** ..... Elvis Merzlikins, 1

## OTHER INFORMATION

**Leading Scorer vs. NJ** ..... Cam Atkinson, 12g-8a-20pts  
**Leading Scorer vs. CBJ** ..... Patrik Elias, 4g-13a-17pts  
**Last Trade** ..... Traded defenseman Damon Severson in exchange for a 2023 3rd-round draft pick (originally CGY's selection acquired by CBJ via SEA, 80th overall - then traded to CGY for T. Toffoli on 6/27/23)  
**Stanley Cups** ..... None  
**2024-2025 Schedule vs. CBJ** ..... Dec. 19 @ CBJ, Mar. 11 @ NJD & Mar. 17 @ CBJ



**EVASON**



**GAUDREAU**

## INDIVIDUAL SCORING vs. DEVILS

| PLAYER           | 2023-24 |   |   |     |     |     |    | CAREER |    |    |     |     |
|------------------|---------|---|---|-----|-----|-----|----|--------|----|----|-----|-----|
|                  | GP      | G | A | PTS | +/- | PIM | S  | GP     | G  | A  | PTS | PIM |
| YEGOR CHINAKHOV  | 4       | 2 | 1 | 3   | -3  | 2   | 6  | 7      | 4  | 1  | 5   | 4   |
| JUSTIN DANFORTH  | 4       | 1 | 1 | 2   | 0   | 0   | 11 | 5      | 1  | 1  | 2   | 0   |
| JOHNNY GAUDREAU  | 4       | 0 | 3 | 3   | -1  | 0   | 4  | 20     | 7  | 19 | 26  | 6   |
| ERIK GUDBRANSON  | 4       | 0 | 1 | 1   | -2  | 2   | 7  | 22     | 0  | 4  | 4   | 10  |
| BOONE JENNER     | 2       | 1 | 0 | 1   | 0   | 0   | 3  | 34     | 11 | 8  | 19  | 14  |
| KENT JOHNSON     | 3       | 0 | 0 | 0   | -5  | 0   | 8  | 6      | 0  | 1  | 1   | 0   |
| SEAN KURALY      | 3       | 0 | 0 | 0   | -1  | 2   | 3  | 23     | 1  | 6  | 7   | 10  |
| PATRIK LAINE     | 1       | 0 | 0 | 0   | 0   | 0   | 2  | 15     | 5  | 5  | 10  | 2   |
| KIRILL MARCHENKO | 4       | 1 | 0 | 1   | 1   | 0   | 8  | 6      | 1  | 0  | 1   | 0   |
| ELVIS MERZLIKINS | 3       | 0 | 0 | 0   | -   | 0   | 0  | 8      | 0  | 0  | 0   | 2   |
| MATHIEU OLIVIER  | 3       | 0 | 0 | 0   | -1  | 0   | 3  | 5      | 0  | 0  | 0   | 0   |
| IVAN PROVOROV    | 4       | 0 | 0 | 0   | 0   | 2   | 5  | 35     | 4  | 16 | 20  | 8   |
| DAMON SEVERSON   | 2       | 0 | 0 | 0   | -3  | 0   | 1  | 2      | 0  | 0  | 0   | 0   |
| COLE SILLINGER   | 4       | 1 | 0 | 1   | -3  | 2   | 6  | 10     | 1  | 3  | 4   | 2   |
| DANIIL TARASOV   | 1       | 0 | 0 | 0   | -   | 0   | 0  | 1      | 0  | 0  | 0   | 0   |
| DMITRI VORONKOV  | 4       | 0 | 1 | 1   | 0   | 2   | 7  | 4      | 0  | 1  | 1   | 2   |
| ZACH WERENSKI    | 3       | 0 | 0 | 0   | 0   | 2   | 7  | 21     | 3  | 4  | 7   | 6   |

Also with career statistics vs. Devils: JAKE CHRISTIANSEN (2-1-0-1-0); DYLAN GAMBRELL (7-0-0-0-0); JACK JOHNSON (39-3-7-10-14); SEAN MONAHAN (19-10-12-22-0).

## GOALTENDING HISTORY vs. DEVILS

| GOALTENDER       | 2023-24 |    |    |      |   |   | CAREER |     |    |    |      |   |   |    |
|------------------|---------|----|----|------|---|---|--------|-----|----|----|------|---|---|----|
|                  | MIN     | GA | SO | GAA  | W | L | OT     | MIN | GA | SO | GAA  | W | L | OT |
| ELVIS MERZLIKINS | 182     | 9  | 0  | 2.97 | 1 | 1 | 1      | 487 | 25 | 1  | 3.08 | 3 | 3 | 2  |
| DANIIL TARASOV   | 57      | 5  | 0  | 5.22 | 0 | 1 | 0      | 57  | 5  | 0  | 5.22 | 0 | 1 | 0  |



ALL-TIME RECORD

|                | GP  | W  | L  | O/T | OTL | PTS | GF  | GA  |
|----------------|-----|----|----|-----|-----|-----|-----|-----|
| DEVILS         | 118 | 48 | 56 | 14  | -   | 110 | 343 | 374 |
| at New Jersey  | 58  | 29 | 22 | 7   | -   | 65  | 189 | 167 |
| at Dallas/Min. | 60  | 19 | 34 | 7   | -   | 45  | 154 | 206 |

2023-24 SUMMARY

|            | GP | W | L | OT | PTS | GF | GA | SF | SA | PIM | PP         | SHG |
|------------|----|---|---|----|-----|----|----|----|----|-----|------------|-----|
| NEW JERSEY | 2  | 1 | 1 | 0  | 2   | 8  | 8  | 51 | 73 | 28  | 0-3, 0.0%  | 0   |
| DALLAS     | 2  | 1 | 1 | 0  | 2   | 8  | 8  | 73 | 51 | 6   | 1-9, 11.1% | 1   |

| DATE    | GAME# | RES | SCORE | LOCATION | GOALTENDERS                 | W/D GOAL |
|---------|-------|-----|-------|----------|-----------------------------|----------|
| 1/20/24 | 44    | L   | 6-2   | @ DEVILS | DAWS/Wedgewood              | Duchene  |
| 3/14/24 | 66    | W   | 6-2   | @ Dallas | ALLEN/Oettinger, *Wedgewood | MERCER   |

\* Wedgewood replaced Oettinger in 2nd period

INDIVIDUAL SCORING vs. STARS/NORTH STARS

| PLAYER           | 2023-24 |   |   |     |     |     | WITH DEVILS |    |   |   |     |     | CAREER |   |    |     |     |  |
|------------------|---------|---|---|-----|-----|-----|-------------|----|---|---|-----|-----|--------|---|----|-----|-----|--|
|                  | GP      | G | A | PTS | +/- | PIM | S           | GP | G | A | PTS | PIM | GP     | G | A  | PTS | PIM |  |
| JAKE ALLEN       | 1       | 0 | 0 | 0   | -   | 0   | 0           | 1  | 0 | 0 | 0   | 0   | 21     | 0 | 0  | 0   | 0   |  |
| NATHAN BASTIAN   | 1       | 0 | 0 | 0   | -2  | 2   | 0           | 3  | 0 | 1 | 1   | 4   | 3      | 0 | 1  | 1   | 4   |  |
| JESPER BRATT     | 2       | 1 | 1 | 2   | 2   | 0   | 5           | 11 | 3 | 4 | 7   | 0   | 11     | 3 | 4  | 7   | 0   |  |
| NICO DAWS        | 1       | 0 | 0 | 0   | -   | 0   | 0           | 2  | 0 | 0 | 0   | 0   | 2      | 0 | 0  | 0   | 0   |  |
| NICK DESIMONE    | 1       | 0 | 1 | 1   | 1   | 0   | 1           | 1  | 0 | 0 | 1   | 0   | 1      | 0 | 1  | 1   | 0   |  |
| SANTERI HATAKKA  | 1       | 0 | 0 | 0   | 0   | 0   | 2           | 1  | 0 | 0 | 1   | 0   | 1      | 0 | 0  | 0   | 0   |  |
| ERIK HAULA       | 2       | 1 | 0 | 1   | -1  | 0   | 9           | 4  | 1 | 0 | 1   | 2   | 32     | 9 | 5  | 14  | 35  |  |
| NICO HIRSCHIER   | 2       | 0 | 2 | 2   | 2   | 0   | 1           | 11 | 2 | 5 | 7   | 0   | 11     | 2 | 5  | 7   | 0   |  |
| JACK HUGHES      | 1       | 0 | 0 | 0   | 1   | 0   | 0           | 6  | 2 | 1 | 3   | 0   | 6      | 2 | 1  | 3   | 0   |  |
| LUKE HUGHES      | 2       | 0 | 1 | 1   | 1   | 0   | 3           | 2  | 0 | 1 | 1   | 0   | 2      | 0 | 1  | 1   | 0   |  |
| CURTIS LAZAR     | 2       | 0 | 1 | 1   | 2   | 0   | 1           | 2  | 0 | 1 | 1   | 0   | 10     | 0 | 3  | 3   | 6   |  |
| KURTIS MACDERMID | 1       | 0 | 1 | 1   | 2   | 0   | 1           | 1  | 0 | 1 | 1   | 2   | 5      | 0 | 1  | 1   | 4   |  |
| TIMO MEIER       | 2       | 1 | 2 | 3   | 1   | 0   | 6           | 2  | 1 | 2 | 3   | 0   | 16     | 8 | 8  | 16  | 4   |  |
| DAWSON MERCER    | 2       | 1 | 0 | 1   | 0   | 0   | 3           | 6  | 1 | 0 | 1   | 0   | 6      | 1 | 0  | 1   | 0   |  |
| SIMON NEMEC      | 2       | 0 | 1 | 1   | 1   | 2   | 0           | 2  | 0 | 1 | 1   | 2   | 2      | 0 | 1  | 0   | 0   |  |
| ONDREJ PALAT     | 1       | 0 | 0 | 0   | -1  | 0   | 0           | 2  | 0 | 0 | 0   | 0   | 24     | 7 | 18 | 25  | 2   |  |
| MAX WILLMAN      | 1       | 0 | 0 | 0   | -1  | 0   | 0           | 1  | 0 | 0 | 0   | 0   | 2      | 0 | 0  | 0   | 0   |  |

Also with career statistics vs. Stars/North Stars: JACOB MARKSTROM (16-0-2-2-4/0-0-0-0-0); PAUL COTTER (6-1-1-2-2/0-0-0-0-0); BRENDEN DILLON (26-1-4-5-22/0-0-0-0-0); JOHNNATHAN KOVACEVIC (4-0-1-1-0/0-0-0-0-0); STEFAN NOESEN (11-1-0-1-4/5-0-0-0-2); BRETT PESCE (22-0-8-8-30/0-0-0-0-0); TOMAS TATAR (21-2-9-11-4/4-0-0-0-0).

GOALTENDING HISTORY vs. STARS/NORTH STARS

| GOALTENDER      | 2023-24 |    |    |      |   |   | WITH DEVILS |      |    |    |      |    | CAREER |    |     |    |    |      |   |   |    |  |
|-----------------|---------|----|----|------|---|---|-------------|------|----|----|------|----|--------|----|-----|----|----|------|---|---|----|--|
|                 | MIN     | GA | SO | GAA  | W | L | OT          | MIN  | GA | SO | GAA  | W  | L      | OT | MIN | GA | SO | GAA  | W | L | OT |  |
| JAKE ALLEN      | -       | -  | -  | -    | - | - | -           | 1252 | 50 | 3  | 2.40 | 12 | 7      | 1  |     |    |    |      |   |   |    |  |
| NICO DAWS       | 59      | 6  | 0  | 6.03 | 0 | 1 | 0           | 119  | 7  | 0  | 3.51 | 1  | 1      | 0  | 119 | 7  | 0  | 3.51 | 1 | 1 | 0  |  |
| JACOB MARKSTROM | -       | -  | -  | -    | - | - | -           | -    | -  | -  | -    | -  | -      | -  | 916 | 48 | 1  | 3.14 | 8 | 3 | 3  |  |

| YEAR          | HOME           |                | ROAD           |                | TOTAL            |                  | GF-GA                | SF-SA | PIM | PP/PK |  |
|---------------|----------------|----------------|----------------|----------------|------------------|------------------|----------------------|-------|-----|-------|--|
|               | W-L-O/T        | W-L-O/T        | W-L-O/T        | W-L-O/T        |                  |                  |                      |       |     |       |  |
| 1982-83       | 0-2-0          | 0-1-0          | 0-3-0          | 6-13           | 76-101           | 61-67            | 3-14/3-11            |       |     |       |  |
| 1983-84       | 0-1-0          | 1-1-0          | 1-2-0          | 3-9            | 86-102           | 46-54            | 0-17/2-10            |       |     |       |  |
| 1984-85       | 1-0-1          | 0-1-0          | 1-1-1          | 9-9            | 92-97            | 78-72            | 2-14/2-14            |       |     |       |  |
| 1985-86       | 0-1-0          | 1-1-0          | 1-2-0          | 11-18          | 98-92            | 37-37            | 1-10/4-10            |       |     |       |  |
| 1986-87       | 1-1-0          | 0-1-0          | 1-2-0          | 10-13          | 113-98           | 70-88            | 2-21/3-17            |       |     |       |  |
| 1987-88       | 1-1-0          | 2-0-0          | 3-0-0          | 15-10          | 106-91           | 102-86           | 3-13/3-16            |       |     |       |  |
| 1988-89       | 1-1-0          | 0-0-1          | 1-1-1          | 8-11           | 97-100           | 71-83            | 2-14/3-13            |       |     |       |  |
| 1989-90       | 0-1-0          | 1-1-0          | 1-2-0          | 10-10          | 102-103          | 61-50            | 1-13/2-9             |       |     |       |  |
| 1990-91       | 1-1-0          | 1-0-0          | 2-1-0          | 11-8           | 84-99            | 53-45            | 4-14/2-17            |       |     |       |  |
| 1991-92       | 0-1-0          | 0-1-0          | 0-2-0          | 4-7            | 55-50            | 54-78            | 1-9/0-3              |       |     |       |  |
| 1992-93       | 1-0-0          | 0-1-0          | 1-1-0          | 7-5            | 57-54            | 64-80            | 3-9/1-11             |       |     |       |  |
| 1993-94       | 1-0-0          | 1-0-0          | 2-0-0          | 10-2           | 67-59            | 48-45            | 2-10/1-10            |       |     |       |  |
| 1994-95       | 0-0-0          | 0-0-0          | 0-0-0          | 0-0            | 0-0              | 0-0              | 0-0/0-0              |       |     |       |  |
| 1995-96       | 1-0-0          | 0-1-0          | 1-1-0          | 7-4            | 75-62            | 47-60            | 5-15/1-12            |       |     |       |  |
| 1996-97       | 0-1-0          | 1-0-0          | 1-1-0          | 5-6            | 53-59            | 19-13            | 0-4/0-7              |       |     |       |  |
| 1997-98       | 0-1-0          | 0-1-0          | 0-2-0          | 4-7            | 46-62            | 42-14            | 2-5/0-9              |       |     |       |  |
| 1998-99       | 0-0-0          | 1-0-0          | 1-0-0          | 5-2            | 25-18            | 12-10            | 0-4/2-5              |       |     |       |  |
| 1999-00       | 0-1-0          | 0-1-0          | 0-2-0          | 3-5            | 49-60            | 16-12            | 1-4/1-6              |       |     |       |  |
| 2000-01       | 1-0-0          | 1-0-0          | 2-0-0          | 8-2            | 42-57            | 18-12            | 1-4/0-7              |       |     |       |  |
| 2001-02       | 0-0-0          | 1-0-0          | 1-0-0          | 3-0            | 21-22            | 6-4              | 1-2/0-3              |       |     |       |  |
| 2002-03       | 1-0-0          | 0-0-0          | 1-0-0          | 5-3            | 32-25            | 6-6              | 0-3/1-3              |       |     |       |  |
| 2003-04       | 0-0-0          | 0-1-0          | 0-1-0          | 0-2            | 21-21            | 14-16            | 0-3/1-2              |       |     |       |  |
| 2005-06       | 0-0-0          | 0-0-0          | 0-0-0          | 0-0            | 0-0              | 0-0              | 0-0/0-0              |       |     |       |  |
| 2006-07       | 0-0-0          | 0-1-0          | 0-1-0          | 1-3            | 20-31            | 15-33            | 1-9/0-5              |       |     |       |  |
| 2007-08       | 1-0-0          | 0-0-0          | 1-0-0          | 4-2            | 26-21            | 6-6              | 0-3/0-3              |       |     |       |  |
| 2008-09       | 1-0-0          | 0-1-0          | 1-1-0          | 7-4            | 56-65            | 23-23            | 1-8/1-8              |       |     |       |  |
| 2009-10       | 1-0-0          | 0-1-0          | 1-1-0          | 7-5            | 61-54            | 16-20            | 3-9/2-7              |       |     |       |  |
| 2010-11       | 0-0-1          | 1-0-0          | 1-0-1          | 4-7            | 53-47            | 14-14            | 2-5/0-5              |       |     |       |  |
| 2011-12       | 1-0-0          | 0-1-0          | 1-1-0          | 7-6            | 63-59            | 14-12            | 0-5/0-6              |       |     |       |  |
| 2012-13       | 0-0-0          | 0-0-0          | 0-0-0          | 0-0            | 0-0              | 0-0              | 0-0/0-0              |       |     |       |  |
| 2013-14       | 1-0-0          | 1-0-0          | 2-0-0          | 4-2            | 58-42            | 16-14            | 2-5/0-6              |       |     |       |  |
| 2014-15       | 0-0-1          | 0-1-0          | 0-1-0          | 4-7            | 55-77            | 18-14            | 1-2/1-4              |       |     |       |  |
| 2015-16       | 1-0-0          | 0-1-0          | 1-1-0          | 5-6            | 50-56            | 17-19            | 1-7/0-6              |       |     |       |  |
| 2016-17       | 0-0-1          | 1-0-0          | 1-0-1          | 3-3            | 54-56            | 17-7             | 0-1/2-6              |       |     |       |  |
| 2017-18       | 1-0-0          | 0-1-0          | 1-1-0          | 8-6            | 68-63            | 26-32            | 3-10/2-9             |       |     |       |  |
| 2018-19       | 1-0-0          | 0-1-0          | 1-1-0          | 7-5            | 68-64            | 22-31            | 2-10/1-6             |       |     |       |  |
| 2019-20       | 0-0-1          | 0-1-0          | 0-1-1          | 0-2            | 57-73            | 14-12            | 0-6/0-7              |       |     |       |  |
| 2020-21       | DID NOT PLAY   |                |                |                |                  |                  |                      |       |     |       |  |
| 2021-22       | 0-1-0          | 1-0-0          | 1-1-0          | 4-6            | 60-60            | 21-19            | 1-6/1-7              |       |     |       |  |
| 2022-23       | 0-1-0          | 1-0-0          | 1-1-0          | 4-6            | 65-67            | 10-10            | 0-5/1-5              |       |     |       |  |
| 2023-24       | 0-1-0          | 1-0-0          | 1-1-0          | 8-8            | 51-73            | 28-6             | 0-3/1-9              |       |     |       |  |
| <b>TOTALS</b> | <b>18-15-5</b> | <b>17-20-2</b> | <b>35-35-7</b> | <b>107-117</b> | <b>2265-2336</b> | <b>1208-1204</b> | <b>51-296/44-291</b> |       |     |       |  |

# DALLAS STARS

AMERICAN AIRLINES CENTER • DALLAS, TX  
(214) 387-5500 • Fax (214) 387-5564  
dallasstars.com



STARS VS. DEVILS

**General Manager/Alternate Governor** ..... Jim Nill  
**Assistant General Managers** ..... Scott White, Mark Janko  
**Head Coach** ..... Pete Deboer  
**Assistant Coaches** ..... Steve Spott, Misha Donskov, Alain Nasreddine  
**Goaltending Coach** ..... Jeff Reese

## 2023-24 LEADERS


**Goals** ..... Wyatt Johnston, 32      **PIM** ..... Mason Marchment, 54  
**Assists** ..... Jason Robertson, 51      **GAA** ..... Jake Oettinger, 2.72  
**Points** ..... Jason Robertson, 80      **Wins** ..... Jake Oettinger, 35  
**+/-** ..... Thomas Harley, +28      **ShO** ..... Jake Oettinger, 3

## OTHER INFORMATION

**Leading Scorer vs. NJ** ..... Neal Broten, 11g-17a-28pts  
**Leading Scorer vs. Dal./Min.** ..... Patrik Elias, 6g-19a-25pts  
**Last Trade** ..... Devils acquired a 2026 4th round draft pick in exchange for Chris Tanev in a 3-team trade with Calgary.)  
**Stanley Cups** ..... 1 (1998-99)  
**2024-2025 Schedule vs. Dal.** ..... 2/22 @ NJD & 3/4 @ DAL



DEBOER



BENN

## INDIVIDUAL SCORING vs. DEVILS

| PLAYER          | 2023-24 |   |   |     |     |     |    | CAREER |   |    |     |     |
|-----------------|---------|---|---|-----|-----|-----|----|--------|---|----|-----|-----|
|                 | GP      | G | A | PTS | +/- | PIM | S  | GP     | G | A  | PTS | PIM |
| JAMIE BENN      | 2       | 0 | 2 | 2   | -1  | 0   | 6  | 26     | 3 | 8  | 11  | 25  |
| EVGENII DADONOV | 1       | 0 | 0 | 0   | 0   | 0   | 0  | 16     | 3 | 8  | 11  | 4   |
| MATT DUCHENE    | 2       | 1 | 0 | 1   | 0   | 0   | 5  | 24     | 9 | 15 | 24  | 6   |
| THOMAS HARLEY   | 2       | 0 | 3 | 3   | 1   | 0   | 4  | 2      | 0 | 3  | 3   | 0   |
| MIRO HEISKANEN  | 1       | 0 | 0 | 0   | -1  | 0   | 4  | 9      | 2 | 3  | 5   | 8   |
| ROOPE HINTZ     | 2       | 2 | 0 | 2   | 2   | 0   | 10 | 9      | 5 | 3  | 8   | 2   |
| WYATT JOHNSTON  | 2       | 2 | 1 | 3   | 2   | 0   | 9  | 4      | 2 | 2  | 4   | 0   |
| ESA LINDELL     | 2       | 0 | 1 | 1   | -1  | 0   | 2  | 13     | 1 | 4  | 5   | 4   |
| NILS LUNDKVIST  | 1       | 0 | 0 | 0   | 1   | -1  | 0  | 4      | 0 | 0  | 0   | 0   |
| MASON MARCHMENT | 1       | 0 | 0 | 0   | 0   | 0   | 1  | 4      | 1 | 1  | 2   | 6   |
| JAKE OETTINGER  | 1       | 0 | 0 | 0   | -   | 0   | 0  | 3      | 0 | 0  | 0   | 0   |
| JASON ROBERTSON | 2       | 0 | 2 | 2   | 1   | 2   | 2  | 6      | 0 | 4  | 4   | 2   |
| TYLER SEGUIN    | 1       | 0 | 1 | 1   | 0   | 0   | 1  | 30     | 8 | 9  | 17  | 10  |
| LOGAN STANKOVEN | 1       | 0 | 0 | 0   | -1  | 0   | 1  | 1      | 0 | 0  | 0   | 0   |
| SAM STEEL       | 2       | 0 | 0 | 0   | -1  | 0   | 2  | 5      | 0 | 0  | 0   | 2   |

Also with career statistics vs. Devils: CASEY DESMITH (8-0-0-0-0); KYLE CAPOBIANCO (2-0-0-0-2); MATTHEW DUMBA (13-1-2-3-6); KOLE LIND (1-0-0-0-0); ILYA LYBUSHKIN (11-0-1-1-4); ALEXANDER PETROVIC (9-0-2-2-16); BRENDAN SMITH (31-4-5-9-31).

## GOALTENDING HISTORY vs. DEVILS

| GOALTENDER     | 2023-24 |    |    |      |   |   | CAREER |     |    |    |      |   |   |    |
|----------------|---------|----|----|------|---|---|--------|-----|----|----|------|---|---|----|
|                | MIN     | GA | SO | GAA  | W | L | OT     | MIN | GA | SO | GAA  | W | L | OT |
| CASEY DESMITH  | -       | -  | -  | -    | - | - | -      | 401 | 18 | 0  | 2.69 | 3 | 3 | 0  |
| JAKE OETTINGER | 143     | 10 | 0  | 4.18 | 0 | 2 | 1      | 59  | 3  | 0  | 3.03 | 0 | 1 | 0  |



**ALL-TIME RECORD**

|               | GP  | W  | L  | O/T | OTL | PTS | GF  | GA  |
|---------------|-----|----|----|-----|-----|-----|-----|-----|
| <b>DEVILS</b> | 117 | 49 | 53 | 15  | -   | 113 | 361 | 384 |
| at New Jersey | 59  | 29 | 18 | 12  | -   | 70  | 185 | 159 |
| at Detroit    | 58  | 20 | 35 | 3   | -   | 43  | 175 | 224 |

**2023-24 SUMMARY**

|            | GP | W | L | OT | PTS | GF | GA | SF | SA | PIM | PP          | SHG |
|------------|----|---|---|----|-----|----|----|----|----|-----|-------------|-----|
| NEW JERSEY | 3  | 2 | 1 | 0  | 4   | 7  | 9  | 79 | 87 | 24  | 1-12, 8.3%  | 0   |
| DETROIT    | 3  | 1 | 2 | 0  | 2   | 9  | 7  | 87 | 79 | 26  | 3-11, 27.3% | 0   |

| DATE     | GAME# | RES | SCORE | LOCATION  | GOALTENDERS        | W/D GOAL        |
|----------|-------|-----|-------|-----------|--------------------|-----------------|
| 10/12/23 | 1     | W   | 4-3   | @ DEVILS  | VANECEK/Husso      | HAULA           |
| 11/22/23 | 17    | L   | 4-0   | @ Detroit | VANECEK/Lyon       | Ryland          |
| 12/23/23 | 32    | W   | 3-2   | @ DEVILS  | VANECEK/Hutchinson | Raymond TOFFOLI |

**INDIVIDUAL SCORING vs. RED WINGS**

| PLAYER             | 2023-24 |   |   |     |     |     |   |    |   |   | WITH DEVILS |     |    |   |    | CAREER |     |  |  |  |
|--------------------|---------|---|---|-----|-----|-----|---|----|---|---|-------------|-----|----|---|----|--------|-----|--|--|--|
|                    | GP      | G | A | PTS | +/- | PIM | S | GP | G | A | PTS         | PIM | GP | G | A  | PTS    | PIM |  |  |  |
| NATHAN BASTIAN     | 2       | 0 | 0 | 0   | 0   | 0   | 1 | 6  | 0 | 0 | 0           | 2   | 6  | 0 | 0  | 0      | 2   |  |  |  |
| JESPER BRATT       | 3       | 0 | 1 | 1   | -2  | 4   | 5 | 14 | 4 | 7 | 11          | 6   | 14 | 4 | 7  | 11     | 6   |  |  |  |
| DOUGIE HAMILTON    | 2       | 1 | 0 | 1   | 1   | 2   | 7 | 8  | 3 | 5 | 8           | 4   | 34 | 7 | 18 | 25     | 19  |  |  |  |
| ERIK HAULA         | 3       | 1 | 0 | 1   | 0   | 4   | 5 | 6  | 1 | 2 | 3           | 4   | 29 | 6 | 5  | 11     | 17  |  |  |  |
| NICO HIRSCHIER     | 2       | 0 | 0 | 0   | 1   | 0   | 3 | 13 | 5 | 5 | 10          | 6   | 13 | 5 | 5  | 10     | 6   |  |  |  |
| JACK HUGHES        | 3       | 2 | 1 | 3   | -1  | 4   | 7 | 10 | 4 | 4 | 8           | 6   | 10 | 4 | 4  | 8      | 6   |  |  |  |
| LUKE HUGHES        | 3       | 0 | 0 | 0   | -1  | 0   | 5 | 3  | 0 | 0 | 0           | 0   | 3  | 0 | 0  | 0      | 0   |  |  |  |
| CURTIS LAZAR       | 3       | 0 | 0 | 0   | -1  | 4   | 4 | 3  | 0 | 0 | 0           | 4   | 3  | 0 | 0  | 0      | 4   |  |  |  |
| TIMO MEIER         | 2       | 2 | 0 | 2   | 1   | 0   | 6 | 2  | 0 | 2 | 2           | 0   | 13 | 5 | 6  | 11     | 0   |  |  |  |
| DAWSON MERCER      | 3       | 0 | 0 | 0   | 0   | 0   | 6 | 9  | 3 | 0 | 3           | 4   | 9  | 3 | 0  | 3      | 4   |  |  |  |
| SIMON NEMEC        | 1       | 0 | 0 | 0   | 0   | 0   | 3 | 1  | 0 | 0 | 0           | 0   | 1  | 0 | 0  | 0      | 0   |  |  |  |
| ONDREJ PALAT       | 3       | 0 | 1 | 1   | 0   | 2   | 3 | 4  | 0 | 1 | 1           | 2   | 42 | 8 | 21 | 29     | 23  |  |  |  |
| JONAS SIEGENTHALER | 3       | 0 | 3 | 3   | 2   | 0   | 3 | 7  | 0 | 5 | 5           | 4   | 9  | 0 | 5  | 5      | 6   |  |  |  |
| MAX WILLMAN        | 1       | 0 | 0 | 0   | 0   | 0   | 0 | 1  | 0 | 0 | 0           | 0   | 4  | 0 | 0  | 0      | 2   |  |  |  |

Also with career statistics vs. Red Wings: JAKE ALLEN (13-0-0-0-2 CAREER/0-0-0-0-0 WITH DEVILS), JACOB MARKSTROM (8-0-0-0-0/0-0-0-0-0); PAUL COTTER (5-2-0-2-0/0-0-0-0-0); BRENDEN DILLON (22-0-4-4-13/0-0-0-0-0); NOLAN FOOTE (2-1-0-1-0); JOHNATHAN KOVACEVIC (6-0-1-1-0/0-0-0-0-0); KURTIS MACDERMID (5-0-0-0-4/0-0-0-0-0); STEFAN NOESEN (17-2-1-3-12/7-1-0-1-6); BRETT PESCE (28-0-6-6-8/0-0-0-0-0); TOMAS TATAR (15-3-10-13-16/5-0-2-2-4).

**GOALTENDING HISTORY vs. RED WINGS**

| GOALTENDER      | 2023-24 |    |    |     |   |   |    | WITH DEVILS |    |    |     |   |   |    | CAREER |    |    |      |   |   |    |
|-----------------|---------|----|----|-----|---|---|----|-------------|----|----|-----|---|---|----|--------|----|----|------|---|---|----|
|                 | MIN     | GA | SO | GAA | W | L | OT | MIN         | GA | SO | GAA | W | L | OT | MIN    | GA | SO | GAA  | W | L | OT |
| JAKE ALLEN      | -       | -  | -  | -   | - | - | -  | -           | -  | -  | -   | - | - | -  | 754    | 28 | 1  | 2.23 | 5 | 2 | 5  |
| JACOB MARKSTROM | -       | -  | -  | -   | - | - | -  | -           | -  | -  | -   | - | - | -  | 450    | 14 | 2  | 1.86 | 5 | 2 | 1  |

| YEAR          | HOME W-L-O/T   | ROAD W-L-O/T   | TOTAL W-L-O/T   | GF-GA          | SF-SA            | PIM              | PP/PK                |
|---------------|----------------|----------------|-----------------|----------------|------------------|------------------|----------------------|
| 1982-83       | 1-0-0          | 0-1-1          | 1-1-1           | 7-8            | 85-87            | 46-44            | 2-12/1-13            |
| 1983-84       | 1-1-0          | 1-0-0          | 2-1-0           | 13-9           | 74-86            | 75-81            | 4-17/4-14            |
| 1984-85       | 0-0-1          | 1-1-0          | 1-1-1           | 14-14          | 80-78            | 70-79            | 6-16/5-16            |
| 1985-86       | 1-0-1          | 1-0-0          | 2-0-1           | 13-7           | 77-87            | 49-45            | 4-13/5-15            |
| 1986-87       | 1-0-0          | 1-1-0          | 2-1-0           | 10-11          | 95-79            | 44-46            | 2-11/2-10            |
| 1987-88       | 0-2-0          | 0-1-0          | 0-3-0           | 9-13           | 87-76            | 71-67            | 3-20/6-17            |
| 1988-89       | 1-0-0          | 1-0-1          | 2-0-1           | 14-8           | 83-77            | 47-53            | 4-18/3-15            |
| 1989-90       | 1-0-1          | 0-1-0          | 1-1-1           | 10-8           | 102-93           | 42-56            | 3-13/1-11            |
| 1990-91       | 0-0-1          | 2-0-0          | 2-0-1           | 15-6           | 81-75            | 108-106          | 4-17/2-14            |
| 1991-92       | 0-1-1          | 1-0-0          | 1-1-1           | 8-12           | 75-85            | 51-39            | 2-12/5-13            |
| 1992-93       | 1-0-0          | 0-1-0          | 1-1-0           | 11-11          | 82-64            | 20-14            | 1-6/3-9              |
| 1993-94       | 0-1-0          | 1-0-0          | 1-1-0           | 10-6           | 61-62            | 31-29            | 0-6/2-7              |
| 1994-95       | 0-0-0          | 0-0-0          | 0-0-0           | 0-0            | 0-0              | 0-0              | 0-0/0-0              |
| 1995-96       | 1-0-0          | 0-1-0          | 1-1-0           | 5-5            | 38-47            | 66-35            | 1-9/2-12             |
| 1996-97       | 1-0-0          | 1-0-0          | 2-0-0           | 5-1            | 60-61            | 45-47            | 0-11/0-9             |
| 1997-98       | 1-0-0          | 0-1-0          | 1-1-0           | 7-6            | 67-49            | 54-60            | 4-13/2-10            |
| 1998-99       | 0-0-1          | 0-1-0          | 0-1-1           | 3-5            | 56-59            | 23-23            | 0-8/1-8              |
| 1999-00       | 0-0-0          | 0-1-0          | 0-1-0           | 1-3            | 36-27            | 39-23            | 0-3/0-6              |
| 2000-01       | 1-0-0          | 0-0-0          | 1-0-0           | 3-1            | 37-29            | 2-4              | 0-2/0-1              |
| 2001-02       | 1-0-0          | 0-1-0          | 1-1-0           | 6-5            | 67-44            | 32-17            | 1-5/1-6              |
| 2002-03       | 1-0-0          | 0-1-0          | 1-1-0           | 3-3            | 56-41            | 14-18            | 2-8/1-6              |
| 2003-04       | 0-0-0          | 0-1-0          | 0-1-0           | 2-5            | 33-20            | 4-14             | 0-7/2-2              |
| 2005-06       | 0-0-0          | 0-1-0          | 0-1-0           | 2-5            | 27-44            | 6-10             | 0-5/1-3              |
| 2006-07       | 0-1-0          | 0-0-0          | 0-1-0           | 1-2            | 22-36            | 14-14            | 1-7/1-7              |
| 2007-08       | 0-0-0          | 0-0-0          | 0-0-0           | 0-0            | 0-0              | 0-0              | 0-0/0-0              |
| 2008-09       | 0-0-0          | 0-1-0          | 0-1-0           | 1-3            | 25-31            | 13-11            | 0-3/0-4              |
| 2009-10       | 1-0-0          | 0-0-0          | 1-0-0           | 4-3            | 26-31            | 6-4              | 0-2/1-3              |
| 2010-11       | 0-1-0          | 0-1-0          | 0-2-0           | 2-7            | 58-52            | 17-21            | 1-8/0-6              |
| 2011-12       | 0-0-0          | 1-0-0          | 1-0-0           | 2-1            | 21-24            | 2-4              | 0-2/1-1              |
| 2012-13       | 0-0-0          | 0-0-0          | 0-0-0           | 0-0            | 0-0              | 0-0              | 0-0/0-0              |
| 2013-14       | 1-1-0          | 0-1-0          | 1-2-0           | 9-13           | 65-77            | 26-22            | 2-10/4-12            |
| 2014-15       | 0-0-1          | 0-2-0          | 0-2-1           | 7-12           | 55-91            | 30-26            | 2-10/4-12            |
| 2015-16       | 1-1-0          | 1-0-0          | 2-1-0           | 7-6            | 77-78            | 24-28            | 2-11/4-9             |
| 2016-17       | 0-0-1          | 1-1-0          | 1-1-1           | 9-12           | 68-98            | 22-18            | 1-9/2-11             |
| 2017-18       | 1-1-0          | 1-0-0          | 2-1-0           | 7-7            | 101-96           | 18-20            | 1-9/0-9              |
| 2018-19       | 0-0-1          | 0-2-0          | 0-2-1           | 5-11           | 96-94            | 25-21            | 2-6/2-8              |
| 2019-20       | 2-0-0          | 1-0-0          | 3-0-0           | 13-3           | 91-74            | 54-47            | 4-15/2-12            |
| 2020-21       | DID NOT PLAY   |                |                 |                |                  |                  |                      |
| 2021-22       | 0-2-0          | 0-1-0          | 0-3-0           | 5-13           | 73-89            | 18-12            | 0-5/0-8              |
| 2022-23       | 0-1-0          | 2-0-0          | 2-1-0           | 13-8           | 107-77           | 22-18            | 3-7/1-9              |
| 2023-24       | 2-0-0          | 0-1-0          | 2-1-0           | 7-9            | 79-87            | 24-26            | 1-12/3-11            |
| <b>TOTALS</b> | <b>21-13-9</b> | <b>17-23-3</b> | <b>38-36-12</b> | <b>262-261</b> | <b>2423-2405</b> | <b>1254-1202</b> | <b>63-346/74-337</b> |

# DETROIT RED WINGS

LITTLE CEASERS ARENA • DETROIT, MI  
(313) 394-7000 • Fax (313) 567-0296  
detroitredwings.com



RED WINGS VS. DEVILS

**Executive Vice President/General Manager**..... Steve Yzerman  
**Assistant General Managers** ..... Shawn Horcoff, Aaron Kahn, Kris Draper  
**Vice President of Hockey Operations** ..... Nicklas Lidstrom  
**Head Coach**..... Derek Lalonde  
**Assistant Coaches**..... Bob Boughner, Jay Varady, Alex Tanguay  
**Goaltending Coach**..... Alex Westlund

## 2023-24 LEADERS


**Goals**..... Dylan Larkin, 33      **PIM**..... Ben Chiarot, 56  
**Assists**..... Shayne Gostisbehere, 46      **GAA**..... Alex Lyon, 3.05  
**Points**..... Lucas Raymond, 72      **Wins**..... Alex Lyon, 21  
**+/-**..... Olli Maata, +14      **ShO**..... A. Lyon, James Reimer, 2

## OTHER INFORMATION

**Leading Scorer vs. NJ**..... Steve Yzerman, 13g-34a-47pts  
**Leading Scorer vs. Det.**..... John MacLean, 17g-13a-30pts  
**Last Trade**..... Devils obtained conditional #3 2016 Draft Pick for Marek Zidlicky (03/02/15)  
**Stanley Cups**..... 11 (last time 2007-08)  
**2024-2025 Schedule vs. Det.**..... Oct. 24 @ DET, Nov. 29 @ DET & Apr. 16 @ NJD



LALONDE



LARKIN

## INDIVIDUAL SCORING vs. DEVILS

| PLAYER            | GP | 2023-24 |   |     |     |     | CAREER |    |    |    |     |     |
|-------------------|----|---------|---|-----|-----|-----|--------|----|----|----|-----|-----|
|                   |    | G       | A | PTS | +/- | PIM | S      | GP | G  | A  | PTS | PIM |
| BEN CHIAROT       | 3  | 0       | 0 | 0   | 0   | 2   | 1      | 17 | 2  | 3  | 5   | 8   |
| J.T. COMPTON      | 3  | 0       | 2 | 2   | -1  | 0   | 4      | 12 | 2  | 3  | 5   | 4   |
| ANDREW COPP       | 3  | 0       | 0 | 0   | -2  | 0   | 6      | 20 | 2  | 7  | 9   | 2   |
| ALEX DEBRINCAT    | 3  | 1       | 2 | 3   | 1   | 0   | 6      | 14 | 4  | 5  | 9   | 2   |
| CHRISTIAN FISCHER | 3  | 0       | 1 | 1   | 1   | 2   | 2      | 11 | 2  | 3  | 5   | 6   |
| JUSTIN HOLL       | 2  | 0       | 0 | 0   | 1   | 0   | 0      | 10 | 0  | 2  | 2   | 0   |
| VILLE HUSSO       | 1  | 0       | 0 | 0   | -   | 0   | 0      | 3  | 0  | 0  | 0   | 0   |
| PATRICK KANE      | 1  | 1       | 0 | 1   | 1   | 0   | 4      | 25 | 12 | 16 | 28  | 10  |
| DYLAN LARKIN      | 3  | 1       | 1 | 2   | 1   | 2   | 13     | 22 | 12 | 13 | 25  | 20  |
| ALEX LYON         | 1  | 0       | 0 | 0   | -   | 0   | 0      | 4  | 0  | 0  | 0   | 0   |
| OLLI MAATTA       | 1  | 0       | 0 | 0   | 0   | 0   | 0      | 25 | 0  | 3  | 3   | 14  |
| JEFF PETRY        | 3  | 0       | 0 | 0   | -1  | 4   | 1      | 28 | 0  | 10 | 10  | 12  |
| MICHAEL RASMUSSEN | 3  | 0       | 0 | 0   | -2  | 0   | 3      | 10 | 4  | 2  | 6   | 0   |
| LUCAS RAYMOND     | 3  | 1       | 0 | 1   | 1   | 4   | 4      | 9  | 2  | 4  | 6   | 6   |
| MORITZ SEIDER     | 3  | 1       | 1 | 2   | -1  | 0   | 9      | 9  | 2  | 3  | 5   | 0   |
| JOE VELENO        | 3  | 0       | 1 | 1   | 0   | 0   | 1      | 8  | 1  | 1  | 2   | 0   |

Also with career statistics vs. Devils: JACK CAMPBELL (3-0-0-0-0); CAM TALBOT (11-0-0-0-0); ERIK GUSTAFSSON (16-1-7-8-4); WILLIAM LAGESSON (1-0-1-1-0); TYLER MOTTE (16-0-1-1-6); VLADIMIR TARASENKO (15-5-13-18-2).

## GOALTENDING HISTORY vs. DEVILS

| GOALTENDER    | MIN | 2023-24 |    |      |   |   | CAREER |     |    |      |      |   |   |    |
|---------------|-----|---------|----|------|---|---|--------|-----|----|------|------|---|---|----|
|               |     | GA      | SO | GAA  | W | L | OT     | MIN | GA | SO   | GAA  | W | L | OT |
| JACK CAMPBELL | -   | -       | -  | -    | - | - | 129    | 5   | 0  | 2.32 | 2    | 0 | 0 | 0  |
| VILLE HUSSO   | 59  | 3       | 0  | 3.11 | 0 | 1 | 0      | 179 | 11 | 0    | 3.69 | 0 | 2 | 1  |
| ALEX LYON     | 59  | 0       | 1  | 0.00 | 1 | 0 | 0      | 191 | 9  | 1    | 2.81 | 1 | 2 | 0  |
| CAM TALBOT    | -   | -       | -  | -    | - | - | 646    | 23  | 0  | 2.14 | 8    | 2 | 0 |    |



## ALL-TIME RECORD

| DEVILS        | GP | W  | L  | O/T | OTL | PTS | GA  |
|---------------|----|----|----|-----|-----|-----|-----|
| at New Jersey | 90 | 37 | 39 | 14  | -   | 88  | 293 |
| at Edmonton   | 46 | 21 | 19 | 6   | -   | 48  | 147 |
|               | 44 | 16 | 20 | 8   | -   | 40  | 145 |

## 2023-24 SUMMARY

| NEW JERSEY | GP | W | L | OT | PTS | GF | GA | SF | SA | PIM | PP         | SHG |
|------------|----|---|---|----|-----|----|----|----|----|-----|------------|-----|
| EDMONTON   | 2  | 0 | 2 | 0  | 0   | 4  | 10 | 52 | 68 | 10  | 0-4, 0.0%  | 0   |
|            | 2  | 2 | 0 | 0  | 4   | 4  | 4  | 68 | 52 | 8   | 1-5, 20.0% | 0   |

| DATE     | GAME# | RES | SCORE | LOCATION   | GOALTENDERS             | W/D GOAL  |
|----------|-------|-----|-------|------------|-------------------------|-----------|
| 12/10/23 | 26    | L   | 4-1   | @ Edmonton | SCHMID/Pickard          | Bouchard  |
| 12/21/23 | 31    | L   | 6-3   | @ DEVILS   | VANECEK,*SCHMID/Pickard | Draisaitl |

## INDIVIDUAL SCORING vs. OILERS

| PLAYER             | 2023-24 |   |   |     |     |     |   | WITH DEVILS |   |   |     | CAREER |    |   |   |     |     |
|--------------------|---------|---|---|-----|-----|-----|---|-------------|---|---|-----|--------|----|---|---|-----|-----|
|                    | GP      | G | A | PTS | +/- | PIM | S | GP          | G | A | PTS | PIM    | GP | G | A | PTS | PIM |
| Nathan Bastian     | 2       | 0 | 0 | 0   | -1  | 0   | 1 | 6           | 0 | 1 | 1   | 2      | 7  | 0 | 2 | 2   | 2   |
| Jesper Bratt       | 2       | 1 | 0 | 1   | -3  | 0   | 6 | 10          | 6 | 5 | 11  | 0      | 10 | 6 | 5 | 11  | 0   |
| Erik Haula         | 1       | 0 | 0 | 0   | -1  | 0   | 0 | 3           | 0 | 1 | 1   | 2      | 21 | 1 | 3 | 4   | 16  |
| Nico Hischier      | 2       | 0 | 1 | 1   | -4  | 2   | 1 | 11          | 2 | 9 | 11  | 4      | 11 | 2 | 9 | 11  | 4   |
| Jack Hughes        | 2       | 0 | 0 | 0   | -2  | 0   | 8 | 8           | 2 | 3 | 5   | 2      | 8  | 2 | 3 | 5   | 2   |
| Luke Hughes        | 2       | 0 | 0 | 0   | -3  | 0   | 2 | 2           | 0 | 0 | 0   | 0      | 2  | 0 | 0 | 0   | 0   |
| Curtis Lazar       | 2       | 0 | 0 | 0   | -1  | 2   | 2 | 2           | 0 | 0 | 0   | 2      | 15 | 1 | 2 | 3   | 8   |
| Timo Meier         | 2       | 1 | 0 | 1   | 0   | 0   | 2 | 2           | 1 | 0 | 1   | 0      | 23 | 5 | 9 | 14  | 16  |
| Dawson Mercer      | 2       | 1 | 1 | 2   | 0   | 0   | 5 | 6           | 3 | 3 | 6   | 0      | 6  | 3 | 3 | 6   | 0   |
| Simon Nemec        | 2       | 0 | 1 | 1   | 0   | 2   | 2 | 2           | 0 | 1 | 1   | 2      | 2  | 0 | 1 | 1   | 2   |
| Ondrej Palat       | 2       | 0 | 1 | 1   | -2  | 0   | 3 | 2           | 0 | 1 | 1   | 0      | 13 | 5 | 4 | 9   | 2   |
| Jonas Siegenthaler | 2       | 1 | 0 | 1   | 0   | 2   | 4 | 6           | 1 | 0 | 1   | 4      | 7  | 1 | 1 | 2   | 4   |

Also with career statistics vs. Oilers: JAKE ALLEN (21-0-0-0-2 CAREER/0-0-0-0-0 WITH DEVILS, JACOB MARKSTROM (34-0-4-4-0/0-0-0-0-0); PAUL COTTER (5-1-2-3-0/0-0-0-0-0); BRENDEN DILLON (41-4-6-10-50/0-0-0-0); DOUGIE HAMILTON (24-4-15-19-22/4-0-3-3-0); JOHNATHAN KOVACEVIC (4-0-2-2-0/0-0-0-0-0); KURTIS MACDERMID (6-0-0-0-4/0-0-0-0-0); STEFAN NOESEN (8-2-1-3-4/3-1-0-1-2); BRETT PESCE (15-0-1-1-4/0-0-0-0-0); TOMAS TATAR (32-9-7-16-4/3-1-1-2-0).

## GOALTENDING HISTORY vs. OILERS

| GOALTENDER      | 2023-24 |    |    |     |   |   | WITH DEVILS |     |    |    |     |   | CAREER |    |      |     |    |      |    |    |    |
|-----------------|---------|----|----|-----|---|---|-------------|-----|----|----|-----|---|--------|----|------|-----|----|------|----|----|----|
|                 | MIN     | GA | SO | GAA | W | L | OT          | MIN | GA | SO | GAA | W | L      | OT | MIN  | GA  | SO | GAA  | W  | L  | OT |
| JAKE ALLEN      | -       | -  | -  | -   | - | - | -           | -   | -  | -  | -   | - | -      | -  | 1208 | 54  | 0  | 2.68 | 10 | 9  | 2  |
| JACOB MARKSTROM | -       | -  | -  | -   | - | - | -           | -   | -  | -  | -   | - | -      | -  | 2008 | 100 | 1  | 2.99 | 15 | 17 | 2  |

| YEAR          | HOME           |                | ROAD            |                | TOTAL            |                 | GF-GA                | SF-SA | PIM | PP/PK |  |
|---------------|----------------|----------------|-----------------|----------------|------------------|-----------------|----------------------|-------|-----|-------|--|
|               | W-L-O/T        | W-L-O/T        | W-L-O/T         | W-L-O/T        | W-L-O/T          |                 |                      |       |     |       |  |
| 1982-83       | 0-2-0          | 0-1-0          | 0-3-0           | 8-19           | 92-119           | 58-73           | 2-16/7-12            |       |     |       |  |
| 1983-84       | 0-1-0          | 0-1-1          | 0-2-1           | 11-21          | 82-102           | 24-36           | 5-16/4-10            |       |     |       |  |
| 1984-85       | 1-1-0          | 0-1-0          | 1-2-0           | 9-9            | 92-84            | 18-29           | 0-11/1-7             |       |     |       |  |
| 1985-86       | 0-1-0          | 0-2-0          | 0-3-0           | 12-16          | 87-86            | 38-22           | 2-10/5-14            |       |     |       |  |
| 1986-87       | 1-1-0          | 0-1-0          | 1-2-0           | 14-16          | 87-96            | 56-40           | 6-14/7-15            |       |     |       |  |
| 1987-88       | 1-0-0          | 1-1-0          | 2-1-0           | 19-20          | 95-91            | 125-118         | 4-23/6-20            |       |     |       |  |
| 1988-89       | 1-1-0          | 1-0-0          | 2-1-0           | 7-5            | 98-77            | 52-60           | 3-22/2-11            |       |     |       |  |
| 1989-90       | 0-0-1          | 1-0-1          | 1-0-2           | 12-9           | 91-75            | 46-75           | 5-15/3-13            |       |     |       |  |
| 1990-91       | 0-2-0          | 1-0-0          | 1-2-0           | 9-11           | 89-62            | 40-58           | 2-19/5-15            |       |     |       |  |
| 1991-92       | 0-1-0          | 1-0-1          | 1-1-1           | 8-8            | 76-76            | 32-32           | 2-10/1-10            |       |     |       |  |
| 1992-93       | 1-0-0          | 0-1-0          | 1-1-0           | 9-7            | 64-57            | 38-48           | 1-8/0-3              |       |     |       |  |
| 1993-94       | 1-0-0          | 0-1-0          | 1-0-1           | 8-5            | 67-73            | 33-39           | 2-4/2-6              |       |     |       |  |
| 1994-95       | 0-0-0          | 0-0-0          | 0-0-0           | 0-0            | 0-0              | 0-0             | 0-0/0-0              |       |     |       |  |
| 1995-96       | 0-1-0          | 0-1-0          | 0-2-0           | 2-5            | 79-45            | 16-22           | 0-11/2-8             |       |     |       |  |
| 1996-97       | 1-0-0          | 1-0-0          | 2-0-0           | 9-3            | 48-68            | 18-20           | 1-4/1-3              |       |     |       |  |
| 1997-98       | 1-0-0          | 0-0-1          | 1-0-1           | 5-3            | 61-49            | 26-32           | 1-6/2-8              |       |     |       |  |
| 1998-99       | 0-1-0          | 1-0-0          | 1-1-0           | 6-5            | 70-45            | 32-43           | 3-8/1-8              |       |     |       |  |
| 1999-00       | 0-1-0          | 0-0-0          | 0-1-0           | 1-3            | 30-23            | 6-6             | 0-2/0-2              |       |     |       |  |
| 2000-01       | 0-0-0          | 1-0-0          | 1-0-0           | 6-5            | 40-34            | 12-20           | 1-6/0-4              |       |     |       |  |
| 2001-02       | 0-0-1          | 1-0-0          | 1-0-1           | 5-4            | 62-39            | 37-58           | 3-10/0-5             |       |     |       |  |
| 2002-03       | 0-1-0          | 0-0-0          | 0-1-0           | 3-6            | 39-21            | 27-31           | 2-7/1-5              |       |     |       |  |
| 2003-04       | 1-0-0          | 0-0-0          | 1-0-0           | 3-2            | 26-25            | 12-10           | 1-5/0-5              |       |     |       |  |
| 2005-06       | 1-0-0          | 0-0-0          | 1-0-0           | 2-1            | 28-30            | 10-18           | 0-9/0-5              |       |     |       |  |
| 2006-07       | 0-0-0          | 0-0-0          | 0-0-0           | 0-0            | 0-0              | 0-0             | 0-0/0-0              |       |     |       |  |
| 2007-08       | 0-0-0          | 1-0-0          | 1-0-0           | 3-1            | 33-21            | 7-15            | 0-5/0-1              |       |     |       |  |
| 2008-09       | 0-1-0          | 0-0-0          | 0-1-0           | 1-2            | 38-28            | 11-9            | 0-2/1-3              |       |     |       |  |
| 2009-10       | 0-0-0          | 0-1-0          | 0-1-0           | 0-2            | 22-35            | 18-4            | 0-1/0-3              |       |     |       |  |
| 2010-11       | 1-0-0          | 0-0-0          | 1-0-0           | 4-3            | 39-24            | 19-11           | 2-3/0-2              |       |     |       |  |
| 2011-12       | 0-0-0          | 1-0-0          | 1-0-0           | 2-1            | 25-23            | 10-4            | 1-2/1-5              |       |     |       |  |
| 2012-13       | 0-0-0          | 0-0-0          | 0-0-0           | 0-0            | 0-0              | 0-0             | 0-0/0-0              |       |     |       |  |
| 2013-14       | 1-0-0          | 0-0-1          | 1-0-1           | 6-6            | 49-47            | 19-17           | 1-6/1-7              |       |     |       |  |
| 2014-15       | 0-1-0          | 1-0-0          | 1-1-0           | 3-2            | 40-53            | 16-8            | 0-3/1-7              |       |     |       |  |
| 2015-16       | 1-0-0          | 0-1-0          | 1-1-0           | 3-6            | 46-47            | 23-23           | 3-9/1-9              |       |     |       |  |
| 2016-17       | 0-0-1          | 0-0-1          | 0-0-2           | 3-5            | 39-77            | 19-17           | 0-4/1-5              |       |     |       |  |
| 2017-18       | 0-0-1          | 0-1-0          | 0-1-1           | 5-9            | 68-74            | 11-13           | 0-4/1-4              |       |     |       |  |
| 2018-19       | 1-0-0          | 1-0-0          | 2-0-0           | 11-5           | 62-58            | 25-19           | 3-6/2-9              |       |     |       |  |
| 2019-20       | 0-1-0          | 0-0-1          | 0-1-1           | 3-7            | 60-54            | 12-12           | 0-6/3-6              |       |     |       |  |
| 2020-21       |                |                |                 | DID NOT PLAY   |                  |                 |                      |       |     |       |  |
| 2021-22       | 1-0-0          | 0-1-0          | 1-1-0           | 9-11           | 69-77            | 11-17           | 1-5/1-2              |       |     |       |  |
| 2022-23       | 1-0-0          | 1-0-0          | 2-0-0           | 9-5            | 71-67            | 12-12           | 1-6/2-6              |       |     |       |  |
| 2023-24       | 0-1-0          | 0-1-0          | 0-2-0           | 4-10           | 52-68            | 10-8            | 0-4/1-5              |       |     |       |  |
| <b>TOTALS</b> | <b>16-17-5</b> | <b>14-15-7</b> | <b>30-32-12</b> | <b>233-257</b> | <b>2216-2130</b> | <b>979-1089</b> | <b>58-301/66-262</b> |       |     |       |  |

# EDMONTON OILERS

ROGERS PLACE • EDMONTON, ALTA.

(780) 414-4000 • Fax (780) 409-5890

edmontonoilers.com



OILERS VS. DEVILS

|  |   |
|--|---|
| <b>General Manager, Executive Vice President</b> ..... | Stan Bowman                             |
| <b>Assistant General Manager</b> .....                 | Keith Gretzky                           |
| <b>Assistant to General Manager</b> .....              | Bill Scott                              |
| <b>Assistant General Manager, Pro Scouting</b> .....   | Brad Holland                            |
| <b>Head Coach</b> .....                                | Kris Knoblauch                          |
| <b>Assistant Coaches</b> .....                         | Brad Stuart, Glen Gulutzan, Paul Coffey |
| <b>Goaltending Coach</b> .....                         | Dustin Schwartz                         |

## 2023-24 LEADERS


|                      |                     |                   |                      |
|----------------------|---------------------|-------------------|----------------------|
| <b>Goals</b> .....   | Zach Hyman, 54      | <b>PIM</b> .....  | Evander Kane, 85     |
| <b>Assists</b> ..... | Connor McDavid, 100 | <b>GAA</b> .....  | Calvin Pickard, 2.45 |
| <b>Points</b> .....  | Connor McDavid, 132 | <b>Wins</b> ..... | Stuart Skinner, 36   |
| <b>+/-</b> .....     | Mattias Ekholm, +44 | <b>ShO</b> .....  | Stuart Skinner, 2    |



**KNOBLAUCH**

## OTHER INFORMATION

|  |   |
|--|---|
| <b>Leading Scorer vs. NJ</b> .....       | Wayne Gretzky, 11g-38a-49pts  |
| <b>Leading Scorer vs. Edm.</b> .....     | Kirk Muller, 11g-14a-25pts  |
| <b>Last Trade</b> .....                  | Devils acquired 2021 conditional draft pick in exchange for Dmitry Kulikov that would have become a 2022 3rd round pick if Edmonton won a playoff round. EDM did not win a playoff round. |
| <b>Stanley Cups</b> .....                | 5 (last time 1989-90)   |
| <b>2024-2025 Schedule vs. Edm.</b> ..... | Nov. 4 @ EDM & Mar. 13 @ NJD  |



**McDAVID**

## INDIVIDUAL SCORING vs. DEVILS

| PLAYER              | GP | 2023-24 |   |     |     |     | CAREER |    |    |    |     |     |
|---------------------|----|---------|---|-----|-----|-----|--------|----|----|----|-----|-----|
|                     |    | G       | A | PTS | +/- | PIM | S      | GP | G  | A  | PTS | PIM |
| EVAN BOUCHARD       | 2  | 1       | 0 | 1   | 1   | 0   | 2      | 7  | 1  | 1  | 2   | 0   |
| CONNOR BROWN        | 1  | 0       | 0 | 0   | -1  | 2   | 1      | 15 | 5  | 8  | 13  | 8   |
| CODY CECI           | 2  | 0       | 0 | 0   | 1   | 0   | 3      | 32 | 2  | 10 | 12  | 2   |
| VINCENT DESHARNAIS  | 2  | 0       | 0 | 0   | 2   | 0   | 0      | 2  | 0  | 0  | 0   | 0   |
| LEON DRAISAITL      | 2  | 1       | 1 | 2   | 0   | 0   | 4      | 17 | 11 | 8  | 19  | 0   |
| MATTIAS EKHOLM      | 2  | 0       | 2 | 2   | 2   | 2   | 4      | 20 | 4  | 10 | 14  | 6   |
| WARREN FOEGELE      | 2  | 0       | 0 | 0   | 0   | 0   | 6      | 13 | 4  | 0  | 4   | 2   |
| SAM GAGNER          | 2  | 0       | 3 | 3   | 3   | 0   | 3      | 23 | 3  | 8  | 11  | 4   |
| JAMES HAMPLIN       | 2  | 0       | 0 | 0   | 1   | 0   | 0      | 6  | 0  | 2  | 2   | 2   |
| ZACH HYMAN          | 2  | 0       | 0 | 0   | 3   | 2   | 12     | 17 | 3  | 6  | 9   | 8   |
| MATTIAS JANMARK     | 2  | 0       | 0 | 0   | 1   | 0   | 2      | 13 | 1  | 6  | 7   | 2   |
| EVANDER KANE        | 2  | 1       | 1 | 2   | -1  | 0   | 7      | 35 | 14 | 6  | 20  | 36  |
| BRETT KULAK         | 2  | 0       | 1 | 1   | 3   | 0   | 2      | 12 | 1  | 2  | 3   | 6   |
| CONNOR McDAVID      | 2  | 2       | 2 | 4   | 4   | 0   | 5      | 15 | 7  | 20 | 27  | 2   |
| RYAN NUGENT-HOPKINS | 2  | 1       | 2 | 3   | 2   | 0   | 6      | 18 | 4  | 12 | 16  | 2   |
| DARNELL NURSE       | 2  | 0       | 0 | 0   | 1   | 2   | 5      | 14 | 0  | 3  | 3   | 12  |
| CALVIN PICKARD      | 2  | 0       | 0 | 0   | -   | 0   | 0      | 2  | 0  | 0  | 0   | 0   |
| DEREK RYAN          | 2  | 1       | 0 | 1   | 0   | 0   | 2      | 16 | 7  | 3  | 10  | 4   |

Also with career statistics vs. Devils: STUART SKINNER (2-0-0-0-0); VIKTOR ARVIDSSON (11-4-5-9-6); CONNOR CARRICK (8-0-0-0-8); CAM DINEEN (1-0-0-0-0); ADAM HENRIQUE (12-7-3-10-2); COREY PERRY (23-4-8-12-8); JEFF SKINNER (50-21-11-32-34); TROY STRECHER (8-0-1-1-4).

## GOALTENDING HISTORY vs. DEVILS

| GOALTENDER     | MIN | 2023-24 |    |      |   |   | CAREER |     |    |      |      |   |   |    |
|----------------|-----|---------|----|------|---|---|--------|-----|----|------|------|---|---|----|
|                |     | GA      | SO | GAA  | W | L | OT     | MIN | GA | SO   | GAA  | W | L | OT |
| CALVIN PICKARD | -   | -       | -  | -    | - | - | 244    | 6   | 1  | 1.47 | 4    | 0 | 0 |    |
| STUART SKINNER | 118 | 4       | 0  | 2.02 | 2 | 0 | 0      | 118 | 9  | 0    | 4.57 | 0 | 2 | 0  |



## ALL-TIME RECORD

|               | GP  | W  | L  | O/T | OTL | PTS | GF  | GA  |
|---------------|-----|----|----|-----|-----|-----|-----|-----|
| <b>DEVILS</b> | 109 | 58 | 37 | 14  | -   | 130 | 313 | 266 |
| at New Jersey | 56  | 33 | 18 | 5   | -   | 71  | 176 | 134 |
| at Florida    | 53  | 25 | 19 | 9   | -   | 59  | 135 | 132 |

## 2023-24 SUMMARY

|            | GP | W | L | OT | PTS | GF | GA | SF | SA | PIM | PP          | SHG |
|------------|----|---|---|----|-----|----|----|----|----|-----|-------------|-----|
| NEW JERSEY | 3  | 1 | 2 | 0  | 2   | 10 | 10 | 80 | 97 | 18  | 3-10, 30.0% | 0   |
| FLORIDA    | 3  | 2 | 1 | 0  | 4   | 10 | 10 | 97 | 80 | 22  | 3-8, 37.5%  | 0   |

| DATE     | GAME# | RES | SCORE | LOCATION  | GOALTENDERS       | W/D GOAL |
|----------|-------|-----|-------|-----------|-------------------|----------|
| 10/16/23 | 3     | L   | 4-3   | @ DEVILS  | VANECEK/Bobrovsky | Reinhart |
| 1/13/24  | 40    | W   | 4-1   | @ Florida | DAWS/Bobrovsky    | BRATT    |
| 3/5/24   | 62    | L   | 5-3   | @ DEVILS  | SCHMID/Stolarz    | Cousins  |

## INDIVIDUAL SCORING vs. PANTHERS

| PLAYER             | 2023-24 |   |   |     |     |     | WITH DEVILS |    |   |   | CAREER |     |    |    |    |     |     |
|--------------------|---------|---|---|-----|-----|-----|-------------|----|---|---|--------|-----|----|----|----|-----|-----|
|                    | GP      | G | A | PTS | +/- | PIM | S           | GP | G | A | PTS    | PIM | GP | G  | A  | PTS | PIM |
| NATHAN BASTIAN     | 2       | 0 | 0 | 0   | -1  | 0   | 3           | 4  | 2 | 0 | 2      | 0   | 4  | 2  | 0  | 2   | 0   |
| SHANE BOWERS       | 1       | 0 | 0 | 0   | 0   | 0   | 1           | 1  | 0 | 0 | 0      | 0   | 1  | 0  | 0  | 0   | 0   |
| JESPER BRATT       | 3       | 2 | 3 | 5   | -2  | 0   | 14          | 15 | 8 | 4 | 12     | 2   | 15 | 8  | 4  | 12  | 2   |
| NICO DAWS          | 1       | 0 | 0 | 0   | -   | 0   | 0           | 1  | 0 | 0 | 0      | 0   | 1  | 0  | 0  | 0   | 0   |
| DOUGIE HAMILTON    | 1       | 0 | 1 | 1   | -1  | 0   | 1           | 6  | 1 | 4 | 5      | 8   | 35 | 11 | 16 | 27  | 20  |
| ERIK HAULA         | 3       | 2 | 1 | 3   | 4   | 2   | 12          | 6  | 3 | 2 | 5      | 7   | 26 | 8  | 7  | 15  | 11  |
| NICO HISCHIER      | 3       | 0 | 1 | 1   | 0   | 2   | 3           | 16 | 3 | 7 | 10     | 12  | 16 | 3  | 7  | 10  | 12  |
| JACK HUGHES        | 2       | 1 | 2 | 3   | -4  | 0   | 9           | 8  | 3 | 4 | 7      | 0   | 8  | 3  | 4  | 7   | 0   |
| LUKE HUGHES        | 3       | 0 | 1 | 1   | -1  | 2   | 1           | 3  | 0 | 1 | 1      | 2   | 3  | 0  | 1  | 1   | 2   |
| CURTIS LAZAR       | 3       | 0 | 1 | 1   | -1  | 0   | 1           | 4  | 0 | 1 | 1      | 0   | 22 | 1  | 3  | 4   | 0   |
| KURTIS MACDERMID   | 1       | 0 | 0 | 0   | 0   | 2   | 1           | 1  | 0 | 0 | 0      | 2   | 8  | 0  | 3  | 3   | 14  |
| TIMO MEIER         | 2       | 1 | 0 | 1   | 0   | 4   | 2           | 3  | 1 | 0 | 1      | 4   | 14 | 4  | 3  | 7   | 10  |
| DAWSON MERCER      | 3       | 0 | 0 | 0   | 0   | 0   | 2           | 9  | 0 | 3 | 3      | 2   | 9  | 0  | 3  | 3   | 2   |
| SIMON NEMEC        | 1       | 0 | 1 | 1   | 2   | 0   | 1           | 1  | 0 | 1 | 1      | 0   | 1  | 0  | 1  | 1   | 0   |
| ONDREJ PALAT       | 1       | 0 | 0 | 0   | 0   | 2   | 1           | 2  | 0 | 0 | 0      | 2   | 39 | 9  | 17 | 26  | 22  |
| JONAS SIEGENTHALER | 2       | 0 | 0 | 0   | -1  | 0   | 2           | 8  | 0 | 3 | 3      | 0   | 10 | 0  | 5  | 5   | 0   |
| MAX WILLMAN        | 1       | 0 | 0 | 0   | 0   | 0   | 0           | 1  | 0 | 0 | 0      | 0   | 2  | 0  | 0  | 0   | 0   |

Also with career statistics vs. Panthers: JAKE ALLEN (10-0-0-0-0-0 CAREER/0-0-0-0-0-0 WITH DEVILS), JACOB MARKSTROM (11-0-0-0-0-0/0-0-0-0-0); PAUL COTTER (4-0-0-0-2/0-0-0-0-0); NICK DESIMONE (11-0-0-0-0-0/0-0-0-0-0); BRENDEN DILLON (17-1-5-6-20/0-0-0-0-0); JOHNATHAN KOVACEVIC (6-1-0-1-12/0-0-0-0-0); STEFAN NOESEN (12-1-0-1-6/5-0-0-0-4); BRETT PESCE (27-4-7-11-16/0-0-0-0-0); TOMAS TATAR (33-12-11-23-10/6-1-1-2-0).

## GOALTENDING HISTORY vs. PANTHERS

| GOALTENDER      | 2023-24 |    |    |      |   |   | WITH DEVILS |     |    |    |      |   | CAREER |    |     |    |    |      |   |   |    |
|-----------------|---------|----|----|------|---|---|-------------|-----|----|----|------|---|--------|----|-----|----|----|------|---|---|----|
|                 | MIN     | GA | SO | GAA  | W | L | OT          | MIN | GA | SO | GAA  | W | L      | OT | MIN | GA | SO | GAA  | W | L | OT |
| JAKE ALLEN      | -       | -  | -  | -    | - | - | -           | 513 | 40 | 0  | 4.68 | 2 | 8      | 0  |     |    |    |      |   |   |    |
| NICO DAWS       | 60      | 1  | 0  | 1.00 | 1 | 0 | 0           | 60  | 1  | 0  | 1.00 | 1 | 0      | 0  | 60  | 1  | 0  | 1.00 | 1 | 0 | 0  |
| JACOB MARKSTROM | -       | -  | -  | -    | - | - | -           | 565 | 29 | 0  | 3.08 | 5 | 5      | 1  |     |    |    |      |   |   |    |

| YEAR          | HOME           |                | ROAD            |                | TOTAL            |                  | GF-GA                | SF-SA | PIM | PP/PK |  |
|---------------|----------------|----------------|-----------------|----------------|------------------|------------------|----------------------|-------|-----|-------|--|
|               | W-L-O/T        | W-L-O/T        | W-L-O/T         | W-L-O/T        | W-L-O/T          |                  |                      |       |     |       |  |
| 1993-94       | 2-0-0          | 1-0-2          | 3-0-2           | 14-9           | 177-158          | 53-59            | 3-21/3-19            |       |     |       |  |
| 1994-95       | 2-0-0          | 1-1-0          | 3-1-0           | 13-5           | 107-82           | 51-43            | 0-12/2-15            |       |     |       |  |
| 1995-96       | 1-2-0          | 0-3-0          | 1-5-0           | 10-15          | 200-150          | 88-67            | 2-30/3-26            |       |     |       |  |
| 1996-97       | 1-1-1          | 0-1-1          | 1-2-2           | 9-12           | 161-142          | 85-95            | 2-19/0-14            |       |     |       |  |
| 1997-98       | 0-1-1          | 2-1-0          | 2-2-1           | 14-13          | 152-141          | 71-89            | 5-23/3-19            |       |     |       |  |
| 1998-99       | 1-0-1          | 1-0-1          | 2-0-2           | 12-9           | 132-87           | 73-57            | 4-14/1-22            |       |     |       |  |
| 1999-00       | 2-0-0          | 1-1-0          | 3-1-0           | 12-10          | 132-87           | 92-91            | 1-14/3-16            |       |     |       |  |
| 2000-01       | 2-0-0          | 2-0-0          | 4-0-0           | 15-9           | 128-89           | 64-67            | 5-20/5-15            |       |     |       |  |
| 2001-02       | 1-1-0          | 2-0-0          | 3-1-0           | 13-6           | 133-84           | 57-53            | 5-14/2-16            |       |     |       |  |
| 2002-03       | 1-1-0          | 2-0-0          | 3-1-0           | 13-6           | 141-74           | 65-59            | 3-20/2-13            |       |     |       |  |
| 2003-04       | 1-1-0          | 2-0-0          | 3-1-0           | 13-8           | 149-97           | 30-32            | 2-14/1-12            |       |     |       |  |
| 2005-06       | 2-0-0          | 1-1-0          | 3-1-0           | 12-8           | 116-105          | 38-56            | 5-21/2-12            |       |     |       |  |
| 2006-07       | 2-0-0          | 1-1-0          | 3-1-0           | 12-9           | 109-110          | 37-73            | 6-19/2-7             |       |     |       |  |
| 2007-08       | 1-1-0          | 1-1-0          | 2-2-0           | 8-8            | 112-124          | 51-55            | 3-19/3-17            |       |     |       |  |
| 2008-09       | 2-0-0          | 1-1-0          | 3-1-0           | 13-9           | 138-107          | 38-38            | 2-14/2-14            |       |     |       |  |
| 2009-10       | 1-1-0          | 1-1-0          | 2-2-0           | 9-9            | 145-83           | 25-29            | 2-12/2-10            |       |     |       |  |
| 2010-11       | 1-0-1          | 1-0-1          | 2-0-2           | 12-10          | 115-103          | 16-26            | 3-13/3-8             |       |     |       |  |
| 2011-12       | 1-1-0          | 1-1-0          | 2-2-0           | 12-11          | 116-106          | 36-36            | 0-11/1-11            |       |     |       |  |
| 2012-13       | 2-0-0          | 0-0-1          | 2-0-1           | 10-6           | 84-61            | 16-33            | 2-9/2-7              |       |     |       |  |
| 2013-14       | 2-0-0          | 0-1-0          | 2-1-0           | 11-9           | 99-74            | 32-16            | 2-7/0-10             |       |     |       |  |
| 2014-15       | 1-0-0          | 1-1-0          | 2-1-0           | 10-5           | 71-83            | 58-39            | 3-9/2-13             |       |     |       |  |
| 2015-16       | 1-1-0          | 0-1-0          | 1-2-0           | 7-10           | 59-102           | 24-28            | 2-11/1-9             |       |     |       |  |
| 2016-17       | 0-1-0          | 0-0-2          | 0-1-2           | 4-9            | 86-94            | 37-30            | 1-8/3-12             |       |     |       |  |
| 2017-18       | 1-1-0          | 0-1-0          | 1-2-0           | 6-7            | 77-100           | 29-25            | 2-6/0-13             |       |     |       |  |
| 2018-19       | 1-0-0          | 1-0-1          | 2-0-1           | 10-9           | 85-111           | 63-43            | 1-11/1-11            |       |     |       |  |
| 2019-20       | 0-2-0          | 0-0-0          | 0-2-0           | 7-11           | 49-67            | 14-10            | 1-5/1-7              |       |     |       |  |
| 2020-21       | DID NOT PLAY   |                |                 |                |                  |                  |                      |       |     |       |  |
| 2021-22       | 1-0-1          | 0-1-0          | 1-1-1           | 14-14          | 108-120          | 16-20            | 2-9/0-7              |       |     |       |  |
| 2022-23       | 0-1-0          | 1-1-0          | 1-2-0           | 8-10           | 100-106          | 31-53            | 1-8/3-7              |       |     |       |  |
| 2023-24       | 0-2-0          | 1-0-0          | 1-2-0           | 10-10          | 80-97            | 18-22            | 3-10/3-8             |       |     |       |  |
| <b>TOTALS</b> | <b>33-18-5</b> | <b>25-19-9</b> | <b>58-37-14</b> | <b>313-266</b> | <b>3397-2988</b> | <b>1310-1348</b> | <b>73-403/56-366</b> |       |     |       |  |



# FLORIDA PANTHERS

AMERANT BANK ARENA • SUNRISE, FL  
(954) 835-7000 • Fax (954) 835-7700  
floridapanthers.com



**General Manager** ..... Bill Zito  
**Senior Advisors to the General Manager** ..... Rick Dudley, Paul Fenton  
**Special Advisor to General Manager** ..... Roberto Luongo  
**Assistant General Manager** ..... Gregory Campbell, Brett Peterson  
**Assistant General Manager, Head of Analytics** ..... Sunny Mehta  
**Head Coach** ..... Paul Maurice  
**Assistant Coaches**... Jamie Kompon, Sylvian LeFevbre, Tuomo Ruutu, Myles Fee  
**Goaltending Coach**..... Rob Tallas

## 2023-24 LEADERS


**Goals** ..... Sam Reinhart, 57      **PIM** ..... Jonah Gadjovich, 104  
**Assists** ..... Matthew Tkachuk, 62      **GAA** ..... Anthony Stolarz, 2.03  
**Points** ..... Sam Reinhart, 94      **Wins** ..... Sergei Bobrovsky, 36  
**+/-** ..... Gustav Forsling, +56      **ShO** ..... Sergei Bobrovsky, 6

## OTHER INFORMATION

**Leading Scorer vs. NJ** ..... S. Weiss, 6g-15a-21pts/A. Barkov, 11g-10a-21pts  
**Leading Scorer vs. Fla.** ..... Patrik Elias, 26g-26a-51pts  
**Last Trade** ..... Devils obtained Shane Harper for Reece Scarlet (3/01/17)  
**Stanley Cups** ..... 1, 2023-24  
**2024-2025 Schedule vs. Fla.** ..... Nov. 12 & 14 @ FLA & Jan. 14 @ NJ



**MAURICE**



**EKBLAD**

## INDIVIDUAL SCORING vs. DEVILS

| PLAYER            | 2023-24 |   |   |     |     |     | CAREER |    |    |    |     |     |
|-------------------|---------|---|---|-----|-----|-----|--------|----|----|----|-----|-----|
|                   | GP      | G | A | PTS | +/- | PIM | S      | GP | G  | A  | PTS | PIM |
| UVIS BALINSKIS    | 1       | 0 | 0 | 0   | 1   | 0   | 0      | 1  | 0  | 0  | 0   | 0   |
| ALEKSANDER BARKOV | 3       | 0 | 1 | 1   | -1  | 2   | 8      | 24 | 11 | 10 | 21  | 2   |
| SAM BENNETT       | 2       | 0 | 1 | 1   | -1  | 0   | 1      | 17 | 2  | 6  | 8   | 8   |
| SERGEI BOBROVSKY  | 2       | 0 | 0 | 0   | -   | 0   | 0      | 0  | 0  | 1  | 1   | 4   |
| AARON EKBLAD      | 2       | 0 | 1 | 1   | 3   | 0   | 3      | 24 | 2  | 11 | 13  | 32  |
| GUSTAV FORSLING   | 3       | 0 | 1 | 1   | 4   | 0   | 9      | 11 | 3  | 3  | 6   | 2   |
| JONAH GADJOVICH   | 2       | 0 | 0 | 0   | 0   | 0   | 3      | 5  | 0  | 0  | 0   | 0   |
| DMITRY KULIKOV    | 3       | 0 | 2 | 2   | -1  | 2   | 1      | 33 | 6  | 7  | 13  | 20  |
| WILLIAM LOCKWOOD  | 1       | 0 | 0 | 0   | 0   | 0   | 2      | 1  | 0  | 0  | 0   | 0   |
| ANTON LUNDELL     | 3       | 0 | 0 | 0   | 1   | 0   | 4      | 8  | 0  | 1  | 1   | 7   |
| EETU LUOSTARINEN  | 3       | 1 | 0 | 1   | 1   | 0   | 2      | 9  | 3  | 1  | 4   | 0   |
| NIKO MIKKOLA      | 3       | 1 | 0 | 1   | -2  | 4   | 4      | 7  | 1  | 0  | 1   | 12  |
| SAM REINHART      | 3       | 4 | 0 | 4   | -1  | 2   | 13     | 29 | 15 | 4  | 19  | 4   |
| EVAN RODRIGUES    | 3       | 1 | 1 | 2   | 0   | 2   | 8      | 23 | 3  | 3  | 6   | 4   |
| JUSTIN SOURDIF    | 1       | 0 | 0 | 0   | 0   | 0   | 1      | 1  | 0  | 0  | 0   | 0   |
| MATTHEW TKACHUK   | 3       | 0 | 6 | 6   | 1   | 2   | 7      | 15 | 4  | 9  | 13  | 16  |
| CARTER VERHAEGHE  | 3       | 1 | 0 | 1   | -1  | 2   | 11     | 11 | 3  | 4  | 7   | 4   |

Also with career statistics vs. DEVILS: SPENCER KNIGHT (3-0-0-0-0); RASMUS ASPLUND (8-3-0-3-0); ADAM BOQVIST (7-1-3-4-0); JESPER BOQVIST (1-0-0-0-0); A.J. GREER (4-0-0-0-0); TOMAS NOSEK (13-0-3-3-0); NATE SCHMIDT (20-0-3-3-0).

## GOALTENDING HISTORY vs. DEVILS

| GOALTENDER       | MIN | 2023-24 |    |      |   |   | CAREER |      |    |    |      |    |   |    |
|------------------|-----|---------|----|------|---|---|--------|------|----|----|------|----|---|----|
|                  |     | GA      | SO | GAA  | W | L | OT     | MIN  | GA | SO | GAA  | W  | L | OT |
| SERGEI BOBROVSKY | 117 | 6       | 0  | 3.07 | 1 | 1 | 0      | 1687 | 69 | 3  | 2.45 | 20 | 7 | 1  |
| SPENCER KNIGHT   | -   | -       | -  | -    | - | - | -      | 139  | 7  | 0  | 3.02 | 2  | 1 | 0  |



ALL-TIME RECORD

| DEVILS         | GP  | W  | L  | O/T | OTL | PTS | GF  | GA  |
|----------------|-----|----|----|-----|-----|-----|-----|-----|
| at New Jersey  | 113 | 41 | 57 | 15  | -   | 97  | 342 | 412 |
| at Los Angeles | 57  | 25 | 27 | 5   | -   | 55  | 171 | 180 |
|                | 56  | 16 | 30 | 10  | -   | 42  | 170 | 231 |

2023-24 SUMMARY

|             | GP | W | L | OT | PTS | GF | GA | SF | SA | PIM | PP         | SHG |
|-------------|----|---|---|----|-----|----|----|----|----|-----|------------|-----|
| NEW JERSEY  | 2  | 0 | 2 | 0  | 0   | 2  | 7  | 58 | 52 | 16  | 1-7, 14.3% | 0   |
| LOS ANGELES | 2  | 2 | 0 | 0  | 4   | 7  | 2  | 52 | 58 | 16  | 2-7, 28.6% | 1   |

| DATE    | GAME# | RES | SCORE | LOCATION      | GOALTENDERS          | W/D GOAL    |
|---------|-------|-----|-------|---------------|----------------------|-------------|
| 2/15/24 | 53    | L   | 2-1   | @ DEVILS      | DAWS/Rittich         | Byfield     |
| 3/3/24  | 61    | L   | 5-1   | @ Los Angeles | DAWS, *SCHMID/Talbot | Laferrriere |

\*Replace Daws in 2nd period

INDIVIDUAL SCORING vs. KINGS

| PLAYER             | 2023-24 |   |   |     |     |     |   | WITH DEVILS |   |   |     | CAREER |    |    |   |     |     |   |
|--------------------|---------|---|---|-----|-----|-----|---|-------------|---|---|-----|--------|----|----|---|-----|-----|---|
|                    | GP      | G | A | PTS | +/- | PIM | S | GP          | G | A | PTS | PIM    | GP | G  | A | PTS | PIM |   |
| NATHAN BASTIAN     | 1       | 0 | 0 | 0   | 0   | 0   | 0 | 2           | 0 | 0 | 0   | 0      | 2  | 0  | 0 | 0   | 0   | 0 |
| JESPER BRATT       | 2       | 0 | 1 | 1   | 0   | 0   | 5 | 12          | 5 | 4 | 9   | 6      | 12 | 5  | 4 | 9   | 6   | 0 |
| NICO DAWS          | 2       | 0 | 0 | 0   | 0   | 0   | 0 | 2           | 0 | 0 | 0   | 0      | 2  | 0  | 0 | 0   | 0   | 0 |
| ERIK HAULA         | 2       | 0 | 0 | 0   | -1  | 4   | 0 | 4           | 1 | 0 | 1   | 4      | 23 | 7  | 3 | 10  | 8   | 0 |
| NICO HISCHIER      | 2       | 0 | 1 | 1   | 0   | 0   | 8 | 11          | 3 | 3 | 6   | 4      | 11 | 3  | 3 | 6   | 4   | 0 |
| JACK HUGHES        | 2       | 0 | 1 | 1   | -4  | 2   | 9 | 7           | 0 | 6 | 6   | 2      | 7  | 0  | 6 | 6   | 6   | 2 |
| LUKE HUGHES        | 2       | 0 | 0 | 0   | -3  | 2   | 5 | 2           | 0 | 0 | 0   | 2      | 2  | 0  | 0 | 0   | 0   | 2 |
| CURTIS LAZAR       | 2       | 0 | 0 | 0   | -2  | 2   | 1 | 2           | 0 | 0 | 0   | 2      | 14 | 0  | 4 | 4   | 6   | 0 |
| KURTIS MACDERMID   | 1       | 0 | 0 | 0   | 0   | 0   | 1 | 1           | 0 | 0 | 0   | 0      | 7  | 0  | 1 | 1   | 12  | 0 |
| TIMO MEIER         | 2       | 1 | 0 | 1   | 0   | 0   | 4 | 2           | 1 | 0 | 1   | 0      | 31 | 15 | 9 | 24  | 18  | 0 |
| DAWSON MERCER      | 2       | 0 | 0 | 0   | -1  | 0   | 3 | 6           | 2 | 2 | 4   | 0      | 6  | 2  | 2 | 4   | 0   | 0 |
| SIMON NEMEC        | 2       | 0 | 0 | 0   | -1  | 0   | 3 | 2           | 0 | 0 | 0   | 0      | 2  | 0  | 0 | 0   | 0   | 0 |
| ONDREJ PALAT       | 2       | 0 | 0 | 0   | -2  | 2   | 1 | 4           | 0 | 1 | 1   | 2      | 15 | 1  | 5 | 6   | 4   | 0 |
| JONAS SIEGENTHALER | 1       | 0 | 0 | 0   | 0   | 0   | 1 | 5           | 0 | 0 | 0   | 2      | 6  | 0  | 0 | 0   | 2   | 0 |

Also with career statistics vs. Kings: JAKE ALLEN (15-0-0-0-2 CAREER/0-0-0-0-0 WITH DEVILS, JACOB MARKSTROM (22-0-2-2-0/0-0-0-0-0); PAUL COTTER (5-0-1-1-2/0-0-0-0-0); NICK DESIMONE (2-0-0-0-0/0-0-0-0-0); BRENDEN DILLON (44-0-8-8-41/0-0-0-0-0); NOLAN FOOTE (1-0-0-0-0); DOUGIE HAMILTON (22-3-6-9-22/2-0-2-2-0); JOHNATHAN KOVACEVIC (4-0-0-0-2); STEFAN NOESEN (10-0-3-3-6/3-0-1-1-0); BRETT PESCE (14-2-4-6-2/0-0-0-0-0); TOMAS TATAR (24-6-5-11-6/4-2-1-3-4).

GOALTENDING HISTORY vs. KINGS

| GOALTENDER      | 2023-24 |    |    |      |        | WITH DEVILS |    |    |      |        | CAREER |    |    |      |        |   |   |
|-----------------|---------|----|----|------|--------|-------------|----|----|------|--------|--------|----|----|------|--------|---|---|
|                 | MIN     | GA | SO | GAA  | W L OT | MIN         | GA | SO | GAA  | W L OT | MIN    | GA | SO | GAA  | W L OT |   |   |
| JAKE ALLEN      | -       | -  | -  | -    | -      | -           | -  | -  | -    | -      | 821    | 32 | 2  | 2.34 | 6      | 7 | 1 |
| NICO DAWS       | 91      | 6  | 0  | 3.96 | 0 2 0  | 91          | 6  | 0  | 3.96 | 0 2 0  | 91     | 6  | 0  | 3.96 | 0 2 0  | 0 | 0 |
| JACOB MARKSTROM | -       | -  | -  | -    | -      | -           | -  | -  | -    | -      | 1313   | 62 | 0  | 2.83 | 12     | 6 | 4 |

| YEAR    | HOME         |         | ROAD    |         | TOTAL     |           | GF-GA         | SF-SA | PIM | PP/PK |  |
|---------|--------------|---------|---------|---------|-----------|-----------|---------------|-------|-----|-------|--|
|         | W-L-O/T      | W-L-O/T | W-L-O/T | W-L-O/T |           |           |               |       |     |       |  |
| 1982-83 | 1-0-0        | 0-2-0   | 1-2-0   | 9-13    | 72-85     | 49-48     | 2-9/1-7       |       |     |       |  |
| 1983-84 | 2-0-0        | 0-1-0   | 2-1-0   | 14-15   | 71-88     | 49-33     | 2-6/3-15      |       |     |       |  |
| 1984-85 | 0-1-0        | 0-2-0   | 0-3-0   | 7-19    | 88-87     | 58-52     | 1-11/6-14     |       |     |       |  |
| 1985-86 | 1-1-0        | 1-0-0   | 2-1-0   | 13-10   | 93-87     | 36-26     | 2-8/2-13      |       |     |       |  |
| 1986-87 | 1-0-0        | 0-2-0   | 1-2-0   | 13-18   | 92-107    | 84-73     | 4-11/6-17     |       |     |       |  |
| 1987-88 | 1-1-0        | 0-0-1   | 1-1-1   | 7-9     | 82-86     | 107-107   | 4-17/4-19     |       |     |       |  |
| 1988-89 | 0-0-1        | 0-1-1   | 0-1-2   | 10-16   | 100-110   | 110-112   | 2-14/5-13     |       |     |       |  |
| 1989-90 | 2-0-0        | 0-1-0   | 2-1-0   | 13-12   | 97-80     | 48-40     | 1-12/1-11     |       |     |       |  |
| 1990-91 | 0-1-0        | 1-1-0   | 1-2-0   | 9-13    | 86-98     | 120-78    | 1-10/4-16     |       |     |       |  |
| 1991-92 | 2-0-0        | 1-0-0   | 3-0-0   | 14-5    | 89-92     | 60-50     | 5-15/1-20     |       |     |       |  |
| 1992-93 | 1-0-0        | 0-1-0   | 1-1-0   | 9-6     | 94-51     | 17-31     | 3-11/0-4      |       |     |       |  |
| 1993-94 | 0-1-0        | 0-1-0   | 0-2-0   | 5-8     | 88-52     | 35-42     | 2-9/2-13      |       |     |       |  |
| 1994-95 | 0-0-0        | 0-0-0   | 0-0-0   | 0-0     | 0-0       | 0-0       | 0-0/0-0       |       |     |       |  |
| 1995-96 | 1-0-0        | 1-0-0   | 2-0-0   | 7-3     | 68-56     | 18-10     | 1-5/1-10      |       |     |       |  |
| 1996-97 | 1-0-0        | 1-0-0   | 2-0-0   | 9-3     | 62-58     | 14-14     | 2-7/0-7       |       |     |       |  |
| 1997-98 | 0-1-0        | 0-1-0   | 0-2-0   | 1-7     | 56-47     | 28-36     | 1-12/1-8      |       |     |       |  |
| 1998-99 | 0-1-0        | 1-0-0   | 1-1-0   | 3-6     | 80-44     | 41-61     | 1-12/1-6      |       |     |       |  |
| 1999-00 | 1-0-0        | 0-0-0   | 1-0-0   | 7-1     | 36-35     | 20-14     | 1-2/0-5       |       |     |       |  |
| 2000-01 | 0-1-0        | 1-0-0   | 1-1-0   | 7-3     | 69-40     | 28-26     | 3-6/1-7       |       |     |       |  |
| 2001-02 | 0-1-0        | 0-0-0   | 0-1-0   | 2-3     | 27-22     | 10-8      | 0-4/0-5       |       |     |       |  |
| 2002-03 | 0-0-0        | 0-1-0   | 0-1-0   | 1-2     | 35-32     | 8-2       | 0-1/1-4       |       |     |       |  |
| 2003-04 | 1-0-0        | 1-0-0   | 2-0-0   | 7-2     | 58-51     | 20-28     | 3-13/1-9      |       |     |       |  |
| 2005-06 | 0-0-0        | 0-0-0   | 0-0-0   | 0-0     | 0-0       | 0-0       | 0-0/0-0       |       |     |       |  |
| 2006-07 | 0-0-0        | 0-0-1   | 0-0-1   | 2-3     | 22-28     | 12-10     | 2-5/1-6       |       |     |       |  |
| 2007-08 | 1-0-0        | 0-0-0   | 1-0-0   | 6-3     | 27-26     | 9-7       | 0-1/0-2       |       |     |       |  |
| 2008-09 | 0-1-0        | 1-0-0   | 1-1-0   | 6-4     | 54-67     | 37-53     | 3-11/1-9      |       |     |       |  |
| 2009-10 | 0-1-0        | 0-0-0   | 0-1-0   | 2-3     | 28-22     | 8-6       | 0-3/1-4       |       |     |       |  |
| 2010-11 | 0-0-0        | 0-1-0   | 0-1-0   | 1-3     | 40-23     | 6-4       | 0-2/1-3       |       |     |       |  |
| 2011-12 | 1-0-0        | 1-0-0   | 2-0-0   | 5-1     | 60-58     | 4-8       | 0-4/0-2       |       |     |       |  |
| 2012-13 | 0-0-0        | 0-0-0   | 0-0-0   | 0-0     | 0-0       | 0-0       | 0-0/0-0       |       |     |       |  |
| 2013-14 | 0-1-0        | 1-0-0   | 1-1-0   | 2-3     | 41-56     | 21-17     | 0-4/1-7       |       |     |       |  |
| 2014-15 | 0-1-0        | 1-0-0   | 1-1-0   | 6-6     | 40-59     | 21-17     | 2-5/1-7       |       |     |       |  |
| 2015-16 | 1-0-0        | 1-0-0   | 2-0-0   | 3-1     | 42-51     | 12-8      | 1-4/0-6       |       |     |       |  |
| 2016-17 | 0-1-0        | 0-1-0   | 0-2-0   | 3-7     | 48-53     | 6-8       | 0-6/1-3       |       |     |       |  |
| 2017-18 | 1-0-0        | 1-0-0   | 2-0-0   | 8-1     | 54-55     | 20-14     | 1-6/0-10      |       |     |       |  |
| 2018-19 | 0-1-0        | 1-0-0   | 1-1-0   | 7-8     | 65-57     | 14-22     | 1-7/1-4       |       |     |       |  |
| 2019-20 | 1-0-0        | 0-0-1   | 1-0-1   | 4-2     | 67-75     | 6-10      | 1-5/0-3       |       |     |       |  |
| 2020-21 | DID NOT PLAY |         |         |         |           |           |               |       |     |       |  |
| 2021-22 | 0-1-0        | 0-0-1   | 0-1-1   | 4-6     | 48-66     | 22-16     | 1-6/1-9       |       |     |       |  |
| 2022-23 | 1-0-0        | 1-0-0   | 2-0-0   | 9-5     | 60-59     | 10-14     | 1-7/2-5       |       |     |       |  |
| 2023-24 | 0-1-0        | 0-1-0   | 0-2-0   | 2-7     | 58-52     | 16-16     | 1-7/2-7       |       |     |       |  |
| TOTALS  | 21-17-1      | 16-16-6 | 37-33-7 | 236-236 | 2297-2206 | 1186-1125 | 55-276/53-304 |       |     |       |  |

# LOS ANGELES KINGS

CRYPTO.COM ARENA • LOS ANGELES, CA  
(213) 742-7100 • Fax (310) 535-4525  
lakings.com



|   |                                       |
|---|---------------------------------------|
| <b>President/Alternate Governor</b> .....       | Luc Robitaille                        |
| <b>Vice President/General Manager</b> .....     | Rob Blake                             |
| <b>Assistant General Manager</b> .....          | Nelson Emerson                        |
| <b>Senior Director, Hockey Operations</b> ..... | Jake Goldberg                         |
| <b>Head Coach</b> .....                         | Jim Hiller                            |
| <b>Assistant Coaches</b> .....                  | D.J. Smith, Newell Brown & Derik John |
| <b>Goaltending Coach</b> .....                  | Mike Buckley                          |

## 2023-24 LEADERS


|                      |                       |                   |                           |
|----------------------|-----------------------|-------------------|---------------------------|
| <b>Goals</b> .....   | Trevor Moore, 31      | <b>PIM</b> .....  | Andreas Englund, 81       |
| <b>Assists</b> ..... | Adrian Kempe, 47      | <b>GAA</b> .....  | David Rittich, 2.15       |
| <b>Points</b> .....  | Adrian Kempe, 75      | <b>Wins</b> ..... | Cam Talbot, 27            |
| <b>+/-</b> .....     | Michael Anderson, +22 | <b>ShO</b> .....  | C. Talbot & D. Rittich, 3 |

## OTHER INFORMATION

|  |   |
|--|---|
| <b>Leading Scorer vs. NJ</b> .....     | Dave Taylor, 14g-18a-32pts  |
| <b>Leading Scorer vs. LA</b> .....     | John MacLean, 13g-16a-29pts   |
| <b>Last Trade</b> .....                | Devils obtained Brian O'Neill for conditional #7 2017 Draft Pick (10/06/15) |
| <b>Stanley Cups</b> .....              | 2 (2011-12, 2013-14)  |
| <b>2024-2025 Schedule vs. LA</b> ..... | Dec. 12 @ NJD & Jan. 1 @ LAK  |



**HILLER**



**DOUGHTY**

## INDIVIDUAL SCORING vs. DEVILS

| PLAYER             | 2023-24 |   |   |     |     |     |   | CAREER |   |    |     |     |
|--------------------|---------|---|---|-----|-----|-----|---|--------|---|----|-----|-----|
|                    | GP      | G | A | PTS | +/- | PIM | S | GP     | G | A  | PTS | PIM |
| MIKEY ANDERSON     | 1       | 0 | 0 | 0   | 1   | 0   | 0 | 6      | 0 | 1  | 1   | 0   |
| QUINTON BYFIELD    | 2       | 1 | 0 | 1   | -1  | 0   | 6 | 5      | 1 | 0  | 1   | 4   |
| PHILLIP DANAULT    | 2       | 3 | 0 | 3   | 3   | 0   | 5 | 17     | 5 | 8  | 13  | 6   |
| DREW DOUGHTY       | 2       | 0 | 1 | 1   | 2   | 2   | 0 | 23     | 1 | 9  | 10  | 8   |
| ANDREAS ENGLUND    | 2       | 0 | 0 | 0   | 1   | 0   | 1 | 3      | 0 | 1  | 1   | 7   |
| KEVIN FIALA        | 2       | 1 | 2 | 3   | 3   | 2   | 4 | 13     | 4 | 7  | 11  | 10  |
| VLADISLAV GAVRIKOV | 2       | 0 | 1 | 1   | 2   | 0   | 2 | 10     | 1 | 3  | 4   | 12  |
| ADRIAN KEMPE       | 1       | 0 | 1 | 1   | 1   | 0   | 3 | 11     | 4 | 3  | 7   | 4   |
| ANZE KOPITAR       | 2       | 1 | 1 | 2   | 0   | 0   | 3 | 27     | 8 | 13 | 21  | 4   |
| ALEX LAFERRIERE    | 2       | 1 | 0 | 1   | 1   | 0   | 4 | 2      | 1 | 0  | 1   | 0   |
| TREVOR LEWIS       | 2       | 0 | 0 | 0   | 0   | 0   | 2 | 20     | 0 | 1  | 1   | 6   |
| TREVOR MOORE       | 2       | 0 | 2 | 2   | 2   | 0   | 6 | 6      | 0 | 3  | 3   | 0   |
| JACOB MOVERARE     | 1       | 0 | 0 | 0   | 0   | 2   | 0 | 1      | 0 | 0  | 0   | 2   |
| JORDAN SPENCE      | 1       | 0 | 0 | 0   | 0   | 0   | 0 | 1      | 0 | 0  | 0   | 0   |
| ALEX TURCOTTE      | 2       | 0 | 0 | 0   | 0   | 2   | 1 | 2      | 0 | 0  | 0   | 2   |

Also with career statistics vs. Devils: PHEONIX COPLEY (3-0-0-0-0); DARCY KUEMPER (9-0-0-0-2); KYLE BURROUGHS (2-0-0-0-0); JOEL EDMUNDSON (15-1-0-1-4); TANNER JEANNOT (7-1-1-2-0); CALEB JONES (2-0-2-2-0); ARTHUR KAILYEV (3-1-0-1-0).

## GOALTENDING HISTORY vs. DEVILS

| GOALTENDER     | 2023-24 |    |    |     |   |   | CAREER |     |    |    |      |   |   |    |
|----------------|---------|----|----|-----|---|---|--------|-----|----|----|------|---|---|----|
|                | MIN     | GA | SO | GAA | W | L | OT     | MIN | GA | SO | GAA  | W | L | OT |
| PHEONIX COPLEY | -       | -  | -  | -   | - | - | -      | 182 | 11 | 0  | 3.62 | 1 | 1 | 1  |
| DARCY KUEMPER  | -       | -  | -  | -   | - | - | -      | 533 | 24 | 0  | 2.70 | 0 | 5 | 4  |



**ALL-TIME RECORD**

|               | GP | W  | L | O/T | OTL | PTS | GF | GA |
|---------------|----|----|---|-----|-----|-----|----|----|
| <b>DEVILS</b> | 31 | 17 | 9 | 5   | -   | 39  | 93 | 87 |
| at New Jersey | 16 | 9  | 4 | 3   | -   | 21  | 49 | 39 |
| at Minnesota  | 15 | 8  | 5 | 2   | -   | 18  | 44 | 48 |

**2023-24 SUMMARY**

|            | GP | W | L | OT | PTS | GF | GA | SF | SA | PIM | PP         | SHG |
|------------|----|---|---|----|-----|----|----|----|----|-----|------------|-----|
| NEW JERSEY | 2  | 2 | 0 | 0  | 4   | 9  | 6  | 68 | 59 | 16  | 5-8, 62.5% | 0   |
| MINNESOTA  | 2  | 0 | 2 | 0  | 0   | 6  | 9  | 59 | 68 | 16  | 2-8, 25.0% | 0   |

| DATE     | GAME# | RES | SCORE | LOCATION    | GOALTENDERS        | W/D GOAL |
|----------|-------|-----|-------|-------------|--------------------|----------|
| 10/29/23 | 8     | W   | 4-3   | @ DEVILS    | VANECEK/Fleury     | BRATT    |
| 11/2/23  | 9     | W   | 5-3   | @ Minnesota | VANECEK/Gustavsson | BRATT    |

**INDIVIDUAL SCORING vs. WILD**

| PLAYER             | 2023-24 |   |   |     |     |     |   |    | WITH DEVILS |   |     |     |    | CAREER |   |     |     |  |
|--------------------|---------|---|---|-----|-----|-----|---|----|-------------|---|-----|-----|----|--------|---|-----|-----|--|
|                    | GP      | G | A | PTS | +/- | PIM | S | GP | G           | A | PTS | PIM | GP | G      | A | PTS | PIM |  |
| NATHAN BASTIAN     | 2       | 0 | 1 | 1   | 0   | 2   | 1 | 4  | 0           | 1 | 1   | 9   | 5  | 0      | 1 | 1   | 11  |  |
| JESPER BRATT       | 2       | 3 | 4 | 7   | 2   | 0   | 7 | 10 | 4           | 8 | 12  | 0   | 10 | 4      | 8 | 12  | 0   |  |
| DOUGIE HAMILTON    | 2       | 1 | 0 | 1   | 1   | 4   | 8 | 6  | 1           | 3 | 4   | 6   | 23 | 2      | 4 | 6   | 16  |  |
| ERIK HAULA         | 2       | 1 | 0 | 1   | -1  | 4   | 6 | 4  | 1           | 0 | 1   | 4   | 11 | 3      | 3 | 6   | 8   |  |
| JACK HUGHES        | 2       | 0 | 2 | 2   | -1  | 0   | 4 | 5  | 0           | 3 | 3   | 0   | 5  | 0      | 3 | 3   | 0   |  |
| LUKE HUGHES        | 2       | 0 | 3 | 3   | 0   | 0   | 6 | 2  | 0           | 3 | 3   | 0   | 2  | 0      | 3 | 3   | 0   |  |
| CURTIS LAZAR       | 2       | 0 | 0 | 0   | -1  | 2   | 5 | 2  | 0           | 0 | 0   | 2   | 14 | 0      | 1 | 1   | 4   |  |
| TIMO MEIER         | 2       | 1 | 1 | 2   | -1  | 0   | 4 | 3  | 2           | 1 | 3   | 0   | 27 | 6      | 9 | 15  | 15  |  |
| DAWSON MERCER      | 2       | 0 | 0 | 0   | 0   | 0   | 3 | 6  | 0           | 0 | 0   | 0   | 6  | 0      | 0 | 0   | 0   |  |
| ONDREJ PALAT       | 2       | 0 | 1 | 1   | 1   | 0   | 5 | 4  | 0           | 2 | 2   | 0   | 20 | 0      | 7 | 7   | 0   |  |
| JONAS SIEGENTHALER | 2       | 0 | 0 | 0   | 1   | 0   | 4 | 6  | 0           | 0 | 0   | 6   | 7  | 0      | 0 | 0   | 6   |  |

Also with career statistics vs. Wild: JAKE ALLEN (20-0-0-0-0-0 CAREER/0-0-0-0-0-0 WITH DEVILS, JACOB MARKSTROM (13-0-1-1-0/0-0-0-0-0); PAUL COTTER (5-2-1-3-2/0-0-0-0-0); NICK DESIMONE (1-0-0-0-0/0-0-0-0-0); BRENDEN DILLON (38-0-9-9-40/0-0-0-0-0), NOLAN FOOTE (1-0-0-0-0-0), NICO HISCHIER (9-1-5-6-8) JOHNATHAN KOVACEVIC (5-0-0-0-0/0-0-0-0-0), KURTIS MACDERMID (13-2-2-4-46/0-0-0-0-0), STEFAN NOESEN (9-4-3-7-0/1-1-0-1-0); BRETT PESCE (16-2-2-4-6/0-0-0-0-0), TOMAS TATAR (21-7-3-10-10/4-3-1-4-4).

**GOALTENDING HISTORY vs. WILD**

| GOALTENDER      | 2023-24 |    |    |     |   |   |    | WITH DEVILS |    |    |     |   |   |    | CAREER |    |    |      |   |   |    |
|-----------------|---------|----|----|-----|---|---|----|-------------|----|----|-----|---|---|----|--------|----|----|------|---|---|----|
|                 | MIN     | GA | SO | GAA | W | L | OT | MIN         | GA | SO | GAA | W | L | OT | MIN    | GA | SO | GAA  | W | L | OT |
| JAKE ALLEN      | -       | -  | -  | -   | - | - | -  | -           | -  | -  | -   | - | - | -  | 1088   | 47 | 0  | 2.59 | 8 | 6 | 2  |
| JACOB MARKSTROM | -       | -  | -  | -   | - | - | -  | -           | -  | -  | -   | - | - | -  | 750    | 28 | 1  | 2.24 | 7 | 3 | 2  |

| YEAR          | HOME         |              | ROAD         |              | TOTAL        |                | GF-GA          | SF-SA               | PIM | PP/PK |  |
|---------------|--------------|--------------|--------------|--------------|--------------|----------------|----------------|---------------------|-----|-------|--|
|               | W-L-O/T      | W-L-O/T      | W-L-O/T      | W-L-O/T      |              |                |                |                     |     |       |  |
| 2000-01       | 1-0-0        | 1-0-0        | 2-0-0        | 2-0-0        | 10-4         | 48-50          | 12-10          | 1-5/2-6             |     |       |  |
| 2001-02       | 0-0-0        | 0-0-1        | 0-0-1        | 0-0-1        | 2-2          | 27-36          | 17-13          | 0-2/0-4             |     |       |  |
| 2002-03       | 1-0-0        | 0-1-0        | 1-1-0        | 1-1-0        | 5-5          | 62-45          | 15-19          | 0-6/1-4             |     |       |  |
| 2003-04       | 0-0-1        | 0-0-0        | 0-0-1        | 0-0-1        | 4-4          | 36-34          | 6-4            | 1-2/1-3             |     |       |  |
| 2005-06       | 1-0-0        | 0-0-0        | 1-0-0        | 1-0-0        | 3-2          | 33-39          | 14-10          | 0-5/1-7             |     |       |  |
| 2006-07       | 0-0-0        | 0-0-0        | 0-0-0        | 0-0-0        | 0-0          | 0-0            | 0-0            | 0-0/0-0             |     |       |  |
| 2007-08       | 0-0-0        | 1-0-0        | 1-0-0        | 1-0-0        | 4-3          | 30-37          | 13-7           | 0-1/0-4             |     |       |  |
| 2008-09       | 1-0-0        | 0-0-0        | 1-0-0        | 1-0-0        | 4-0          | 29-35          | 14-6           | 1-3/0-7             |     |       |  |
| 2009-10       | 0-0-0        | 1-0-0        | 1-0-0        | 1-0-0        | 5-3          | 26-32          | 4-6            | 2-3/0-2             |     |       |  |
| 2010-11       | 0-1-0        | 0-0-0        | 0-1-0        | 0-1-0        | 1-2          | 22-18          | 4-10           | 0-3/0-0             |     |       |  |
| 2011-12       | 0-0-0        | 0-1-0        | 0-1-0        | 0-1-0        | 2-4          | 31-16          | 6-10           | 0-5/0-2             |     |       |  |
| 2012-13       | 0-0-0        | 0-0-0        | 0-0-0        | 0-0-0        | 0-0          | 0-0            | 0-0            | 0-0/0-0             |     |       |  |
| 2013-14       | 1-0-0        | 0-1-0        | 1-1-0        | 1-1-0        | 4-7          | 48-43          | 20-29          | 1-7/2-9             |     |       |  |
| 2014-15       | 1-0-0        | 0-1-0        | 1-1-0        | 1-1-0        | 5-7          | 55-62          | 16-14          | 1-7/1-8             |     |       |  |
| 2015-16       | 1-0-0        | 1-0-0        | 2-0-0        | 2-0-0        | 9-5          | 42-50          | 15-13          | 0-3/2-4             |     |       |  |
| 2016-17       | 1-0-0        | 1-0-0        | 2-0-0        | 2-0-0        | 6-4          | 58-64          | 12-8           | 1-4/1-6             |     |       |  |
| 2017-18       | 1-0-0        | 0-1-0        | 1-1-0        | 1-1-0        | 6-7          | 65-61          | 16-12          | 1-5/2-8             |     |       |  |
| 2018-19       | 0-1-0        | 1-0-0        | 1-1-0        | 1-1-0        | 7-8          | 46-65          | 13-17          | 1-6/2-5             |     |       |  |
| 2019-20       | 0-1-0        | 0-0-0        | 0-1-0        | 0-1-0        | 2-3          | 34-29          | 8-4            | 1-2/1-4             |     |       |  |
| 2020-21       | DID NOT PLAY |              |              |              |              |                |                |                     |     |       |  |
| 2021-22       | 0-0-1        | 0-1-0        | 0-1-1        | 0-1-1        | 4-8          | 73-65          | 18-18          | 0-7/0-7             |     |       |  |
| 2022-23       | 0-0-1        | 0-0-1        | 0-0-2        | 0-0-2        | 3-5          | 77-53          | 15-27          | 0-5/1-4             |     |       |  |
| 2023-24       | 1-0-0        | 1-0-0        | 2-0-0        | 2-0-0        | 9-6          | 68-59          | 16-16          | 5-8/2-8             |     |       |  |
| <b>TOTALS</b> | <b>9-4-3</b> | <b>8-5-2</b> | <b>8-5-2</b> | <b>8-5-2</b> | <b>93-87</b> | <b>837-864</b> | <b>256-255</b> | <b>16-89/19-100</b> |     |       |  |

# MINNESOTA WILD

XCEL ENERGY CENTER • SAINT PAUL, MN  
(651) 602-6000 • Fax (651) 222-1055  
wild.com




**General Manager/President of Hockey Operations**.....Bill Guerin  
**Senior Advisor to General Manager** .....Ray Shero  
**Assistant General Managers** ..... Mat Sells, Michael Murray & Chris Kelleher  
**Hockey Operations Advisor** .....Mike Modano  
**Head Coach**.....John Hynes  
**Associate Coach**.....Jack Capuano  
**Assistant Coaches**.....Patrick Dwyer, Jason King  
**Goaltending Coach**.....Frederic Chabot



**HYNES**

## 2023-24 LEADERS

**Goals**..... Kirill Kaprizov, 46      **PIM**..... Jacob Middleton, 77  
**Assists**..... Mats Zuccarello, 51      **GAA**..... M.A. Fleury, 2.98  
**Points**..... Kirill Kaprizov, 96      **Wins**..... Filip Gustavsson, 20  
**+/-**..... Jonas Brodin, +22      **ShO**..... Filip Gustavsson, 3



**KARPIZOV**

## OTHER INFORMATION

**Leading Scorer vs. NJ**.....Mikko Koivu, 2g-10a-12pts  
**Leading Scorer vs. Min.**.....P. Elias, 4g-8a-12pts, & J. Bratt, 4g-8a-12pts  
**Last Trade**..... Devils obtain Adam Beckman in exchange for Graeme Clarke on June 21, 2024  
**Stanley Cups**.....None  
**2024-2025 Schedule vs. Min.**.....Mar. 29 @ MIN & Mar. 31 @ NJD

## INDIVIDUAL SCORING vs. DEVILS

| PLAYER            | 2023-24 |   |   |     |     |     |   |    | CAREER |    |     |     |
|-------------------|---------|---|---|-----|-----|-----|---|----|--------|----|-----|-----|
|                   | GP      | G | A | PTS | +/- | PIM | S | GP | G      | A  | PTS | PIM |
| MATT BOLDY        | 1       | 0 | 2 | 2   | 1   | 2   | 1 | 3  | 1      | 2  | 3   | 2   |
| JONAS BRODIN      | 2       | 0 | 2 | 2   | 2   | 0   | 1 | 18 | 0      | 6  | 6   | 4   |
| JOEL ERIKSSON EK  | 2       | 0 | 1 | 1   | 1   | 2   | 6 | 12 | 5      | 2  | 7   | 6   |
| BROCK FABER       | 2       | 0 | 1 | 1   | 1   | 0   | 2 | 2  | 0      | 1  | 1   | 0   |
| MARC-ANDRE FLEURY | 1       | 0 | 0 | 0   | -   | 0   | 0 | 55 | 0      | 2  | 2   | 4   |
| MARCUS FOLIGNO    | 2       | 0 | 1 | 1   | 0   | 0   | 1 | 21 | 2      | 4  | 6   | 14  |
| FLIIP GUSTAVSSON  | 1       | 0 | 0 | 0   | -   | 0   | 0 | 3  | 0      | 0  | 0   | 0   |
| RYAN HARTMAN      | 2       | 1 | 0 | 1   | -2  | 2   | 5 | 15 | 4      | 4  | 8   | 32  |
| MARCUS JOHANSSON  | 2       | 0 | 0 | 0   | -1  | 0   | 5 | 34 | 4      | 6  | 10  | 4   |
| KIRILL KAPRIZOV   | 2       | 1 | 0 | 1   | 0   | 2   | 8 | 5  | 3      | 1  | 4   | 4   |
| JON MERRILL       | 2       | 0 | 0 | 0   | -1  | 0   | 3 | 10 | 0      | 1  | 1   | 4   |
| JAKE MIDDLETON    | 2       | 2 | 0 | 2   | -1  | 2   | 3 | 7  | 3      | 1  | 4   | 9   |
| MARCO ROSSI       | 2       | 1 | 1 | 2   | 2   | 2   | 5 | 2  | 1      | 1  | 2   | 2   |
| MATS ZUCCARELLO   | 2       | 0 | 1 | 1   | -1  | 0   | 5 | 34 | 6      | 18 | 24  | 10  |

Also with career statistics vs. Devils: N/A.

## GOALTENDING HISTORY vs. DEVILS

| GOALTENDER        | 2023-24 |    |    |      |   |   | CAREER |      |     |    |      |    |    |    |
|-------------------|---------|----|----|------|---|---|--------|------|-----|----|------|----|----|----|
|                   | MIN     | GA | SO | GAA  | W | L | OT     | MIN  | GA  | SO | GAA  | W  | L  | OT |
| MARC-ANDRE FLEURY | 57      | 4  | 0  | 4.19 | 0 | 1 | 0      | 3134 | 130 | 6  | 2.49 | 24 | 26 | 5  |
| FILIP GUSTAVSSON  | 58      | 5  | 0  | 5.13 | 0 | 1 | 0      | 188  | 8   | 0  | 2.55 | 2  | 1  | 0  |



**ALL-TIME RECORD**

|               | GP  | W  | L  | O/T | OTL | PTS | GF  | GA  |
|---------------|-----|----|----|-----|-----|-----|-----|-----|
| <b>DEVILS</b> | 169 | 78 | 74 | 17  | -   | 173 | 480 | 524 |
| at New Jersey | 85  | 41 | 36 | 8   | -   | 90  | 252 | 277 |
| at Montreal   | 84  | 37 | 38 | 9   | -   | 83  | 226 | 244 |

**2023-24 SUMMARY**

|            | GP | W | L | OT | PTS | GF | GA | SF | SA | PIM | PP          | SHG |
|------------|----|---|---|----|-----|----|----|----|----|-----|-------------|-----|
| NEW JERSEY | 3  | 2 | 1 | 0  | 4   | 11 | 8  | 88 | 80 | 10  | 5-10, 50.0% | 0   |
| MONTREAL   | 3  | 1 | 2 | 0  | 2   | 8  | 11 | 80 | 88 | 20  | 1-5, 20.0%  | 0   |

| DATE     | GAME# | RES | SCORE | LOCATION   | GOALTENDER        | W/D GOAL |
|----------|-------|-----|-------|------------|-------------------|----------|
| 10/24/23 | 5     | W   | 5-2   | @ Montreal | VANECEK/Primeau   | HISCHIER |
| 1/17/24  | 42    | I   | 3-2   | @ DEVILS   | DAWS/Montembeault | Caufield |
| 2/24/24  | 57    | W   | 4-3   | @ DEVILS   | DAWS/Allen        | BRATT    |

**INDIVIDUAL SCORING vs. CANADIENS**

| PLAYER             | 2023-24 |   |   |     |     |     |   | WITH DEVILS |   |   |     |     |    |   | CAREER |     |     |  |  |  |  |
|--------------------|---------|---|---|-----|-----|-----|---|-------------|---|---|-----|-----|----|---|--------|-----|-----|--|--|--|--|
|                    | GP      | G | A | PTS | +/- | PIM | S | GP          | G | A | PTS | PIM | GP | G | A      | PTS | PIM |  |  |  |  |
| NATHAN BASTIAN     | 2       | 0 | 0 | 0   | -1  | 0   | 1 | 7           | 2 | 0 | 2   | 2   | 7  | 2 | 0      | 2   | 2   |  |  |  |  |
| JESPER BRATT       | 3       | 1 | 1 | 2   | 0   | 0   | 7 | 17          | 5 | 8 | 13  | 0   | 17 | 5 | 8      | 13  | 0   |  |  |  |  |
| NICO DAWS          | 2       | 0 | 0 | 0   | -   | 0   | 0 | 4           | 0 | 0 | 0   | 0   | 4  | 0 | 0      | 0   | 0   |  |  |  |  |
| DOUGIE HAMILTON    | 1       | 0 | 1 | 1   | 1   | 0   | 5 | 6           | 1 | 3 | 4   | 2   | 28 | 5 | 12     | 17  | 20  |  |  |  |  |
| ERIK HAULA         | 3       | 0 | 0 | 0   | -2  | 2   | 4 | 6           | 0 | 0 | 0   | 2   | 20 | 6 | 6      | 12  | 15  |  |  |  |  |
| NICO HISCHIER      | 3       | 2 | 1 | 3   | -2  | 0   | 9 | 17          | 9 | 6 | 15  | 4   | 17 | 9 | 6      | 15  | 4   |  |  |  |  |
| JAKE HUGHES        | 2       | 0 | 4 | 4   | 3   | 0   | 6 | 9           | 4 | 9 | 13  | 2   | 9  | 4 | 9      | 13  | 2   |  |  |  |  |
| LUKE HUGHES        | 3       | 1 | 1 | 2   | 0   | 0   | 6 | 3           | 1 | 1 | 2   | 0   | 3  | 1 | 1      | 2   | 0   |  |  |  |  |
| CURTIS LAZAR       | 3       | 0 | 0 | 0   | 0   | 0   | 1 | 3           | 0 | 0 | 0   | 0   | 17 | 3 | 1      | 4   | 0   |  |  |  |  |
| TIMO MEIER         | 3       | 1 | 3 | 4   | 1   | 0   | 6 | 4           | 1 | 3 | 4   | 0   | 12 | 6 | 6      | 12  | 2   |  |  |  |  |
| DAWSON MERCER      | 3       | 0 | 1 | 1   | -1  | 0   | 3 | 9           | 2 | 6 | 8   | 4   | 9  | 2 | 6      | 8   | 4   |  |  |  |  |
| SIMON NEMEC        | 2       | 0 | 2 | 2   | 0   | 0   | 5 | 2           | 0 | 2 | 2   | 0   | 2  | 0 | 2      | 2   | 0   |  |  |  |  |
| ONDREJ PALAT       | 2       | 1 | 0 | 1   | 0   | 0   | 4 | 4           | 1 | 0 | 1   | 0   | 32 | 6 | 16     | 22  | 10  |  |  |  |  |
| JONAS SIEGENTHALER | 2       | 0 | 0 | 0   | -2  | 0   | 2 | 8           | 0 | 0 | 0   | 2   | 10 | 0 | 0      | 0   | 2   |  |  |  |  |
| MAX WILLMAN        | 1       | 0 | 0 | 0   | 0   | 0   | 0 | 1           | 0 | 0 | 0   | 0   | 3  | 1 | 0      | 1   | 0   |  |  |  |  |

Also with career statistics vs. Canadiens: JAKE ALLEN (8-0-0-0-0 CAREER/0-0-0-0-0 WITH DEVILS), JACOB MARKSTROM (19-0-1-1-2/0-0-0-0); PAUL COTTER (3-1-0-1-0/0-0-0-0); NICK DESIMONE (1-0-0-0-0/0-0-0-0); BRENDEN DILLON (20-1-2-3-15/0-0-0-0); KURTIS MACDERMID (5-1-0-1-0/0-0-0-0); STEFAN NOESEN (13-3-2-5-0/4-2-0-2-0); BRETT PESCE (21-1-12-13-6/0-0-0-0); TOMAS TATAR (26-7-4-11-4/6-3-1-4-0).

**GOALTENDING HISTORY vs. CANADIENS**

| GOALTENDER      | 2023-24 |    |    |      |   |   |    | WITH DEVILS |    |    |      |   |   |    | CAREER |    |    |      |   |   |    |
|-----------------|---------|----|----|------|---|---|----|-------------|----|----|------|---|---|----|--------|----|----|------|---|---|----|
|                 | MIN     | GA | SO | GAA  | W | L | OT | MIN         | GA | SO | GAA  | W | L | OT | MIN    | GA | SO | GAA  | W | L | OT |
| JAKE ALLEN      | -       | -  | -  | -    | - | - | -  | -           | -  | -  | -    | - | - | -  | 474    | 26 | 0  | 3.29 | 3 | 5 | 0  |
| NICO DAWS       | 118     | 6  | 0  | 3.04 | 1 | 1 | 0  | 201         | 9  | 0  | 2.68 | 2 | 1 | 0  | 201    | 9  | 0  | 2.68 | 2 | 1 | 0  |
| JACOB MARKSTROM | -       | -  | -  | -    | - | - | -  | -           | -  | -  | -    | - | - | -  | 1133   | 41 | 1  | 2.17 | 8 | 8 | 3  |

| YEAR          | HOME           |                | ROAD            |                | TOTAL            |                  | GF-GA                | SF-SA     | PIM       | PP/PK |
|---------------|----------------|----------------|-----------------|----------------|------------------|------------------|----------------------|-----------|-----------|-------|
|               | W-L-O/T        | W-L-O/T        | W-L-O/T         | W-L-O/T        | W-L-O/T          |                  |                      |           |           |       |
| 1982-83       | 0-1-0          | 1-1-0          | 1-2-0           | 1-2-0          | 1-2-0            | 14-13            | 74-93                | 27-29     | 2-6/3-10  |       |
| 1983-84       | 0-2-0          | 1-0-0          | 1-2-0           | 1-2-0          | 1-2-0            | 5-12             | 55-95                | 37-35     | 1-6/2-7   |       |
| 1984-85       | 1-0-0          | 0-1-1          | 1-1-1           | 1-1-1          | 1-1-1            | 9-13             | 78-93                | 29-25     | 2-7/2-9   |       |
| 1985-86       | 1-1-0          | 0-1-0          | 1-2-0           | 1-2-0          | 1-2-0            | 10-18            | 81-101               | 59-47     | 2-13/4-14 |       |
| 1986-87       | 1-0-0          | 0-2-0          | 1-2-0           | 1-2-0          | 1-2-0            | 8-10             | 77-76                | 22-24     | 1-10/1-9  |       |
| 1987-88       | 2-0-0          | 0-1-0          | 2-1-0           | 2-1-0          | 2-1-0            | 9-7              | 74-84                | 64-42     | 1-10/2-16 |       |
| 1988-89       | 0-1-0          | 0-2-0          | 0-3-0           | 0-3-0          | 0-3-0            | 7-13             | 87-89                | 55-47     | 2-11/2-15 |       |
| 1989-90       | 0-2-0          | 1-0-0          | 1-2-0           | 1-2-0          | 1-2-0            | 10-13            | 78-92                | 22-30     | 3-10/2-11 |       |
| 1990-91       | 1-0-0          | 0-1-1          | 1-1-1           | 1-1-1          | 1-1-1            | 10-9             | 105-83               | 47-57     | 1-13/0-13 |       |
| 1991-92       | 1-0-0          | 1-1-0          | 2-1-0           | 2-1-0          | 2-1-0            | 9-8              | 87-64                | 24-24     | 3-10/1-10 |       |
| 1992-93       | 1-1-0          | 0-1-0          | 1-2-0           | 1-2-0          | 1-1-1            | 11-13            | 106-110              | 108-102   | 5-15/4-13 |       |
| 1993-94       | 1-1-0          | 1-1-0          | 2-2-0           | 2-2-0          | 1-1-9            | 11-9             | 128-115              | 86-73     | 0-16/2-18 |       |
| 1994-95       | 2-0-0          | 0-2-0          | 2-2-0           | 2-2-0          | 12-9             | 155-105          | 53-39                | 0-7/0-9   |           |       |
| 1995-96       | 1-0-1          | 1-1-0          | 2-1-1           | 1-3-1          | 13-11            | 117-124          | 50-52                | 5-14/2-12 |           |       |
| 1996-97       | 1-0-1          | 1-0-1          | 2-0-2           | 1-4-10         | 14-10            | 162-104          | 37-33                | 0-11/2-14 |           |       |
| 1997-98       | 2-0-0          | 1-1-0          | 3-1-0           | 12-8           | 126-104          | 67-65            | 2-16/2-17            |           |           |       |
| 1998-99       | 1-0-1          | 1-0-1          | 2-0-2           | 11-4           | 132-97           | 115-85           | 1-17/1-21            |           |           |       |
| 1999-00       | 2-0-0          | 1-1-0          | 3-1-0           | 10-6           | 136-104          | 26-36            | 2-12/2-7             |           |           |       |
| 2000-01       | 2-0-0          | 2-0-0          | 4-0-0           | 16-5           | 122-96           | 101-43           | 3-12/4-26            |           |           |       |
| 2001-02       | 1-1-0          | 1-1-0          | 2-2-0           | 8-7            | 112-87           | 22-16            | 0-8/1-11             |           |           |       |
| 2002-03       | 2-0-0          | 1-1-0          | 3-1-0           | 10-6           | 133-90           | 39-35            | 4-14/0-16            |           |           |       |
| 2003-04       | 1-0-1          | 0-2-0          | 1-2-1           | 6-6            | 118-116          | 28-26            | 2-10/1-11            |           |           |       |
| 2005-06       | 2-0-0          | 2-0-0          | 4-0-0           | 17-12          | 127-122          | 40-52            | 5-15/1-14            |           |           |       |
| 2006-07       | 1-1-0          | 2-0-0          | 4-0-0           | 12-4           | 138-102          | 23-49            | 6-22/1-8             |           |           |       |
| 2007-08       | 2-0-0          | 0-2-0          | 1-3-0           | 8-10           | 112-117          | 42-34            | 5-16/3-20            |           |           |       |
| 2008-09       | 2-0-0          | 2-0-0          | 4-0-0           | 14-5           | 142-111          | 39-37            | 3-15/1-16            |           |           |       |
| 2009-10       | 1-1-0          | 2-0-0          | 3-1-0           | 9-7            | 113-99           | 43-47            | 2-13/1-11            |           |           |       |
| 2010-11       | 0-2-0          | 2-0-0          | 2-2-0           | 9-9            | 99-116           | 23-37            | 0-10/2-8             |           |           |       |
| 2011-12       | 1-1-0          | 2-0-0          | 3-1-0           | 14-9           | 111-102          | 30-24            | 3-12/3-15            |           |           |       |
| 2012-13       | 1-1-0          | 0-0-1          | 1-1-1           | 7-8            | 82-75            | 24-22            | 4-11/2-12            |           |           |       |
| 2013-14       | 0-0-1          | 1-1-0          | 1-1-1           | 9-8            | 83-77            | 21-21            | 1-8/1-8              |           |           |       |
| 2014-15       | 1-1-0          | 0-1-0          | 1-2-0           | 7-12           | 65-103           | 43-14            | 0-5/5-13             |           |           |       |
| 2015-16       | 0-0-1          | 1-1-0          | 1-1-1           | 6-6            | 78-84            | 18-18            | 1-9/2-9              |           |           |       |
| 2016-17       | 0-1-0          | 0-1-0          | 0-2-1           | 6-12           | 75-108           | 25-20            | 2-7/4-11             |           |           |       |
| 2017-18       | 1-0-0          | 1-0-1          | 2-0-1           | 9-7            | 97-95            | 20-28            | 3-13/1-10            |           |           |       |
| 2018-19       | 2-0-0          | 1-0-0          | 3-0-0           | 10-5           | 77-100           | 20-20            | 2-9/0-9              |           |           |       |
| 2019-20       | 0-0-1          | 2-0-0          | 2-0-1           | 14-11          | 102-118          | 30-40            | 4-14/1-9             |           |           |       |
| 2020-21       |                |                |                 |                |                  |                  |                      |           |           |       |
| 2021-22       | 1-1-0          | 1-0-0          | 2-1-0           | 10-10          | 103-90           | 16-12            | 2-6/0-8              |           |           |       |
| 2022-23       | 0-1-0          | 2-0-0          | 2-1-0           | 10-7           | 116-68           | 8-10             | 2-5/0-4              |           |           |       |
| 2023-24       | 1-1-0          | 1-0-0          | 2-1-0           | 11-8           | 88-80            | 10-20            | 5-10/1-5             |           |           |       |
| <b>TOTALS</b> | <b>40-21-8</b> | <b>36-26-7</b> | <b>76-47-15</b> | <b>409-359</b> | <b>4151-3889</b> | <b>1595-1474</b> | <b>92-448/69-478</b> |           |           |       |

# MONTREAL CANADIENS

BELL CENTRE • MONTREAL, QUE.  
 (514) 932-2582 • Fax (514) 932-8285  
 canadiens.com



|   |   |
|---|---|
| <b>Executive Vice President</b> .....             | Jeff Gorton                                     |
| <b>General Manager</b> .....                      | Kent Hughes                                     |
| <b>Assistant General Manager</b> .....            | John Sedgwick                                   |
| <b>Special Advisor to Hockey Operations</b> ..... | Vincent Lecavlier                               |
| <b>Head Coach</b> .....                           | Martin St. Louis                                |
| <b>Assistant Coaches</b> .....                    | Alex Burrows, Trevor Letowski, Stephane Robidas |
| <b>Goaltending Coach</b> .....                    | Eric Raymond                                    |

## 2023-24 LEADERS


|                      |                          |                   |                      |
|----------------------|--------------------------|-------------------|----------------------|
| <b>Goals</b> .....   | Nick Suzuki, 33          | <b>PIM</b> .....  | Arber Xhekaj, 81     |
| <b>Assists</b> ..... | Mike Matheson, 51        | <b>GAA</b> .....  | Cayden Primeau, 2.99 |
| <b>Points</b> .....  | Nick Suzuki, 77          | <b>Wins</b> ..... | Sam Montembeault, 16 |
| <b>+/-</b> .....     | Johnathan Kovacevic, +11 | <b>ShO</b> .....  | Cayden Primeau, 2    |



**ST. LOUIS**

## OTHER INFORMATION

|   |   |
|---|---|
| <b>Leading Scorer vs. NJ</b> .....      | Mats Naslund, 14g-14a-28pts   |
| <b>Leading Scorer vs. Mtl.</b> .....    | Patrik Elias, 26g-26a-52pts   |
| <b>Last Trade</b> .....                 | Devils acquired Johnathan Kovacevic in exchange for a 2026 4th round draft pick |
| <b>Stanley Cups</b> .....               | 24 (last time 1992-93)  |
| <b>2024-2025 Schedule vs. Mtl</b> ..... | Nov. 7 @ NJD, Jan. 25 @ MTL & Feb. 8 @ MTL                                      |



**GALLAGHER**

## INDIVIDUAL SCORING vs. DEVILS

| PLAYER               | 2023-24 |   |   |     |     |     |    | CAREER |   |    |     |     |
|----------------------|---------|---|---|-----|-----|-----|----|--------|---|----|-----|-----|
|                      | GP      | G | A | PTS | +/- | PIM | S  | GP     | G | A  | PTS | PIM |
| JOSH ANDERSON        | 2       | 0 | 1 | 1   | -1  | 0   | 1  | 18     | 2 | 2  | 4   | 4   |
| JOEL ARMIA           | 2       | 0 | 2 | 2   | 2   | 0   | 6  | 15     | 5 | 5  | 10  | 6   |
| JUSTIN BARRON        | 2       | 1 | 0 | 1   | 2   | 2   | 4  | 4      | 2 | 0  | 2   | 4   |
| COLE CAUFIELD        | 3       | 1 | 3 | 4   | 4   | 0   | 8  | 7      | 2 | 5  | 7   | 0   |
| JAKE EVANS           | 3       | 0 | 1 | 1   | 0   | 2   | 0  | 7      | 1 | 1  | 2   | 2   |
| BRENDAN GALLAGHER    | 3       | 1 | 0 | 1   | -2  | 0   | 9  | 27     | 5 | 7  | 12  | 8   |
| KAIDEN GUHLE         | 2       | 0 | 0 | 0   | 1   | 2   | 1  | 4      | 0 | 0  | 0   | 2   |
| RAFAEL HARVEY-PINARD | 2       | 0 | 0 | 0   | -1  | 0   | 1  | 4      | 0 | 1  | 1   | 0   |
| MIKE MATHESON        | 3       | 1 | 1 | 2   | 1   | 4   | 10 | 28     | 7 | 13 | 20  | 14  |
| SAM MONTEMBEAULT     | 1       | 0 | 0 | 0   | -   | 0   | 0  | 4      | 0 | 0  | 0   | 0   |
| ALEX NEWHOOK         | 2       | 0 | 0 | 0   | -2  | 0   | 4  | 6      | 0 | 1  | 1   | 0   |
| MICHAEL PEZZETTA     | 2       | 0 | 1 | 1   | 0   | 0   | 1  | 5      | 0 | 1  | 1   | 0   |
| CAYDEN PRIMEAU       | 1       | 0 | 0 | 0   | -   | 0   | 0  | 2      | 0 | 0  | 0   | 0   |
| DAVID SAVARD         | 2       | 0 | 0 | 0   | -1  | 0   | 1  | 33     | 0 | 9  | 9   | 21  |
| JURAJ SLAFKOVSKY     | 3       | 1 | 0 | 1   | 1   | 0   | 3  | 4      | 1 | 0  | 1   | 0   |
| NICK SUZUKI          | 3       | 2 | 0 | 2   | 1   | 6   | 6  | 12     | 5 | 2  | 7   | 6   |
| ARBER XHEKAJ         | 2       | 0 | 0 | 0   | -3  | 2   | 2  | 3      | 0 | 0  | 0   | 4   |

Also with career statistics vs. Devils: CHRISTIAN DVORAK (11-1-6-7-2).

## GOALTENDING HISTORY vs. DEVILS

| GOALTENDER       | 2023-24 |    |    |      |        | CAREER |    |    |      |        |
|------------------|---------|----|----|------|--------|--------|----|----|------|--------|
|                  | MIN     | GA | SO | GAA  | W L OT | MIN    | GA | SO | GAA  | W L OT |
| SAM MONTEMBEAULT | 60      | 2  | 0  | 2.00 | 1 0 0  | 244    | 9  | 0  | 2.21 | 3 0 1  |
| CAYDEN PRIMEAU   | 57      | 4  | 0  | 4.15 | 0 1 0  | 117    | 11 | 0  | 5.60 | 0 2 0  |



### ALL-TIME RECORD

|               | GP | W  | L  | O/T | OTL | PTS | GF  | GA  |
|---------------|----|----|----|-----|-----|-----|-----|-----|
| <b>DEVILS</b> | 37 | 16 | 13 | 8   | -   | 40  | 106 | 109 |
| at New Jersey | 18 | 5  | 8  | 5   | -   | 15  | 49  | 52  |
| at Nashville  | 19 | 11 | 5  | 3   | -   | 25  | 54  | 52  |

### 2023-24 SUMMARY

|            | GP | W | L | OT | PTS | GF | GA | SF | SA | PIM | PP         | SHG |
|------------|----|---|---|----|-----|----|----|----|----|-----|------------|-----|
| NEW JERSEY | 2  | 1 | 0 | 1  | 3   | 6  | 4  | 72 | 67 | 14  | 0-4, 0.0%  | 0   |
| NASHVILLE  | 2  | 1 | 1 | 0  | 2   | 4  | 6  | 67 | 72 | 10  | 2-6, 33.3% | 0   |

| DATE    | GAME# | RES | SCORE | LOCATION    | GOALTENDERS            | W/D GOAL |
|---------|-------|-----|-------|-------------|------------------------|----------|
| 2/13/24 | 52    | W   | 4-2   | @ Nashville | DAWS/Saros             | MEIER    |
| 4/7/24  | 78    | Lso | 3-2   | @ DEVILS    | KAHKONEN, *ALLEN/Saros | O'Reilly |

### INDIVIDUAL SCORING vs. PREDATORS

| PLAYER             | 2023-24 |   |   |     |     | WITH DEVILS |   |    |   |   | CAREER |     |    |   |    |     |     |
|--------------------|---------|---|---|-----|-----|-------------|---|----|---|---|--------|-----|----|---|----|-----|-----|
|                    | GP      | G | A | PTS | +/- | PIM         | S | GP | G | A | PTS    | PIM | GP | G | A  | PTS | PIM |
| NATHAN BASTIAN     | 1       | 0 | 0 | 0   | -1  | 2           | 0 | 4  | 0 | 0 | 0      | 2   | 5  | 0 | 0  | 0   | 2   |
| SHANE BOWERS       | 1       | 0 | 0 | 0   | 1   | 0           | 2 | 1  | 0 | 0 | 0      | 0   | 2  | 0 | 0  | 0   | 0   |
| JESPER BRATT       | 2       | 0 | 2 | 2   | 2   | 0           | 7 | 11 | 4 | 5 | 9      | 2   | 11 | 4 | 5  | 9   | 2   |
| NICO DAWS          | 1       | 0 | 0 | 0   | -   | 0           | 0 | 1  | 0 | 0 | 0      | 0   | 1  | 0 | 0  | 0   | 0   |
| NICK DESIMONE      | 1       | 0 | 0 | 0   | 1   | 0           | 1 | 1  | 0 | 0 | 0      | 0   | 3  | 0 | 2  | 2   | 0   |
| ERIK HAULA         | 2       | 0 | 1 | 1   | 2   | 2           | 3 | 4  | 0 | 3 | 3      | 2   | 25 | 3 | 11 | 14  | 6   |
| NICO HISCHIER      | 2       | 2 | 0 | 2   | 2   | 0           | 7 | 11 | 4 | 3 | 7      | 7   | 11 | 4 | 3  | 7   | 7   |
| JACK HUGHES        | 2       | 2 | 0 | 2   | 2   | 0           | 9 | 7  | 3 | 5 | 8      | 0   | 7  | 3 | 5  | 8   | 0   |
| LUKE HUGHES        | 2       | 0 | 2 | 2   | 2   | 2           | 5 | 2  | 0 | 2 | 2      | 2   | 2  | 0 | 2  | 2   | 2   |
| CURTIS LAZAR       | 1       | 0 | 1 | 1   | 1   | 0           | 4 | 1  | 0 | 1 | 1      | 0   | 9  | 2 | 1  | 3   | 2   |
| TIMO MEIER         | 2       | 1 | 0 | 1   | 0   | 0           | 7 | 2  | 1 | 0 | 1      | 0   | 17 | 5 | 5  | 10  | 14  |
| DAWSON MERCER      | 2       | 0 | 1 | 1   | 0   | 0           | 2 | 6  | 1 | 2 | 3      | 2   | 6  | 1 | 2  | 3   | 2   |
| SIMON NEMEC        | 2       | 0 | 0 | 0   | 2   | 2           | 3 | 2  | 0 | 0 | 0      | 2   | 2  | 0 | 0  | 0   | 2   |
| ONDREJ PALAT       | 2       | 0 | 1 | 1   | 1   | 0           | 2 | 3  | 0 | 2 | 2      | 0   | 24 | 4 | 11 | 15  | 6   |
| JONAS SIEGENTHALER | 1       | 0 | 0 | 0   | 0   | 2           | 0 | 5  | 0 | 0 | 0      | 2   | 9  | 0 | 0  | 0   | 2   |

Also with career statistics vs. Predators: JAKE ALLEN (21-0-0-0-0 CAREER/0-0-0-0-0 WITH DEVILS), JACOB MARKSTROM (13-0-0-0-0/0-0-0-0-0); PAUL COTTER (4-0-1-1-2/0-0-0-0-0); BRENDEN DILLON (38-3-6-9-38/0-0-0-0-0); DOUGIE HAMILTON (26-4-18-22-20/4-0-3-3-6); JOHNATHAN KOVACEVIC (2-0-0-0-0/0-0-0-0-0); KURTIS MACDERMID (8-0-1-1-11/0-0-0-0-0); STEFAN NOESEN (6-1-2-3-0/3-0-0-0-0); BRETT PESCE (22-0-9-9-4/0-0-0-0-0); TOMAS TATAR (20-9-3-12-6/4-1-0-1-0).

### GOALTENDING HISTORY vs. PREDATORS

| GOALTENDER      | 2023-24 |    |    |      |        | WITH DEVILS |    |    |      |        | CAREER |    |    |      |        |
|-----------------|---------|----|----|------|--------|-------------|----|----|------|--------|--------|----|----|------|--------|
|                 | MIN     | GA | SO | GAA  | W L OT | MIN         | GA | SO | GAA  | W L OT | MIN    | GA | SO | GAA  | W L OT |
| JAKE ALLEN      | -       | -  | -  | -    | -      | -           | -  | -  | -    | -      | 1180   | 54 | 1  | 2.75 | 9 8 3  |
| NICO DAWS       | 60      | 2  | 0  | 2.00 | 1 0 0  | 60          | 2  | 0  | 2.00 | 1 0 0  | 60     | 2  | 0  | 2.00 | 1 0 0  |
| JACOB MARKSTROM | -       | -  | -  | -    | -      | -           | -  | -  | -    | -      | 779    | 38 | 0  | 2.92 | 4 6 3  |

| YEAR          | HOME         |               | ROAD           |                | TOTAL           |                | GF-GA                | SF-SA   | PIM | PP/PK |
|---------------|--------------|---------------|----------------|----------------|-----------------|----------------|----------------------|---------|-----|-------|
|               | W-L-O/T      | W-L-O/T       | W-L-O/T        | W-L-O/T        |                 |                |                      |         |     |       |
| 1998-99       | 0-1-0        | 0-1-0         | 1-1-0          | 1-1-0          | 6-4             | 69-51          | 31-29                | 3-7/0-8 |     |       |
| 1999-00       | 1-0-0        | 1-0-0         | 1-0-0          | 2-0-0          | 6-2             | 59-68          | 18-6                 | 1-3/0-4 |     |       |
| 2000-01       | 0-1-0        | 0-0-0         | 0-1-0          | 3-4            | 36-36           | 10-8           | 1-4/0-5              |         |     |       |
| 2001-02       | 0-1-0        | 1-0-0         | 1-1-0          | 7-7            | 71-54           | 20-26          | 1-12/1-10            |         |     |       |
| 2002-03       | 1-0-0        | 1-0-0         | 2-0-0          | 5-3            | 41-53           | 14-18          | 1-9/2-7              |         |     |       |
| 2003-04       | 0-0-0        | 0-1-0         | 0-1-0          | 2-3            | 40-27           | 10-10          | 0-4/1-4              |         |     |       |
| 2005-06       | 0-0-0        | 1-0-0         | 1-0-0          | 4-3            | 34-32           | 8-6            | 2-2/2-3              |         |     |       |
| 2006-07       | 0-0-1        | 0-0-0         | 0-0-1          | 3-4            | 33-18           | 10-12          | 1-6/2-5              |         |     |       |
| 2007-08       | 0-0-0        | 0-0-0         | 0-0-0          | 0-0            | 0-0             | 0-0            | 0-0/0-0              |         |     |       |
| 2008-09       | 0-0-0        | 1-0-0         | 1-0-0          | 3-1            | 35-34           | 15-11          | 1-3/1-5              |         |     |       |
| 2009-10       | 1-0-0        | 0-0-1         | 1-0-1          | 7-5            | 56-49           | 14-16          | 1-7/2-6              |         |     |       |
| 2010-11       | 0-1-0        | 0-0-0         | 0-1-0          | 1-3            | 16-20           | 10-6           | 1-3/2-5              |         |     |       |
| 2011-12       | 0-0-0        | 1-0-0         | 1-0-0          | 3-2            | 41-31           | 16-21          | 1-5/1-3              |         |     |       |
| 2012-13       | 0-0-0        | 0-0-0         | 0-0-0          | 0-0            | 0-0             | 0-0            | 0-0/0-0              |         |     |       |
| 2013-14       | 1-0-0        | 0-0-1         | 1-0-1          | 7-3            | 49-48           | 18-14          | 1-6/0-8              |         |     |       |
| 2014-15       | 1-0-0        | 0-1-0         | 1-1-0          | 4-4            | 46-72           | 12-10          | 2-4/0-5              |         |     |       |
| 2015-16       | 0-1-0        | 1-0-0         | 1-1-0          | 6-7            | 56-54           | 8-10           | 4-5/3-4              |         |     |       |
| 2016-17       | 0-1-0        | 1-0-0         | 1-1-0          | 6-9            | 50-74           | 8-12           | 1-5/1-3              |         |     |       |
| 2017-18       | 0-1-0        | 1-0-1         | 1-1-0          | 3-5            | 54-63           | 10-10          | 0-5/0-5              |         |     |       |
| 2018-19       | 0-0-1        | 0-0-1         | 0-0-2          | 4-5            | 70-64           | 12-14          | 1-7/1-6              |         |     |       |
| 2019-20       | 0-0-1        | 0-1-0         | 0-0-1          | 9-7            | 65-67           | 18-14          | 3-7/1-9              |         |     |       |
| 2020-21       | DID NOT PLAY |               |                |                |                 |                |                      |         |     |       |
| 2021-22       | 0-1-0        | 0-1-0         | 0-2-0          | 4-7            | 56-48           | 17-21          | 0-5/1-5              |         |     |       |
| 2022-23       | 0-0-1        | 0-1-0         | 0-1-1          | 7-10           | 67-65           | 6-14           | 2-7/1-3              |         |     |       |
| 2023-24       | 0-0-1        | 1-0-0         | 1-0-1          | 6-4            | 72-67           | 14-10          | 0-4/2-6              |         |     |       |
| <b>TOTALS</b> | <b>5-8-5</b> | <b>11-5-3</b> | <b>16-13-8</b> | <b>106-109</b> | <b>846-1095</b> | <b>299-298</b> | <b>28-120/24-119</b> |         |     |       |



# NASHVILLE PREDATORS

BRIDGESTONE ARENA • NASHVILLE, TN  
(615) 770-2300 • Fax (615) 770-2309  
nashvillepredators.com



PREDATORS VS. DEVILS

**General Manager** .....Barry Trotz  
**Senior Advisor** .....David Poile  
**Assistant General Manager/Director of Scouting** .....Jeff Kealty  
**Director of Hockey Operations/Assistant General Manager** .....Brian Poile  
**Head Coach** .....Andrew Brunette  
**Assistant Coaches** .....Dan Hinote, Todd Richards, Derek MacKenzie  
**Goaltending Coach** .....Ben Vanderklok

## 2023-24 LEADERS


**Goals** ..... Filip Forsberg, 48     **PIM** ..... Michael McCarron, 100  
**Assists** ..... Roman Jossi, 62     **GAA** ..... Kevin Lankinen, 2.82  
**Points** ..... Roman Jossi, 85     **Wins** ..... Juuse Saros, 35  
**+/-** ..... Ryan McDonagh, + 19     **ShO** ..... Juuse Saros, 3

## OTHER INFORMATION

**Leading Scorer vs. NJ** .....R. Jossi, 6g-15a-21pts  
**Leading Scorer vs. Nsh.** .....Patrik Elias, 6g-13a-19pts  
**Last Trade** .....Devils acquire NSH's 2024 7th round draft pick  
in exchange for a 2023 7th round pick (6/29/23)  
**Stanley Cups** .....None  
**2024-2025 Schedule vs. Nsh.** .....Nov. 25 @ NJD & Feb. 23 @ NSH



**BRUNETTE**



**JOSI**

## INDIVIDUAL SCORING vs. DEVILS

| PLAYER            | 2023-24 |   |   |     |     |     |   | CAREER |   |    |     |     |
|-------------------|---------|---|---|-----|-----|-----|---|--------|---|----|-----|-----|
|                   | GP      | G | A | PTS | +/- | PIM | S | GP     | G | A  | PTS | PIM |
| ALEXANDRE CARRIER | 2       | 0 | 0 | 0   | -3  | 0   | 1 | 5      | 1 | 1  | 2   | 2   |
| LUKE EVANGELISTA  | 2       | 1 | 0 | 1   | -1  | 0   | 7 | 2      | 1 | 0  | 1   | 0   |
| FILIP FORSBERG    | 2       | 0 | 2 | 2   | -1  | 0   | 6 | 16     | 7 | 8  | 15  | 8   |
| MARK JANKOWSKI    | 2       | 0 | 0 | 0   | -1  | 0   | 5 | 15     | 0 | 1  | 1   | 4   |
| ROMAN JOSI        | 2       | 1 | 2 | 3   | -2  | 0   | 5 | 20     | 6 | 15 | 21  | 2   |
| JEREMY LAUZON     | 2       | 0 | 0 | 0   | -3  | 4   | 1 | 13     | 0 | 0  | 0   | 23  |
| MICHAEL MCCARRON  | 2       | 0 | 0 | 0   | 0   | 0   | 2 | 3      | 0 | 0  | 0   | 0   |
| TOMMY NOVAK       | 2       | 1 | 0 | 1   | -1  | 0   | 3 | 5      | 1 | 1  | 2   | 0   |
| GUSTAV NYQUIST    | 2       | 0 | 0 | 0   | -1  | 0   | 2 | 28     | 3 | 14 | 17  | 6   |
| RYAN O'REILLY     | 2       | 1 | 2 | 3   | -2  | 0   | 8 | 25     | 7 | 13 | 20  | 0   |
| JUUSE SAROS       | 2       | 0 | 0 | 0   | -   | 0   | 0 | 10     | 0 | 0  | 0   | 0   |
| LUKE SCHENN       | 2       | 0 | 0 | 0   | 0   | 2   | 2 | 40     | 2 | 7  | 9   | 32  |
| COLTON SISSONS    | 2       | 0 | 0 | 0   | -1  | 2   | 0 | 13     | 1 | 2  | 3   | 10  |
| COLE SMITH        | 2       | 0 | 0 | 0   | 0   | 0   | 4 | 4      | 1 | 1  | 2   | 2   |
| SPENCER STASTNEY  | 1       | 0 | 0 | 0   | 0   | 0   | 0 | 1      | 0 | 0  | 0   | 0   |

Also with career statistics vs. Devils: SCOTT WEDGEWOOD (4-0-0-0-0); KIEFFER BELLOWES (6-3-1-4-2); NICK BLACKENBURG (2-0-0-0-0); DANTE FABBRO (6-1-1-2-8); VINNIE HINOSTROZA (9-0-1-1-4); JONATHAN MARCHESSAULT (16-9-8-17-4); BRADY SKJEI (27-5-10-15-16); STEVEN STAMKOS (44-24-21-45-34).

## GOALTENDING HISTORY vs. DEVILS

| GOALTENDER      | 2023-24 |    |    |      |   |   | CAREER |     |    |    |      |   |   |    |
|-----------------|---------|----|----|------|---|---|--------|-----|----|----|------|---|---|----|
|                 | MIN     | GA | SO | GAA  | W | L | OT     | MIN | GA | SO | GAA  | W | L | OT |
| SCOTT WEDGEWOOD | -       | -  | -  | -    | - | - | -      | 215 | 5  | 1  | 1.39 | 3 | 0 | 0  |
| JUUSE SAROS     | 123     | 5  | 0  | 2.42 | 1 | 1 | 0      | 492 | 20 | 0  | 2.43 | 7 | 1 | 0  |



**ALL-TIME RECORD**

|                 | GP  | W  | L   | O/T | OTL | PTS | GF  | GA  |
|-----------------|-----|----|-----|-----|-----|-----|-----|-----|
| <b>DEVILS</b>   | 268 | 98 | 132 | 38  | -   | 234 | 757 | 900 |
| at New Jersey   | 132 | 57 | 54  | 21  | -   | 135 | 401 | 410 |
| at NY Islanders | 136 | 41 | 78  | 17  | -   | 99  | 353 | 480 |

**2023-24 SUMMARY**

|              | GP | W | L | OT | PTS | GF | GA | SF  | SA  | PIM | PP   | SHG   |
|--------------|----|---|---|----|-----|----|----|-----|-----|-----|------|-------|
| NEW JERSEY   | 4  | 3 | 1 | 0  | 6   | 15 | 12 | 126 | 113 | 50  | 6-16 | 37.5% |
| NY ISLANDERS | 4  | 1 | 2 | 1  | 3   | 12 | 15 | 113 | 126 | 59  | 2-12 | 16.7% |

| DATE     | GAME# | RES | SCORE | LOCATION       | GOALTENDERS             | W/D GOAL  |
|----------|-------|-----|-------|----------------|-------------------------|-----------|
| 10/20/23 | 4     | Wot | 5-4   | @ NY Islanders | SCHMID/Sorokin          | J. HUGHES |
| 11/28/23 | 20    | W   | 5-4   | @ DEVILS       | VANECEK, SCHMID/Sorokin | LAZAR     |
| 3/24/24  | 72    | W   | 4-0   | @ NY Islanders | Kähkönen/Sorokin        | MEIER     |
| 4/15/24  | 82    | L   | 4-1   | @ DEVILS       | ALLEN/Variamov          | Palmeri   |

\*Replaced Vanecek in 2nd period

**INDIVIDUAL SCORING vs. ISLANDERS**

| PLAYER           | 2023-24 |   |   |     |     |     |    | WITH DEVILS |   |    |     |     | CAREER |    |    |     |     |
|------------------|---------|---|---|-----|-----|-----|----|-------------|---|----|-----|-----|--------|----|----|-----|-----|
|                  | GP      | G | A | PTS | +/- | PIM | S  | GP          | G | A  | PTS | PIM | GP     | G  | A  | PTS | PIM |
| JAKE ALLEN       | 1       | 0 | 0 | 0   | -   | 0   | 0  | 1           | 0 | 0  | 0   | 0   | 8      | 0  | 0  | 0   | 0   |
| NATHAN BASTIAN   | 2       | 0 | 0 | 0   | 0   | 0   | 4  | 13          | 2 | 0  | 2   | 6   | 13     | 2  | 0  | 2   | 6   |
| SHANE BOWERS     | 1       | 0 | 0 | 0   | 0   | 0   | 1  | 1           | 0 | 0  | 0   | 1   | 1      | 0  | 0  | 0   | 0   |
| JESPER BRATT     | 4       | 0 | 5 | 5   | 1   | 2   | 6  | 23          | 1 | 15 | 16  | 10  | 23     | 1  | 15 | 16  | 10  |
| NICK DESIMONE    | 1       | 0 | 0 | 0   | 0   | 0   | 1  | 1           | 0 | 0  | 0   | 0   | 3      | 0  | 1  | 1   | 0   |
| NOLAN FOOTE      | 1       | 0 | 0 | 0   | -1  | 0   | 3  | 3           | 0 | 0  | 0   | 0   | 3      | 0  | 0  | 0   | 0   |
| DOUGIE HAMILTON  | 2       | 1 | 0 | 1   | -2  | 2   | 9  | 8           | 2 | 4  | 6   | 4   | 26     | 4  | 15 | 19  | 14  |
| SANTERI HATAKKA  | 1       | 0 | 0 | 0   | 0   | 0   | 2  | 1           | 0 | 0  | 0   | 2   | 1      | 0  | 0  | 0   | 2   |
| ERIK HAULA       | 2       | 0 | 1 | 1   | 1   | 2   | 8  | 5           | 1 | 1  | 2   | 2   | 17     | 6  | 2  | 8   | 14  |
| NICO HISCHIER    | 4       | 1 | 5 | 2   | -1  | 0   | 11 | 22          | 6 | 8  | 14  | 4   | 22     | 6  | 8  | 14  | 4   |
| JACK HUGHES      | 3       | 4 | 1 | 9   | 2   | 0   | 18 | 17          | 9 | 6  | 15  | 0   | 17     | 9  | 6  | 15  | 0   |
| LUKE HUGHES      | 1       | 2 | 3 | 1   | 0   | 11  | 4  | 4           | 1 | 2  | 5   | 0   | 4      | 1  | 2  | 3   | 0   |
| CURTIS LAZAR     | 2       | 1 | 1 | 2   | 2   | 0   | 2  | 2           | 1 | 1  | 2   | 0   | 2      | 1  | 1  | 2   | 0   |
| KURTIS MACDERMID | 1       | 0 | 0 | 0   | 0   | 0   | 0  | 1           | 0 | 0  | 0   | 0   | 1      | 0  | 0  | 0   | 0   |
| TIMO MEIER       | 3       | 2 | 3 | 5   | -1  | 21  | 6  | 4           | 2 | 3  | 5   | 21  | 13     | 3  | 6  | 9   | 23  |
| DAWSON MERCER    | 4       | 1 | 1 | 2   | -1  | 2   | 3  | 11          | 3 | 3  | 6   | 6   | 11     | 3  | 3  | 6   | 6   |
| SIMON NEMEC      | 2       | 0 | 1 | 1   | 1   | 2   | 2  | 2           | 0 | 1  | 1   | 2   | 2      | 0  | 1  | 1   | 2   |
| ONDREJ PALAT     | 4       | 0 | 1 | 1   | -5  | 0   | 5  | 6           | 2 | 1  | 3   | 0   | 29     | 4  | 15 | 19  | 6   |
| JONAS SIEGENTHAL | 3       | 0 | 0 | 0   | -2  | 2   | 4  | 11          | 0 | 0  | 3   | 3   | 10     | 19 | 0  | 3   | 3   |
| MAX WILLMAN      | 1       | 0 | 0 | 0   | 0   | 0   | 0  | 1           | 0 | 0  | 0   | 0   | 6      | 0  | 0  | 0   | 2   |

Also with career statistics vs. Islanders: JACOB MARKSTROM(14-0-1-1-0 CAREER/0-0-0-0-0 WITH DEVILS); PAUL COTTER (3-0-0-0-0/0-0-0-0-0); BRENDEN DILLON (26-0-5-5-13/0-0-0-0-0), NOLAN FOOTE (3-0-0-0-0), JOHNATHAN KOVACEVIC (6-0-1-1-4/0-0-0-0-0); STEFAN NOESEN (16-2-6-8-8/7-1-3-4-4); BRETT PESCE (28-2-6-8-12/0-0-0-0-0), TOMAS TATAR (29-7-10-17-16/7-3-0-3-4).

**GOALTING HISTORY vs. ISLANDERS**

| GOALTENDER      | 2023-24 |    |    |      |        | WITH DEVILS |    |    |     |        | CAREER |    |    |      |        |
|-----------------|---------|----|----|------|--------|-------------|----|----|-----|--------|--------|----|----|------|--------|
|                 | MIN     | GA | SO | GAA  | W L OT | MIN         | GA | SO | GAA | W L OT | MIN    | GA | SO | GAA  | W L OT |
| JAKE ALLEN      | 60      | 4  | 0  | 4.00 | 0 1 0  | -           | -  | -  | -   | -      | 383    | 28 | 0  | 4.39 | 2 5 0  |
| JACOB MARKSTROM | -       | -  | -  | -    | -      | -           | -  | -  | -   | -      | 769    | 38 | 0  | 2.96 | 7 5 2  |

| YEAR          | HOME W-L-O/T    | ROAD W-L-O/T    | TOTAL W-L-O/T    | GF-GA          | SF-SA            | PIM              | PP/PK                  |
|---------------|-----------------|-----------------|------------------|----------------|------------------|------------------|------------------------|
| 1982-83       | 0-4-0           | 0-3-0           | 0-7-0            | 18-45          | 210-218          | 66-90            | 7-30/6-22              |
| 1983-84       | 0-3-0           | 0-4-0           | 0-7-0            | 14-37          | 201-202          | 91-94            | 3-24/2-13              |
| 1984-85       | 2-1-1           | 1-1-1           | 3-2-2            | 32-27          | 227-201          | 92-93            | 3-28/8-24              |
| 1985-86       | 2-1-0           | 0-4-0           | 2-5-0            | 27-31          | 239-210          | 100-98           | 5-26/6-27              |
| 1986-87       | 2-2-0           | 0-3-0           | 2-5-0            | 26-39          | 203-272          | 201-202          | 9-39/11-35             |
| 1987-88       | 3-0-0           | 0-4-0           | 3-4-0            | 25-26          | 224-206          | 161-183          | 9-38/10-36             |
| 1988-89       | 1-2-1           | 0-2-1           | 1-4-2            | 22-28          | 227-198          | 223-249          | 10-42/11-44            |
| 1989-90       | 3-0-0           | 1-2-0           | 4-1-2            | 30-10          | 221-208          | 165-178          | 4-29/6-30              |
| 1990-91       | 0-2-2           | 1-2-0           | 1-4-2            | 24-23          | 245-168          | 227-150          | 5-25/7-39              |
| 1991-92       | 0-2-1           | 1-1-2           | 1-3-3            | 18-25          | 239-209          | 109-113          | 3-23/2-36              |
| 1992-93       | 1-3-0           | 1-2-0           | 2-5-0            | 23-36          | 199-189          | 214-163          | 4-23/7-27              |
| 1993-94       | 2-0-0           | 1-2-0           | 3-2-0            | 20-16          | 155-130          | 155-138          | 8-22/4-29              |
| 1994-95       | 1-0-1           | 0-1-1           | 1-1-2            | 15-13          | 136-95           | 58-77            | 3-16/3-7               |
| 1995-96       | 3-0-0           | 1-1-0           | 4-1-0            | 19-13          | 152-143          | 148-103          | 7-22/2-22              |
| 1996-97       | 2-0-0           | 1-2-0           | 3-2-0            | 15-13          | 153-112          | 95-113           | 4-19/2-14              |
| 1997-98       | 2-1-0           | 2-1-0           | 4-2-0            | 18-12          | 201-157          | 93-77            | 3-21/3-19              |
| 1998-99       | 0-2-0           | 3-0-0           | 3-2-0            | 17-15          | 173-111          | 43-53            | 4-22/5-16              |
| 1999-00       | 2-1-0           | 1-1-0           | 3-2-0            | 21-12          | 193-130          | 78-78            | 7-24/3-26              |
| 2000-01       | 1-0-1           | 1-1-1           | 2-1-2            | 11-7           | 171-120          | 54-62            | 1-26/2-22              |
| 2001-02       | 2-1-0           | 1-1-0           | 3-2-0            | 15-15          | 144-116          | 61-67            | 3-16/6-18              |
| 2002-03       | 2-0-0           | 2-1-0           | 4-1-0            | 22-7           | 138-128          | 38-40            | 3-24/2-13              |
| 2003-04       | 3-0-0           | 1-1-0           | 4-1-0            | 16-14          | 181-133          | 68-58            | 1-12/6-30              |
| 2005-06       | 1-3-0           | 1-1-2           | 2-4-2            | 15-23          | 221-242          | 104-120          | 6-38/6-35              |
| 2006-07       | 2-1-1           | 4-0-0           | 6-1-1            | 19-14          | 235-230          | 83-97            | 4-32/4-25              |
| 2007-08       | 1-3-0           | 1-2-1           | 2-5-1            | 14-21          | 266-199          | 101-103          | 3-29/6-29              |
| 2008-09       | 3-0-0           | 1-2-0           | 4-2-0            | 17-17          | 226-177          | 63-79            | 7-23/6-21              |
| 2009-10       | 3-0-0           | 1-2-0           | 4-2-0            | 21-13          | 198-163          | 82-79            | 6-20/5-22              |
| 2010-11       | 2-1-0           | 2-1-0           | 4-2-0            | 15-15          | 175-129          | 73-108           | 2-21/2-13              |
| 2011-12       | 2-1-0           | 2-1-0           | 4-2-0            | 13-7           | 148-148          | 46-66            | 4-17/0-17              |
| 2012-13       | 0-1-1           | 2-1-0           | 2-2-1            | 11-14          | 143-130          | 75-53            | 2-16/8-23              |
| 2013-14       | 0-0-2           | 2-0-1           | 2-0-3            | 14-11          | 140-126          | 36-85            | 4-15/1-13              |
| 2014-15       | 0-1-1           | 0-1-1           | 0-2-2            | 5-12           | 112-122          | 33-27            | 1-8/0-12               |
| 2015-16       | 1-1-0           | 0-2-0           | 1-3-0            | 4-9            | 95-114           | 56-35            | 1-12/1-11              |
| 2016-17       | 1-1-0           | 1-1-0           | 1-3-0            | 10-14          | 117-132          | 48-34            | 4-12/3-19              |
| 2017-18       | 2-0-0           | 0-1-1           | 3-0-1            | 14-10          | 154-127          | 23-27            | 2-12/2-10              |
| 2018-19       | 0-0-2           | 0-2-0           | 0-2-2            | 5-12           | 125-122          | 36-26            | 0-12/2-14              |
| 2019-20       | 0-0-2           | 0-2-0           | 0-2-2            | 5-12           | 125-122          | 30-26            | 0-12/2-14              |
| 2020-21       | 1-2-1           | 1-3-0           | 2-5-1            | 14-22          | 214-239          | 50-36            | 2-17/3-24              |
| 2021-22       | 1-1-0           | 0-2-0           | 1-3-0            | 11-11          | 99-125           | 62-52            | 2-12/3-12              |
| 2022-23       | 0-1-0           | 1-1-0           | 1-2-0            | 9-12           | 103-85           | 31-23            | 1-8/1-7                |
| 2023-24       | 1-1-0           | 2-0-0           | 3-1-0            | 15-12          | 126-113          | 50-59            | 6-16/2-12              |
| <b>TOTALS</b> | <b>54-43-17</b> | <b>41-62-15</b> | <b>95-105-32</b> | <b>676-720</b> | <b>7041-6140</b> | <b>3580-3598</b> | <b>162-876/174-871</b> |

# NEW YORK ISLANDERS

UBS ARENA • ELMONT, NY  
(516) 460-8950  
newyorkislanders.com



ISLANDERS VS. DEVILS

**President, General Manager & Alternate Governor** ..... Lou Lamoriello  
**Assistant General Manager** ..... Steve Pellegrini, Chris Lamoriello  
**Head Coach** ..... Patrick Roy  
**Assistant Coaches** ..... John MacLean, Benoit Desrosiers, Tommy Albelin  
**Director of Goaltending & Scouting** ..... Chris Terreri

## 2023-24 LEADERS


**Goals** ..... Brock Nelson, 34      **PIM** ..... Anders Lee, 68  
**Assists** ..... Noah Dobson, 60      **GAA** ..... Semyon Varlamov, 2.60  
**Points** ..... Mathew Barzal, 80      **Wins** ..... Ilya Sorokin, 25  
**+/-** ..... Alexander Romanov, +23      **ShO** ..... Semyon Varlamov, 3



**ROY**

## OTHER INFORMATION

**Leading Scorer vs. NJ** ..... Mike Bossy, 27g-43a-70pts  
**Leading Scorer vs. NYI** ..... Patrik Elias, 33g-53a-86pts  
**Last Trade** ..... Devils obtain 2021 first round pick, A.J Greer, Mason Jobst & 2022 conditional fourth round pick in exchange for Kyle Palmieri & Travis Zajac (4/8/21).  
**Stanley Cups** ..... 4 (last time, 1982-83)  
**2024-2025 Schedule vs. NYI** ..... Oct. 25 @ NJD, Nov. 9 @ NYI & Apr. 13 @ NJD



**BARZAL**

## INDIVIDUAL SCORING vs. DEVILS

| PLAYER              | GP | 2023-24 |   |     |     |     | CAREER |    |    |    |     |     |
|---------------------|----|---------|---|-----|-----|-----|--------|----|----|----|-----|-----|
|                     |    | G       | A | PTS | +/- | PIM | S      | GP | G  | A  | PTS | PIM |
| MATHEW BARZAL       | 4  | 1       | 3 | 4   | -1  | 2   | 16     | 28 | 6  | 18 | 24  | 12  |
| SAMUEL BOLDUC       | 1  | 0       | 0 | 0   | 0   | 0   | 0      | 2  | 0  | 0  | 0   | 0   |
| CASEY CIZIKAS       | 4  | 0       | 1 | 1   | -1  | 8   | 4      | 47 | 6  | 8  | 14  | 24  |
| NOAH DOBSON         | 3  | 0       | 3 | 3   | 2   | 0   | 7      | 19 | 2  | 5  | 7   | 2   |
| PIERRE ENGVALL      | 4  | 0       | 3 | 3   | 2   | 2   | 4      | 12 | 3  | 5  | 8   | 8   |
| HUDSON FASCHING     | 3  | 0       | 1 | 1   | -1  | 0   | 3      | 5  | 0  | 1  | 1   | 0   |
| JULIEN GAUTHIER     | 1  | 0       | 1 | 1   | 0   | 0   | 2      | 12 | 1  | 4  | 5   | 0   |
| SIMON HOLMSTROM     | 3  | 0       | 0 | 0   | 0   | 2   | 1      | 5  | 0  | 0  | 0   | 2   |
| BO HORVAT           | 4  | 3       | 0 | 3   | -1  | 2   | 15     | 20 | 9  | 6  | 15  | 8   |
| ANDERS LEE          | 4  | 0       | 4 | 4   | 2   | 25  | 9      | 40 | 14 | 11 | 25  | 48  |
| KYLE MACLEAN        | 2  | 1       | 0 | 1   | 1   | 0   | 1      | 2  | 1  | 0  | 1   | 0   |
| SCOTT MAYFIELD      | 1  | 0       | 0 | 0   | 1   | 0   | 0      | 28 | 1  | 8  | 9   | 11  |
| BROCK NELSON        | 4  | 3       | 1 | 4   | 0   | 2   | 9      | 46 | 13 | 10 | 23  | 10  |
| JEAN-GABRIEL PAGEAU | 4  | 2       | 0 | 2   | 1   | 0   | 7      | 35 | 10 | 13 | 23  | 4   |
| KYLE PALMIERI       | 4  | 1       | 3 | 4   | 0   | 4   | 12     | 15 | 6  | 10 | 16  | 6   |
| ADAM PELECH         | 3  | 0       | 0 | 0   | 2   | 4   | 2      | 27 | 3  | 4  | 7   | 16  |
| RYAN PULOCK         | 4  | 0       | 0 | 0   | -4  | 0   | 1      | 27 | 0  | 5  | 5   | 8   |
| MIKE REILLY         | 3  | 0       | 1 | 1   | -2  | 2   | 9      | 15 | 1  | 7  | 8   | 12  |
| ALEXANDER ROMANOV   | 4  | 0       | 1 | 1   | 1   | 0   | 4      | 10 | 0  | 3  | 3   | 5   |
| ILYA SOROKIN        | 3  | 0       | 0 | 0   | -   | 0   | 0      | 12 | 0  | 0  | 0   | 0   |
| SEMYON VARLAMOV     | 1  | 0       | 0 | 0   | -   | 0   | 0      | 13 | 0  | 0  | 0   | 2   |
| OLIVER WAHLSTROM    | 1  | 0       | 0 | 0   | 0   | 0   | 0      | 13 | 3  | 4  | 7   | 7   |

Also with career statistics vs. Devils: ANTHONY DUCLAR (18-4-5-9-0); ROBIN SALO (4-0-0-0-0).

## GOALTENDING HISTORY vs. DEVILS

| GOALTENDER      | MIN | 2023-24 |    |      |   |   | CAREER |     |    |    |      |   |   |    |
|-----------------|-----|---------|----|------|---|---|--------|-----|----|----|------|---|---|----|
|                 |     | GA      | SO | GAA  | W | L | OT     | MIN | GA | SO | GAA  | W | L | OT |
| ILYA SOROKIN    | 178 | 13      | 0  | 4.36 | 0 | 2 | 1      | 717 | 33 | 0  | 2.76 | 6 | 5 | 1  |
| SEMYON VARLAMOV | 60  | 1       | 0  | 1.00 | 1 | 0 | 0      | 781 | 23 | 0  | 1.77 | 9 | 4 | 0  |



**ALL-TIME RECORD**

|               | GP  | W   | L   | O/T | OTL | PTS | GF  | GA  |
|---------------|-----|-----|-----|-----|-----|-----|-----|-----|
| <b>DEVILS</b> | 271 | 110 | 122 | 39  | -   | 259 | 797 | 906 |
| at New Jersey | 137 | 70  | 55  | 12  | -   | 152 | 434 | 426 |
| at NY Rangers | 134 | 40  | 67  | 27  | -   | 107 | 357 | 473 |

**2023-24 SUMMARY**

|            | GP | W | L | OT | PTS | GF | GA | SF  | SA  | PIM | PP          | SHG |
|------------|----|---|---|----|-----|----|----|-----|-----|-----|-------------|-----|
| NEW JERSEY | 4  | 0 | 4 | 0  | 0   | 8  | 17 | 113 | 120 | 129 | 1-13, 7.7%  | 0   |
| NY RANGERS | 4  | 4 | 0 | 0  | 8   | 17 | 8  | 120 | 113 | 131 | 3-15, 20.0% | 0   |

| DATE     | GAME# | RES | SCORE | LOCATION     | GOALTENDERS         | W/D GOAL   |
|----------|-------|-----|-------|--------------|---------------------|------------|
| 11/18/23 | 16    | L   | 5-3   | @ DEVILS     | VANECEK/Shesterkin  | Vesey      |
| 2/22/24  | 56    | L   | 5-1   | @ DEVILS     | DAWS/Shesterkin     | Lafreniere |
| 3/11/24  | 65    | L   | 3-1   | @ NY Rangers | KAHKONEN/Quick      | Geniesse   |
| 4/3/24   | 76    | L   | 4-3   | @ NY Rangers | KAHKONEN/Shesterkin | Kreider    |

**INDIVIDUAL SCORING vs. RANGERS**

| PLAYER             | 2023-24 |   |   |     |     |     |    |    | WITH DEVILS |    |     |     | CAREER |    |    |     |     |    |
|--------------------|---------|---|---|-----|-----|-----|----|----|-------------|----|-----|-----|--------|----|----|-----|-----|----|
|                    | GP      | G | A | PTS | +/- | PIM | S  | GP | G           | A  | PTS | PIM | GP     | G  | A  | PTS | PIM |    |
| NATHAN BASTIAN     | 2       | 0 | 0 | 0   | 0   | 0   | 7  | 2  | 11          | 1  | 2   | 3   | 18     | 12 | 1  | 2   | 3   | 18 |
| JESPER BRATT       | 4       | 0 | 3 | 3   | -5  | 0   | 12 | 23 | 2           | 10 | 12  | 2   | 23     | 2  | 10 | 12  | 2   |    |
| NICO DAWS          | 1       | 0 | 0 | 0   | -   | 0   | 0  | 4  | 0           | 0  | 0   | 0   | 4      | 0  | 0  | 0   | 0   |    |
| DOUGIE HAMILTON    | 1       | 0 | 2 | 2   | -1  | 0   | 2  | 9  | 1           | 5  | 6   | 2   | 30     | 4  | 12 | 16  | 14  |    |
| ERIK HAULA         | 4       | 1 | 0 | 1   | 2   | 6   | 8  | 8  | 2           | 0  | 2   | 12  | 20     | 1  | 2  | 3   | 14  |    |
| NICO HISCHIER      | 3       | 1 | 1 | 2   | -4  | 0   | 12 | 25 | 5           | 13 | 18  | 6   | 25     | 5  | 13 | 18  | 6   |    |
| JACK HUGHES        | 4       | 2 | 3 | 5   | -1  | 0   | 22 | 20 | 11          | 9  | 20  | 14  | 20     | 11 | 9  | 20  | 14  |    |
| LUKE HUGHES        | 4       | 0 | 1 | 1   | -6  | 2   | 3  | 4  | 0           | 1  | 1   | 2   | 4      | 0  | 1  | 1   | 2   |    |
| CURTIS LAZAR       | 4       | 0 | 0 | 0   | -3  | 7   | 1  | 4  | 0           | 0  | 0   | 7   | 24     | 3  | 1  | 4   | 9   |    |
| KURTIS MACDERMID   | 2       | 0 | 0 | 0   | 0   | 25  | 0  | 2  | 0           | 0  | 0   | 25  | 7      | 0  | 1  | 1   | 47  |    |
| TIMO MEIER         | 3       | 0 | 0 | 1   | -1  | 2   | 10 | 4  | 1           | 1  | 2   | 2   | 12     | 2  | 7  | 8   | 10  |    |
| DAWSON MERCER      | 4       | 0 | 0 | 0   | -1  | 19  | 5  | 12 | 2           | 4  | 6   | 21  | 14     | 2  | 4  | 6   | 21  |    |
| SIMON NEMEC        | 3       | 1 | 0 | 1   | 0   | 0   | 6  | 3  | 1           | 0  | 1   | 0   | 3      | 1  | 0  | 1   | 0   |    |
| ONDREJ PALAT       | 4       | 2 | 0 | 2   | -2  | 0   | 4  | 6  | 2           | 0  | 2   | 0   | 26     | 5  | 8  | 13  | 6   |    |
| JONAS SIEGENTHALER | 4       | 0 | 1 | 1   | -2  | 2   | 4  | 16 | 0           | 3  | 3   | 4   | 21     | 0  | 3  | 3   | 6   |    |

Also with career statistics vs. Rangers: JAKE ALLEN (7-0-0-0-0 CAREER/0-0-0-0-0-0 WITH DEVILS), JACOB MARKSTROM (16-0-1-1-10/0-0-0-0-0); PAUL COTTER (4-0-1-1-0/0-0-0-0-0); BRENDEN DILLON (27-1-2-3-21/0-0-0-0-0); NOLAN FOOTE (1-0-1-1-0); STEFAN NOESN (14-1-2-3-0/6-0-1-1-0); BRETT PESCE (29-1-5-6-6/0-0-0-0-0); TOMAS TATAR (29-8-8-16-6/2-2-4-4).

**GOALTENDING HISTORY vs. RANGERS**

| GOALTENDER      | 2023-24 |    |    |      |         | WITH DEVILS |    |    |      |         | CAREER |    |    |      |         |
|-----------------|---------|----|----|------|---------|-------------|----|----|------|---------|--------|----|----|------|---------|
|                 | MIN     | GA | SO | GA   | W-L-O/T | MIN         | GA | SO | GA   | W-L-O/T | MIN    | GA | SO | GA   | W-L-O/T |
| JAKE ALLEN      | -       | -  | -  | -    | -       | -           | -  | -  | -    | -       | 342    | 19 | 0  | 3.33 | 1 5 0   |
| NICO DAWS       | 59      | 5  | 0  | 5.03 | 0 1 0   | 237         | 15 | 0  | 3.79 | 1 3 0   | 237    | 15 | 0  | 3.79 | 1 3 0   |
| JACOB MARKSTROM | -       | -  | -  | -    | -       | -           | -  | -  | -    | -       | 915    | 37 | 1  | 2.43 | 9 4 2   |

| YEAR          | HOME           |                 | ROAD              |                | TOTAL            |                  | GF-GA                  | SF-SA | PIM | PP/PK |
|---------------|----------------|-----------------|-------------------|----------------|------------------|------------------|------------------------|-------|-----|-------|
|               | W-L-O/T        | W-L-O/T         | W-L-O/T           | W-L-O/T        | W-L-O/T          |                  |                        |       |     |       |
| 1982-83       | 2-1-0          | 1-2-1           | 3-3-1             | 21-24          | 196-211          | 103-125          | 6-28/5-24              |       |     |       |
| 1983-84       | 0-3-1          | 1-2-0           | 1-5-1             | 20-29          | 195-226          | 110-133          | 4-36/5-23              |       |     |       |
| 1984-85       | 0-3-0          | 2-2-0           | 2-5-0             | 26-38          | 240-202          | 101-139          | 7-39/4-25              |       |     |       |
| 1985-86       | 1-3-0          | 1-2-0           | 2-5-0             | 19-36          | 213-215          | 172-162          | 6-40/13-40             |       |     |       |
| 1986-87       | 2-1-0          | 2-2-0           | 4-3-0             | 36-33          | 213-226          | 172-190          | 12-43/11-39            |       |     |       |
| 1987-88       | 2-2-0          | 1-2-0           | 3-4-0             | 27-30          | 219-197          | 292-251          | 11-47/7-49             |       |     |       |
| 1988-89       | 2-1-0          | 2-2-0           | 4-3-0             | 32-31          | 202-247          | 214-180          | 5-37/10-51             |       |     |       |
| 1989-90       | 3-1-0          | 0-2-1           | 3-3-1             | 25-25          | 218-200          | 244-173          | 9-27/10-40             |       |     |       |
| 1990-91       | 2-1-0          | 0-2-2           | 2-3-2             | 20-23          | 219-214          | 201-185          | 9-31/12-39             |       |     |       |
| 1991-92       | 2-1-0          | 1-3-0           | 3-4-0             | 21-30          | 207-216          | 117-104          | 1-28/12-36             |       |     |       |
| 1992-93       | 3-1-0          | 4-2-1           | 23-24             | 236-208        | 148-127          | 7-41/7-41        | 1-28/8-29              |       |     |       |
| 1993-94       | 0-3-0          | 0-3-0*          | 0-6-0             | 9-24           | 166-188          | 109-117          | 5-18/3-16              |       |     |       |
| 1994-95       | 2-0-0          | 1-1-0           | 3-1-0             | 15-9           | 110-126          | 113-98           | 1-24/4-14              |       |     |       |
| 1995-96       | 2-0-0          | 0-1-2           | 2-1-2             | 11-8           | 174-133          | 65-83            | 2-18/3-12              |       |     |       |
| 1996-97       | 1-1-1          | 0-1-1           | 1-2-2             | 8-12           | 190-131          | 143-123          | 6-30/7-19              |       |     |       |
| 1997-98       | 3-0-0          | 1-0-2           | 4-0-2             | 22-14          | 190-120          | 130-184          | 4-18/4-25              |       |     |       |
| 1998-99       | 3-0-0          | 2-0-0           | 5-0-0             | 20-8           | 144-128          | 115-100          | 3-17/2-23              |       |     |       |
| 1999-00       | 2-0-0          | 1-0-2           | 3-0-2             | 15-9           | 182-136          | 110-58           | 7-27/1-22              |       |     |       |
| 2000-01       | 2-1-0          | 0-0-2           | 2-1-2             | 18-12          | 160-110          | 156-179          | 6-19/7-22              |       |     |       |
| 2001-02       | 2-0-0          | 1-1-1           | 3-1-1             | 18-14          | 167-132          | 65-69            | 2-20/3-17              |       |     |       |
| 2002-03       | 1-0-2          | 1-0-1           | 2-0-3             | 14-11          | 192-117          | 52-58            | 4-20/1-15              |       |     |       |
| 2003-04       | 2-1-0          | 2-0-1           | 4-1-1             | 24-10          | 206-138          | 65-65            | 6-46/6-44              |       |     |       |
| 2005-06       | 3-1-0          | 1-2-1           | 4-3-1             | 17-20          | 215-237          | 112-132          | 5-36/4-20              |       |     |       |
| 2006-07       | 3-0-1          | 2-2-0           | 5-2-1             | 21-16          | 214-236          | 67-101           | 1-27/6-30              |       |     |       |
| 2007-08       | 1-2-1          | 0-2-2           | 1-4-3             | 10-19          | 205-207          | 80-74            | 3-22/5-33              |       |     |       |
| 2008-09       | 2-1-0          | 1-2-0           | 3-3-0             | 18-19          | 197-199          | 143-111          | 2-19/5-20              |       |     |       |
| 2009-10       | 1-1-1          | 2-1-0           | 3-2-1             | 17-15          | 204-183          | 87-85            | 0-14/3-23              |       |     |       |
| 2010-11       | 1-2-0          | 1-2-0           | 2-4-0             | 8-16           | 177-152          | 63-42            | 2-18/1-14              |       |     |       |
| 2011-12       | 2-0-0          | 1-2-0           | 3-3-0             | 12-14          | 146-145          | 121-109          | 2-14/1-17              |       |     |       |
| 2012-13       | 1-1-0          | 0-2-0           | 1-3-0             | 6-12           | 100-90           | 40-40            | 3-12/2-17              |       |     |       |
| 2013-14       | 1-2-0#         | 2-0-0           | 3-2-0             | 14-14          | 114-134          | 40-30            | 4-15/4-14              |       |     |       |
| 2015-16       | 0-1-1          | 0-2-0           | 0-3-1             | 7-17           | 108-125          | 30-32            | 3-8/0-11               |       |     |       |
| 2016-17       | 1-0-1          | 1-1-0           | 3-1-0             | 11-7           | 113-116          | 30-32            | 3-14/3-11              |       |     |       |
| 2017-18       | 2-0-0          | 0-1-1           | 1-1-2             | 8-14           | 117-138          | 47-43            | 5-16/0-14              |       |     |       |
| 2018-19       | 1-1-0          | 1-1-0           | 3-1-0             | 11-15          | 108-132          | 56-52            | 4-12/9-14              |       |     |       |
| 2019-20       | 1-1-0          | 0-2-0           | 1-3-0             | 11-15          | 108-132          | 56-52            | 2-18/8-23              |       |     |       |
| 2020-21       | 0-4-0          | 2-2-0           | 2-6-0             | 7-20           | 120-244          | 49-60            | 2-9/3-9                |       |     |       |
| 2021-22       | 1-1-0          | 0-1-1           | 1-2-1             | 12-13          | 112-125          | 40-30            | 2-11/3-11              |       |     |       |
| 2022-23       | 2-0-0          | 1-0-1           | 3-0-1             | 14-11          | 141-106          | 24-24            | 1-13/3-15              |       |     |       |
| 2023-24       | 0-2-0          | 0-2-0           | 0-4-0             | 8-17           | 113-120          | 129-131          |                        |       |     |       |
| <b>TOTALS</b> | <b>64-45-9</b> | <b>37-56-24</b> | <b>101-101-33</b> | <b>679-750</b> | <b>6882-6907</b> | <b>4264-4152</b> | <b>171-977/203-979</b> |       |     |       |

\* Includes neutral site loss @ Halifax, N.S.  
# Includes home game loss @ Yankee Stadium, Bronx, NY.

# NEW YORK RANGERS

MADISON SQUARE GARDEN • NEW YORK, NY  
(212) 465-6486 • Fax (212) 465-6494  
newyorkrangers.com



**General Manager/President/Alternate Governor**..... Chris Drury  
**Assistant General Manager/GM of Hartford**..... Ryan Martin  
**Head Coach**..... Peter Laviolette  
**Associate Head Coach**..... Phil Housley  
**Assistant Coaches**..... Dan Muse, Michael Peca  
**Goaltending Coach**..... Jeff Malcolm

## 2023-24 LEADERS


**Goals**..... Artemi Panarin, 49      **PIM**..... Barclay Goodrow, 78  
**Assists**..... Artemi Panarin, 71      **GAA**..... Igor Shesterkin, 2.62  
**Points**..... Artemi Panarin, 120      **Wins**..... Igor Shesterkin, 36  
**+/-**..... Ryan Lindgren, +22      **ShO**..... I. Shesterkin, 4

## OTHER INFORMATION

**Leading Scorer vs. NJ**..... Brian Leetch, 19g-45a-64pts  
**Leading Scorer vs. NYR**..... Patrik Elias, 23g-50a-73pts  
**Last Trade**..... Devils obtained Michael Grabner for second round pick in the 2018 NHL Draft and the rights to defenseman Yegor Rykov (2/22/18)  
**Stanley Cups**..... 4 (last time, 1993-94)  
**2024-2025 Schedule vs. NYR**..... Dec. 2 @ NYR, Dec. 23 @ NJD, Jan. 9 @ NYR & Apr. 5 @ NJD



LAVIOLETTE



ZIBANEJAD

## INDIVIDUAL SCORING vs. DEVILS

| PLAYER            | GP | 2023-24 |   |     |     |     | CAREER |    |    |    |     |     |
|-------------------|----|---------|---|-----|-----|-----|--------|----|----|----|-----|-----|
|                   |    | G       | A | PTS | +/- | PIM | S      | GP | G  | A  | PTS | PIM |
| JONNY BRODZINSKI  | 1  | 0       | 0 | 0   | 1   | 0   | 0      | 5  | 0  | 0  | 0   | 2   |
| WILL CUYLLE       | 4  | 0       | 0 | 0   | -1  | 7   | 4      | 4  | 0  | 0  | 0   | 7   |
| ADAM EDSTROM      | 1  | 0       | 0 | 0   | 0   | 0   | 0      | 1  | 0  | 0  | 0   | 0   |
| ADAM FOX          | 3  | 0       | 2 | 2   | 2   | 2   | 6      | 23 | 4  | 18 | 22  | 8   |
| ZAC JONES         | 2  | 0       | 2 | 2   | 2   | 0   | 0      | 3  | 0  | 2  | 2   | 0   |
| KAAPO KAKKO       | 4  | 1       | 0 | 1   | 0   | 6   | 6      | 20 | 3  | 4  | 7   | 8   |
| CHRIS KREIDER     | 4  | 2       | 1 | 3   | 2   | 2   | 9      | 50 | 23 | 18 | 41  | 58  |
| ALEXIS LAFRENIÈRE | 4  | 3       | 1 | 4   | 3   | 2   | 12     | 20 | 6  | 4  | 10  | 4   |
| RYAN LINDGREN     | 4  | 0       | 0 | 0   | 5   | 0   | 5      | 22 | 1  | 5  | 6   | 8   |
| K'ANDRE MILLER    | 4  | 0       | 0 | 0   | 0   | 15  | 3      | 19 | 0  | 7  | 7   | 21  |
| ARTEMI PANARIN    | 4  | 3       | 4 | 7   | 2   | 2   | 21     | 33 | 14 | 29 | 43  | 8   |
| JONATHAN QUICK    | 1  | 0       | 0 | 0   | -   | 0   | 0      | 14 | 0  | 0  | 0   | 2   |
| MATT REMPE        | 3  | 0       | 0 | 0   | 1   | 47  | 1      | 3  | 0  | 0  | 0   | 47  |
| BRADEN SCHNEIDER  | 4  | 0       | 1 | 1   | 2   | 0   | 6      | 10 | 0  | 2  | 2   | 7   |
| IGOR SHESTERKIN   | 3  | 0       | 1 | 1   | -   | 0   | 0      | 18 | 0  | 1  | 1   | 0   |
| VINCENT TROCHECK  | 4  | 2       | 4 | 6   | 3   | 4   | 7      | 27 | 9  | 15 | 24  | 18  |
| JACOB TROUBA      | 3  | 0       | 0 | 0   | 0   | 20  | 1      | 32 | 2  | 10 | 12  | 30  |
| JIMMY VESEY       | 4  | 2       | 2 | 4   | 3   | 5   | 5      | 22 | 7  | 5  | 12  | 18  |
| MIKA ZIBANEJAD    | 4  | 2       | 0 | 2   | 2   | 0   | 17     | 43 | 16 | 24 | 40  | 4   |

Also with career statistics vs. Devils: LOUIS DOMINGUE (3-0-0-0-0); ANTON BLIDH (5-0-1-1-0); SAM CARRICK (7-0-0-0-7); FILIP CHYTIL (22-6-7-13-2); CASEY FITZGERALD (3-0-0-0-0); BEN HARPUR (5-0-0-0-6); JAKE LESCHYSHYN (1-0-0-0-0); CONNOR MACKEY (2-0-1-1-2); CHAD RUHWEDDEL (17-2-4-6-8); REILLY SMITH (23-3-10-13-8).

## GOALTENDING HISTORY vs. DEVILS

| GOALTENDER      | MIN | 2023-24 |    |      |   |   | CAREER |     |    |    |      |    |   |    |
|-----------------|-----|---------|----|------|---|---|--------|-----|----|----|------|----|---|----|
|                 |     | GA      | SO | GAA  | W | L | OT     | MIN | GA | SO | GAA  | W  | L | OT |
| IGOR SHESTERKIN | 179 | 7       | 0  | 2.34 | 3 | 0 | 0      | 931 | 42 | 2  | 2.71 | 10 | 5 | 1  |
| JONATHAN QUICK  | 59  | 1       | 0  | 1.01 | 1 | 0 | 0      | 795 | 34 | 0  | 2.56 | 6  | 6 | 2  |



# OTTAWA SENATORS

CANADIAN TIRE CENTRE • OTTAWA, ONT.  
 (613) 599-0250 • Fax (613) 599-5562  
 ottawasenators.com



SENATORS VS. DEVILS

**President of Hockey Ops & GM** .....Steve Staios  
**Senior Vice President, Hockey Ops** .....Dave Poulin  
**Associate General Manager** .....Ryan Bowness  
**Director of Hockey Operations** .....Tim Pattysen  
**Head Coach** .....Travis Green  
**Assistant Coaches** .....Daniel Alfredsson, Nolan Baumgartner,  
 Ben Sexton, Mike Yeo  
**Goaltending Coach** .....Justin Peters

## 2023-24 LEADERS


**Goals** .....Brady Tkachuk, 39      **PIM** .....Brady Tkachuk, 134  
**Assists** .....Tim Stutzle, 52      **GAA** .....Anton Forsberg, 3.21  
**Points** .....Brady Tkachuk, 74      **Wins** .....Joonas Korpi, 21  
**+/-** .....Vladimir Tarasenko, +13      **ShO** .....Anton Forsberg, 2

## OTHER INFORMATION

**Leading Scorer vs. NJ** .....Daniel Alfredsson, 16g-28a-44pts  
**Leading Scorer vs. Ott.** .....Patrik Elias, 11g-26a-37pts  
**Last Trade** .....Devils obtain future considerations in exchange for  
 Brandon Gormley (3/6/17)  
**Stanley Cups** .....None  
**2024-2025 Schedule vs. Ott.** ..... Oct. 17 @ OTT, Jan. 19 & Mar. 22 @ NJD



**GREEN**



**TKACHUK**

## INDIVIDUAL SCORING vs. DEVILS

| PLAYER               | GP | 2023-24 |   |     |     |    | PIM | S  | GP | CAREER |    |     |     |
|----------------------|----|---------|---|-----|-----|----|-----|----|----|--------|----|-----|-----|
|                      |    | G       | A | PTS | +/- | GP |     |    |    | G      | A  | PTS | PIM |
| DRAKE BATHERSON      | 3  | 2       | 2 | 4   | -2  | 4  | 9   | 9  | 5  | 6      | 11 | 6   |     |
| JACOB BERNARD-DOCKER | 3  | 1       | 0 | 1   | 1   | 4  | 2   | 5  | 1  | 0      | 1  | 4   |     |
| THOMAS CHABOT        | 2  | 1       | 1 | 2   | -1  | 0  | 4   | 14 | 5  | 7      | 12 | 4   |     |
| ANGUS CROOKSHANK     | 2  | 1       | 1 | 2   | 0   | 0  | 3   | 2  | 1  | 1      | 2  | 0   |     |
| ANTON FORSBERG       | 1  | 0       | 0 | 0   | -   | 0  | 0   | 5  | 0  | 0      | 0  | 0   |     |
| CLAUDE GIROUX        | 3  | 1       | 1 | 2   | -2  | 2  | 2   | 69 | 16 | 44     | 60 | 32  |     |
| RIDLY GREIG          | 3  | 1       | 0 | 1   | 2   | 0  | 3   | 3  | 1  | 0      | 1  | 0   |     |
| TRAVIS HAMONIC       | 1  | 0       | 0 | 0   | -1  | 0  | 0   | 40 | 4  | 9      | 13 | 58  |     |
| BORIS KATCHOUK       | 2  | 0       | 0 | 0   | -1  | 0  | 3   | 5  | 0  | 0      | 0  | 2   |     |
| SHANE PINTO          | 2  | 0       | 0 | 0   | -1  | 0  | 2   | 5  | 2  | 0      | 2  | 0   |     |
| JAKE SANDERSON       | 3  | 1       | 1 | 2   | 0   | 2  | 6   | 6  | 1  | 2      | 3  | 2   |     |
| TIM STÜTZLE          | 2  | 0       | 1 | 1   | 1   | 2  | 1   | 8  | 2  | 5      | 7  | 4   |     |
| BRADY TKACHUK        | 3  | 1       | 3 | 4   | 3   | 2  | 14  | 14 | 3  | 8      | 11 | 20  |     |
| ARTEM ZUB            | 3  | 0       | 0 | 0   | 0   | 0  | 8   | 8  | 0  | 1      | 1  | 2   |     |

Also with career statistics vs. Devils: LINUS ULLMARK (16-0-0-0-0); MICHAEL AMADIO (8-0-1-1-2); ADAM GAUDETTE (5-1-0-1-0); MATTHEW HIGHMORE (3-0-1-1-2); HAYDEN HODGSON (1-0-0-0-4); NICK JENSEN (31-2-5-7-24); ZACK MACEWEN (5-0-0-0-5); DAVID PERRON (25-4-4-8-18).

## GOALTENDING HISTORY vs. DEVILS

| GOALTENDER     | MIN | 2023-24 |    |       |   |   | MIN | GA | CAREER |    |     |      |    |    |   |
|----------------|-----|---------|----|-------|---|---|-----|----|--------|----|-----|------|----|----|---|
|                |     | GA      | SO | GAA   | W | L |     |    | OT     | SO | GAA | W    | L  | OT |   |
| ANTON FORSBERG | 16  | 3       | 0  | 10.87 | 0 | 0 | 0   | 0  | 354    | 21 | 0   | 3.55 | 2  | 2  | 1 |
| LINUS ULLMARK  | -   | -       | -  | -     | - | - | -   | -  | 917    | 34 | 0   | 2.22 | 11 | 4  | 0 |



## ALL-TIME RECORD

| DEVILS          | GP  | W   | L   | O/T | OTL | PTS | GF  | GA  |
|-----------------|-----|-----|-----|-----|-----|-----|-----|-----|
| at New Jersey   | 268 | 124 | 117 | 27  | -   | 275 | 798 | 862 |
| at Philadelphia | 134 | 76  | 45  | 13  | -   | 165 | 447 | 402 |
|                 | 134 | 48  | 72  | 14  | -   | 110 | 343 | 457 |

## 2023-24 SUMMARY

|              | GP | W | L | OT | PTS | GF | GA | SF  | SA  | PIM | PP          | SHG |
|--------------|----|---|---|----|-----|----|----|-----|-----|-----|-------------|-----|
| NEW JERSEY   | 4  | 2 | 1 | 1  | 5   | 12 | 10 | 121 | 142 | 32  | 2-12, 16.7% | 0   |
| PHILADELPHIA | 4  | 2 | 1 | 1  | 5   | 10 | 12 | 142 | 121 | 39  | 3-15, 20.0% | 1   |

| DATE     | GAME# | RES | SCORE | LOCATION       | GOALTENDERS     | W/D GOAL  |
|----------|-------|-----|-------|----------------|-----------------|-----------|
| 11/30/23 | 21    | Wot | 4-3   | @ Philadelphia | SCHMIDT/Hart    | L. HUGHES |
| 12/19/23 | 30    | Lot | 3-2   | @ DEVILS       | VANECE/Ersson   | Tippett   |
| 2/17/24  | 54    | W   | 6-3   | @ DEVILS       | DAWS/Ersson     | BASTIAN   |
| 4/13/24  | 81    | L   | 1-0   | @ Philadelphia | KAHKONEN/Ersson | Konecny   |

## INDIVIDUAL SCORING vs. FLYERS

| PLAYER             | 2023-24 |   |   |     |     |     | WITH DEVILS |    |   |    |     |     | CAREER |   |    |     |     |  |
|--------------------|---------|---|---|-----|-----|-----|-------------|----|---|----|-----|-----|--------|---|----|-----|-----|--|
|                    | GP      | G | A | PTS | +/- | PIM | S           | GP | G | A  | PTS | PIM | GP     | G | A  | PTS | PIM |  |
| NATHAN BASTIAN     | 3       | 2 | 1 | 3   | 3   | 0   | 6           | 16 | 4 | 4  | 8   | 2   | 17     | 4 | 4  | 8   | 29  |  |
| SHANE BOWERS       | 1       | 0 | 0 | 0   | 0   | 0   | 0           | 1  | 0 | 0  | 0   | 0   | 1      | 0 | 0  | 0   | 0   |  |
| JESPER BRATT       | 4       | 1 | 0 | 0   | -2  | 0   | 0           | 28 | 9 | 12 | 21  | 4   | 28     | 9 | 12 | 21  | 4   |  |
| NICO DAWS          | 1       | 0 | 0 | 0   | 0   | 0   | 0           | 1  | 0 | 0  | 0   | 0   | 1      | 0 | 0  | 0   | 0   |  |
| NOLAN FOOTE        | 1       | 0 | 0 | 0   | 0   | 0   | 0           | 3  | 0 | 0  | 0   | 0   | 3      | 0 | 0  | 0   | 0   |  |
| ERIK HAULA         | 3       | 0 | 1 | 1   | 0   | 2   | 5           | 7  | 0 | 2  | 2   | 6   | 21     | 1 | 5  | 6   | 12  |  |
| NICO HISCHIER      | 4       | 2 | 4 | 6   | 1   | 4   | 13          | 23 | 8 | 13 | 21  | 6   | 23     | 8 | 13 | 21  | 6   |  |
| JACK HUGHES        | 3       | 1 | 4 | 5   | 0   | 2   | 15          | 20 | 4 | 11 | 15  | 2   | 20     | 4 | 11 | 15  | 2   |  |
| LUKE HUGHES        | 4       | 1 | 0 | 1   | 0   | 4   | 6           | 4  | 1 | 0  | 1   | 4   | 4      | 1 | 0  | 1   | 4   |  |
| SAMUEL LABERGE     | 1       | 0 | 0 | 0   | 0   | 0   | 0           | 1  | 0 | 0  | 0   | 0   | 1      | 0 | 0  | 0   | 0   |  |
| CURTIS LAZAR       | 3       | 0 | 3 | 3   | 4   | 0   | 6           | 3  | 0 | 3  | 3   | 0   | 22     | 3 | 9  | 12  | 0   |  |
| KURTIS MACDERMID   | 1       | 0 | 0 | 0   | 0   | 0   | 1           | 1  | 0 | 0  | 0   | 0   | 8      | 1 | 1  | 2   | 0   |  |
| TIMO MEIER         | 3       | 0 | 1 | 1   | 0   | 0   | 7           | 3  | 0 | 1  | 1   | 0   | 15     | 6 | 4  | 10  | 8   |  |
| DAWSON MERCER      | 4       | 0 | 1 | 1   | 0   | 0   | 4           | 11 | 3 | 3  | 6   | 2   | 11     | 3 | 3  | 6   | 2   |  |
| SIMON NEMEC        | 3       | 0 | 0 | 0   | 0   | 2   | 4           | 3  | 0 | 0  | 0   | 2   | 3      | 0 | 0  | 0   | 2   |  |
| ONDREJ PALAT       | 4       | 0 | 2 | 2   | 1   | 2   | 9           | 6  | 0 | 2  | 2   | 2   | 25     | 4 | 9  | 13  | 4   |  |
| JONAS SIEGENTHALER | 3       | 0 | 0 | 0   | -2  | 0   | 4           | 11 | 1 | 2  | 3   | 0   | 17     | 1 | 2  | 3   | 2   |  |

Also with career statistics vs. Flyers: JAKE ALLEN (5-0-0-0-0 CAREER/0-0-0-0-0 WITH DEVILS, JACOB MARKSTROM (13-0-0-0-0/0-0-0-0-0), PAUL COTTER (2-1-0-1-2/0-0-0-0-0), NICK DESIMONE (1-0-0-0-0/0-0-0-0-0), BRENDEN DILLON (28-0-7-7-29/0-0-0-0-0), NOLAN FOOTE (3-0-0-0-0), JOHNNATHAN KOVACEVIC (5-0-3-3-0/0-0-0-0-0), STEFAN NOESEN (18-3-2-5-16/8-0-0-0-14), BRETT PESCE (29-2-11-13-4/0-0-0-0-0), TOMAS TATAR (31-9-8-17-14/7-0-1-1-2).

## GOALTENDING HISTORY vs. FLYERS

| GOALTENDER      | 2023-24 |    |    |      |   |   | WITH DEVILS |     |    |    |      |   | CAREER |    |     |    |    |      |   |   |    |
|-----------------|---------|----|----|------|---|---|-------------|-----|----|----|------|---|--------|----|-----|----|----|------|---|---|----|
|                 | MIN     | GA | SO | GA   | W | L | OT          | MIN | GA | SO | GA   | W | L      | OT | MIN | GA | SO | GA   | W | L | OT |
| JAKE ALLEN      | -       | -  | -  | -    | - | - | -           | -   | -  | -  | -    | - | -      | -  | 296 | 16 | 0  | 3.23 | 2 | 3 | 0  |
| NICO DAWS       | 60      | 3  | 0  | 3.00 | 1 | 0 | 0           | 60  | 3  | 0  | 3.00 | 1 | 0      | 0  | 60  | 3  | 0  | 3.00 | 1 | 0 | 0  |
| JACOB MARKSTROM | -       | -  | -  | -    | - | - | -           | -   | -  | -  | -    | - | -      | -  | 768 | 26 | 1  | 2.03 | 6 | 5 | 1  |

| YEAR          | HOME            |                 | ROAD             |                | TOTAL            |                  | GF-GA                   | SF-SA | PIM | PP/PK |
|---------------|-----------------|-----------------|------------------|----------------|------------------|------------------|-------------------------|-------|-----|-------|
|               | W-L-O/T         | W-L-O/T         | W-L-O/T          | W-L-O/T        |                  |                  |                         |       |     |       |
| 1982-83       | 2-2-0           | 0-3-0           | 2-5-0            | 11-33          | 173-238          | 126-139          | 4-24/4-21               |       |     |       |
| 1983-84       | 0-3-0           | 1-1-0           | 0-7-0            | 18-29          | 169-267          | 82-91            | 3-29-6-25               |       |     |       |
| 1984-85       | 1-3-0           | 1-2-0           | 2-5-0            | 18-29          | 194-214          | 144-126          | 7-30/6-33               |       |     |       |
| 1985-86       | 2-1-0           | 1-3-0           | 3-4-0            | 30-33          | 195-255          | 164-193          | 10-37/10-36             |       |     |       |
| 1986-87       | 2-1-1           | 0-3-0           | 2-4-1            | 20-34          | 229-263          | 196-273          | 5-41/7-25               |       |     |       |
| 1987-88       | 3-0-0           | 2-0-2           | 5-0-2            | 29-19          | 199-187          | 246-300          | 12-52/9-49              |       |     |       |
| 1988-89       | 2-2-0           | 0-3-0           | 2-5-0            | 17-33          | 228-144          | 219-220          | 8-55/15-39              |       |     |       |
| 1989-90       | 1-2-0           | 3-0-1           | 4-2-1            | 31-24          | 231-238          | 128-114          | 9-31/7-33               |       |     |       |
| 1990-91       | 3-0-1           | 1-1-1           | 4-1-2            | 25-21          | 212-202          | 223-223          | 8-38/8-37               |       |     |       |
| 1991-92       | 3-0-0           | 0-2-2           | 3-2-2            | 25-22          | 208-215          | 174-189          | 6-31/9-33               |       |     |       |
| 1992-93       | 3-0-0           | 2-2-0           | 5-2-0            | 29-23          | 223-207          | 151-167          | 12-37/5-39              |       |     |       |
| 1993-94       | 3-0-0           | 1-1-0           | 4-1-0            | 23-14          | 162-164          | 96-111           | 7-20/6-27               |       |     |       |
| 1994-95       | 0-2-0           | 1-1-0           | 1-3-0            | 11-14          | 84-92            | 52-49            | 3-13/1-11               |       |     |       |
| 1995-96       | 2-1-0           | 2-1-0           | 4-2-0            | 17-19          | 183-165          | 115-128          | 8-32/2-22               |       |     |       |
| 1996-97       | 1-1-0           | 1-2-0           | 2-3-0            | 15-15          | 125-144          | 56-69            | 5-17/4-16               |       |     |       |
| 1997-98       | 3-0-0           | 1-0-1           | 4-0-1            | 18-8           | 148-103          | 96-94            | 7-29/2-23               |       |     |       |
| 1998-99       | 1-0-1           | 2-1-0           | 3-1-1            | 17-19          | 119-146          | 55-43            | 5-17/5-23               |       |     |       |
| 1999-00       | 3-0-0           | 1-1-0           | 4-1-0            | 16-11          | 157-120          | 114-94           | 4-17/2-21               |       |     |       |
| 2000-01       | 0-0-2           | 2-1-0           | 2-1-2            | 15-11          | 146-125          | 147-111          | 1-17/3-19               |       |     |       |
| 2001-02       | 1-2-0           | 0-1-1           | 1-3-1            | 7-10           | 156-116          | 16-16            | 0-8/1-8                 |       |     |       |
| 2002-03       | 1-1-0           | 1-0-1           | 3-1-1            | 14-18          | 148-118          | 64-38            | 0-11/0-14               |       |     |       |
| 2003-04       | 1-1-1           | 2-0-0           | 2-3-1            | 11-14          | 166-156          | 62-64            | 4-24/2-19               |       |     |       |
| 2005-06       | 4-0-0           | 1-3-0           | 5-3-0            | 22-13          | 216-230          | 73-91            | 5-38/3-29               |       |     |       |
| 2006-07       | 4-0-0           | 3-0-1           | 7-0-1            | 29-21          | 259-234          | 100-116          | 9-40/6-36               |       |     |       |
| 2007-08       | 4-0-0           | 2-2-0           | 6-2-0            | 29-19          | 256-223          | 148-148          | 8-45/6-45               |       |     |       |
| 2008-09       | 2-1-0           | 1-1-1           | 3-2-1            | 16-17          | 190-173          | 118-135          | 4-28/8-19               |       |     |       |
| 2009-10       | 1-1-1           | 0-3-0           | 1-4-1            | 13-20          | 175-162          | 59-103           | 5-32/4-17               |       |     |       |
| 2010-11       | 2-1-0           | 1-2-0           | 3-3-0            | 15-15          | 152-187          | 42-56            | 3-16/2-18               |       |     |       |
| 2011-12       | 1-2-0           | 2-1-0           | 3-3-0            | 15-18          | 169-161          | 147-113          | 5-31/3-33               |       |     |       |
| 2012-13       | 3-0-0           | 1-0-1           | 4-0-1            | 17-7           | 136-122          | 65-77            | 2-22/2-17               |       |     |       |
| 2013-14       | 0-1-1           | 2-0-0           | 2-1-1            | 7-5            | 98-102           | 38-28            | 0-14/1-19               |       |     |       |
| 2014-15       | 2-0-0           | 1-1-0           | 3-1-0            | 17-12          | 83-122           | 52-46            | 3-12/4-15               |       |     |       |
| 2015-16       | 0-1-1           | 2-0-0           | 2-1-1            | 12-12          | 99-111           | 51-59            | 6-18/5-13               |       |     |       |
| 2016-17       | 3-0-0           | 1-1-0           | 4-1-0            | 15-6           | 139-146          | 117-127          | 5-25/2-20               |       |     |       |
| 2017-18       | 1-1-0           | 1-1-0           | 2-2-0            | 13-15          | 116-116          | 47-57            | 5-19/5-19               |       |     |       |
| 2018-19       | 1-1-0           | 1-1-0           | 2-2-0            | 11-13          | 107-108          | 55-44            | 2-11/2-15               |       |     |       |
| 2019-20       | 1-1-0           | 1-1-0           | 2-2-0            | 11-13          | 107-108          | 55-44            | 2-11/2-15               |       |     |       |
| 2020-21       | 2-2-0           | 2-1-1           | 4-3-1            | 28-26          | 216-234          | 52-54            | 5-22/5-21               |       |     |       |
| 2021-22       | 2-0-0           | 0-1-0           | 2-1-0            | 9-6            | 89-60            | 17-27            | 1-10/0-5                |       |     |       |
| 2022-23       | 1-1-0           | 1-1-0           | 2-2-0            | 13-9           | 140-105          | 43-37            | 2-10/3-13               |       |     |       |
| 2023-24       | 1-0-1           | 1-1-0           | 2-1-1            | 12-10          | 121-142          | 32-39            | 2-12/3-15               |       |     |       |
| <b>TOTALS</b> | <b>72-34-11</b> | <b>48-55-13</b> | <b>120-89-24</b> | <b>702-690</b> | <b>6616-6687</b> | <b>4034-4260</b> | <b>204-1028/180-950</b> |       |     |       |



# PHILADELPHIA FLYERS

WELLS FARGO CENTER • PHILADELPHIA, PA  
(215) 465-4500 • Fax (215) 389-9403  
philadelphiaflyers.com



**President, Hockey Operations, Alt. Governor** ..... Keith Jones  
**General Manager** ..... Daniel Briere  
**Head Coach** ..... John Tortorella  
**Associate Coach** ..... Brad Shaw  
**Associate Coaches** ..... Rocky Thompson, Darryl Williams  
**Goaltending Coach** ..... Kim Dillabaugh

## 2023-24 LEADERS


**Goals** ..... Travis Konecny, 33      **PIM** ..... Garnet Hathaway, 132  
**Assists** ..... Travis Konecny, 35      **GAA** ..... Carter Hart, 2.80  
**Points** ..... Travis Konecny, 68      **Wins** ..... Samuel Ersson, 2.82  
**+/-** ..... S. Walker & N. Seeler, +9      **ShO** ..... Samuel Ersson, 4

## OTHER INFORMATION

**Leading Scorer vs. NJ** ..... Brian Propp, 28g-34a-62pts  
**Leading Scorer vs. Phi.** ..... Patrik Elias, 37g-47a-84pts  
**Last Trade** ..... Devils obtained Petr Straka for Future Considerations (11/12/16)  
**Stanley Cups** ..... 2 (1973-74, 1974-75)  
**2024-2025 Schedule vs. Phi.** ..... Jan. 18 @ NJD, Jan. 27 @ PHI,  
Jan. 29 @ NJD & Mar. 9 @ PHI



**TORTORELLA**



**KONECNY**

## INDIVIDUAL SCORING vs. DEVILS

| PLAYER              | 2023-24 |   |   |     |     |     |    | CAREER |    |    |     |     |
|---------------------|---------|---|---|-----|-----|-----|----|--------|----|----|-----|-----|
|                     | GP      | G | A | PTS | +/- | PIM | S  | GP     | G  | A  | PTS | PIM |
| BOBBY BRINK         | 3       | 0 | 1 | 1   | 0   | 0   | 5  | 3      | 0  | 1  | 1   | 0   |
| NOAH CATES          | 2       | 0 | 0 | 0   | 0   | 0   | 3  | 6      | 0  | 3  | 3   | 0   |
| SEAN COUTURIER      | 4       | 0 | 1 | 1   | -4  | 2   | 14 | 48     | 12 | 10 | 23  | 16  |
| NICOLAS DESLAURIERS | 3       | 0 | 0 | 0   | -2  | 2   | 3  | 23     | 0  | 0  | 0   | 16  |
| JAMIE DRYSDALE      | 2       | 0 | 0 | 0   | -2  | 2   | 3  | 4      | 0  | 0  | 0   | 4   |
| SAMUEL ERSSON       | 3       | 0 | 0 | 0   | -   | 0   | 0  | 3      | 0  | 0  | 0   | 0   |
| JOEL FARABEE        | 4       | 0 | 1 | 1   | -1  | 0   | 7  | 18     | 7  | 1  | 8   | 16  |
| TYSON FOERSTER      | 3       | 2 | 0 | 2   | 0   | 0   | 11 | 3      | 2  | 0  | 2   | 0   |
| MORGAN FROST        | 4       | 1 | 1 | 2   | -1  | 6   | 5  | 11     | 3  | 1  | 4   | 12  |
| GARNET HATHAWAY     | 4       | 0 | 0 | 0   | 0   | 15  | 3  | 26     | 2  | 3  | 5   | 30  |
| ERIK JOHNSON        | 1       | 0 | 0 | 0   | 1   | 0   | 0  | 19     | 1  | 3  | 4   | 9   |
| TRAVIS KONECNY      | 4       | 1 | 4 | 5   | -1  | 2   | 5  | 34     | 13 | 10 | 23  | 24  |
| SCOTT LAUGHTON      | 4       | 0 | 3 | 3   | -1  | 4   | 7  | 33     | 5  | 7  | 12  | 23  |
| RYAN POEHLING       | 4       | 2 | 0 | 2   | 3   | 0   | 8  | 10     | 2  | 2  | 4   | 0   |
| TRAVIS SANHEIM      | 4       | 0 | 1 | 1   | -4  | 0   | 8  | 27     | 2  | 7  | 9   | 17  |
| NICK SEELER         | 4       | 1 | 1 | 2   | 2   | 2   | 8  | 13     | 2  | 2  | 4   | 15  |
| OWEN TIPPETT        | 4       | 3 | 0 | 3   | -3  | 0   | 23 | 10     | 4  | 1  | 5   | 2   |
| CAM YORK            | 4       | 0 | 1 | 1   | -5  | 0   | 13 | 6      | 0  | 1  | 1   | 0   |
| EGOR ZAMULA         | 4       | 0 | 1 | 1   | -1  | 0   | 2  | 7      | 0  | 1  | 1   | 0   |

Also with career statistics vs. Devils: YAN ELLIS (10-0-2-2-0).

## GOALTENDING HISTORY vs. DEVILS

| GOALTENDER    | 2023-24 |    |    |      |        | CAREER |    |    |      |        |
|---------------|---------|----|----|------|--------|--------|----|----|------|--------|
|               | MIN     | GA | SO | GAA  | W L OT | MIN    | GA | SO | GAA  | W L OT |
| SAMUEL ERSSON | 181     | 7  | 1  | 2.31 | 2 1 0  | 241    | 14 | 1  | 3.48 | 2 2 0  |



## ALL-TIME RECORD

|               | GP  | W   | L   | O/T | OTL | PTS | GF  | GA  |
|---------------|-----|-----|-----|-----|-----|-----|-----|-----|
| DEVILS        | 260 | 128 | 109 | 23  | -   | 279 | 839 | 833 |
| at New Jersey | 132 | 68  | 48  | 16  | -   | 152 | 437 | 399 |
| at Pittsburgh | 128 | 60  | 61  | 7   | -   | 127 | 401 | 432 |

## 2023-24 SUMMARY

|            | GP | W | L | OT | PTS | GF | GA | SF | SA | PIM | PP         | SHG |
|------------|----|---|---|----|-----|----|----|----|----|-----|------------|-----|
| NEW JERSEY | 3  | 2 | 1 | 0  | 4   | 13 | 10 | 95 | 82 | 16  | 3-8.37.5%  | 1   |
| PITTSBURGH | 3  | 1 | 2 | 0  | 2   | 10 | 13 | 82 | 95 | 16  | 1-8, 12.5% | 0   |

| DATE     | GAME# | RES | SCORE | LOCATION     | GOALTENDERS       | W/D GOAL |
|----------|-------|-----|-------|--------------|-------------------|----------|
| 11/16/23 | 15    | W   | 5-2   | @ Pittsburgh | VANECE/Jarry      | BRATT    |
| 3/19/24  | 69    | W   | 5-2   | @ DEVILS     | ALLEN/Jarry       | HOLTZ    |
| 4/2/24   | 75    | L   | 6-3   | @ DEVILS     | ALLEN/Nedeljkovic | Rakell   |

## INDIVIDUAL SCORING vs. PENGUINS

| PLAYER             | 2023-24 |   |   |     |     | WITH DEVILS |    |    |   |    | CAREER |     |    |   |    |     |     |
|--------------------|---------|---|---|-----|-----|-------------|----|----|---|----|--------|-----|----|---|----|-----|-----|
|                    | GP      | G | A | PTS | +/- | PIM         | S  | GP | G | A  | PTS    | PIM | GP | G | A  | PTS | PIM |
| JAKE ALLEN         | 2       | 0 | 0 | 0   | 0   | -           | 0  | 0  | 0 | 0  | 0      | 0   | 12 | 0 | 0  | 0   | 0   |
| NATHAN BASTIAN     | 1       | 1 | 0 | 1   | 0   | 0           | 1  | 10 | 3 | 0  | 3      | 6   | 10 | 3 | 0  | 3   | 6   |
| JESPER BRATT       | 3       | 2 | 3 | 5   | 0   | 2           | 11 | 26 | 8 | 14 | 22     | 2   | 26 | 8 | 14 | 22  | 2   |
| NICK DESIMONE      | 1       | 0 | 0 | 0   | 3   | 0           | 0  | 1  | 0 | 0  | 0      | 0   | 1  | 0 | 0  | 0   | 0   |
| DOUGIE HAMILTON    | 1       | 0 | 1 | 1   | 1   | 2           | 1  | 8  | 4 | 6  | 10     | 2   | 26 | 4 | 11 | 15  | 8   |
| SANTERI HATAKKA    | 1       | 0 | 0 | 0   | -1  | 0           | 0  | 1  | 0 | 0  | 0      | 0   | 1  | 0 | 0  | 0   | 0   |
| ERIK HAULA         | 3       | 0 | 2 | 2   | 0   | 2           | 7  | 7  | 0 | 3  | 3      | 6   | 20 | 2 | 6  | 8   | 10  |
| NICO HISCHIER      | 2       | 0 | 2 | 2   | -2  | 0           | 6  | 22 | 7 | 13 | 20     | 2   | 22 | 7 | 13 | 20  | 2   |
| JACK HUGHES        | 2       | 0 | 2 | 2   | -1  | 0           | 8  | 20 | 8 | 10 | 18     | 2   | 20 | 8 | 10 | 18  | 2   |
| LUKE HUGHES        | 3       | 0 | 5 | 5   | 3   | 2           | 3  | 3  | 0 | 5  | 5      | 2   | 3  | 0 | 5  | 5   | 2   |
| CURTIS LAZAR       | 3       | 2 | 1 | 3   | 2   | 0           | 2  | 3  | 2 | 1  | 3      | 0   | 25 | 2 | 3  | 5   | 6   |
| TIMO MEIER         | 2       | 3 | 0 | 3   | -2  | 2           | 12 | 3  | 4 | 0  | 4      | 4   | 13 | 7 | 5  | 12  | 4   |
| DAWSON MERCER      | 3       | 2 | 1 | 3   | 0   | 0           | 6  | 11 | 7 | 4  | 11     | 0   | 11 | 7 | 4  | 11  | 0   |
| SIMON NEMEC        | 2       | 0 | 0 | 0   | -3  | 0           | 2  | 2  | 0 | 0  | 0      | 0   | 2  | 0 | 0  | 0   | 0   |
| ONDREJ PALAT       | 3       | 0 | 3 | 3   | 1   | 0           | 5  | 6  | 0 | 4  | 4      | 0   | 29 | 5 | 15 | 20  | 6   |
| JONAS SIEGENTHALER | 2       | 0 | 0 | 0   | -1  | 0           | 4  | 11 | 0 | 1  | 1      | 6   | 14 | 0 | 1  | 1   | 12  |
| MAX WILLMAN        | 3       | 0 | 0 | 0   | -1  | 0           | 3  | 3  | 0 | 0  | 0      | 0   | 5  | 0 | 0  | 0   | 0   |

Also with career statistics vs. Penguins: JACOB MARKSTROM (11-0-0-0-0 CAREER/0-0-0-0-0 WITH DEVILS, PAUL COFFER (4-1-1-2-0-0-0-0-0); BRENDEN DILLON (29-0-4-4-57/0-0-0-0-0); NOLAN FOOTE (1-1-0-1-0); JOHNATHAN KOVACEVIC (5-0-1-1-4/0-0-0-0-0); KURTIS MACDERMID (6-0-0-0-2/0-0-0-0-0); STEFAN NOESEN (16-3-5-8-16/3-3-6-7); BRETT PESCE (27-5-5-10-6/0-0-0-0-0); TOMAS TATAR (32-11-17-12/8-0-3-3-4).

## GOALTENDING HISTORY vs. PENGUINS

| GOALTENDER      | 2023-24 |    |    |      |        | WITH DEVILS |    |    |      |        | CAREER |    |    |      |        |
|-----------------|---------|----|----|------|--------|-------------|----|----|------|--------|--------|----|----|------|--------|
|                 | MIN     | GA | SO | GAA  | W L OT | MIN         | GA | SO | GAA  | W L OT | MIN    | GA | SO | GAA  | W L OT |
| JAKE ALLEN      | 119     | 7  | 0  | 3.52 | 1 1 0  | 119         | 7  | 0  | 3.52 | 1 1 0  | 692    | 42 | 0  | 3.64 | 5 5 2  |
| JACOB MARKSTROM | -       | -  | -  | -    | - - -  | -           | -  | -  | -    | - - -  | 661    | 25 | 1  | 2.27 | 7 4 0  |

| YEAR          | HOME            |                | ROAD             |                | TOTAL            |                  | GF-GA                  | SF-SA | PIM | PP/PK |
|---------------|-----------------|----------------|------------------|----------------|------------------|------------------|------------------------|-------|-----|-------|
|               | W-L-O/T         | W-L-O/T        | W-L-O/T          | W-L-O/T        |                  |                  |                        |       |     |       |
| 1982-83       | 1-0-2           | 2-1-1          | 3-1-3            | 26-23          | 170-208          | 173-179          | 8-34/8-32              |       |     |       |
| 1983-84       | 2-2-0           | 1-2-0          | 3-4-0            | 27-28          | 221-209          | 111-126          | 2-33/4-29              |       |     |       |
| 1984-85       | 2-1-0           | 3-1-0          | 5-2-0            | 34-25          | 250-191          | 131-113          | 7-30/3-29              |       |     |       |
| 1985-86       | 1-2-1           | 1-2-0          | 2-4-1            | 22-28          | 186-204          | 109-101          | 5-29/9-40              |       |     |       |
| 1986-87       | 2-1-0           | 2-2-0          | 4-3-0            | 31-34          | 187-248          | 162-140          | 12-28/11-34            |       |     |       |
| 1987-88       | 3-1-0           | 3-0-0          | 6-1-0            | 38-21          | 211-200          | 288-247          | 17-49/8-56             |       |     |       |
| 1988-89       | 1-1-1           | 0-3-1          | 1-4-2            | 24-29          | 242-206          | 326-283          | 7-51/10-54             |       |     |       |
| 1989-90       | 2-1-1           | 2-1-0          | 4-2-1            | 29-22          | 226-197          | 170-183          | 7-33/9-38              |       |     |       |
| 1990-91       | 3-0-0           | 0-4-0          | 3-4-0            | 31-37          | 241-204          | 186-188          | 9-39/8-36              |       |     |       |
| 1991-92       | 3-1-0           | 2-1-0          | 5-2-0            | 31-20          | 250-167          | 169-193          | 8-41/5-30              |       |     |       |
| 1992-93       | 1-3-1           | 1-3-0          | 2-6-1            | 25-33          | 275-282          | 212-179          | 6-49/10-55             |       |     |       |
| 1993-94       | 2-0-0           | 0-1-1          | 2-1-1            | 17-10          | 121-108          | 60-96            | 6-20/3-17              |       |     |       |
| 1994-95       | 0-0-2           | 0-1-0          | 0-1-2            | 8-11           | 121-78           | 49-53            | 2-17/6-12              |       |     |       |
| 1995-96       | 0-1-1           | 1-1-0          | 1-2-1            | 9-11           | 154-89           | 48-54            | 1-19/3-16              |       |     |       |
| 1996-97       | 1-1-0           | 2-0-0          | 3-1-0            | 13-12          | 121-90           | 54-75            | 1-16/3-11              |       |     |       |
| 1997-98       | 1-1-0           | 1-1-0          | 2-2-0            | 10-8           | 105-103          | 110-84           | 0-15/2-16              |       |     |       |
| 1998-99       | 2-1-0           | 2-0-0          | 4-1-0            | 17-13          | 153-100          | 43-41            | 3-15/3-16              |       |     |       |
| 1999-00       | 1-1-0           | 2-1-0          | 3-2-0            | 15-14          | 161-132          | 75-60            | 7-21/3-19              |       |     |       |
| 2000-01       | 0-2-1           | 1-1-0          | 1-3-1            | 21-17          | 168-116          | 83-76            | 3-18/2-10              |       |     |       |
| 2001-02       | 1-1-0           | 2-1-0          | 3-2-0            | 11-15          | 178-96           | 34-54            | 2-18/3-9               |       |     |       |
| 2002-03       | 2-1-0           | 2-0-0          | 4-1-0            | 14-10          | 182-100          | 29-39            | 1-16/1-10              |       |     |       |
| 2003-04       | 2-1-0           | 3-0-0          | 5-1-0            | 17-7           | 189-119          | 58-58            | 3-21/3-21              |       |     |       |
| 2005-06       | 3-0-1           | 2-2-0          | 5-2-1            | 30-27          | 278-227          | 98-108           | 10-48/7-44             |       |     |       |
| 2006-07       | 2-2-0           | 3-1-0          | 5-3-0            | 21-18          | 232-215          | 65-89            | 5-35/2-23              |       |     |       |
| 2007-08       | 1-3-0           | 3-1-0          | 4-4-0            | 17-28          | 210-220          | 93-96            | 7-37/11-34             |       |     |       |
| 2008-09       | 2-1-0           | 1-2-0          | 3-3-0            | 12-16          | 216-148          | 81-91            | 1-26/4-25              |       |     |       |
| 2009-10       | 3-0-0           | 3-0-0          | 6-0-0            | 22-5           | 165-187          | 82-86            | 3-17/0-21              |       |     |       |
| 2010-11       | 2-1-0           | 0-2-1          | 2-3-1            | 8-11           | 154-167          | 57-61            | 2-17/2-20              |       |     |       |
| 2011-12       | 2-1-0           | 1-2-0          | 3-3-0            | 16-18          | 145-203          | 90-38            | 2-16/6-22              |       |     |       |
| 2012-13       | 2-0-0           | 1-1-0          | 3-1-0            | 10-9           | 99-97            | 44-46            | 4-16/3-15              |       |     |       |
| 2013-14       | 2-0-0           | 0-2-0          | 2-2-0            | 8-8            | 118-92           | 19-27            | 0-11/0-7               |       |     |       |
| 2014-15       | 2-0-1           | 0-2-0          | 2-2-1            | 9-12           | 108-162          | 48-56            | 1-14/4-15              |       |     |       |
| 2015-16       | 1-1-0           | 1-1-0          | 2-2-0            | 8-8            | 104-121          | 32-36            | 2-14/2-12              |       |     |       |
| 2016-17       | 0-2-0           | 0-2-1          | 0-4-1            | 14-26          | 151-188          | 47-49            | 4-18/5-17              |       |     |       |
| 2017-18       | 1-0-1           | 2-0-0          | 3-1-0            | 13-10          | 145-122          | 30-34            | 3-9/0-12               |       |     |       |
| 2018-19       | 1-1-0           | 2-0-0          | 3-1-0            | 18-10          | 142-135          | 30-39            | 4-33/2-13              |       |     |       |
| 2019-20       | 1-1-0           | 0-1-0          | 1-2-0            | 5-10           | 80-113           | 27-25            | 2-9/0-10               |       |     |       |
| 2020-21       | 1-3-0           | 1-3-0          | 2-6-0            | 21-33          | 252-250          | 37-47            | 2-20/7-15              |       |     |       |
| 2021-22       | 0-2-0           | 2-0-0          | 2-2-0            | 14-10          | 125-130          | 34-34            | 3-14/1-14              |       |     |       |
| 2022-23       | 2-0-0           | 2-0-0          | 4-0-0            | 16-6           | 133-107          | 40-30            | 4-15/1-20              |       |     |       |
| 2023-24       | 1-1-0           | 1-0-0          | 2-1-0            | 8-8            | 95-82            | 16-16            | 3-8/1-8                |       |     |       |
| <b>TOTALS</b> | <b>62-42-13</b> | <b>58-48-6</b> | <b>120-90-19</b> | <b>744-701</b> | <b>7064-6319</b> | <b>3654-3630</b> | <b>179-969/175-931</b> |       |     |       |

# PITTSBURGH PENGUINS

PGP PAINTS ARENA • PITTSBURGH, PA  
(412) 642-1300 • Fax (412) 255-1980  
pittsburghpenguins.com



PENGUINS VS. DEVILS


**President of Hockey Operations & General Manager** ..... Kyle Dubas  
**Assistant General Manager** ..... Jason Spezza  
**Head Coach** ..... Mike Sullivan  
**Assistant Coaches** ..... Ty Hennes, David Quinn, Mike Velluci  
**Goaltending Coach** ..... Andy Chioldo

## 2023-24 LEADERS


**Goals** ..... Sydney Crosby, 42      **PIM** ..... Evgeni Malkin, 70  
**Assists** ..... Sydney Crosby, 52      **GAA** ..... Tristan Jarry, 2.91  
**Points** ..... Sydney Crosby, 94      **Wins** ..... Tristan Jarry, 19  
**+/-** ..... Marcus Pettersson, +28      **ShO** ..... Tristan Jarry, 6

## OTHER INFORMATION

**Leading Scorer vs. NJ** ..... Mario Lemieux, 47g-88a-135pts  
**Leading Scorer vs. Pit.** ..... Patrik Elias, 24g-46a-70pts  
**Last Trade** ..... Devils obtained John Marino in exchange for Ty Smith & a 2023 3rd-round draft pick on July 16, 2022  
**Stanley Cups** ..... 5 (last time, 2016-17)  
**2024-2025 Schedule vs. Pit.** ... Dec. 21 @ NJD, Feb. 4 @ PIT, Mar. 15 @ PIT & Apr. 11 @ NJD



**SULLIVAN**



**CROSBY**

## INDIVIDUAL SCORING VS. DEVILS

| PLAYER             | GP | 2023-24 |   |     |     |     | CAREER |    |    |    |     |     |
|--------------------|----|---------|---|-----|-----|-----|--------|----|----|----|-----|-----|
|                    |    | G       | A | PTS | +/- | PIM | S      | GP | G  | A  | PTS | PIM |
| NOEL ACCIARI       | 2  | 0       | 0 | 0   | -1  | 0   | 1      | 15 | 2  | 4  | 6   | 2   |
| EMIL BEMSTROM      | 2  | 0       | 0 | 0   | 0   | 0   | 1      | 11 | 0  | 1  | 1   | 2   |
| MICHAEL BUNTING    | 2  | 0       | 3 | 3   | 4   | 0   | 4      | 10 | 2  | 7  | 9   | 2   |
| SIDNEY CROSBY      | 3  | 2       | 2 | 4   | 0   | 2   | 10     | 85 | 41 | 51 | 92  | 74  |
| LARS ELLER         | 3  | 0       | 0 | 0   | -3  | 0   | 6      | 51 | 9  | 13 | 22  | 24  |
| RYAN GRAVES        | 2  | 0       | 0 | 0   | -3  | 0   | 1      | 5  | 0  | 0  | 0   | 2   |
| JONATHAN GRUDEN    | 1  | 0       | 0 | 0   | 0   | 0   | 1      | 1  | 0  | 0  | 0   | 0   |
| TRISTAN JARRY      | 2  | 0       | 0 | 0   | -   | 0   | 0      | 15 | 0  | 1  | 1   | 2   |
| ERIK KARLSSON      | 3  | 1       | 1 | 2   | 1   | 0   | 9      | 33 | 7  | 22 | 29  | 22  |
| KRIS LETANG        | 3  | 0       | 1 | 1   | -1  | 0   | 4      | 64 | 3  | 25 | 28  | 59  |
| JOHN LUDVIG        | 1  | 0       | 0 | 0   | 0   | 0   | 1      | 1  | 0  | 0  | 0   | 0   |
| EVGENI MALKIN      | 3  | 2       | 1 | 3   | 4   | 4   | 4      | 68 | 29 | 35 | 64  | 54  |
| ALEX NEDELJKOVIC   | 1  | 0       | 0 | 0   | -   | 0   | 0      | 4  | 0  | 0  | 0   | 0   |
| MATT NIETO         | 1  | 0       | 0 | 0   | -1  | 0   | 1      | 17 | 2  | 1  | 3   | 8   |
| DREW O'CONNOR      | 3  | 0       | 0 | 0   | -1  | 2   | 5      | 8  | 0  | 0  | 0   | 4   |
| MARCUS PETERSSON   | 3  | 1       | 1 | 2   | 3   | 0   | 5      | 24 | 1  | 7  | 8   | 4   |
| JESSE PULJUJARVI   | 1  | 0       | 0 | 0   | 0   | 0   | 2      | 7  | 0  | 3  | 3   | 6   |
| VALTTERI PUUSTINEN | 2  | 0       | 0 | 0   | -2  | 2   | 2      | 2  | 0  | 0  | 0   | 2   |
| RICKARD RAKELL     | 3  | 1       | 1 | 2   | 3   | 0   | 7      | 18 | 3  | 7  | 10  | 2   |
| BRYAN RUST         | 3  | 3       | 2 | 5   | 0   | 0   | 6      | 36 | 17 | 14 | 31  | 14  |
| RYAN SHEA          | 2  | 0       | 0 | 0   | 0   | 0   | 1      | 2  | 0  | 0  | 0   | 0   |
| JACK ST. IVANY     | 1  | 0       | 1 | 1   | 0   | 0   | 1      | 1  | 0  | 1  | 1   | 0   |

Also with career statistics vs. Devils: SEBASTIAN AHO (7-1-2-3-0); ANTHONY BEAUVILLIER (29-5-6-11-4); CODY GLASS (4-1-2-3-2); MATT GRZELCYK (24-5-8-13-16); KEVIN HAYES (35-8-13-21-24).

## GOALTENDING HISTORY vs. DEVILS

| GOALTENDER       | MIN | 2023-24 |    |      |   |   | CAREER |     |    |    |      |   |   |    |
|------------------|-----|---------|----|------|---|---|--------|-----|----|----|------|---|---|----|
|                  |     | GA      | SO | GAA  | W | L | OT     | MIN | GA | SO | GAA  | W | L | OT |
| TRISTAN JARRY    | 118 | 10      | 0  | 5.08 | 0 | 2 | 0      | 871 | 48 | 0  | 3.30 | 6 | 7 | 2  |
| ALEX NEDELJKOVIC | 60  | 3       | 0  | 3.00 | 1 | 0 | 0      | 238 | 11 | 1  | 2.77 | 3 | 1 | 0  |



ALL-TIME RECORD

|               | GP | W  | L  | O/T | OTL | PTS | GF  | GA  |
|---------------|----|----|----|-----|-----|-----|-----|-----|
| DEVILS        | 49 | 25 | 18 | 6   | -   | 56  | 141 | 129 |
| at New Jersey | 26 | 13 | 10 | 3   | -   | 29  | 76  | 66  |
| at San Jose   | 23 | 12 | 8  | 3   | -   | 27  | 65  | 63  |

2023-24 SUMMARY

|            | GP | W | L | OT | PTS | GF | GA | SF | SA | PIM | PP         | SHG |
|------------|----|---|---|----|-----|----|----|----|----|-----|------------|-----|
| NEW JERSEY | 2  | 1 | 1 | 0  | 2   | 10 | 8  | 91 | 49 | 2   | 1-4, 25.0% | 0   |
| SAN JOSE   | 2  | 1 | 1 | 0  | 2   | 8  | 10 | 49 | 91 | 8   | 0-1, 0.0%  | 0   |

| DATE    | GAME# | RES | SCORE | LOCATION   | GOALTENDERS               | W/D GOAL |
|---------|-------|-----|-------|------------|---------------------------|----------|
| 12/1/23 | 22    | L   | 6-3   | @ DEVILS   | SCHMID/Kahkonen           | Duclair  |
| 2/27/24 | 59    | W   | 7-2   | @ San Jose | DAWS/Blackwood, *Kahkonen | BAHL     |

\*Replaced Blackwood in 1st period

INDIVIDUAL SCORING vs. SHARKS

| PLAYER             | 2023-24 |   |   |     |     |     | WITH DEVILS |    |   |   |     |     | CAREER |   |   |     |     |   |
|--------------------|---------|---|---|-----|-----|-----|-------------|----|---|---|-----|-----|--------|---|---|-----|-----|---|
|                    | GP      | G | A | PTS | +/- | PIM | S           | GP | G | A | PTS | PIM | GP     | G | A | PTS | PIM |   |
| NATHAN BASTIAN     | 1       | 0 | 0 | 0   | -1  | 0   | 0           | 3  | 0 | 0 | 0   | 0   | 3      | 0 | 0 | 0   | 0   | 0 |
| JESPER BRATT       | 2       | 1 | 2 | 3   | 3   | 0   | 7           | 11 | 3 | 5 | 8   | 4   | 11     | 3 | 5 | 8   | 4   | 0 |
| NICO DAWS          | 1       | 0 | 0 | 0   | -   | 0   | 0           | 1  | 0 | 0 | 0   | 0   | 1      | 0 | 0 | 0   | 0   | 0 |
| ERIK HAULA         | 1       | 0 | 0 | 0   | -1  | 0   | 3           | 3  | 0 | 0 | 0   | 0   | 20     | 2 | 3 | 5   | 8   | 0 |
| NICO HISCHIER      | 2       | 1 | 3 | 4   | 3   | 0   | 9           | 12 | 2 | 8 | 10  | 0   | 12     | 2 | 8 | 10  | 0   | 0 |
| JACK HUGHES        | 2       | 2 | 2 | 4   | 1   | 0   | 17          | 7  | 3 | 2 | 5   | 2   | 7      | 3 | 2 | 5   | 2   | 0 |
| LUKE HUGHES        | 2       | 0 | 0 | 0   | -2  | 0   | 5           | 2  | 0 | 0 | 0   | 0   | 2      | 0 | 0 | 0   | 0   | 0 |
| SAMUEL LABERGE     | 1       | 0 | 0 | 0   | 0   | 0   | 0           | 1  | 0 | 0 | 0   | 0   | 1      | 0 | 0 | 0   | 0   | 0 |
| CURTIS LAZAR       | 2       | 0 | 0 | 0   | 0   | 0   | 3           | 2  | 0 | 0 | 0   | 0   | 13     | 1 | 2 | 3   | 0   | 0 |
| TIMO MEIER         | 2       | 0 | 2 | 2   | 0   | 0   | 6           | 2  | 0 | 2 | 2   | 0   | 2      | 0 | 2 | 2   | 0   | 0 |
| DAWSON MERCER      | 2       | 2 | 0 | 2   | -2  | 0   | 5           | 6  | 3 | 0 | 3   | 0   | 6      | 3 | 0 | 3   | 0   | 0 |
| SIMON NEMEC        | 2       | 0 | 2 | 2   | -1  | 0   | 4           | 2  | 0 | 2 | 2   | 0   | 2      | 0 | 2 | 2   | 0   | 0 |
| ONDREJ PALAT       | 2       | 1 | 1 | 2   | 4   | 0   | 7           | 4  | 1 | 2 | 3   | 0   | 18     | 3 | 7 | 10  | 6   | 0 |
| JONAS SIEGENTHALER | 2       | 0 | 1 | 1   | 0   | 0   | 1           | 6  | 0 | 1 | 1   | 0   | 6      | 0 | 1 | 1   | 0   | 0 |

Also with career statistics vs. Sharks: JAKE ALLEN (14-0-0-0-0 CAREER/0-0-0-0-0 W/ DEVILS)JACOB MARKSTROM (15-0-1-1-4 CAREER/0-0-0-0-0 WITH DEVILS, PAUL COTTER (7-1-0-1-2/0-0-0-0-0); BRENDEN DILLON (16-1-2-3-8/0-0-0-0-0); NOLAN FOOTE (1-0-0-0-0-0);DOUGIE HAMILTON (25-3-8-11-18/3-0-1-1-2); JOHNATHAN KOVACEVIC (3-1-0-1-2/0-0-0-0-0); KURTIS MACDERMID (20-0-1-1-27/0-0-0-0-0); STEFAN NOESEN (8-1-2-3-2/3-0-0-0-2); BRETT PESCE (15-1-3-4-4/0-0-0-0-0); TOMAS TATAR (21-5-2-7-2/4-1-0-1-2).

GOALTENDING HISTORY vs. SHARKS

| GOALTENDER      | 2023-24 |    |    |      |   |   | WITH DEVILS |     |    |    |      |   | CAREER |    |     |    |    |      |   |   |    |
|-----------------|---------|----|----|------|---|---|-------------|-----|----|----|------|---|--------|----|-----|----|----|------|---|---|----|
|                 | MIN     | GA | SO | GAA  | W | L | OT          | MIN | GA | SO | GAA  | W | L      | OT | MIN | GA | SO | GAA  | W | L | OT |
| JAKE ALLEN      | -       | -  | -  | -    | - | - | -           | -   | -  | -  | -    | - | -      | -  | 832 | 31 | 1  | 2.23 | 7 | 5 | 2  |
| NICO DAWS       | 60      | 2  | 0  | 2.00 | 1 | 0 | 0           | 60  | 2  | 0  | 2.00 | 1 | 0      | 0  | 60  | 2  | 0  | 2.00 | 1 | 0 | 0  |
| JACOB MARKSTROM | -       | -  | -  | -    | - | - | -           | -   | -  | -  | -    | - | -      | -  | 842 | 44 | 0  | 3.13 | 6 | 8 | 1  |

| YEAR          | HOME W-L-O/T   | ROAD W-L-O/T  | TOTAL W-L-O/T  | GF-GA          | SF-SA            | PIM            | PP/PK                |
|---------------|----------------|---------------|----------------|----------------|------------------|----------------|----------------------|
| 1991-92       | 2-0-0          | 0-1-0         | 2-1-0          | 15-6           | 109-81           | 87-96          | 4-16/2-15            |
| 1992-93       | 1-0-0          | 1-0-0         | 2-0-0          | 11-1           | 89-59            | 36-46          | 4-10/0-5             |
| 1993-94       | 0-1-0          | 1-0-0         | 1-1-0          | 4-5            | 47-41            | 21-21          | 1-3/1-3              |
| 1994-95       | 0-0-0          | 0-0-0         | 0-0-0          | 0-0            | 0-0              | 0-0            | 0-0/0-0              |
| 1995-96       | 0-1-0          | 0-0-1         | 0-1-1          | 4-5            | 70-42            | 53-49          | 1-9/0-11             |
| 1996-97       | 1-0-0          | 1-0-0         | 2-0-0          | 6-2            | 65-48            | 12-28          | 2-9/0-4              |
| 1997-98       | 0-1-0          | 1-0-0         | 1-1-0          | 7-6            | 45-38            | 76-84          | 4-15/3-11            |
| 1998-99       | 0-0-1          | 0-1-0         | 0-1-1          | 4-6            | 67-47            | 12-10          | 2-5/2-6              |
| 1999-00       | 1-0-0          | 0-1-0         | 1-1-0          | 6-5            | 76-41            | 44-62          | 0-7/0-6              |
| 2000-01       | 0-1-0          | 1-0-0         | 1-1-0          | 5-5            | 44-41            | 35-24          | 1-8/2-8              |
| 2001-02       | 1-0-0          | 0-0-0         | 1-0-0          | 6-1            | 37-25            | 17-21          | 2-6/0-4              |
| 2002-03       | 0-0-0          | 1-0-0         | 1-0-0          | 5-4            | 36-36            | 17-9           | 0-1/1-5              |
| 2003-04       | 1-0-0          | 0-0-0         | 1-0-0          | 3-2            | 32-15            | 2-6            | 0-3/0-1              |
| 2005-06       | 0-0-0          | 0-0-0         | 0-0-0          | 0-0            | 0-0              | 0-0            | 0-0/0-0              |
| 2006-07       | 0-0-0          | 0-1-0         | 0-1-0          | 0-2            | 24-27            | 4-6            | 0-3/0-2              |
| 2007-08       | 1-0-0          | 0-0-0         | 1-0-0          | 3-2            | 20-32            | 8-2            | 0-1/1-4              |
| 2008-09       | 1-0-0          | 0-0-0         | 1-0-0          | 6-5            | 29-32            | 10-16          | 3-8/2-5              |
| 2009-10       | 0-0-0          | 1-0-0         | 1-0-0          | 4-3            | 25-20            | 2-6            | 1-3/1-1              |
| 2010-11       | 1-0-0          | 0-1-0         | 1-1-0          | 4-6            | 52-71            | 42-30          | 2-9/1-5              |
| 2011-12       | 0-0-1          | 0-0-0         | 0-0-1          | 3-4            | 19-41            | 15-13          | 1-4/0-5              |
| 2012-13       | 0-0-0          | 0-0-0         | 0-0-0          | 0-0            | 0-0              | 0-0            | 0-0/0-0              |
| 2013-14       | 0-1-0          | 0-1-0         | 0-2-0          | 3-6            | 42-52            | 8-10           | 1-5/0-4              |
| 2014-15       | 0-1-0          | 1-0-0         | 1-1-0          | 7-6            | 71-68            | 21-17          | 1-6/2-8              |
| 2015-16       | 0-0-1          | 1-0-0         | 1-0-1          | 4-2            | 48-64            | 10-16          | 1-7/0-4              |
| 2016-17       | 0-1-0          | 0-1-0         | 0-2-0          | 1-8            | 48-79            | 27-15          | 0-5/1-11             |
| 2017-18       | 0-1-0          | 0-1-0         | 0-2-0          | 2-9            | 56-58            | 14-18          | 2-9/2-6              |
| 2018-19       | 1-0-0          | 0-1-0         | 1-1-0          | 5-7            | 60-73            | 10-20          | 1-10/1-5             |
| 2019-20       | 1-0-0          | 0-0-1         | 1-0-1          | 4-4            | 48-67            | 19-27          | 1-10/0-6             |
| 2020-21       |                |               |                |                |                  |                |                      |
| DID NOT PLAY  |                |               |                |                |                  |                |                      |
| 2021-22       | 0-1-0          | 1-0-0         | 1-1-0          | 4-7            | 62-58            | 12-10          | 0-5/2-6              |
| 2022-23       | 1-0-0          | 1-0-0         | 2-0-0          | 5-4            | 77-54            | 12-10          | 1-4/1-5              |
| 2023-24       | 0-1-0          | 1-0-0         | 1-1-0          | 10-8           | 91-49            | 2-8            | 1-4/0-1              |
| <b>TOTALS</b> | <b>13-10-3</b> | <b>12-8-3</b> | <b>25-18-6</b> | <b>141-129</b> | <b>1489-1359</b> | <b>626-680</b> | <b>35-185/25-158</b> |

# SAN JOSE SHARKS

SAP CENTER AT SAN JOSE • SAN JOSE, CA  
(408) 287-7070 • Fax (408) 999-5797  
sjsharks.com



**General Manager** .....Mike Grier  
**Assistant General Managers** .....Joe Will, Tom Holy, Ryane Clowe  
**Head Coach** ..... Ryan Warofsky  
**Assistant Coaches** .....Brian Wiseman, Doug Houda, Jeff Ulmer  
**Director of Goaltending** .....Evgeni Nabokov  
**Goaltending Coach** .....Thomas Speer

## 2023-24 LEADERS


**Goals** ..... Fabian Zetterlund, 24      **PIM** .....Luke Kunin, 83  
**Assists** ..... Mikael Granlund, 48      **GAA** ...Mackenzie Blackwood, 3.45  
**Points** ..... Mikael Granlund, 60      **Wins** .....Mackenzie Blackwood, 10  
**+/-** .....Logan Couture & 7 others, 0      **ShO** ..... Mackenzie Blackwood, 2

## OTHER INFORMATION

**Leading Scorer vs. NJ** .....Patrick Marleau, 11g-9a-20pts  
**Leading Scorer vs. SJ** .....Patrik Elias, 10g-10a-20pts  
**Last Trade** .....Devils acquired a 2024 3rd round draft-pick & 2025 6th round draft-pick in exchange for a 2024 3rd-round selection on June 29, 2024.  
**Stanley Cups** .....None  
**2024-2025 Schedule vs. SJ** .....Nov. 10 @ NJD & Jan. 4 @ SJS



**WAROFSKY**



**COUTURE**

## INDIVIDUAL SCORING vs. DEVILS

| PLAYER               | 2023-24 |   |   |     |     |     |   |    | CAREER |   |     |     |
|----------------------|---------|---|---|-----|-----|-----|---|----|--------|---|-----|-----|
|                      | GP      | G | A | PTS | +/- | PIM | S | GP | G      | A | PTS | PIM |
| JUSTIN BAILEY        | 2       | 1 | 1 | 2   | 0   | 0   | 4 | 3  | 1      | 1 | 2   | 0   |
| MATT BENNING         | 1       | 0 | 1 | 1   | 3   | 2   | 0 | 13 | 2      | 5 | 7   | 6   |
| MACKENZIE BLACKWOOD1 | 0       | 0 | 0 | 0   | -   | 0   | 0 | 1  | 0      | 0 | 0   | 0   |
| RYAN CARPENTER       | 2       | 0 | 2 | 2   | -1  | 0   | 2 | 11 | 1      | 3 | 4   | 5   |
| WILLIAM EKLUND       | 2       | 1 | 0 | 1   | -1  | 0   | 3 | 2  | 1      | 0 | 1   | 0   |
| MARIO FERRARO        | 2       | 0 | 1 | 1   | 1   | 0   | 4 | 8  | 1      | 2 | 3   | 2   |
| MIKAEL GRANLUND      | 2       | 1 | 2 | 3   | 0   | 0   | 2 | 20 | 9      | 9 | 18  | 7   |
| LUKE KUNIN           | 1       | 0 | 0 | 0   | -2  | 0   | 1 | 8  | 1      | 1 | 2   | 0   |
| JAN RUTTA            | 1       | 0 | 0 | 0   | 0   | 0   | 3 | 9  | 2      | 6 | 8   | 8   |
| GIVANI SMITH         | 1       | 0 | 0 | 0   | 0   | 0   | 0 | 1  | 0      | 0 | 0   | 0   |
| NICO STURM           | 2       | 1 | 0 | 1   | 2   | 0   | 1 | 7  | 2      | 0 | 2   | 2   |
| HENRY THRUN          | 1       | 0 | 1 | 1   | -1  | 2   | 0 | 1  | 0      | 1 | 1   | 2   |
| FABIAN ZETTERLUND    | 2       | 0 | 0 | 0   | -1  | 0   | 4 | 2  | 0      | 0 | 0   | 0   |

Also with career statistics vs. Devils: ANTHONY DUCLAIR (16-2-5-7-0); MIKEAL GRANLUND (18-8-7-15-7); MIKE HOFFMAN (22-8-9-17-4); JACOB MACDONALD (1-0-0-0-0); JACOB PETERSON (2-1-0-1-0); JAN RUTTA (8-2-6-8-8); FILIP ZADINA (1-0-0-0-0).

## GOALTENDING HISTORY vs. DEVILS

| GOALTENDER          | 2023-24 |    |    |      |   |   |    | CAREER |    |    |      |   |   |    |
|---------------------|---------|----|----|------|---|---|----|--------|----|----|------|---|---|----|
|                     | MIN     | GA | SO | GAA  | W | L | OT | MIN    | GA | SO | GAA  | W | L | OT |
| MACKENZIE BLACKWOOD | 17      | 0  | 0  | 0.00 | 0 | 0 | 0  | 17     | 0  | 0  | 0.00 | 0 | 0 | 0  |
| VITEK VANECEK       | -       | -  | -  | -    | - | - | -  | 365    | 14 | 0  | 2.30 | 6 | 0 | 0  |



### ALL-TIME RECORD

|               | GP | W | L | O/T | OTL | PTS | GF | GA |
|---------------|----|---|---|-----|-----|-----|----|----|
| <b>DEVILS</b> | 6  | 4 | 0 | 2   | -   | 8   | 18 | 13 |
| at New Jersey | 3  | 3 | 0 | 0   | 0   | 6   | 10 | 4  |
| at Seattle    | 3  | 1 | 0 | 2   | -   | 2   | 8  | 9  |

### 2023-24 SUMMARY

|            | GP | W | L | OT | PTS | GF | GA | SF | SA | PIM | PP         | SHG |
|------------|----|---|---|----|-----|----|----|----|----|-----|------------|-----|
| NEW JERSEY | 2  | 2 | 0 | 0  | 4   | 5  | 2  | 54 | 66 | 10  | 1-8, 12.5% | 0   |
| SEATTLE    | 2  | 0 | 2 | 0  | 0   | 2  | 5  | 66 | 54 | 16  | 0-5, 0.0%  | 0   |

| DATE    | GAME# | RES | SCORE | LOCATION  | GOALTENDERS     | W/D GOAL  |
|---------|-------|-----|-------|-----------|-----------------|-----------|
| 12/7/23 | 24    | W   | 2-1   | @ Seattle | SCHMID/Grubauer | NEMEC     |
| 2/12/24 | 51    | W   | 3-1   | @ DEVILS  | DAWS/Daccord    | J. HUGHES |

### INDIVIDUAL SCORING vs. KRAKEN

| PLAYER             | 2023-24 |   |   |     |     |     |    | WITH DEVILS |   |   |     |     | CAREER |   |   |     |     |
|--------------------|---------|---|---|-----|-----|-----|----|-------------|---|---|-----|-----|--------|---|---|-----|-----|
|                    | GP      | G | A | PTS | +/- | PIM | S  | GP          | G | A | PTS | PIM | GP     | G | A | PTS | PIM |
| NATHAN BASTIAN     | 1       | 0 | 0 | 0   | -1  | 0   | 0  | 4           | 0 | 1 | 1   | 2   | 4      | 0 | 1 | 1   | 2   |
| JESPER BRATT       | 2       | 0 | 1 | 1   | 2   | 0   | 3  | 6           | 1 | 3 | 4   | 0   | 4      | 1 | 2 | 3   | 0   |
| NICO DAWS          | 1       | 0 | 0 | 0   | -   | 0   | 0  | 2           | 0 | 0 | 0   | 0   | -      | - | - | -   | -   |
| SANTERI HATAKKA    | 1       | 0 | 1 | 1   | 1   | 0   | 2  | 1           | 0 | 1 | 1   | 0   | 4      | 2 | 0 | 2   | 4   |
| ERIK HAULA         | 2       | 0 | 1 | 1   | 0   | 2   | 4  | 4           | 1 | 2 | 3   | 4   | 5      | 1 | 3 | 4   | 4   |
| NICO HISCHIER      | 2       | 0 | 2 | 2   | 1   | 0   | 3  | 6           | 1 | 4 | 5   | 0   | 6      | 1 | 4 | 5   | 0   |
| JACK HUGHES        | 2       | 1 | 1 | 2   | 0   | 0   | 11 | 4           | 1 | 3 | 4   | 0   | 4      | 1 | 3 | 4   | 0   |
| LUKE HUGHES        | 2       | 0 | 0 | 0   | 0   | 0   | 3  | 2           | 0 | 0 | 0   | 0   | 2      | 0 | 0 | 0   | 0   |
| CURTIS LAZAR       | 2       | 0 | 0 | 0   | 1   | 0   | 1  | 2           | 0 | 0 | 0   | 0   | 6      | 0 | 1 | 1   | 2   |
| TIMO MEIER         | 2       | 0 | 1 | 1   | 1   | 0   | 6  | 3           | 0 | 0 | 5   | 3   | 3      | 0 | 0 | 0   | 5   |
| DAWSON MERCER      | 2       | 1 | 0 | 1   | 1   | 0   | 2  | 6           | 2 | 1 | 3   | 0   | 7      | 4 | 1 | 5   | 0   |
| SIMON NEMEC        | 2       | 1 | 0 | 1   | 1   | 0   | 5  | 2           | 1 | 0 | 1   | 0   | 2      | 1 | 0 | 1   | 0   |
| ONDREJ PALAT       | 2       | 1 | 0 | 1   | 1   | 0   | 6  | 4           | 1 | 3 | 4   | 0   | 6      | 1 | 5 | 6   | 2   |
| JONAS SIEGENTHALER | 1       | 0 | 1 | 1   | 1   | 0   | 0  | 4           | 0 | 1 | 1   | 5   | 4      | 0 | 1 | 1   | 5   |

Also with career statistics vs. Kraken: JAKE ALLEN (2-0-0-0-0 CAREER/0-0-0-0-0-0 W/ DEVILS) JACOB MARKSTROM (6-0-0-0-0 CAREER/0-0-0-0-0 WITH DEVILS, PAUL COTTER (6-0-0-0-6/0-0-0-0-0); BRENDEN DILLON (9-0-0-0-8/0-0-0-0-0); DOUGIE HAMILTON (4-2-0-2-4/4-2-0-2-4); JOHNATHAN KOVACEVIC (3-1-0-1-0/0-0-0-0-0); KURTIS MACDERMID (5-0-0-0-10/0-0-0-0-0); STEFAN NOESEN (4-1-4-5-6/0-0-0-0-0); BRETT PESCE (5-0-1-1-0/0-0-0-0-0); TOMAS TATAR (7-0-4-4-2/4-0-2-2-2).

### GOALTENDING HISTORY vs. KRAKEN

| GOALTENDER      | 2023-24 |    |    |      |   |   |    | WITH DEVILS |    |    |      |   |   |    | CAREER |    |    |      |   |   |    |
|-----------------|---------|----|----|------|---|---|----|-------------|----|----|------|---|---|----|--------|----|----|------|---|---|----|
|                 | MIN     | GA | SO | GAA  | W | L | OT | MIN         | GA | SO | GAA  | W | L | OT | MIN    | GA | SO | GAA  | W | L | OT |
| JAKE ALLEN      | -       | -  | -  | -    | - | - | -  | -           | -  | -  | -    | - | - | -  | 120    | 7  | 0  | 3.50 | 1 | 1 | 0  |
| NICO DAWS       | 59      | 1  | 0  | 1.00 | 1 | 0 | 0  | 59          | 1  | 0  | 1.00 | 1 | 0 | 0  | 124    | 4  | 0  | 1.93 | 1 | 0 | 1  |
| JACOB MARKSTROM | -       | -  | -  | -    | - | - | -  | -           | -  | -  | -    | - | - | -  | 335    | 15 | 0  | 2.68 | 3 | 2 | 0  |

| YEAR          | HOME         | ROAD         | TOTAL        | GF-GA        | SF-SA          | PIM          | PP/PK            |
|---------------|--------------|--------------|--------------|--------------|----------------|--------------|------------------|
|               | W-L-O/T      | W-L-O/T      | W-L-O/T      |              |                |              |                  |
| 2020-21       | DID NOT PLAY |              |              |              |                |              |                  |
| 2021-22       | 1-0-0        | 0-0-1        | 1-0-1        | 7-5          | 59-55          | 41-47        | 0-6/2-8          |
| 2022-23       | 1-0-0        | 0-0-1        | 1-0-1        | 6-5          | 59-55          | 12-14        | 2-5/0-4          |
| 2023-24       | 1-0-0        | 1-0-0        | 2-0-0        | 5-2          | 54-66          | 10-16        | 1-8/0-5          |
| <b>TOTALS</b> | <b>3-0-0</b> | <b>1-0-2</b> | <b>4-0-2</b> | <b>18-13</b> | <b>170-195</b> | <b>63-77</b> | <b>3-19/2-17</b> |





ALL-TIME RECORD

|               | GP  | W  | L  | O/T | OTL | PTS | GF  | GA  |
|---------------|-----|----|----|-----|-----|-----|-----|-----|
| DEVILS        | 118 | 41 | 59 | 14  | 4   | 100 | 352 | 402 |
| at New Jersey | 59  | 1  | 34 | 7   | 2   | 61  | 176 | 159 |
| at St. Louis  | 59  | 15 | 35 | 7   | 2   | 39  | 176 | 243 |

2023-24 SUMMARY

|            | GP | W | L | OT | PTS | GF | GA | SF | SA | PIM | PP       | SHG |
|------------|----|---|---|----|-----|----|----|----|----|-----|----------|-----|
| NEW JERSEY | 2  | 1 | 1 | 0  | 2   | 5  | 5  | 67 | 59 | 12  | 1-3, 33% | 0   |
| ST. LOUIS  | 2  | 1 | 1 | 0  | 2   | 5  | 5  | 59 | 67 | 8   | 0-5, 0%  | 0   |

| DATE    | GAME# | RES | SCORE | LOCATION   | GOALTENDERS       | W/D GOAL |
|---------|-------|-----|-------|------------|-------------------|----------|
| 11/3/23 | 10    | L   | 1-4   | @ St.Louis | SCHMID/Binnington | Hayes    |
| 3/7/24  | 63    | W   | 4-1   | @ DEVILS   | DAWS/Binnington   | MEIER    |

INDIVIDUAL SCORING vs. BLUES

| PLAYER              | 2023-24 |   |   |     |     |     |    | WITH DEVILS |    |   |     |     | CAREER |    |   |     |     |    |
|---------------------|---------|---|---|-----|-----|-----|----|-------------|----|---|-----|-----|--------|----|---|-----|-----|----|
|                     | GP      | G | A | PTS | +/- | PIM | S  | GP          | G  | A | PTS | PIM | GP     | G  | A | PTS | PIM |    |
| JAKE ALLEN          | 1       | 0 | 0 | 0   | -   | 0   | 0  | 0           | 0  | 0 | 0   | 0   | 4      | 0  | 0 | 0   | 0   | 0  |
| NATHAN BASTIAN      | 1       | 0 | 0 | 0   | 1-  | 0   | 3  | 5           | 0  | 0 | 0   | 0   | 4      | 0  | 0 | 0   | 0   | 0  |
| JESPER BRATT        | 2       | 0 | 0 | 0   | 0   | 2-  | 0  | 4           | 11 | 1 | 3   | 4   | 2      | 11 | 1 | 3   | 4   | 2  |
| PAUL COTTER         | 1       | 0 | 0 | 0   | 0   | 1-  | 0  | 2           | 0  | 0 | 0   | 0   | 0      | 0  | 0 | 0   | 0   | 0  |
| NICO DAWS           | 1       | 0 | 0 | 0   | 0   | 0   | 0  | 0           | 2  | 0 | 0   | 0   | 0      | 2  | 0 | 0   | 0   | 0  |
| BRENDEN DILLON      | 3       | 1 | 0 | 1   | 4   | 2   | 5  | 0           | -  | - | -   | -   | 37     | 2  | 4 | 6   | 11  | 0  |
| DOUGIE HAMILTON     | 1       | 0 | 0 | 0   | 2-  | 0   | 5  | 5           | 1  | 1 | 2   | 4   | 20     | 2  | 6 | 8   | 12  | 8  |
| ERIK HAULA          | 2       | 1 | 0 | 1   | 0   | 0   | 4  | 5           | 2  | 1 | 3   | 0   | 29     | 8  | 8 | 16  | 8   | 12 |
| NICO HISCHIER       | 1       | 0 | 2 | 2   | 3   | 0   | 5  | 11          | 4  | 5 | 9   | 4   | 11     | 4  | 5 | 9   | 4   | 4  |
| JACK HUGHES         | 2       | 0 | 1 | 1   | 1   | -   | 0  | 7           | 2  | 3 | 5   | 0   | 7      | 2  | 3 | 5   | 0   | 0  |
| LUKE HUGHES         | 2       | 0 | 0 | 0   | 3-  | 2   | 1  | 2           | 0  | 0 | 0   | 2   | 2      | 0  | 0 | 0   | 0   | 2  |
| JOHNATHAN KOVACEVIC | 2       | 0 | 0 | 0   | 2-  | 5   | 1  | -           | -  | - | -   | -   | 5      | 0  | 1 | 1   | 9   | 9  |
| CURTIS LAZAR        | 2       | 1 | 0 | 1   | 1   | 2   | 3  | 3           | 2  | 0 | 2   | 2   | 13     | 1  | 1 | 2   | 6   | 6  |
| KURTIS MACDERMID    | 1       | 1 | 0 | 0   | 0   | 2   | 1  | 1           | 0  | 0 | 0   | 2   | 15     | 0  | 1 | 1   | 10  | 10 |
| JACOB MARKSTROM     | 2       | 2 | 0 | 0   | 0   | 0   | 0  | -           | -  | - | -   | -   | 16     | 0  | 0 | 0   | 0   | 0  |
| DAWSON MERCER       | 2       | 0 | 0 | 0   | 2-  | 0   | 6  | 7           | 2  | 0 | 2   | 4   | 7      | 2  | 0 | 2   | 4   | 4  |
| TIMO MEIER          | 2       | 3 | 1 | 4   | 1   | 0   | 14 | 3           | 3  | 1 | 4   | 0   | 21     | 9  | 6 | 15  | 8   | 15 |
| SIMON NEMEC         | 1       | 1 | 0 | 0   | 0   | 1-  | 0  | 1           | 1  | 0 | 0   | 0   | 1      | 0  | 0 | 0   | 0   | 0  |
| STEFAN NOESEN       | 2       | 0 | 0 | 0   | 2-  | 0   | 4  | 3           | 0  | 0 | 0   | 0   | 11     | 2  | 0 | 2   | 2   | 2  |
| ONDREJ PALAT        | 2       | 0 | 2 | 2   | 1   | 0   | 3  | 5           | 0  | 2 | 2   | 0   | 20     | 1  | 3 | 4   | 6   | 6  |
| BRETT PESCE         | 1       | 0 | 0 | 0   | 0   | 0   | 0  | 0           | 0  | 0 | 0   | 0   | 13     | 0  | 1 | 1   | 4   | 4  |
| JONAS SIEGENTHALER  | 2       | 0 | 0 | 0   | 0   | 1   | 0  | 1           | 7  | 0 | 1   | 1   | 2      | 0  | 0 | 1   | 1   | 4  |
| TOMAS TATAR         | 2       | 0 | 0 | 0   | 0   | 1-  | 2  | 4           | 0  | 1 | 1   | 0   | 22     | 3  | 8 | 11  | 16  | 16 |

Also with career statistics vs. Blues: MAX WILLMAN (W/ NJD - - - - /2-0-0-0-0-0).

GOALTENDING HISTORY vs. BLUES

| GOALTENDER       | 2023-24 |    |    |      |        | WITH DEVILS |    |    |      |        | CAREER |    |    |      |        |
|------------------|---------|----|----|------|--------|-------------|----|----|------|--------|--------|----|----|------|--------|
|                  | MIN     | GA | SO | GAA  | W L OT | MIN         | GA | SO | GAA  | W L OT | MIN    | GA | SO | GAA  | W L OT |
| JAKE ALLEN       | 60      | 7  | 0  | 7.00 | 1 0 0  | -           | -  | -  | -    | -      | 240    | 19 | 0  | 4.75 | 2 2 0  |
| NICO DAWS        | 60      | 1  | 0  | 1.00 | 1 0 0  | 121         | 3  | 0  | 1.49 | 2 0 0  | 121    | 3  | 0  | 1.49 | 2 0 0  |
| OJACOB MARKSTROM | 119     | 6  | 0  | 3.03 | 0 2 0  | -           | -  | -  | -    | -      | 920    | 46 | 0  | 3.00 | 4 9 2  |

| YEAR    | HOME    |         | ROAD     |         | TOTAL        |           | GF-GA         | SF-SA     | PIM | PP/PK |
|---------|---------|---------|----------|---------|--------------|-----------|---------------|-----------|-----|-------|
|         | W-L-O/T | W-L-O/T | W-L-O/T  | W-L-O/T |              |           |               |           |     |       |
| 1982-83 | 0-0-1   | 0-0-0   | 0-2-1    | 0-2-1   | 6-15         | 63-96     | 60-62         | 0-11/3-10 |     |       |
| 1983-84 | 0-2-0   | 0-1-0   | 0-3-0    | 0-3-0   | 12-15        | 82-82     | 63-49         | 4-12/3-14 |     |       |
| 1984-85 | 0-0-1   | 0-2-0   | 0-2-1    | 0-2-1   | 11-20        | 91-96     | 38-51         | 1-15/4-10 |     |       |
| 1985-86 | 1-1-0   | 0-1-0   | 1-2-0    | 1-2-0   | 6-7          | 103-86    | 24-34         | 2-15/1-10 |     |       |
| 1986-87 | 0-1-0   | 2-0-0   | 2-1-0    | 2-1-0   | 13-11        | 74-109    | 60-53         | 1-8/2-10  |     |       |
| 1987-88 | 2-0-0   | 1-0-0   | 3-0-0    | 2-1-0   | 17-7         | 80-61     | 48-50         | 3-12/2-16 |     |       |
| 1988-89 | 1-0-0   | 2-0-0   | 2-1-0    | 2-1-0   | 10-11        | 73-83     | 51-39         | 3-10/4-18 |     |       |
| 1989-90 | 2-0-0   | 0-1-0   | 2-1-0    | 2-1-0   | 5-10         | 81-78     | 71-70         | 1-11/2-11 |     |       |
| 1990-91 | 0-1-0   | 1-1-0   | 1-2-0    | 1-1-1   | 11-11        | 99-86     | 76-70         | 5-11/1-13 |     |       |
| 1991-92 | 2-0-0   | 0-1-0   | 2-1-0    | 2-1-0   | 12-9         | 110-73    | 95-104        | 2-14/2-21 |     |       |
| 1992-93 | 1-0-0   | 0-0-1   | 1-0-1    | 1-0-1   | 6-5          | 73-63     | 40-38         | 1-11/3-12 |     |       |
| 1993-94 | 1-0-0   | 0-0-1   | 1-0-1    | 1-0-1   | 11-7         | 76-62     | 44-38         | 2-6/4-9   |     |       |
| 1994-95 | 0-0-0   | 0-0-0   | 0-0-0    | 0-0-0   | 0-0          | 0-0       | 0-0           | 0-0/0-0   |     |       |
| 1995-96 | 1-0-0   | 0-0-1   | 1-0-1    | 1-0-1   | 8-6          | 52-64     | 26-26         | 1-6/2-6   |     |       |
| 1996-97 | 0-1-0   | 1-0-0   | 1-1-0    | 1-1-0   | 5-5          | 53-53     | 6-10          | 0-4/0-2   |     |       |
| 1997-98 | 0-1-0   | 0-0-1   | 0-1-1    | 0-1-1   | 5-7          | 46-51     | 37-39         | 1-8/2-7   |     |       |
| 1998-99 | 1-0-0   | 1-0-0   | 2-0-0    | 2-0-0   | 6-2          | 47-61     | 16-20         | 2-7/1-5   |     |       |
| 1999-00 | 1-0-0   | 0-1-0   | 1-1-0    | 1-1-0   | 3-4          | 50-54     | 18-20         | 0-9/1-8   |     |       |
| 2000-01 | 0-0-0   | 0-1-0   | 0-1-0    | 0-1-0   | 3-4          | 31-25     | 10-4          | 1-1/1-4   |     |       |
| 2001-02 | 1-0-0   | 0-0-0   | 1-0-0    | 1-0-0   | 2-1          | 24-28     | 4-6           | 0-3/0-2   |     |       |
| 2002-03 | 1-0-0   | 1-0-0   | 2-0-0    | 2-0-0   | 7-4          | 61-46     | 6-10          | 0-5/0-3   |     |       |
| 2003-04 | 0-0-0   | 1-0-0   | 1-0-0    | 1-0-0   | 4-1          | 25-31     | 14-18         | 0-4/0-2   |     |       |
| 2005-06 | 0-0-0   | 0-0-0   | 1-0-0    | 1-0-0   | 5-3          | 20-29     | 14-24         | 1-2/1-2   |     |       |
| 2006-07 | 0-1-0   | 0-0-0   | 0-1-0    | 0-1-0   | 2-3          | 26-23     | 9-11          | 0-3/0-2   |     |       |
| 2007-08 | 0-0-0   | 0-0-0   | 0-0-0    | 0-0-0   | 0-0          | 0-0       | 0-0           | 0-0/0-0   |     |       |
| 2008-09 | 0-0-0   | 1-0-0   | 1-0-0    | 1-0-0   | 4-3          | 26-31     | 2-6           | 0-3/0-1   |     |       |
| 2009-10 | 0-1-0   | 0-0-0   | 0-1-0    | 0-1-0   | 0-1          | 29-20     | 11-13         | 0-3/0-2   |     |       |
| 2010-11 | 0-0-0   | 0-1-0   | 0-1-0    | 0-1-0   | 2-3          | 37-27     | 8-6           | 0-3/1-4   |     |       |
| 2011-12 | 0-0-1   | 0-0-0   | 0-0-1    | 0-0-1   | 3-4          | 27-26     | 15-6          | 1-3/0-1   |     |       |
| 2012-13 | 0-0-0   | 0-0-0   | 0-0-0    | 0-0-0   | 0-0          | 0-0       | 0-0           | 0-0/0-0   |     |       |
| 2013-14 | 1-0-0   | 0-1-0   | 1-1-0    | 1-1-0   | 7-4          | 46-52     | 31-43         | 3-8/1-7   |     |       |
| 2014-15 | 0-1-0   | 0-1-0   | 0-2-0    | 0-2-0   | 3-5          | 53-52     | 12-12         | 0-6/3-6   |     |       |
| 2015-16 | 0-1-0   | 0-1-0   | 0-2-0    | 0-2-0   | 2-7          | 48-65     | 36-27         | 0-4/2-8   |     |       |
| 2016-17 | 0-1-0   | 0-1-0   | 0-2-0    | 0-2-0   | 3-9          | 47-63     | 16-12         | 0-5/2-7   |     |       |
| 2017-18 | 0-1-0   | 0-0-1   | 0-1-1    | 0-1-1   | 3-6          | 48-69     | 18-12         | 1-5/1-9   |     |       |
| 2018-19 | 1-0-0   | 0-1-0   | 1-1-0    | 1-1-0   | 5-11         | 50-66     | 18-12         | 2-5/0-3   |     |       |
| 2019-20 | 0-1-0   | 0-1-0   | 0-2-0    | 0-2-0   | 4-5          | 49-72     | 16-12         | 0-5/1-7   |     |       |
| 2020-21 |         |         |          |         | DID NOT PLAY |           |               |           |     |       |
| 2021-22 | 1-0-0   | 1-0-0   | 2-0-0    | 2-0-0   | 10-6         | 62-52     | 14-20         | 0-8/0-5   |     |       |
| 2022-23 | 0-1-0   | 0-1-0   | 0-2-0    | 0-2-0   | 5-9          | 75-54     | 12-12         | 1-5/2-5   |     |       |
| 2023-24 | 1-0-0   | 0-1-0   | 1-1-0    | 1-1-0   | 5-5          | 67-59     | 12-8          | 1-3/0-5   |     |       |
| TOTALS  | 19-14-4 | 12-20-6 | 31-34-10 | 226-244 | 2104-2148    | 1051-1052 | 41-255/52-267 |           |     |       |



# ST. LOUIS BLUES

ENTERPRISE CENTER • ST. LOUIS, MO  
 (314) 622-2500 • Fax (314) 622-2582  
 stlouisblues.com



**President of Hockey Operations & Alternate Governor** ..... Doug Armstrong  
**Assistant General Managers**..... Ryan Miller, Tim Taylor  
**Vice President, Hockey Operations** ..... Peter Chiarelli  
**Head Coach**..... Drew Bannister  
**Associate Coach**..... Steve Ott  
**Assistant Coach** ..... Claude Julien  
**Goaltending Coach**..... David Alexander



**BANNISTER**

## 2023-24 LEADERS

**Goals**.....Jordan Kyrou, 31      **PIM**.....Brayden Schenn, 56  
**Assists**..... Robert Thomas, 60      **GAA**..... Joel Hofer, 2.65  
**Points**..... Robert Thomas, 86      **Wins**..... Jordan Binnington, 28  
**+/-**.....Nick Leddy, +14      **ShO**..... Jordan Binnington, 3

## OTHER INFORMATION

**Leading Scorer vs. NJ**.....Bernie Federko, 17g-37a-54pts  
**Leading Scorer vs. StL**..... Wilf Paiement, 15g-13a-28pts  
**Last Trade**.....Jon Gillies in exchange for future considerations on Dec. 15, 2021.  
**2024-2025 Schedule vs. StL**..... Nov. 27 @ NJD & Dec. 17 @ STL



**KYROU**

## INDIVIDUAL SCORING vs. DEVILS

| PLAYER             | GP | 2023-24 |   |     |     |     | S | GP | CAREER |    |     |     |
|--------------------|----|---------|---|-----|-----|-----|---|----|--------|----|-----|-----|
|                    |    | G       | A | PTS | +/- | PIM |   |    | G      | A  | PTS | PIM |
| JORDAN BINNINGTON  | 2  | 0       | 0 | 0   | -   | 0   | 0 | 8  | 0      | 0  | 0   | 0   |
| SAMMY BLAIS        | 1  | 0       | 1 | 1   | 1   | 0   | 0 | 8  | 0      | 2  | 2   | 0   |
| PAVEL BUCHNEVICH   | 2  | 0       | 0 | 0   | 1-  | 2   | 3 | 26 | 7      | 17 | 24  | 8   |
| JUSTIN FAULK       | 2  | 0       | 1 | 1   | 0   | 0   | 3 | 32 | 6      | 7  | 13  | 29  |
| KEVIN HAYES        | 2  | 2       | 1 | 3   | 3   | 0   | 6 | 35 | 8      | 13 | 21  | 24  |
| KASPERI KAPANEN    | 2  | 0       | 0 | 0   | 1   | 0   | 4 | 19 | 2      | 2  | 4   | 2   |
| TOREY KRUG         | 2  | 0       | 0 | 0   | 0   | 0   | 4 | 22 | 5      | 6  | 11  | 14  |
| JORDAN KYROU       | 2  | 0       | 0 | 0   | 2-  | 0   | 5 | 8  | 3      | 2  | 5   | 0   |
| NICK LEDDY         | 2  | 0       | 1 | 1   | 0   | 4   | 5 | 38 | 2      | 14 | 16  | 8   |
| JAKE NEIGHBOURS    | 2  | 1       | 0 | 1   | 0   | 0   | 7 | 4  | 1      | 0  | 1   | 0   |
| COLTON PARAYKO     | 2  | 0       | 1 | 1   | 2-  | 0   | 3 | 16 | 0      | 6  | 6   | 4   |
| SCOTT PERUNOVICH   | 1  | 0       | 1 | 1   | 1   | 0   | 0 | 1  | 0      | 0  | 0   | 0   |
| BRANDON SAAD       | 2  | 1       | 0 | 1   | 0   | 0   | 6 | 23 | 6      | 5  | 11  | 2   |
| MARCO SCANDELLA    | 2  | 0       | 1 | 1   | 2   | 0   | 2 | 20 | 0      | 4  | 4   | 4   |
| BRAYDEN SCHENN     | 2  | 0       | 0 | 0   | 0   | 0   | 2 | 39 | 9      | 14 | 23  | 29  |
| OSKAR SUNDQVIST    | 2  | 0       | 1 | 1   | 2   | 0   | 4 | 15 | 1      | 7  | 8   | 8   |
| ROBERT THOMAS      | 2  | 1       | 0 | 1   | 2-  | 0   | 2 | 10 | 4      | 6  | 10  | 6   |
| ALEXEY TOROPCHENKO | 2  | 0       | 0 | 0   | 0   | 2   | 0 | 4  | 1      | 0  | 1   | 2   |
| JAKUB VRANA        | 1  | 0       | 1 | 1   | 0   | 0   | 3 | 23 | 9      | 6  | 15  | 12  |
| NATHAN WALKER      | 1  | 0       | 0 | 0   | 0   | 0   | 1 | 2  | 0      | 1  | 1   | 0   |

Also with career statistics vs. Devils: ADAM GUADETTE (5-1-0-1-0); JOSH LEIVO (8-2-1-3-2); CALLE ROSEN (4-0-0-0-2); TYLER TUCKER (1-0-0-0-0).

## GOALTENDING HISTORY vs. DEVILS

| GOALTENDER        | MIN | 2023-24 |    |      |   |   | MIN | GA  | CAREER |    |      |   |   |    |
|-------------------|-----|---------|----|------|---|---|-----|-----|--------|----|------|---|---|----|
|                   |     | GA      | SO | GAA  | W | L |     |     | OT     | SO | GAA  | W | L | OT |
| JORDAN BINNINGTON | 120 | 5       | 0  | 2.50 | 2 | 0 | 0   | 357 | 16     | 1  | 2.68 | 4 | 2 | 0  |



**ALL-TIME RECORD**

|               | GP  | W  | L  | O/T | OTL | PTS | GF  | GA  |
|---------------|-----|----|----|-----|-----|-----|-----|-----|
| <b>DEVILS</b> | 111 | 61 | 34 | 7   | 9   | 138 | 344 | 286 |
| at New Jersey | 57  | 35 | 16 | 2   | 4   | 76  | 186 | 141 |
| at Tampa Bay  | 54  | 26 | 18 | 5   | 5   | 62  | 158 | 145 |

**2023-24 SUMMARY**

|            | GP | W | L | OT | PTS | GF | GA | SF | SA | PIM | PP       | SHG |
|------------|----|---|---|----|-----|----|----|----|----|-----|----------|-----|
| NEW JERSEY | 3  | 0 | 2 | 1  | 1   | 7  | 14 | 73 | 89 | 22  | 1-6, 16% | 0   |
| TAMPA BAY  | 3  | 3 | 0 | 0  | 6   | 14 | 7  | 89 | 73 | 16  | 0-9, 0%  | 1   |

| DATE    | GAME# | RES | SCORE | LOCATION | GOALTENDERS         | W/D GOAL |
|---------|-------|-----|-------|----------|---------------------|----------|
| 1/11/24 | 39    | Lo  | 3-4   | @ Tampa  | VANECEK/Vasilevskiy | Raddysh  |
| 1/27/24 | 47    | L   | 3-6   | @ Tampa  | VANECEK/Vasilevskiy | Point    |
| 2/25/24 | 58    | L   | 1-4   | @ DEVILS | SCHMID/Johansson    | Point    |

**INDIVIDUAL SCORING vs. LIGHTNING**

| PLAYER             | 2023-24 |   |   |     |     | WITH DEVILS |   |    |    | CAREER |     |     |    |    |    |     |     |
|--------------------|---------|---|---|-----|-----|-------------|---|----|----|--------|-----|-----|----|----|----|-----|-----|
|                    | GP      | G | A | PTS | +/- | PIM         | S | GP | G  | A      | PTS | PIM | GP | G  | A  | PTS | PIM |
| JAKE ALLEN         | 4       | 0 | 0 | 0   | -   | 0           | 0 | 0  | 0  | 0      | 0   | 0   | 10 | 0  | 0  | 0   | 0   |
| NATHAN BASTIAN     | 2       | 1 | 0 | 1   | 1   | 2           | 2 | 0  | 0  | 0      | 0   | 0   | 0  | 0  | 0  | 0   | 0   |
| SHANE BOWERS       | 1       | 0 | 0 | 0   | 1   | 0           | 0 | 1  | 0  | 0      | 0   | 0   | 0  | 0  | 0  | 0   | 0   |
| JESPER BRATT       | 3       | 2 | 0 | 2   | 2   | -           | 0 | 13 | 14 | 8      | 3   | 11  | 0  | 14 | 8  | 3   | 11  |
| PAUL COTTER        | 2       | 1 | 1 | 2   | 1   | 0           | 3 | -  | -  | -      | -   | -   | 4  | 1  | 2  | 3   | 0   |
| NICK DESIMONE      | 1       | 0 | 0 | 0   | 0   | 0           | 0 | -  | -  | -      | -   | -   | 1  | 0  | 0  | 0   | 0   |
| BRENDEEN DILLON    | 2       | 0 | 1 | 1   | 2   | 0           | 1 | -  | -  | -      | -   | -   | 17 | 0  | 4  | 4   | 10  |
| JUSTIN DOWLING     | 1       | 0 | 0 | 0   | 3   | -           | 0 | 0  | 1  | 0      | 0   | 0   | 0  | 0  | 0  | 0   | 0   |
| ERIK HAULA         | 2       | 0 | 1 | 1   | 1   | -           | 2 | 3  | 5  | 0      | 1   | 0   | 2  | 28 | 4  | 10  | 14  |
| BRIAN HALONEN      | 1       | 0 | 0 | 0   | 0   | 0           | 1 | 1  | 1  | 0      | 0   | 0   | 1  | 0  | 0  | 0   | 0   |
| NICO HISCHIER      | 3       | 0 | 2 | 2   | -   | 1           | 0 | 2  | 17 | 3      | 10  | 13  | 2  | 17 | 3  | 10  | 13  |
| JACK HUGHES        | 1       | 0 | 1 | 1   | 4   | -           | 0 | 1  | 8  | 2      | 5   | 7   | 0  | 8  | 2  | 5   | 7   |
| LUKE HUGHES        | 3       | 0 | 1 | 1   | 6   | -           | 2 | 2  | 3  | 0      | 0   | 0   | 2  | 3  | 0  | 0   | 0   |
| JONATHAN KOVACEVIC | 3       | 1 | 0 | 1   | 2   | 0           | 2 | 0  | 0  | 0      | 0   | 0   | 0  | 27 | 1  | 2   | 3   |
| CURTIS LAZAR       | 1       | 0 | 0 | 0   | 1   | -           | 1 | 1  | 5  | 0      | 0   | 0   | 0  | 5  | 0  | 0   | 0   |
| KURTIS MACDERMID   | 1       | 0 | 0 | 0   | 0   | 0           | 0 | 0  | 0  | 0      | 0   | 0   | 0  | 0  | 0  | 0   | 0   |
| JACOB MARKSTROM    | 1       | 0 | 0 | 0   | 0   | 0           | 0 | 0  | 0  | 0      | 0   | 0   | 14 | 0  | 0  | 0   | 0   |
| TIMO MEIER         | 2       | 0 | 0 | 0   | 2   | 0           | 5 | 5  | 2  | 2      | 4   | 4   | 15 | 4  | 8  | 12  | 12  |
| DAWSON MERCER      | 3       | 1 | 0 | 1   | 5   | 0           | 6 | 9  | 3  | 3      | 6   | 0   | 9  | 3  | 3  | 6   | 0   |
| SIMON NEMEC        | 3       | 0 | 1 | 1   | 4   | 4           | 1 | 3  | 0  | 1      | 1   | 4   | 3  | 0  | 1  | 1   | 4   |
| STEFAN NOESEN      | 3       | 2 | 0 | 2   | 3   | 0           | 5 | 5  | 1  | 2      | 3   | 2   | 12 | 3  | 2  | 5   | 2   |
| ONDREJ PALAT       | 2       | 1 | 1 | 2   | 1   | 0           | 5 | 5  | 1  | 1      | 2   | 2   | 5  | 1  | 1  | 2   | 2   |
| BRETT PESCE        | 2       | 0 | 0 | 0   | 2   | 0           | 1 | -  | -  | -      | -   | -   | 29 | 2  | 5  | 7   | 20  |
| JONAS SIEGENTHALER | 1       | 0 | 0 | 0   | 1   | 0           | 0 | 7  | 0  | 3      | 3   | 2   | 10 | 0  | 4  | 4   | 4   |
| TOMAS TATAR        | 1       | 0 | 1 | 1   | 1   | 0           | 1 | 6  | 2  | 1      | 3   | 0   | 36 | 4  | 10 | 14  | 13  |
| MAX WILLMAN        | 2       | 0 | 0 | 0   | 1   | 0           | 3 | 2  | 0  | 0      | 0   | 0   | 5  | 0  | 0  | 0   | 0   |

Also with career statistics vs. Lightning: NICO DAWS (W/ NJD 1-0-0-0-0/1-0-0-0-0); NOLAN FOOTE (1-1-0-1-0/1-1-0-1-0); DOUGIE HAMILTON (4-0-3-3-4/32-3-20-23-26); SANTERI HATAKKA (- - - -/1-0-1-1-0).

**GOALTENDING HISTORY vs. LIGHTNING**

| GOALTENDER      | 2023-24 |    |    |      |   | WITH DEVILS |    |     |    |    | CAREER |   |   |     |     |    |      |      |   |   |    |
|-----------------|---------|----|----|------|---|-------------|----|-----|----|----|--------|---|---|-----|-----|----|------|------|---|---|----|
|                 | MIN     | GA | SO | GAA  | W | L           | OT | MIN | GA | SO | GAA    | W | L | OT  | MIN | GA | SO   | GAA  | W | L | OT |
| JAKE ALLEN      | 243     | 17 | 0  | 4.20 | 2 | 1           | 1  | -   | -  | -  | -      | - | - | -   | 553 | 32 | 1    | 3.47 | 3 | 7 | 0  |
| NICO DAWS       | -       | -  | -  | -    | - | -           | -  | 10  | 0  | 0  | 0.00   | 0 | 0 | 0   | 10  | 0  | 0    | 0.00 | 0 | 0 | 0  |
| JACOB MARKSTROM | 60      | 3  | 0  | 3.00 | 1 | 0           | 0  | -   | -  | -  | -      | - | - | 764 | 43  | 0  | 3.38 | 5    | 6 | 2 |    |

| YEAR          | HOME W-L-O/T   | ROAD W-L-O/T    | TOTAL W-L-O/T   | GF-GA          | SF-SA            | PIM              | PP/PK                |
|---------------|----------------|-----------------|-----------------|----------------|------------------|------------------|----------------------|
| 1992-93       | 1-0-0          | 1-0-0           | 2-0-0           | 11-3           | 51-54            | 36-30            | 0-7/1-9              |
| 1993-94       | 3-0-0          | 1-0-1           | 4-0-1           | 17-13          | 177-145          | 74-58            | 3-13/5-23            |
| 1994-95       | 0-1-1          | 1-1-0           | 1-2-1           | 7-8            | 112-108          | 41-51            | 1-18/2-13            |
| 1995-96       | 2-0-0          | 1-1-1           | 3-1-1           | 19-10          | 154-157          | 71-71            | 6-23/2-18            |
| 1996-97       | 3-0-0          | 1-1-1           | 4-1-1           | 18-10          | 172-177          | 65-99            | 4-23/2-17            |
| 1997-98       | 3-0-0          | 2-0-0           | 5-0-0           | 21-7           | 157-110          | 103-141          | 7-24/0-21            |
| 1998-99       | 2-0-0          | 1-1-0           | 3-1-0           | 14-7           | 133-100          | 43-55            | 6-16/1-9             |
| 1999-00       | 1-1-0          | 2-0-0           | 3-1-0           | 12-9           | 132-89           | 82-62            | 4-14/2-20            |
| 2000-01       | 2-0-0          | 2-0-0           | 4-0-0           | 25-4           | 135-85           | 54-70            | 9-19/1-16            |
| 2001-02       | 2-1-1          | 0-2-0           | 0-3-1           | 7-11           | 144-67           | 70-62            | 2-11/3-18            |
| 2002-03       | 1-1-0          | 0-0-2           | 1-1-2           | 11-9           | 125-103          | 97-71            | 3-9/3-13             |
| 2003-04       | 0-2-0          | 0-2-0           | 0-4-0           | 6-12           | 101-99           | 31-37            | 1-12/1-9             |
| 2005-06       | 1-1-0          | 1-0-1           | 2-1-1           | 18-13          | 99-133           | 57-61            | 4-22/4-17            |
| 2006-07       | 0-1-1          | 1-1-0           | 1-2-1           | 6-10           | 110-115          | 26-30            | 3-15/2-13            |
| 2007-08       | 2-0-0          | 1-1-0           | 3-1-0           | 12-7           | 111-104          | 58-86            | 3-18/3-13            |
| 2008-09       | 2-0-0          | 2-0-0           | 4-0-0           | 19-12          | 162-119          | 38-34            | 4-11/3-13            |
| 2009-10       | 1-1-0          | 2-0-0           | 3-1-0           | 11-10          | 126-101          | 62-58            | 3-14/4-16            |
| 2010-11       | 2-0-0          | 1-1-0           | 3-1-0           | 14-8           | 98-114           | 27-21            | 1-8/3-11             |
| 2011-12       | 1-1-0          | 2-0-0           | 3-1-0           | 18-14          | 106-95           | 49-53            | 5-19/2-17            |
| 2012-13       | 1-1-0          | 0-0-1           | 1-1-1           | 10-12          | 79-69            | 37-41            | 4-11/0-9             |
| 2013-14       | 2-0-0          | 0-1-0           | 2-1-0           | 5-4            | 64-82            | 22-18            | 0-6/1-8              |
| 2014-15       | 1-0-0          | 1-0-1           | 2-0-1           | 8-7            | 67-86            | 36-22            | 3-10/3-17            |
| 2015-16       | 0-2-0          | 0-1-0           | 0-3-0           | 3-11           | 69-94            | 53-29            | 1-8/1-15             |
| 2016-17       | 1-0-0          | 0-2-0           | 1-2-0           | 6-8            | 95-102           | 31-27            | 0-8/1-11             |
| 2017-18       | 2-0-0          | 1-0-0           | 3-0-0           | 10-8           | 93-124           | 30-20            | 2-8/4-15             |
| 2018-19       | 0-1-0          | 0-2-0           | 0-3-0           | 6-18           | 92-105           | 25-25            | 1-9/5-9              |
| 2019-20       | 1-0-1          | 0-0-0           | 1-0-1           | 9-8            | 62-50            | 11-23            | 1-9/1-3              |
| 2020-21       |                |                 |                 | DID NOT PLAY   |                  |                  |                      |
| 2021-22       | 0-1-0          | 1-1-0           | 1-2-0           | 10-12          | 85-101           | 32-28            | 2-9/2-6              |
| 2022-23       | 0-1-1          | 1-0-0           | 1-1-1           | 9-10           | 97-78            | 18-14            | 1-7/1-9              |
| 2023-24       | 0-1-0          | 0-1-1           | 0-2-1           | 7-14           | 73-89            | 22-16            | 1-6/0-9              |
| <b>TOTALS</b> | <b>35-16-6</b> | <b>26-18-10</b> | <b>61-33-16</b> | <b>350-289</b> | <b>3281-1730</b> | <b>1405-1415</b> | <b>85-387/63-395</b> |

# TAMPA BAY LIGHTNING

AMALIE ARENA • TAMPA, FL  
 (813) 301-6500 • Fax (813) 301-1480  
 tampabaylightning.com



LIGHTNING VS. DEVILS

**Vice President, General Manager & Alternate Governor** ..... Julien Brisebois  
**Assistant General Manager/Director of Player Personnel** ..... Jamie Pushor  
**Assistant General Manager, Director of Player Development** ..... Stacy Roest  
**Senior Advisor to the General Manager** ..... Al Murray  
**Head Coach** ..... Jon Cooper  
**Assistant Coach** ..... Jeff Blashill, Rob Zettler, Jeff Halpern  
**Goaltending Coach** ..... Frantz Jean

## 2023-24 LEADERS


**Goals** ..... Brayden Point, 46      **PIM** ..... Michael Eyssimont, 104  
**Assists** ..... Nikita Kucherov, 100      **GAA** ..... Andrei Vasilevskiy, 2.90  
**Points** ..... Nikita Kucherov, 144      **Wins** ..... Andre Vasilevskiy, 30  
**+/-** ..... Brandon Hagel, +18      **ShO** ..... A. Vasilevskiy & J. Johansson, 2

## OTHER INFORMATION

**Leading Scorer vs. NJ** ..... V. Lecavalier, 16g-28a-44pts/  
 M. St. Louis, 18g-26a-44pts  
**Leading Scorer vs. TB** ..... Patrik Elias 19g-33a-52pts  
**Last Trade** ..... Devils obtain Nolan Foote & 2020 first round pick  
 ..... in exchange for Blake Coleman on 2/16/20.  
**Stanley Cups** ..... 3 (last time, 2020-21)  
**2024-2025 Schedule vs. TB** ..... Oct. 22 @ NJD, Nov. 16 @ TBL, Jan. 11 @ NJD



**COOPER**



**KUCHEROV**

## INDIVIDUAL SCORING vs. DEVILS

| PLAYER                   | GP | 2023-24 |   |     |     |    | PIM | S  | GP | CAREER |    |     |     |
|--------------------------|----|---------|---|-----|-----|----|-----|----|----|--------|----|-----|-----|
|                          |    | G       | A | PTS | +/- | GP |     |    |    | G      | A  | PTS | PIM |
| ERIK CERNAK              | 2  | 0       | 0 | 0   | 1   | 0  | 0   | 9  | 0  | 3      | 3  | 7   |     |
| MITCHELL CHAFFEE         | 2  | 0       | 0 | 0   | 0   | 0  | 3   | 2  | 0  | 0      | 0  | 0   |     |
| ANTHONY CIRELLI          | 3  | 0       | 1 | 1   | 0   | 0  | 4   | 15 | 3  | 3      | 6  | 2   |     |
| MAXWELL CROZIER          | 2  | 0       | 0 | 0   | 1   | 0  | 2   | 2  | 0  | 0      | 0  | 0   |     |
| CALVIN DE HAAN           | 3  | 0       | 0 | 0   | 2   | 0  | 1   | 24 | 0  | 8      | 8  | 8   |     |
| MICHAEL EYSSIMONT        | 2  | 0       | 0 | 0   | 0   | 0  | 6   | 5  | 0  | 2      | 2  | 2   |     |
| LUKE GLENDENNING         | 3  | 2       | 0 | 2   | 3   | 0  | 4   | 23 | 3  | 2      | 5  | 18  |     |
| GAGE GONCALVES           | 1  | 0       | 0 | 0   | 0   | 4  | 0   | 1  | 0  | 0      | 0  | 0   |     |
| BRANDON HAGEL            | 2  | 3       | 2 | 5   | 4   | 0  | 6   | 7  | 7  | 5      | 12 | 4   |     |
| VICTOR HEDMAN            | 3  | 1       | 4 | 5   | 3   | 0  | 6   | 39 | 5  | 19     | 24 | 22  |     |
| JONAS JOHANSSON          | 1  | 0       | 0 | 0   | -   | 0  | 0   | 2  | 0  | 0      | 0  | 0   |     |
| NIKITA KUCHEROV          | 3  | 1       | 7 | 8   | 7   | 0  | 13  | 24 | 11 | 25     | 36 | 8   |     |
| EMIL MARTINSEN LILLEBERG | 3  | 0       | 0 | 0   | 1   | 4  | 3   | 3  | 0  | 0      | 0  | 4   |     |
| WALTERI MERELA           | 1  | 0       | 0 | 0   | 0   | 0  | 0   | 1  | 0  | 0      | 0  | 0   |     |
| TYLER MOTTE              | 3  | 0       | 0 | 0   | 1   | 2  | 2   | 16 | 0  | 1      | 1  | 6   |     |
| NICHOLAS PAUL            | 3  | 1       | 1 | 2   | 1-  | 2  | 4   | 11 | 3  | 4      | 7  | 4   |     |
| NICK PERBIX              | 3  | 0       | 3 | 3   | 3   | 0  | 3   | 5  | 0  | 3      | 3  | 0   |     |
| BRAYDEN POINT            | 3  | 4       | 1 | 5   | 6   | 0  | 12  | 20 | 11 | 16     | 27 | 0   |     |
| DARREN RADDYSH           | 3  | 1       | 1 | 2   | 3   | 0  | 8   | 6  | 1  | 1      | 2  | 0   |     |
| CONOR SHEARY             | 3  | 0       | 0 | 0   | 0   | 0  | 3   | 35 | 8  | 7      | 15 | 6   |     |
| ANDREI VASILEVSKIY       | 2  | 0       | 0 | 0   | -   | 0  | 0   | 13 | 0  | 0      | 0  | 0   |     |
| AUSTON WATSON            | 1  | 0       | 1 | 1   | 1   | 0  | 0   | 16 | 0  | 3      | 3  | 4   |     |

Also with career statistics vs. Devils: HAYDEN FLEURY (8-0-1-1-0); TANNER JEANNOT (7-1-1-2-0).

## GOALTENDING HISTORY vs. DEVILS

| GOALTENDER         | MIN | 2023-24 |    |      |   |   | MIN | GA  | SO | GAA | W    | L | OT |    |
|--------------------|-----|---------|----|------|---|---|-----|-----|----|-----|------|---|----|----|
|                    |     | GA      | SO | GAA  | W | L |     |     |    |     |      |   |    | OT |
| JONAS JOHANSSON    | 60  | 1       | 0  | 1.00 | 1 | 0 | 0   | 118 | 4  | 0   | 2.03 | 1 | 1  | 0  |
| ANDREI VASILEVSKIY | 121 | 6       | 0  | 2.96 | 2 | 0 | 0   | 774 | 37 | 0   | 2.87 | 8 | 5  | 0  |



ALL-TIME RECORD

|               | GP  | W  | L  | O/T | OTL | PTS | GF  | GA  |
|---------------|-----|----|----|-----|-----|-----|-----|-----|
| <b>DEVILS</b> | 153 | 53 | 69 | 20  | 12  | 138 | 453 | 505 |
| at New Jersey | 75  | 29 | 26 | 15  | 5   | 78  | 239 | 239 |
| at Toronto    | 79  | 24 | 43 | 5   | 7   | 60  | 214 | 266 |

2023-24 SUMMARY

|            | GP | W | L | OT | PTS | GF | GA | SF  | SA  | PIM | PP       | SHG |
|------------|----|---|---|----|-----|----|----|-----|-----|-----|----------|-----|
| NEW JERSEY | 3  | 2 | 1 | 0  | 4   | 14 | 13 | 65  | 116 | 21  | 4-8, 50% | 0   |
| TORONTO    | 3  | 1 | 2 | 0  | 2   | 13 | 14 | 116 | 65  | 31  | 0-8, 0%  | 0   |

| DATE    | GAME# | RES | SCORE | LOCATION  | GOALTENDERS    | W/D GOAL |
|---------|-------|-----|-------|-----------|----------------|----------|
| 3/26/24 | 73    | W   | 6-3   | @ Toronto | ALLEN/WOLL     | WILLMAN  |
| 4/9/24  | 79    | L   | 2-5   | @ DEVILS  | ALLEN/WOLL     | GIORDANO |
| 4/11/24 | 80    | W   | 6-5   | @ Toronto | ALLEN/SAMSONOV | BRATT    |

INDIVIDUAL SCORING vs. MAPLE LEAFS

| PLAYER              | 2023-24 |   |   |     |     | WITH DEVILS |   |    |    |    | CAREER |     |    |    |    |     |     |
|---------------------|---------|---|---|-----|-----|-------------|---|----|----|----|--------|-----|----|----|----|-----|-----|
|                     | GP      | G | A | PTS | +/- | PIM         | S | GP | G  | A  | PTS    | PIM | GP | G  | A  | PTS | PIM |
| JAKE ALLEN          | 3       | 0 | 0 | 0   | -   | 0           | 0 | 3  | 0  | 0  | 0      | 0   | 22 | 0  | 0  | 0   | 0   |
| SHANE BOWERS        | 2       | 0 | 0 | 0   | -   | 1           | 0 | 2  | 0  | 0  | 0      | 0   | 2  | 0  | 0  | 0   | 0   |
| JESPER BRATT        | 3       | 2 | 4 | 6   | 4   | 0           | 7 | 16 | 4  | 11 | 15     | 0   | 16 | 4  | 11 | 15  | 0   |
| GRAEME CLARKE       | 1       | 0 | 0 | 0   | 3   | -           | 2 | 1  | 0  | 0  | 0      | 2   | 1  | 0  | 0  | 0   | 2   |
| PAUL COTTER         | 2       | 0 | 0 | 0   | -   | 2           | 2 | 3  | -  | -  | -      | -   | 2  | 0  | 0  | 0   | 2   |
| NICK DESIMONE       | 1       | 0 | 0 | 0   | 0   | 0           | 0 | 0  | 1  | 0  | 0      | 0   | 0  | 3  | 0  | 0   | 0   |
| BRENDEN DILLON      | 2       | 0 | 0 | 0   | 0   | 0           | 4 | 2  | -  | -  | -      | -   | 19 | 2  | 1  | 3   | 24  |
| NOLAN FOOOTE        | 2       | 2 | 1 | 0   | 1   | 0           | 0 | 3  | 2  | 2  | 1      | 0   | 2  | 1  | 0  | 1   | 6   |
| ERIK HAULA          | 3       | 1 | 0 | 1   | 1   | 0           | 3 | 17 | 6  | 3  | 7      | 5   | 20 | 6  | 5  | 11  | 6   |
| NICO HISCHIER       | 3       | 1 | 2 | 4   | 6   | 2           | 0 | 5  | 17 | 6  | 7      | 13  | 4  | 17 | 6  | 7   | 13  |
| JACK HUGHES         | 3       | 1 | 2 | 3   | 1   | 0           | 7 | 3  | 3  | 3  | 2      | 6   | 9  | 3  | 3  | 6   | 0   |
| LUKE HUGHES         | 3       | 1 | 2 | 3   | 1   | 0           | 7 | 3  | 1  | 2  | 3      | 0   | 3  | 1  | 2  | 3   | 0   |
| JOHNATHAN KOVACEVIC | 2       | 0 | 0 | 0   | 1   | 0           | 0 | 1  | -  | -  | -      | -   | 6  | 1  | 0  | 1   | 0   |
| CURTIS LAZAR        | 1       | 0 | 0 | 0   | 3   | 3           | 0 | 0  | 1  | 0  | 3      | 3   | 0  | 18 | 5  | 3   | 8   |
| KURTIS MACDERMID    | 2       | 0 | 0 | 0   | 0   | 0           | 0 | 0  | 2  | 0  | 0      | 0   | 8  | 0  | 0  | 0   | 2   |
| TIMO MEIER          | 3       | 3 | 2 | 5   | 1   | -           | 2 | 8  | 4  | 3  | 2      | 5   | 4  | 13 | 5  | 6   | 11  |
| DAWSON MERCER       | 3       | 1 | 1 | 2   | -   | 2           | 0 | 7  | 9  | 1  | 3      | 4   | 0  | 9  | 1  | 3   | 4   |
| SIMON NEMEC         | 3       | 0 | 0 | 0   | 0   | -           | 9 | 2  | 3  | 0  | 0      | 0   | 9  | 3  | 0  | 0   | 9   |
| STEFAN NOESEN       | 3       | 0 | 0 | 0   | 0   | 3           | 0 | 5  | 5  | 0  | 0      | 0   | 19 | 12 | 3  | 1   | 4   |
| ONDREJ PALAT        | 3       | 0 | 0 | 0   | -   | 1           | 2 | 2  | 4  | 1  | 2      | 3   | 2  | 34 | 12 | 11  | 23  |
| BRETT PESCE         | 3       | 0 | 0 | 0   | -   | 1           | 0 | 4  | -  | -  | -      | -   | 22 | 0  | 3  | 3   | 16  |
| JONAS SIEGENTHALER  | 2       | 0 | 0 | 0   | 0   | 0           | 0 | 1  | 8  | 0  | 0      | 0   | 4  | 11 | 0  | 0   | 6   |
| TOMAS TATAR         | 1       | 0 | 1 | 1   | 1   | 0           | 3 | 6  | 0  | 0  | 0      | 4   | 10 | 9  | 19 | 10  | 1   |
| MAX WILLMAN         | 1       | 1 | 0 | 1   | 0   | 0           | 1 | 1  | 1  | 0  | 0      | 1   | 1  | 1  | 0  | 1   | 0   |

Also with career statistics vs. Maple Leafs: NATHAN BASTIAN (W/ NJD 6-1-0-1-2/6-1-0-1-2); NICO DAWS (1-0-0-0-0/1-0-0-0-0); DOUGIE HAMILTON (4-1-1-2-8/24-5-7-12-26); JACOB MARKSTROM (- - - - /15-0-0-0-0).

GOALTENDING HISTORY vs. MAPLE LEAFS

| GOALTENDER      | 2023-24 |    |    |      |         | WITH DEVILS |    |    |      |         | CAREER |    |    |      |         |
|-----------------|---------|----|----|------|---------|-------------|----|----|------|---------|--------|----|----|------|---------|
|                 | MIN     | GA | SO | GAA  | W-L-O/T | MIN         | GA | SO | GAA  | W-L-O/T | MIN    | GA | SO | GAA  | W-L-O/T |
| JAKE ALLEN      | 243     | 17 | 0  | 4.20 | 2-1-0   | 243         | 17 | 0  | 4.20 | 2-1-0   | 1236   | 60 | 0  | 2.91 | 10-8-1  |
| NICO DAWS       | -       | -  | -  | -    | -       | 58          | 3  | 0  | 3.08 | 0-1-0   | 58     | 3  | 0  | 3.08 | 0-1-0   |
| JACOB MARKSTROM | -       | -  | -  | -    | -       | -           | -  | -  | -    | -       | 845    | 41 | 0  | 2.91 | 5-8-1   |

| YEAR          | HOME            |                 | ROAD            |                | TOTAL            |                  | GF-GA                | SF-SA     | PIM      | PP/PK |
|---------------|-----------------|-----------------|-----------------|----------------|------------------|------------------|----------------------|-----------|----------|-------|
|               | W-L-O/T         | W-L-O/T         | W-L-O/T         | W-L-O/T        |                  |                  |                      |           |          |       |
| 1982-83       | 1-0-1           | 0-0-1           | 1-0-2           | 0-3-0          | 16-12            | 79-86            | 52-72                | 6-17/5-15 |          |       |
| 1983-84       | 0-1-0           | 0-2-0           | 0-3-0           | 6-4            | 98-96            | 73-73            | 2-18/2-18            |           |          |       |
| 1984-85       | 2-0-0           | 1-0-0           | 3-0-0           | 14-5           | 108-77           | 52-67            | 2-18/2-16            |           |          |       |
| 1985-86       | 0-1-0           | 1-1-0           | 1-2-0           | 17-20          | 95-98            | 36-46            | 5-16/4-13            |           |          |       |
| 1986-87       | 1-1-0           | 0-1-0           | 1-2-0           | 7-12           | 83-96            | 36-57            | 2-17/1-10            |           |          |       |
| 1987-88       | 1-0-0           | 1-1-0           | 2-1-0           | 16-10          | 97-90            | 64-75            | 6-20/2-14            |           |          |       |
| 1988-89       | 2-0-0           | 0-1-0           | 2-1-0           | 17-9           | 106-69           | 60-88            | 9-26/4-18            |           |          |       |
| 1989-90       | 0-1-0           | 1-1-0           | 1-2-0           | 10-14          | 97-89            | 166-169          | 3-24/2-11            |           |          |       |
| 1990-91       | 2-0-0           | 0-1-0           | 2-1-0           | 10-11          | 113-62           | 76-69            | 2-11/3-12            |           |          |       |
| 1991-92       | 0-1-0           | 0-1-1           | 0-2-1           | 12-15          | 104-103          | 49-45            | 2-9/2-11             |           |          |       |
| 1992-93       | 1-0-0           | 0-1-0           | 1-1-0           | 8-4            | 51-66            | 34-24            | 1-6/0-11             |           |          |       |
| 1993-94       | 1-0-0           | 0-1-0           | 1-1-0           | 4-4            | 70-53            | 54-60            | 3-8/0-10             |           |          |       |
| 1994-95       | 0-0-0           | 0-0-0           | 0-0-0           | 0-0            | 0-0              | 0-0              | 0-0/0-0              |           |          |       |
| 1995-96       | 0-1-0           | 0-1-0           | 0-1-1           | 0-1            | 52-67            | 42-28            | 0-6/0-8              |           |          |       |
| 1996-97       | 0-1-0           | 1-0-0           | 1-1-0           | 8-5            | 75-52            | 19-23            | 1-7/0-5              |           |          |       |
| 1997-98       | 1-0-0           | 0-0-0           | 2-0-0           | 7-2            | 68-56            | 25-23            | 0-0/0-4              |           |          |       |
| 1998-99       | 0-1-1           | 1-1-0           | 1-2-1           | 11-11          | 122-104          | 120-73           | 2-12/1-13            |           |          |       |
| 1999-00       | 0-1-1           | 0-2-0           | 0-3-1           | 8-15           | 122-101          | 52-42            | 3-15/2-20            |           |          |       |
| 2000-01       | 0-0-1           | 1-1-0           | 1-1-1           | 9-9            | 88-89            | 50-52            | 1-10/2-14            |           |          |       |
| 2001-02       | 2-0-0           | 1-0-1           | 3-0-1           | 11-6           | 120-94           | 143-108          | 3-17/2-18            |           |          |       |
| 2002-03       | 1-1-0           | 0-2-0           | 1-3-0           | 5-6            | 153-74           | 22-34            | 2-17/2-11            |           |          |       |
| 2003-04       | 0-0-2           | 1-1-0           | 1-1-2           | 4-6            | 105-94           | 39-37            | 0-12/3-13            |           |          |       |
| 2005-06       | 0-2-0           | 0-2-0           | 0-4-0           | 9-16           | 136-98           | 42-72            | 4-23/4-14            |           |          |       |
| 2006-07       | 1-0-1           | 1-1-0           | 2-1-1           | 13-13          | 99-117           | 30-48            | 4-19/3-10            |           |          |       |
| 2007-08       | 2-0-0           | 2-0-0           | 4-0-0           | 12-6           | 109-149          | 34-34            | 2-15/2-15            |           |          |       |
| 2008-09       | 0-1-1           | 1-0-1           | 1-1-2           | 11-15          | 158-125          | 39-47            | 3-16/4-12            |           |          |       |
| 2009-10       | 2-0-0           | 0-1-1           | 2-1-1           | 10-12          | 114-101          | 41-37            | 2-11/3-13            |           |          |       |
| 2010-11       | 1-1-0           | 1-1-0           | 2-1-0           | 8-10           | 132-105          | 42-44            | 2-16/3-14            |           |          |       |
| 2011-12       | 0-1-1           | 2-0-0           | 1-1-1           | 13-14          | 126-103          | 27-37            | 4-11/0-6             |           |          |       |
| 2012-13       | 0-1-0           | 0-2-0           | 0-3-0           | 3-8            | 90-54            | 28-30            | 0-13/2-12            |           |          |       |
| 2013-14       | 1-0-0           | 0-0-2           | 1-0-2           | 6-7            | 97-76            | 28-18            | 2-9/3-14             |           |          |       |
| 2014-15       | 2-0-0           | 1-0-0           | 3-0-0           | 11-5           | 66-96            | 22-18            | 2-7/2-9              |           |          |       |
| 2015-16       | 1-0-0           | 0-0-2           | 1-0-2           | 9-7            | 97-96            | 24-34            | 3-17/1-12            |           |          |       |
| 2016-17       | 1-1-0           | 0-1-0           | 1-2-0           | 9-12           | 94-75            | 27-33            | 3-11/4-8             |           |          |       |
| 2017-18       | 1-0-0           | 1-0-1           | 1-1-1           | 8-5            | 112-107          | 39-25            | 1-10/3-13            |           |          |       |
| 2018-19       | 0-2-0           | 0-1-0           | 0-3-0           | 5-17           | 97-106           | 20-20            | 0-9/0-8              |           |          |       |
| 2019-20       | 0-0-1           | 0-1-0           | 0-1-1           | 8-12           | 57-71            | 20-18            | 2-7/4-8              |           |          |       |
| 2020-21       | 0-1-0           | 0-3-0           | 0-3-0           | DID NOT PLAY   |                  |                  |                      | 16-20     | 1-10/1-8 |       |
| 2021-22       | 0-2-0           | 0-3-0           | 1-2-0           | 7-16           | 83-100           | 21-18            | 1-9/2-11             |           |          |       |
| 2022-23       | 0-2-0           | 1-1-0           | 1-2-0           | 7-9            | 101-72           | 22-18            | 1-9/2-11             |           |          |       |
| 2023-24       | 0-1-0           | 2-0-0           | 2-1-0           | 14-13          | 65-116           | 42-31            | 4-8/0-8              |           |          |       |
| <b>TOTALS</b> | <b>27-21-12</b> | <b>22-30-11</b> | <b>49-51-23</b> | <b>363-381</b> | <b>3475-3483</b> | <b>1817-1869</b> | <b>95-509/80-460</b> |           |          |       |

# TORONTO MAPLE LEAFS

SCOTIABANK ARENA • TORONTO, ONT.

(416) 815-5982

mapleleafs.com




MAPLE LEAFS VS. DEVILS

**President & Alternate Governor** .....Brendan Shanahan  
**General Manager** .....Brad Treliving  
**Assistant General Managers** .....Brandon Pridham, Dr. Hayley Wickenheiser,  
 Ryan Hardy  
**Head Coach** .....Craig Berube  
**Associate Coach** .....Lane Lambert  
**Assistant Coaches** .....Mike Van Ryan, Marc Savard  
**Goaltending Coach** .....Curtis Sanford

## 2023-24 LEADERS

**Goals** .....Auston Matthews, 69      **PIM** ..... Max Domi, 118  
**Assists** .....Mitch Marner, 59      **GAA** ..... Martin Jones, 2.87  
**Points** .....Auston Matthews, 107      **Wins** ..... Ilya Samsonov, 23  
**+/-** ..... Auston Matthews, +31      **ShO** ..... Ilya Samsonov, 3



**BERUBE**

## OTHER INFORMATION

**Leading Scorer vs. NJ** .....Tomas Kaberle, 5g-25a-30pts  
**Leading Scorer vs. Tor.** .....Patrik Elias, 17g-22a-39pts  
**Last Trade** ..... Devils obtained Andreas Johnsson in exchange  
 for Joey Anderson on Oct. 10, 2020  
**Stanley Cups** ..... 13 (last time, 1966-67)  
**2024-2025 Schedule vs. Tor.** ..... Oct. 10 @ NJD, Dec. 10 @ NJD &  
 Jan. 16 @ TOR



**MATTHEWS**

## INDIVIDUAL SCORING vs. DEVILS

| PLAYER             | 2023-24 |   |   |     |     |     |    | CAREER |    |    |     |     |
|--------------------|---------|---|---|-----|-----|-----|----|--------|----|----|-----|-----|
|                    | GP      | G | A | PTS | +/- | PIM | S  | GP     | G  | A  | PTS | PIM |
| SIMON BENOIT       | 3       | 0 | 0 | 0   | 2-  | 0   | 2  | 5      | 0  | 0  | 0   | 0   |
| TYLER BERTUZZI     | 3       | 3 | 2 | 5   | 2   | 2   | 7  | 17     | 9  | 13 | 22  | 18  |
| TJ BRODIE          | 3       | 0 | 3 | 3   | 3   | 2   | 5  | 21     | 3  | 9  | 12  | 10  |
| CONNOR DEWAR       | 2       | 0 | 1 | 1   | 1-  | 0   | 0  | 6      | 0  | 2  | 2   | 0   |
| MAX DOMI           | 3       | 0 | 5 | 5   | 3   | 19  | 7  | 22     | 2  | 14 | 16  | 43  |
| JOEL EDMUNDSON     | 1       | 0 | 0 | 0   | 1-  | 0   | 0  | 15     | 1  | 0  | 1   | 4   |
| MARK GIORDANO      | 2       | 1 | 0 | 1   | 2   | 0   | 3  | 22     | 4  | 9  | 13  | 8   |
| NOAH GREGOR        | 2       | 0 | 0 | 0   | 1-  | 0   | 2  | 6      | 1  | 2  | 3   | 0   |
| PONTUS HOLMBERG    | 3       | 0 | 0 | 0   | 0   | 0   | 6  | 6      | 1  | 0  | 1   | 4   |
| DAVID KAMPF        | 3       | 1 | 0 | 1   | 0   | 0   | 5  | 12     | 2  | 3  | 5   | 2   |
| MATTHEW KNIES      | 3       | 0 | 1 | 1   | 1-  | 2   | 6  | 3      | 0  | 1  | 1   | 2   |
| TIMOTHY LILJEGREN  | 1       | 0 | 0 | 0   | 3-  | 0   | 1  | 7      | 0  | 1  | 1   | 0   |
| ILYA LYUBUSHKIN    | 2       | 0 | 1 | 1   | 3   | 2   | 0  | 11     | 0  | 1  | 1   | 4   |
| MITCHELL MARNER    | 2       | 0 | 3 | 3   | 3   | 0   | 3  | 19     | 7  | 15 | 22  | 6   |
| AUSTON MATTHEWS    | 3       | 4 | 1 | 5   | 2   | 2   | 18 | 18     | 18 | 10 | 28  | 4   |
| JAKE MCCABE        | 2       | 0 | 2 | 2   | 0   | 0   | 3  | 21     | 2  | 6  | 8   | 8   |
| BOBBY MCMANN       | 3       | 0 | 0 | 0   | 1   | 2   | 4  | 3      | 0  | 0  | 0   | 2   |
| WILLIAM NYLANDER   | 3       | 1 | 0 | 1   | 0   | 0   | 12 | 20     | 7  | 8  | 15  | 10  |
| MORGAN RIELLY      | 2       | 0 | 1 | 1   | 5   | 0   | 3  | 26     | 2  | 10 | 12  | 8   |
| NICHOLAS ROBERTSON | 3       | 1 | 0 | 1   | 0   | 0   | 9  | 4      | 1  | 0  | 1   | 0   |
| JOHN TAVARES       | 3       | 2 | 0 | 2   | 1   | 0   | 18 | 50     | 21 | 18 | 39  | 20  |
| CONNOR TIMMINS     | 2       | 0 | 1 | 1   | 1-  | 0   | 1  | 2      | 0  | 1  | 1   | 0   |
| JOSEPH WOLL        | 2       | 0 | 0 | 0   | -   | 0   | 0  | 2      | 0  | 0  | 0   | 0   |

Also with career statistics vs. Devils: KYLE CLIFFORD (13-1-0-1-2 CAREER VS NJD); DYLAN GAMBRELL (7-0-0-0-4); MAC HOLLOWELL (1-0-0-0-0); CALLE JARNKROK (13-1-3-4-2); MARTIN JONES (13GP-0-0-0); MATT MURRAY (14-0-0-0-0); JAKE MUZZIN (13-1-3-4-6); RYAN REAVES (18-3-2-5-13); ALEX STEEVES (1-0-0-0-0).

## GOALTENDING HISTORY vs. DEVILS

| GOALTENDER   | 2023-24 |    |    |      |   |   |    | CAREER |    |    |      |   |   |    |
|--------------|---------|----|----|------|---|---|----|--------|----|----|------|---|---|----|
|              | MIN     | GA | SO | GAA  | W | L | OT | MIN    | GA | SO | GAA  | W | L | OT |
| MARTIN JONES | -       | -  | -  | -    | - | - | -  | 767    | 25 | 2  | 1.95 | 8 | 4 | 0  |
| MATT MURRAY  | -       | -  | -  | -    | - | - | -  | 822    | 41 | 0  | 2.99 | 9 | 3 | 2  |
| JOSEPH WOLL  | 119     | 7  | 0  | 3.54 | 1 | 1 | 0  | 119    | 7  | 0  | 3.54 | 1 | 1 | 0  |



at Utah

## ALL-TIME RECORD

|               | GP | W | L | O/T | OTL | PTS | GF | GA |
|---------------|----|---|---|-----|-----|-----|----|----|
| DEVILS        | 4  | 2 | 0 | 0   | 2   | 6   | 13 | 12 |
| at New Jersey | 2  | 2 | 0 | 0   | 0   | 4   | 7  | 3  |
| at Utah       | 2  | 0 | 0 | 0   | 2   | 2   | 6  | 8  |

## 2023-24 SUMMARY

|            | GP | W | L | OT | PTS | GF | GA | SF | SA | PIM | PP       | SHG |
|------------|----|---|---|----|-----|----|----|----|----|-----|----------|-----|
| NEW JERSEY | 2  | 1 | 0 | 1  | 3   | 6  | 5  | 57 | 74 | 12  | 2-5, 40% | 1   |
| UTAH       | 2  | 1 | 1 | 0  | 2   | 5  | 6  | 74 | 57 | 14  | 0-4, 0%  | 0   |

| DATE    | GAME# | RES | SCORE | LOCATION  | GOALTENDERS        | W/D GOAL   |
|---------|-------|-----|-------|-----------|--------------------|------------|
| 1/19/23 | 45    | Lot | 4-3   | @ Seattle | BLACKWOOD/Jones    | Burakovsky |
| 2/9/23  | 51    | W   | 3-1   | @ DEVILS  | BLACKWOOD/Grubauer | HAMILTON   |

## INDIVIDUAL SCORING vs. HOCKEY CLUB

| PLAYER             | 2023-24 |   |   |     |     |     |   |    | WITH DEVILS |   |     |     |    | CAREER |   |     |     |  |
|--------------------|---------|---|---|-----|-----|-----|---|----|-------------|---|-----|-----|----|--------|---|-----|-----|--|
|                    | GP      | G | A | PTS | +/- | PIM | S | GP | G           | A | PTS | PIM | GP | G      | A | PTS | PIM |  |
| KEVIN BAHL         | 1       | 0 | 0 | 0   | -1  | 2   | 0 | 2  | 0           | 0 | 0   | 4   | 2  | 0      | 0 | 0   | 4   |  |
| NATHAN BASTIAN     | 2       | 0 | 0 | 0   | 2   | 5   | 3 | 3  | 0           | 1 | 1   | 2   | 3  | 0      | 1 | 1   | 2   |  |
| JESPER BRATT       | 2       | 0 | 2 | 2   | 0   | 0   | 2 | 4  | 1           | 2 | 3   | 0   | 4  | 1      | 2 | 3   | 0   |  |
| DOUGIE HAMILTON    | 2       | 2 | 0 | 2   | -2  | 4   | 6 | 4  | 2           | 0 | 2   | 4   | 4  | 2      | 0 | 2   | 4   |  |
| ERIK HAULA         | 2       | 1 | 1 | 2   | 1   | 2   | 5 | 2  | 1           | 1 | 2   | 2   | 3  | 1      | 2 | 3   | 2   |  |
| NICO HISCHIER      | 2       | 1 | 1 | 2   | 3   | 0   | 2 | 4  | 1           | 2 | 3   | 0   | 4  | 1      | 2 | 3   | 0   |  |
| ALEXANDER HOLTZ    | 1       | 0 | 0 | 0   | 0   | 0   | 1 | 1  | 0           | 0 | 0   | 0   | 1  | 0      | 0 | 0   | 0   |  |
| JACK HUGHES        | 1       | 0 | 1 | 1   | -2  | 0   | 5 | 2  | 0           | 2 | 2   | 0   | 2  | 0      | 2 | 2   | 0   |  |
| JOHN MARINO        | 1       | 1 | 0 | 1   | 0   | 0   | 0 | 0  | 1           | 0 | 0   | 0   | 3  | 1      | 1 | 2   | 0   |  |
| MICHAEL MCLEOD     | 2       | 0 | 0 | 0   | -1  | 0   | 0 | 3  | 3           | 7 | 3   | 7   | 4  | 0      | 3 | 3   | 7   |  |
| DAWSON MERCER      | 2       | 0 | 1 | 1   | 0   | 0   | 1 | 4  | 1           | 1 | 2   | 0   | 4  | 1      | 1 | 2   | 0   |  |
| ONDREJ PALAT       | 2       | 0 | 3 | 3   | 3   | 0   | 2 | 2  | 0           | 3 | 3   | 0   | 4  | 0      | 5 | 5   | 2   |  |
| JONAS SIEGENTHALER | 2       | 0 | 0 | 0   | 1   | 0   | 4 | 3  | 0           | 0 | 0   | 5   | 3  | 0      | 0 | 0   | 5   |  |
| BRENDAN SMITH      | 1       | 0 | 1 | 1   | 1   | 2   | 2 | 1  | 0           | 1 | 1   | 2   | 2  | 1      | 1 | 2   | 4   |  |

**TBA**

Also with career statistics vs. Hockey Club: VITEK VANECEK (2GP-1-1-0); CURTIS LAZAR (W/ NJD - - - - -/4-0-1-1-2); TIMO MEIER (W/NJD- - - - -/5-4-0-4-0); COLIN MILLER (W/ NJD- - - - -/5-0-0-0-0); TOMAS NOSEK (W/ NJD - - - - -/3-0-1-1-4); CHRIS TIERNEY (W/ NJD - - - - -/2-1-0-1-0); TYLER TOFFOLI (W/ NJD- - - - -/7-4-2-6-4).

## GOALTENDING HISTORY vs. HOCKEY CLUB

| GOALTENDER      | 2023-24 |    |    |     |   |   |    | WITH DEVILS |    |    |      |   |   |    | CAREER |    |    |      |   |   |    |
|-----------------|---------|----|----|-----|---|---|----|-------------|----|----|------|---|---|----|--------|----|----|------|---|---|----|
|                 | MIN     | GA | SO | GAA | W | L | OT | MIN         | GA | SO | GAA  | W | L | OT | MIN    | GA | SO | GAA  | W | L | OT |
| JAKE ALLEN      | -       | -  | -  | -   | - | - | -  | -           | -  | -  | -    | - | - | -  | 448    | 22 | 0  | 2.94 | 4 | 1 | 1  |
| NICO DAWS       | -       | -  | -  | -   | - | - | -  | 57          | 4  | 0  | 4.15 | 0 | 1 | 0  | 58     | 4  | 0  | 4.15 | 0 | 1 | 0  |
| JACOB MARKSTROM | -       | -  | -  | -   | - | - | -  | -           | -  | -  | -    | - | - | -  | 421    | 15 | 1  | 2.13 | 4 | 3 | 0  |

| YEAR          | HOME         | ROAD         | TOTAL        | GF-GA        | SF-SA          | PIM          | PP/PK            |
|---------------|--------------|--------------|--------------|--------------|----------------|--------------|------------------|
|               | W-L-O/T      | W-L-O/T      | W-L-O/T      |              |                |              |                  |
| 2020-21       | DID NOT PLAY |              |              |              |                |              |                  |
| 2021-22       | 1-0-0        | 0-0-1        | 1-0-1        | 7-5          | 59-55          | 41-47        | 0-6/2-8          |
| 2022-23       | 1-0-0        | 0-0-1        | 1-0-1        | 6-5          | 59-55          | 12-14        | 2-5/0-4          |
| 2023-24       | -            | -            | -            | -            | -              | -            | -                |
| <b>TOTALS</b> | <b>2-0-0</b> | <b>0-0-2</b> | <b>2-0-2</b> | <b>13-12</b> | <b>116-129</b> | <b>53-61</b> | <b>2-11/2-12</b> |

# UTAH HOCKEY CLUB

DELTA CENTER • SALT LAKE CITY, UT  
 (801) 325-2000 • Social Media Handle: @UtahHockeyClub  
 www.nhl.com/utah



UTAH HOCKEY CLUB VS. DEVILS

**General Manager** ..... Bill Armstrong  
**Head Coach** ..... Andre Tourigny  
**Assistant Coaches** ..... Baline Forsythe, John Madden, Mario Duhamel  
**Goaltending Coach** ..... Corey Schwab

### Establishment

The Utah Hockey Club expansion was approved by the NHL Board of Governors on April 18, 2024. Arizona's "hockey assets" were relocated to Salt Lake City, while the Arizona franchise would transition to an inactive club.


The team is owned by Smith Entertainment Group, which is led by Ryan Smith and his wife Ashley.

### OTHER INFORMATION

**Leading Scorer vs. NJ** ..... TBD  
**Leading Scorer vs. UTA** ..... TBD  
**Last Trade** ..... Devils acquired a 2024 2nd round draft-pick & 2025 2nd round draft-pick in exchange for John Marino & a 2024 5th round draft-pick (6/29/24)  
**Stanley Cups** ..... None  
**2024-2025 Schedule vs. UTA** ..... Oct. 14 @ NJD & Mar. 1 @ UTA



**TOURIGNY**



**KELLER**

### INDIVIDUAL SCORING vs. DEVILS

| PLAYER             | CAREER<br>2023-24 |   |   |     |     |     |   | CAREER |   |    |     |     |
|--------------------|-------------------|---|---|-----|-----|-----|---|--------|---|----|-----|-----|
|                    | GP                | G | A | PTS | +/- | PIM | S | GP     | G | A  | PTS | PIM |
| NICK BJUGSTAD      | -                 | - | - | -   | -   | -   | - | 19     | 3 | 3  | 6   | 10  |
| MICHAEL CARCONE    | -                 | - | - | -   | -   | -   | - | 3      | 0 | 0  | 0   | 2   |
| LOGAN COOLEY       | -                 | - | - | -   | -   | -   | - | 2      | 1 | 2  | 3   | 2   |
| LAWSON CROUSE      | -                 | - | - | -   | -   | -   | - | 11     | 1 | 4  | 5   | 0   |
| DYLAN GUENTHER     | -                 | - | - | -   | -   | -   | - | 2      | 2 | 0  | 2   | 0   |
| BARRETT HAYTON     | -                 | - | - | -   | -   | -   | - | 5      | 1 | 0  | 1   | 0   |
| CLAYTON KELLER     | -                 | - | - | -   | -   | -   | - | 11     | 4 | 6  | 10  | 0   |
| ALEX KERFOOT       | -                 | - | - | -   | -   | -   | - | 14     | 0 | 7  | 7   | 6   |
| MATIAS MACCELLI    | -                 | - | - | -   | -   | -   | - | 5      | 1 | 2  | 3   | 2   |
| JACK MCBAIN        | -                 | - | - | -   | -   | -   | - | 5      | 1 | 1  | 2   | 0   |
| NICK SCHMALTZ      | -                 | - | - | -   | -   | -   | - | 11     | 4 | 8  | 12  | 2   |
| ROBERT BORTUZZO    | -                 | - | - | -   | -   | -   | - | 22     | 1 | 1  | 2   | 27  |
| IAN COLE           | -                 | - | - | -   | -   | -   | - | 26     | 2 | 8  | 10  | 25  |
| SEAN DURZI         | -                 | - | - | -   | -   | -   | - | 5      | 2 | 2  | 4   | 2   |
| MICHAEL KESSEIRING | -                 | - | - | -   | -   | -   | - | 1      | 0 | 0  | 0   | 2   |
| JOHN MARINO        | -                 | - | - | -   | -   | -   | - | 15     | 1 | 3  | 4   | 0   |
| MIKHAIL SERGACHEV  | -                 | - | - | -   | -   | -   | - | 14     | 0 | 10 | 10  | 9   |
| JUUSO VALIMAKI     | -                 | - | - | -   | -   | -   | - | 5      | 0 | 3  | 3   | 4   |

Also with career statistics vs. Devils: NICK BJUGSTAD (17-3-3-6-6), ALEX KERFOOT (12-0-7-7-6), TROY STECHER (8-0-1-1-4), JASON ZUCKER (22-1-4-5-13).

### GOALTENDING HISTORY vs. DEVILS

| GOALTENDER     | 2023-24 |    |    |     |   |   |    | CAREER |    |    |      |   |   |    |
|----------------|---------|----|----|-----|---|---|----|--------|----|----|------|---|---|----|
|                | MIN     | GA | SO | GAA | W | L | OT | MIN    | GA | SO | GAA  | W | L | OT |
| CONNOR INGRAM  | -       | -  | -  | -   | - | - | -  | 60     | 5  | 0  | 4.97 | 0 | 0 | 1  |
| KAREL VEJMELKA | -       | -  | -  | -   | - | - | -  | 302    | 15 | 0  | 2.98 | 3 | 2 | 0  |



**ALL-TIME RECORD**

|                      | GP  | W  | L  | O/T | OTL | PTS | GF  | GA  |
|----------------------|-----|----|----|-----|-----|-----|-----|-----|
| DEVILS at New Jersey | 122 | 46 | 55 | 17  | 4   | 113 | 356 | 399 |
| DEVILS at Vancouver  | 62  | 29 | 24 | 6   | 3   | 67  | 194 | 189 |
|                      | 60  | 17 | 31 | 11  | 1   | 46  | 162 | 210 |

**2023-24 SUMMARY**

|            | GP | W | L | OT | PTS | GF | GA | SF | SA | PIM | PP       | SHG |
|------------|----|---|---|----|-----|----|----|----|----|-----|----------|-----|
| NEW JERSEY | 2  | 1 | 1 | 0  | 2   | 10 | 11 | 57 | 76 | 10  | 1-4, 25% | 0   |
| VANCOUVER  | 2  | 1 | 1 | 0  | 2   | 11 | 10 | 76 | 57 | 8   | 1-5, 20% | 0   |

| DATE    | GAME# | RES | SCORE | LOCATION    | GOALTENDERS   | W/D GOAL  |
|---------|-------|-----|-------|-------------|---------------|-----------|
| 12/5/23 | 23    | W   | 6-5   | @ Vancouver | VANECEK/Demko | BRATT     |
| 1/6/24  | 38    | L   | 4-6   | @ DEVILS    | DAWS/Demko    | Petterson |

**INDIVIDUAL SCORING vs. CANUCKS**

| PLAYER              | 2023-24 |   |   |     |     |     |   |    |   |   | WITH DEVILS |     |    |   |    |     |     |   |  |  | CAREER |  |  |
|---------------------|---------|---|---|-----|-----|-----|---|----|---|---|-------------|-----|----|---|----|-----|-----|---|--|--|--------|--|--|
|                     | GP      | G | A | PTS | +/- | PIM | S | GP | G | A | PTS         | PIM | GP | G | A  | PTS | PIM |   |  |  |        |  |  |
| JAKE ALLEN          | 1       | 0 | 0 | 0   | -   | 0   | 0 | -  | - | - | -           | -   | 19 | 0 | 0  | 0   | 0   | 0 |  |  |        |  |  |
| NATHAN BASTIAN      | 2       | 0 | 1 | 1   | 1   | 0   | 2 | 6  | 1 | 2 | 3           | 0   | 7  | 1 | 2  | 3   | 0   | 0 |  |  |        |  |  |
| JESPER BRATT        | 2       | 2 | 1 | 3   | 1   | 0   | 7 | 11 | 5 | 5 | 10          | 2   | 11 | 5 | 5  | 10  | 2   | 2 |  |  |        |  |  |
| GRAEME CLARKE       | 1       | 1 | 0 | 0   | 0   | 1   | 0 | 0  | 0 | 0 | 0           | 0   | 1  | 0 | 0  | 0   | 0   | 0 |  |  |        |  |  |
| PAUL COTTER         | 4       | 0 | 0 | 0   | 0   | 1   | 0 | 2  | 0 | 0 | 0           | 0   | 7  | 0 | 0  | 0   | 0   | 0 |  |  |        |  |  |
| NICO DAWS           | 1       | 0 | 0 | 0   | 0   | 0   | 0 | 3  | 0 | 0 | 0           | 0   | 3  | 0 | 0  | 0   | 0   | 0 |  |  |        |  |  |
| NICK DESIMONE       | 1       | 0 | 0 | 0   | 0   | 1   | 0 | 1  | - | - | -           | -   | 1  | 0 | 0  | 0   | 0   | 0 |  |  |        |  |  |
| BRENDEN DILLON      | 2       | 0 | 0 | 0   | 0   | 1   | 4 | 5  | 1 | 1 | 1           | -   | 42 | 2 | 8  | 11  | 40  | 6 |  |  |        |  |  |
| ERIK HAULA          | 2       | 2 | 1 | 3   | 1   | 0   | 2 | 4  | 2 | 1 | 1           | -   | 9  | 2 | 3  | 5   | 2   | 2 |  |  |        |  |  |
| NICO HISCHIER       | 1       | 1 | 1 | 2   | 0   | 0   | 1 | 2  | 2 | 3 | 3           | 2   | 2  | 1 | 1  | 3   | 5   | 2 |  |  |        |  |  |
| LUKE HUGHES         | 2       | 1 | 1 | 2   | 0   | 0   | 2 | 3  | 2 | 1 | 1           | 0   | 2  | 1 | 1  | 2   | 6   | 2 |  |  |        |  |  |
| JACK HUGHES         | 1       | 1 | 2 | 3   | 1   | 0   | 6 | 7  | 7 | 6 | 13          | 0   | 7  | 7 | 6  | 13  | 0   | 0 |  |  |        |  |  |
| JOHNATHAN KOVACEVIC | 2       | 0 | 0 | 0   | 2   | 0   | 1 | 1  | 0 | 0 | 0           | 0   | 5  | 0 | 1  | 1   | 2   | 0 |  |  |        |  |  |
| CURTIS LAZAR        | 2       | 0 | 2 | 2   | 1   | 0   | 0 | 2  | 0 | 2 | 2           | 0   | 12 | 0 | 4  | 4   | 0   | 0 |  |  |        |  |  |
| JACOB MARKSTROM     | 4       | 0 | 0 | 0   | 0   | 0   | 0 | 0  | 0 | 0 | 0           | 0   | 19 | 0 | 0  | 0   | 0   | 0 |  |  |        |  |  |
| TIMO MEIER          | 1       | 0 | 0 | 0   | 0   | 1   | 0 | 2  | 1 | 0 | 0           | 0   | 22 | 1 | 5  | 17  | 37  | 0 |  |  |        |  |  |
| DAWSON MERCER       | 2       | 0 | 0 | 0   | 3   | 0   | 4 | 6  | 2 | 1 | 3           | 0   | 6  | 2 | 1  | 3   | 0   | 0 |  |  |        |  |  |
| SIMON NEMEC         | 2       | 0 | 0 | 0   | 0   | 1   | 0 | 1  | 0 | 0 | 0           | 0   | 2  | 0 | 0  | 0   | 0   | 0 |  |  |        |  |  |
| STEFAN NOESEN       | 2       | 1 | 0 | 1   | 1   | 1   | 5 | 2  | 2 | 1 | 1           | 0   | 9  | 2 | 1  | 3   | 0   | 0 |  |  |        |  |  |
| ONDREJ PALAT        | 1       | 0 | 0 | 0   | 0   | 0   | 1 | 2  | 2 | 0 | 0           | 0   | 14 | 2 | 3  | 5   | 2   | 2 |  |  |        |  |  |
| BRETT PESCE         | 2       | 0 | 0 | 0   | 0   | 0   | 1 | 5  | 0 | 2 | 2           | 0   | 8  | 0 | 2  | 2   | 6   | 6 |  |  |        |  |  |
| JONAS SIEGENTHALER  | 2       | 0 | 1 | 1   | 2   | 0   | 1 | 5  | 0 | 2 | 2           | 4   | 14 | 0 | 3  | 2   | 2   | 2 |  |  |        |  |  |
| TOMAS TATAR         | 2       | 0 | 0 | 0   | 1   | 0   | 2 | 4  | 0 | 2 | 2           | 0   | 33 | 9 | 12 | 21  | 16  | 0 |  |  |        |  |  |

Also with career statistics vs. Canucks: JUSTIN DOWLING (W/NJD - - - - /-3-2-1-3-0 CAREER); DOUGIE HAMILTON (4-1-3-4-2/24-6-12-18-16); KURTIS MACDERMID (- - - - /-7-0-1-1-2); MAX WILLMAN (- - - - /-1-0-0-0-2).

**GOALTENDING HISTORY vs. CANUCKS**

| GOALTENDER      | 2023-24 |    |    |      |   |   |    | WITH DEVILS |    |    |      |   |   |    | CAREER |    |    |      |    |   |    |
|-----------------|---------|----|----|------|---|---|----|-------------|----|----|------|---|---|----|--------|----|----|------|----|---|----|
|                 | MIN     | GA | SO | GAA  | W | L | OT | MIN         | GA | SO | GAA  | W | L | OT | MIN    | GA | SO | GAA  | W  | L | OT |
| JAKE ALLEN      | 59      | 3  | 0  | 3.06 | 0 | 1 | 0  |             |    |    |      |   |   |    | 1097   | 50 | 0  | 2.73 | 9  | 7 | 3  |
| NICO DAWS       | 59      | 5  | 0  | 5.10 | 0 | 1 | 0  | 148         | 11 | 0  | 4.47 | 1 | 2 | 0  | 148    | 11 | 0  | 4.47 | 1  | 2 | 0  |
| JACOB MARKSTROM | 235     | 12 | 0  | 3.07 | 1 | 3 | 0  |             |    |    |      |   |   |    | 1115   | 47 | 2  | 2.53 | 11 | 6 | 2  |

| YEAR    | HOME W-L-O/T | ROAD W-L-O/T | TOTAL W-L-O/T | GF-GA        | SF-SA     | PIM       | PP/PK         |  |
|---------|--------------|--------------|---------------|--------------|-----------|-----------|---------------|--|
| 1982-83 | 1-0-1        | 0-0-1        | 1-0-2         | 11-9         | 75-90     | 33-36     | 3-11/6-14     |  |
| 1983-84 | 1-0-0        | 0-2-0        | 1-2-0         | 10-10        | 74-82     | 43-43     | 0-8/5-13      |  |
| 1984-85 | 0-2-0        | 0-1-0        | 0-3-0         | 11-16        | 98-106    | 53-51     | 3-8/3-9       |  |
| 1985-86 | 1-0-0        | 1-1-0        | 2-1-0         | 13-11        | 76-84     | 85-60     | 1-0/5-24      |  |
| 1986-87 | 1-0-1        | 1-0-0        | 2-0-1         | 9-7          | 79-92     | 62-77     | 4-11/3-9      |  |
| 1987-88 | 0-1-0        | 0-2-0        | 0-3-0         | 6-15         | 92-85     | 88-76     | 2-1/3-6-19    |  |
| 1988-89 | 0-1-0        | 0-0-1        | 0-1-1         | 5-7          | 90-85     | 54-48     | 1-1/2-17      |  |
| 1989-90 | 0-1-0        | 0-2-0        | 0-3-0         | 7-11         | 80-92     | 66-28     | 0-7/1-10      |  |
| 1990-91 | 2-0-0        | 0-1-0        | 2-1-0         | 12-6         | 80-82     | 64-65     | 0-8/1-12      |  |
| 1991-92 | 1-0-0        | 0-2-0        | 1-2-0         | 9-9          | 80-88     | 75-54     | 2-10/2-16     |  |
| 1992-93 | 1-0-0        | 0-1-0        | 1-1-0         | 5-9          | 55-56     | 23-23     | 0-9/3-9       |  |
| 1993-94 | 1-0-0        | 0-1-0        | 1-1-0         | 10-9         | 72-60     | 33-39     | 3-13/3-10     |  |
| 1994-95 | 0-0-0        | 1-0-0        | 0-0-0         | 0-0          | 0-0       | 0-0       | 0-0/0-0       |  |
| 1995-96 | 0-1-0        | 1-0-0        | 1-1-0         | 5-6          | 55-49     | 25-23     | 1-8/1-9       |  |
| 1996-97 | 0-1-0        | 1-0-0        | 1-1-0         | 2-4          | 70-30     | 10-28     | 1-9/0-3       |  |
| 1997-98 | 1-0-0        | 0-1-0        | 1-1-0         | 9-4          | 78-37     | 20-44     | 2-7/1-5       |  |
| 1998-99 | 0-1-0        | 1-0-0        | 1-1-0         | 5-5          | 68-59     | 41-21     | 1-6/1-6       |  |
| 1999-00 | 0-0-0        | 0-1-0        | 0-1-0         | 2-4          | 30-30     | 31-17     | 1-5/1-7       |  |
| 2000-01 | 1-0-0        | 0-0-0        | 1-0-0         | 4-0          | 15-23     | 8-8       | 0-3/0-3       |  |
| 2001-02 | 0-1-0        | 0-1-0        | 0-2-0         | 4-7          | 52-54     | 22-16     | 1-6/2-9       |  |
| 2002-03 | 0-1-0        | 0-0-0        | 0-1-0         | 2-3          | 26-28     | 2-4       | 0-2/0-1       |  |
| 2003-04 | 0-1-0        | 0-0-0        | 0-1-0         | 0-4          | 24-22     | 11-9      | 0-2/2-3       |  |
| 2005-06 | 1-0-0        | 0-0-0        | 1-0-0         | 3-0          | 26-26     | 6-12      | 3-5/0-2       |  |
| 2006-07 | 0-0-0        | 0-0-0        | 0-0-0         | 0-0          | 0-0       | 0-0       | 0-0/0-0       |  |
| 2007-08 | 0-0-0        | 0-1-0        | 0-1-0         | 0-5          | 32-24     | 27-17     | 0-6/0-5       |  |
| 2008-09 | 0-0-0        | 1-0-0        | 1-0-0         | 5-3          | 28-29     | 8-4       | 0-1/0-3       |  |
| 2009-10 | 0-1-0        | 0-0-0        | 0-1-0         | 2-5          | 29-26     | 6-8       | 0-2/0-1       |  |
| 2010-11 | 0-0-0        | 0-1-0        | 0-1-0         | 0-3          | 30-23     | 13-11     | 0-2/0-3       |  |
| 2011-12 | 0-1-0        | 0-0-0        | 0-1-0         | 1-2          | 31-16     | 2-4       | 0-2/0-1       |  |
| 2012-13 | 0-0-0        | 0-0-0        | 0-0-0         | 0-0          | 0-0       | 0-0       | 0-0/0-0       |  |
| 2013-14 | 0-0-1        | 0-0-1        | 0-0-2         | 4-6          | 53-53     | 8-8       | 1-4/0-4       |  |
| 2014-15 | 1-0-0        | 0-1-0        | 1-1-0         | 4-4          | 47-59     | 15-13     | 1-3/0-5       |  |
| 2015-16 | 1-0-0        | 1-0-0        | 2-0-0         | 7-5          | 50-69     | 65-44     | 2-10/1-14     |  |
| 2016-17 | 1-0-0        | 1-0-0        | 2-0-0         | 5-3          | 44-46     | 36-20     | 1-3/1-6       |  |
| 2017-18 | 1-0-0        | 1-0-0        | 2-0-0         | 5-2          | 52-62     | 14-8      | 1-4/1-7       |  |
| 2018-19 | 1-0-0        | 1-0-0        | 2-0-0         | 6-2          | 56-52     | 18-18     | 2-4/1-9       |  |
| 2019-20 | 1-0-0        | 1-0-0        | 2-0-0         | 3-1          | 51-56     | 29-21     | 2-6/1-9       |  |
| 2020-21 |              |              |               | DID NOT PLAY |           |           |               |  |
| 2021-22 | 1-0-0        | 0-1-0        | 1-1-0         | 10-8         | 68-94     | 4-10      | 1-5/0-2       |  |
| 2022-23 | 1-0-0        | 1-0-0        | 2-0-0         | 10-6         | 71-53     | 27-35     | 1-4/2-6       |  |
| 2023-24 | 0-0-0        | 1-0-0        | 1-0-0         | 4-6          | 57-73     | 10-8      | 1-4/1-5       |  |
| TOTALS  | 21-12-5      | 13-20-3      | 34-32-8       | 216-221      | 2094-1986 | 1137-1015 | 43-246/56-290 |  |



# VANCOUVER CANUCKS

ROGERS ARENA • VANCOUVER, B.C.  
 (604) 899-4600 • Fax (604) 899-4640  
 canucks.com



CANUCKS VS. DEVILS

**President of Hockey Operations** ..... Jim Rutherford  
**Assistant General Managers** ..... Patrik Allvin, Emilie Castonguay,  
 Cammi Granato, Ryan Johnson  
**Sr. Advisor, Hockey Operations** ..... Dale Tallon  
**Head Coach** ..... Rick Tocchet  
**Assistant Coaches** ..... Adam Foote, Yogi Svejkovsky  
**Director of Goaltending** ..... Ian Clark

## 2023-24 LEADERS

**Goals** ..... Brock Boeser, 40      **PIM** ..... Nikita Zadorov, 102  
**Assists** ..... Quinn Hughes, 75      **GAA** ..... Thatcher Demko, 2.45  
**Points** ..... J.T. Miller, 103      **Wins** ..... Thatcher Demko, 35  
**+/-** ..... Quinn Hughes, +38      **ShO** ..... Thatcher Demko, 5

## OTHER INFORMATION

**Leading Scorer vs. NJ** ..... Tony Tanti, 14g-8a-22pts  
**Leading Scorer vs. Van.** ..... Patrik Elias 10g-7a-17pts  
 John MacLean, 7g-10a-17pts  
**Last Trade** ..... Devils acquired Curtis Lazarin exchange for a  
 2024 4th-round draft pick (3/3/23)  
**Stanley Cups** ..... None  
**2024-2025 Schedule vs. Van.** ..... Oct. 30 @ VAN & Mar. 24 @ NJD



**TOCCHET**



**HUGHES**

## INDIVIDUAL SCORING vs. DEVILS

| PLAYER           | 2023-24 |   |   |     |     |     |   | CAREER |   |    |     |     |
|------------------|---------|---|---|-----|-----|-----|---|--------|---|----|-----|-----|
|                  | GP      | G | A | PTS | +/- | PIM | S | GP     | G | A  | PTS | PIM |
| NILS AMAN        | 2       | 0 | 0 | 0   | 2-  | 2   | 3 | 4      | 0 | 0  | 0   | 4   |
| TEDDY BLUEGER    | 2       | 0 | 2 | 2   | 1   | 0   | 4 | 15     | 3 | 5  | 8   | 4   |
| BROCK BOESER     | 2       | 1 | 3 | 4   | 4   | 0   | 6 | 11     | 2 | 6  | 8   | 0   |
| IAN COLE         | 2       | 0 | 1 | 1   | 1-  | 0   | 0 | 26     | 2 | 8  | 10  | 25  |
| THATCHER DEMKO   | 2       | 0 | 0 | 0   | -   | 0   | 0 | 6      | 0 | 0  | 0   | 0   |
| CONOR GARLAND    | 2       | 1 | 1 | 2   | 0   | 0   | 4 | 10     | 2 | 4  | 6   | 0   |
| NILS HOGLANDER   | 2       | 1 | 0 | 1   | 0   | 0   | 5 | 5      | 2 | 0  | 2   | 0   |
| FILIP HRONEK     | 2       | 0 | 1 | 1   | 2   | 0   | 3 | 11     | 0 | 5  | 5   | 2   |
| QUINN HUGHES     | 2       | 0 | 5 | 5   | 1   | 0   | 6 | 8      | 0 | 8  | 8   | 2   |
| DAKOTA JOSHUA    | 2       | 2 | 1 | 3   | 1   | 4   | 6 | 5      | 2 | 1  | 3   | 14  |
| NOAH JUULSEN     | 2       | 0 | 0 | 0   | 1-  | 0   | 0 | 4      | 0 | 0  | 0   | 0   |
| LINUS KARLSSON   | 1       | 0 | 0 | 0   | 0   | 0   | 1 | 1      | 0 | 0  | 0   | 0   |
| SAM LAFFERTY     | 2       | 1 | 0 | 1   | 3-  | 0   | 4 | 14     | 1 | 6  | 7   | 10  |
| ILYA MIKHEYEV    | 2       | 0 | 0 | 0   | 1-  | 0   | 4 | 7      | 3 | 2  | 5   | 4   |
| J.T. MILLER      | 2       | 3 | 3 | 6   | 4   | 0   | 6 | 30     | 7 | 14 | 21  | 19  |
| TYLER MYERS      | 2       | 0 | 0 | 0   | 0   | 0   | 3 | 31     | 4 | 4  | 8   | 16  |
| ELIAS PETTERSSON | 2       | 2 | 3 | 5   | 4   | 0   | 8 | 9      | 3 | 5  | 8   | 2   |
| CARSON SOUCY     | 1       | 0 | 1 | 1   | 2   | 0   | 1 | 6      | 1 | 1  | 2   | 4   |
| PIUS SUTER       | 1       | 0 | 0 | 0   | 1-  | 0   | 3 | 7      | 1 | 1  | 2   | 0   |

Also with career statistics vs. Devils: GUILLAUME BRISEBOIS (1-0-0-0-0 CAREER VS NJD); CASEY DESMITH (8-0-0-0-0); PHILLIP DI GIUSEPPE (16-2-2-4-4); MATT IRWIN (17-0-2-2-2); VITALI KRAVTSOV (5-1-0-1-2); VASILY PODKOLZIN (4-1-0-1-0).

## GOALTENDING HISTORY vs. DEVILS

| GOALTENDER     | MIN | 2023-24 |    |      |   |   | MIN | CAREER |    |    |      |   |   |    |
|----------------|-----|---------|----|------|---|---|-----|--------|----|----|------|---|---|----|
|                |     | GA      | SO | GAA  | W | L |     | OT     | GA | SO | GAA  | W | L | OT |
| THATCHER DEMKO | 119 | 10      | 0  | 5.02 | 1 | 1 | 0   | 329    | 19 | 0  | 3.46 | 2 | 3 | 0  |
| CASEY DeSMITH  | -   | -       | -  | -    | - | - | -   | 401    | 18 | 0  | 2.69 | 3 | 3 | 0  |



**ALL-TIME RECORD**

|               | GP | W | L | O/T | OTL | PTS | GF | GA |
|---------------|----|---|---|-----|-----|-----|----|----|
| <b>DEVILS</b> | 12 | 5 | 6 | 0   | 1   | 11  | 39 | 37 |
| at New Jersey | 6  | 3 | 3 | 0   | 0   | 6   | 21 | 23 |
| at Vegas      | 6  | 2 | 3 | 0   | 1   | 5   | 17 | 18 |

**2023-24 SUMMARY**

|            | GP | W | L | OT | PTS | GF | GA | SF | SA | PIM | PP      | SHG |
|------------|----|---|---|----|-----|----|----|----|----|-----|---------|-----|
| NEW JERSEY | 2  | 1 | 1 | 0  | 2   | 7  | 8  | 59 | 69 | 6   | 0-4, 0% | 0   |
| VEGAS      | 2  | 0 | 0 | 1  | 3   | 8  | 7  | 69 | 59 | 10  | 0-2, 0% | 0   |

| DATE    | GAME# | RES | SCORE | LOCATION | GOALTENDERS      | W/D GOAL |
|---------|-------|-----|-------|----------|------------------|----------|
| 1/22/24 | 45    | Wo  | 6-5   | @ DEVILS | VANECEK/Thompson | TOFFOLI  |
| 3/3/23  | 68    | L   | 1-3   | @ Vegas  | ALLEN/Thompson   | Eichel   |

**INDIVIDUAL SCORING vs. GOLDEN KNIGHTS**

| PLAYER              | 2023-24 |   |   |     |     |     | WITH DEVILS |    |   |   |     |     | CAREER |   |   |     |     |  |
|---------------------|---------|---|---|-----|-----|-----|-------------|----|---|---|-----|-----|--------|---|---|-----|-----|--|
|                     | GP      | G | A | PTS | +/- | PIM | S           | GP | G | A | PTS | PIM | GP     | G | A | PTS | PIM |  |
| JAKE ALLEN          | 1       | 0 | 0 | 0   | -   | 0   | 0           | 1  | 0 | 0 | 0   | 0   | 9      | 0 | 0 | 0   | 0   |  |
| NATHAN BASTIAN      | 1       | 0 | 2 | 2   | 2   | 0   | 1           | 5  | 1 | 3 | 4   | 0   | 7      | 1 | 3 | 4   | 2   |  |
| JESPER BRATT        | 2       | 0 | 1 | 1   | 2-  | 0   | 14          | 10 | 2 | 5 | 7   | 0   | 10     | 2 | 5 | 7   | 0   |  |
| NICK DESIMONE       | 1       | 0 | 0 | 0   | 1   | 0   | 0           | 1  | 0 | 0 | 0   | 0   | 3      | 0 | 0 | 0   | 0   |  |
| BRENDEN DILLON      | 3       | 0 | 0 | 0   | 1-  | 0   | 6           | -  | - | - | -   | -   | 21     | 0 | 4 | 4   | 14  |  |
| ERIK HAULA          | 2       | 0 | 1 | 1   | 1   | 0   | 1           | 4  | 0 | 1 | 1   | 0   | 8      | 1 | 4 | 5   | 2   |  |
| NICO HISCHIER       | 2       | 2 | 0 | 1   | 1-  | 0   | 4           | 11 | 5 | 3 | 8   | 0   | 11     | 5 | 3 | 8   | 0   |  |
| JACK HUGHES         | 1       | 0 | 0 | 0   | 2-  | 0   | 3           | 5  | 1 | 3 | 4   | 0   | 5      | 1 | 3 | 4   | 0   |  |
| LUKE HUGHES         | 2       | 0 | 1 | 1   | 0   | 0   | 1           | 2  | 0 | 1 | 1   | 0   | 2      | 0 | 1 | 1   | 0   |  |
| JOHNATHAN KOVACEVIC | 2       | 1 | 0 | 1   | 1-  | 0   | 2           | -  | - | - | -   | -   | 3      | 1 | 0 | 1   | 5   |  |
| CURTIS LAZAR        | 2       | 2 | 0 | 2   | 2   | 0   | 3           | 2  | 2 | 0 | 2   | 0   | 11     | 3 | 2 | 5   | 0   |  |
| KURTIS MACDERMID    | 1       | 0 | 0 | 0   | 0   | 0   | 0           | 1  | 0 | 0 | 0   | 0   | 16     | 0 | 0 | 0   | 8   |  |
| JACOB MARKSTROM     | 1       | 0 | 0 | 0   | -   | 0   | 0           | -  | - | - | -   | -   | 17     | 0 | 0 | 0   | 0   |  |
| TIMO MEIER          | 2       | 0 | 1 | 1   | 2-  | 0   | 9           | 2  | 0 | 1 | 1   | 0   | 27     | 6 | 6 | 12  | 12  |  |
| DAWSON MERCER       | 2       | 0 | 1 | 1   | 1-  | 2   | 3           | 6  | 1 | 1 | 2   | 2   | 6      | 1 | 1 | 2   | 2   |  |
| SIMON NEMEC         | 2       | 0 | 2 | 2   | 1-  | 0   | 2           | 2  | 0 | 2 | 2   | 0   | 2      | 0 | 2 | 2   | 0   |  |
| STEFAN NOESEN       | 2       | 1 | 0 | 1   | 1   | 0   | 3           | 3  | 1 | 0 | 1   | 0   | 8      | 2 | 0 | 2   | 0   |  |
| ONDREJ PALAT        | 1       | 0 | 0 | 0   | 1-  | 2   | 2           | 3  | 1 | 0 | 1   | 4   | 11     | 2 | 4 | 6   | 4   |  |
| BRETT PESCE         | 2       | 0 | 1 | 1   | 3   | 0   | 4           | -  | - | - | -   | -   | 10     | 1 | 1 | 2   | 2   |  |
| TOMAS TATAR         | 4       | 0 | 1 | 1   | 0   | 2   | 7           | 4  | 1 | 1 | 2   | 0   | 13     | 3 | 5 | 8   | 9   |  |
| MAX WILLMAN         | 1       | 0 | 0 | 0   | 0   | 0   | 1           | 1  | 0 | 0 | 0   | 0   | 2      | 1 | 0 | 1   | 2   |  |

Also with career statistics vs. Golden Knights: DOUGIE HAMILTON (4-2-2-4-4 W/NJD / 10-3-4-7-8 CAREER); SANTERI HATAKKA (- - - -/1-0-0-0-0); JONAS SIEGENTHALER (3-0-1-1-0/5-1-1-2-0).

**GOALTEENDING HISTORY vs. GOLDEN KNIGHTS**

| GOALTENDER      | 2023-24 |    |    |      |   |   | WITH DEVILS |     |    |    |      |   | CAREER |    |     |    |    |      |   |   |    |
|-----------------|---------|----|----|------|---|---|-------------|-----|----|----|------|---|--------|----|-----|----|----|------|---|---|----|
|                 | MIN     | GA | SO | GAA  | W | L | OT          | MIN | GA | SO | GAA  | W | L      | OT | MIN | GA | SO | GAA  | W | L | OT |
| JAKE ALLEN      | 59      | 2  | 0  | 2.04 | 0 | 1 | 0           | 60  | 1  | 0  | 1.00 | 1 | 0      | 0  | 542 | 31 | 0  | 3.43 | 2 | 4 | 3  |
| JACOB MARKSTROM | 60      | 1  | 0  | 1.00 | 1 | 0 | 0           | -   | -  | -  | -    | - | -      | -  | 898 | 50 | 1  | 3.34 | 6 | 9 | 1  |

| YEAR          | HOME         | ROAD         | TOTAL        | GF-GA        | SF-SA          | PIM          | PP/PK            |
|---------------|--------------|--------------|--------------|--------------|----------------|--------------|------------------|
|               | W-L-O/T      | W-L-O/T      | W-L-O/T      |              |                |              |                  |
| 2017-18       | 0-1-0        | 1-0-0        | 1-1-0        | 10-6         | 63-69          | 14-10        | 2-5/3-7          |
| 2018-19       | 1-0-0        | 0-1-0        | 1-1-0        | 6-7          | 80-50          | 10-14        | 1-7/1-5          |
| 2019-20       | 0-1-0        | 0-1-0        | 0-2-0        | 3-7          | 62-62          | 10-12        | 0-5/1-4          |
| 2020-21       | DID NOT PLAY |              |              |              |                |              |                  |
| 2021-22       | 0-1-0        | 1-0-0        | 1-1-0        | 6-7          | 54-74          | 10-28        | 1-4/1-5          |
| 2022-23       | 1-0-0        | 0-0-1        | 1-0-1        | 6-6          | 86-57          | 13-11        | 2-3/0-4          |
| 2023-24       | 1-0-0        | 0-1-0        | 1-1-0        | 7-8          | 59-69          | 6-10         | 0-4/0-2          |
| <b>TOTALS</b> | <b>3-3-0</b> | <b>2-3-1</b> | <b>5-6-1</b> | <b>39-41</b> | <b>404-381</b> | <b>63-80</b> | <b>6-28/6-27</b> |

**FUN FACT**

New Jersey's first-ever contest against the Golden Knights in Vegas was an 8-3 victory on Mar. 14, 2018.

The Devils witnessed seven different goal-scorers, one of which was Nico Hischier.

# VEGAS GOLDEN KNIGHTS

T-MOBILE ARENA • LAS VEGAS, NV.

(702) 645-4259

vegasgoldenknights.com



GOLDEN KNIGHTS VS. DEVILS

**President of Hockey Ops/Alt. Governor** .....George McPhee  
**General Manager** ..... Kelly McCrimmon  
**Assistant General Managers** .....Vaughn Karpan, Andrew Lugerner  
**Head Coach**..... Bruce Cassidy  
**Assistant Coaches**.....John Stevens, Dominique Ducharme, Joel Ward  
**Director/ NHL Goaltending Coach** ..... Sean Burke

## 2023-24 LEADERS


**Goals**..... Jonathan Marchessault, 42      **PIM**..... Keegan Kolesar, 49  
**Assists**..... J. Eichel & M. Stone, 37      **GAA**..... Logan Thompson, 2.70  
**Points**..... Jonathan Marchessault, 69      **Wins**..... Logan Thompson, 25  
**+/-**..... Brayden McNabb, +18      **ShO**..... Adin Hill, 21

## OTHER INFORMATION

**Leading Scorer vs. NJ**..... Jonathan Marchessault, 8g-7a-15pts  
**Leading Scorer vs. VGK**..... Nico Hischier, 6g-2a-8pts  
**Last Trade**.....Devils acquired Paul Cotter & 2025 3rd round draft-pick  
in exchange for Alexander Holtz & Akira Schmid (6/29/24)  
**Stanley Cups**..... 1, 2022-23  
**2024-2025 Schedule vs. VGK** .....Feb. 6 @ NJD & Mar. 2 @ VGK



**CASSIDY**



**STONE**

## INDIVIDUAL SCORING vs. DEVILS

| PLAYER           | 2023-24 |   |   |     |     |     |   | CAREER |   |    |     |     |
|------------------|---------|---|---|-----|-----|-----|---|--------|---|----|-----|-----|
|                  | GP      | G | A | PTS | +/- | PIM | S | GP     | G | A  | PTS | PIM |
| IVAN BARBASHEV   | 2       | 0 | 1 | 1   | 1   | 0   | 2 | 12     | 5 | 6  | 11  | 4   |
| BRENDAN BRISSON  | 1       | 0 | 0 | 0   | 2-  | 0   | 1 | 1      | 0 | 0  | 0   | 0   |
| WILLIAM CARRIER  | 1       | 1 | 0 | 1   | 1   | 0   | 2 | 8      | 3 | 1  | 4   | 4   |
| PAVEL DOROFYEV   | 2       | 1 | 0 | 1   | 1   | 2   | 3 | 2      | 1 | 0  | 1   | 0   |
| JACK EICHEL      | 1       | 1 | 0 | 1   | 0   | 0   | 8 | 19     | 8 | 11 | 19  | 2   |
| BYRON FROESE     | 1       | 0 | 0 | 0   | 0   | 0   | 1 | 7      | 1 | 0  | 1   | 4   |
| NICOLAS HAGUE    | 1       | 0 | 0 | 0   | 1-  | 0   | 0 | 5      | 0 | 1  | 1   | 0   |
| NOAH HANIFIN     | 3       | 0 | 5 | 5   | 0   | 0   | 9 | 23     | 2 | 11 | 13  | 4   |
| BRETT HOWDEN     | 2       | 0 | 0 | 0   | 4-  | 2   | 4 | 19     | 1 | 4  | 5   | 11  |
| BEN HUTTON       | 1       | 0 | 0 | 0   | 0   | 0   | 4 | 11     | 1 | 1  | 2   | 2   |
| WILLIAM KARLSSON | 1       | 1 | 0 | 1   | 1   | 0   | 4 | 20     | 8 | 7  | 15  | 2   |
| KEEGAN KOLESAR   | 2       | 0 | 0 | 0   | 1   | 0   | 2 | 6      | 1 | 1  | 2   | 0   |
| KAEDAN KORCZAK   | 1       | 0 | 1 | 1   | 0   | 0   | 2 | 2      | 0 | 1  | 1   | 0   |
| BRAYDEN MCNABB   | 2       | 0 | 0 | 0   | 2   | 0   | 0 | 17     | 1 | 5  | 6   | 4   |
| ALEX PIETRANGELO | 2       | 0 | 1 | 1   | 2   | 2   | 3 | 22     | 4 | 7  | 11  | 14  |
| JONAS RONDBJERG  | 1       | 0 | 0 | 0   | 0   | 0   | 1 | 1      | 0 | 0  | 0   | 0   |
| NICOLAS ROY      | 2       | 1 | 2 | 3   | 3   | 0   | 4 | 6      | 2 | 4  | 6   | 0   |
| ILYA SAMSONOV    | 1       | 0 | 0 | 0   | -   | 0   | 0 | 9      | 0 | 0  | 0   | 0   |
| MARK STONE       | 1       | 0 | 2 | 2   | 1   | 0   | 3 | 17     | 3 | 9  | 12  | 4   |
| SHEA THEODORE    | 1       | 0 | 1 | 1   | 1   | 0   | 0 | 9      | 0 | 4  | 4   | 0   |
| ZACH WHITECLOUD  | 1       | 0 | 0 | 0   | 3-  | 2   | 1 | 5      | 0 | 0  | 0   | 0   |

Also with career statistics vs. Devils: ADIN HILL (1-0-0-0-0 CAREER V NJD).

## GOALTENDING HISTORY vs. DEVILS

| GOALTENDER    | 2023-24 |    |    |      |   |   | CAREER |     |    |    |      |   |   |    |
|---------------|---------|----|----|------|---|---|--------|-----|----|----|------|---|---|----|
|               | MIN     | GA | SO | GAA  | W | L | OT     | MIN | GA | SO | GAA  | W | L | OT |
| ADIN HILL     | -       | -  | -  | -    | - | - | -      | 65  | 3  | 0  | 2.77 | 1 | 0 | 0  |
| ILYA SAMSONOV | 59      | 6  | 0  | 6.10 | 0 | 1 | 0      | 538 | 27 | 1  | 3.01 | 6 | 2 | 1  |



# WASHINGTON CAPITALS

CAPITAL ONE ARENA • WASHINGTON, D.C.  
 (202) 628-3200 • Fax (202) 266-2210  
 washingtoncaps.com



CAPITALS VS. DEVILS

**President of Hockey Operations**..... Brian MacLellan  
**Senior VP & General Manager**.....Chris Patrick  
**Assistant General Manager**.....Ross Mahoney  
**Assistant General Manager & Dir. of Legal Affairs**.....Don Fishman  
**Head Coach**.....Spencer Carbery  
**Assistant Coaches**..... Scott Allen, Kirk Muller, Mitch Love, Kenny McCudden  
**Goaltending Coach**..... Scott Murray

## 2023-24 LEADERS


**Goals**.....Alex Ovechkin, 31      **PIM**.....Tom Wilson, 133  
**Assists**.....John Carlson, 42      **GAA**..... Charlie Lindgren, 2.67  
**Points**.....Dylan Strome, 67      **Wins**..... Charlie Lindgren, 25  
**+/-**..... Anthony Mantha, +5      **ShO**..... Charlie Lindgren, 6

## OTHER INFORMATION

**Leading Scorer vs. NJ**..... Alex Ovechkin, 41g-45a-86pts  
**Leading Scorer vs. Wsh**.....Patrik Elias, 22g-36a-58pts  
**Last Trade**.....Devils acquired Vitek Vanecek  
 & a 2022 2nd-round draft pick in exchange for  
 a 2022 2nd-round & 3rd-round pick  
**Stanley Cups**.....1 (last time 2017-18)  
**2024-2025 Schedule vs. Wsh**.....Oct. 12 @ WSH, Oct. 19 @ NJD,  
 Nov. 23 @ WSH & Nov. 30 @ NJD



**CARBERY**



**OVECHKIN**

## INDIVIDUAL SCORING vs. DEVILS

| PLAYER              | GP | 2023-24 |   |     |     |     | CAREER |    |    |    |     |     |
|---------------------|----|---------|---|-----|-----|-----|--------|----|----|----|-----|-----|
|                     |    | G       | A | PTS | +/- | PIM | S      | GP | G  | A  | PTS | PIM |
| ALEXANDER ALEXEYEV  | 1  | 0       | 0 | 0   | 2   | 0   | 1      | 3  | 0  | 0  | 0   | 0   |
| NICKLAS BACKSTROM   | 1  | 0       | 1 | 1   | 1   | 0   | 1      | 62 | 18 | 42 | 60  | 16  |
| ETHAN BEAR          | 2  | 0       | 0 | 0   | -2  | 0   | 2      | 8  | 1  | 0  | 1   | 0   |
| JOHN CARLSON        | 4  | 1       | 2 | 3   | -2  | 0   | 8      | 57 | 10 | 34 | 44  | 32  |
| NIC DOWD            | 3  | 0       | 0 | 0   | 0   | 0   | 3      | 25 | 3  | 3  | 6   | 4   |
| MARTIN FEHERVARY    | 3  | 0       | 2 | 2   | 0   | 0   | 4      | 8  | 0  | 2  | 2   | 0   |
| HARDY HAMAN AKTELL  | 1  | 0       | 0 | 0   | 0   | 0   | 0      | 1  | 0  | 0  | 0   | 0   |
| CONNOR MCMICHAEL    | 4  | 4       | 0 | 4   | 0   | 0   | 9      | 7  | 5  | 0  | 5   | 0   |
| SONNY MILANO        | 3  | 1       | 2 | 3   | 1   | 2   | 2      | 10 | 1  | 5  | 6   | 8   |
| T.J. OSHIE          | 3  | 0       | 2 | 2   | 0   | 4   | 3      | 36 | 8  | 9  | 17  | 12  |
| ALEX OVECHKIN       | 4  | 3       | 5 | 8   | 3   | 4   | 15     | 76 | 41 | 45 | 86  | 30  |
| ALIAKSEI PROTAS     | 4  | 0       | 2 | 2   | -1  | 0   | 6      | 7  | 1  | 3  | 4   | 2   |
| RASMUS SANDIN       | 4  | 0       | 3 | 3   | 2   | 0   | 1      | 11 | 1  | 5  | 6   | 9   |
| MICHAEL SGARBOSSA   | 1  | 1       | 0 | 1   | 0   | 0   | 4      | 3  | 1  | 1  | 2   | 0   |
| DYLAN STROME        | 4  | 3       | 2 | 5   | 1   | 0   | 9      | 14 | 5  | 9  | 14  | 2   |
| TREVOR VAN RIEMSDYK | 3  | 0       | 0 | 0   | 1   | 0   | 1      | 20 | 1  | 4  | 5   | 0   |
| TOM WILSON          | 4  | 0       | 3 | 3   | 0   | 2   | 10     | 42 | 6  | 17 | 23  | 67  |

Also with career statistics vs. Devils: LOGAN THOMPSON (3-0-0-0-0); JAKOB CHYCHRUN (10-1-3-4-0); PIERRE-LUC DUBOIS (17-4-10-14-4); ANDREW MANGIAPANE (9-4-1-5-0); TAYLOR RADDYSH (6-0-2-2-0).

## GOALTENDING HISTORY vs. DEVILS

| GOALTENDER       | MIN | 2023-24 |    |      |   |   | CAREER |     |    |    |      |   |   |    |
|------------------|-----|---------|----|------|---|---|--------|-----|----|----|------|---|---|----|
|                  |     | GA      | SO | GAA  | W | L | OT     | MIN | GA | SO | GAA  | W | L | OT |
| CHARLIE LINDGREN | 119 | 4       | 0  | 2.02 | 2 | 0 | 0      | 243 | 18 | 0  | 2.74 | 2 | 2 | 0  |
| HUNTER SHEPARD   | 119 | 10      | 0  | 5.00 | 1 | 1 | 0      | 119 | 10 | 0  | 5.00 | 1 | 1 | 0  |
| LOGAN THOMPSON   | -   | -       | -  | -    | - | - | -      | 63  | 3  | 0  | 2.82 | 0 | 0 | 1  |



### ALL-TIME RECORD

|                  | GP | W  | L  | O/T | OTL | PTS | GF  | GA  |
|------------------|----|----|----|-----|-----|-----|-----|-----|
| <b>DEVILS</b>    | 71 | 35 | 25 | 3   | 8   | 81  | 200 | 182 |
| at New Jersey    | 36 | 18 | 11 | 1   | 6   | 43  | 99  | 82  |
| at Winnipeg/Atl. | 35 | 17 | 14 | 2   | 2   | 38  | 101 | 100 |

### 2023-24 SUMMARY

|            | GP | W | L | OT | PTS | GF | GA | SF | SA | PIM | PP       | SHG |
|------------|----|---|---|----|-----|----|----|----|----|-----|----------|-----|
| NEW JERSEY | 2  | 1 | 1 | 0  | 2   | 7  | 7  | 75 | 50 | 25  | 5-9, 56% | 0   |
| WINNIPEG   | 2  | 1 | 1 | 0  | 2   | 7  | 7  | 50 | 75 | 27  | 2-8, 25% | 0   |

| DATE     | GAME# | RES | SCORE | LOCATION   | GOALTENDERS       | W/D GOAL |
|----------|-------|-----|-------|------------|-------------------|----------|
| 11/14/23 | 14    | L   | 3-6   | @ Winnipeg | SCHMID/Hellebuyck | Connor   |
| 3/21/24  | 70    | W   | 4-1   | @ DEVILS   | ALLEN/Brossoit    | HISCHIER |

### INDIVIDUAL SCORING vs. JETS/THRASHERS

| PLAYER              | 2023-24 |   |   |     |     |     |    | WITH DEVILS |   |   |     | CAREER |    |   |    |     |     |
|---------------------|---------|---|---|-----|-----|-----|----|-------------|---|---|-----|--------|----|---|----|-----|-----|
|                     | GP      | G | A | PTS | +/- | PIM | S  | GP          | G | A | PTS | PIM    | GP | G | A  | PTS | PIM |
| JAKE ALLEN          | 3       | 0 | 0 | 0   | -   | 0   | 0  | 1           | 0 | 0 | 0   | 0      | 21 | 0 | 0  | 0   | 0   |
| NATHAN BASTIAN      | 1       | 0 | 0 | 0   | 2-  | 0   | 0  | 3           | 0 | 0 | 0   | 0      | 3  | 0 | 0  | 0   | 0   |
| JESPER BRATT        | 2       | 0 | 1 | 1   | 1-  | 0   | 7  | 11          | 0 | 9 | 9   | 0      | 11 | 0 | 9  | 9   | 0   |
| PAUL COTTER         | 3       | 0 | 1 | 1   | 1-  | 0   | 2  | -           | - | - | -   | -      | 5  | 0 | 1  | 1   | 2   |
| NICK DESIMONE       | 1       | 0 | 0 | 0   | 0   | 0   | 1  | 1           | 0 | 0 | 0   | 0      | 1  | 0 | 0  | 0   | 0   |
| DOUGIE HAMILTON     | 1       | 0 | 1 | 1   | 2-  | 2   | 3  | 5           | 0 | 3 | 3   | 6      | 24 | 3 | 14 | 17  | 14  |
| SANTERI HATAKKA     | 1       | 0 | 0 | 0   | 0   | 0   | 1  | 1           | 0 | 0 | 0   | 0      | 1  | 0 | 0  | 0   | 0   |
| ERIK HAULA          | 2       | 0 | 2 | 2   | 1   | 2   | 3  | 4           | 0 | 4 | 4   | 4      | 24 | 4 | 7  | 11  | 10  |
| NICO HISCHIER       | 1       | 1 | 2 | 3   | 0   | 0   | 3  | 10          | 5 | 6 | 11  | 0      | 10 | 5 | 6  | 11  | 0   |
| JACK HUGHES         | 1       | 2 | 0 | 2   | 0   | 0   | 10 | 7           | 4 | 1 | 5   | 0      | 7  | 4 | 1  | 5   | 0   |
| LUKE HUGHES         | 2       | 0 | 4 | 4   | 1-  | 0   | 7  | 2           | 0 | 4 | 4   | 0      | 2  | 0 | 4  | 4   | 0   |
| JOHNATHAN KOVACEVIC | 2       | 0 | 0 | 0   | 0   | 0   | 1  | -           | - | - | -   | -      | 4  | 0 | 0  | 0   | 2   |
| CURTIS LAZAR        | 2       | 0 | 1 | 1   | 0   | 6   | 3  | 2           | 0 | 1 | 1   | 6      | 17 | 0 | 2  | 2   | 8   |
| KURTIS MACDERMID    | 2       | 0 | 0 | 0   | 0   | 2   | 0  | 1           | 0 | 0 | 0   | 2      | 8  | 1 | 0  | 1   | 12  |
| JACOB MARKSTROM     | 2       | 0 | 0 | 0   | -   | 0   | 0  | -           | - | - | -   | -      | 26 | 0 | 0  | 0   | 0   |
| TIMO MEIER          | 2       | 2 | 2 | 4   | 0   | 0   | 7  | 3           | 2 | 2 | 4   | 2      | 16 | 6 | 6  | 12  | 8   |
| DAWSON MERCER       | 2       | 1 | 0 | 1   | 1-  | 0   | 7  | 6           | 3 | 0 | 3   | 0      | 6  | 3 | 0  | 3   | 0   |
| SIMON NEMEC         | 1       | 0 | 0 | 0   | 1   | 2   | 1  | 1           | 0 | 0 | 0   | 2      | 1  | 0 | 0  | 0   | 2   |
| STEFAN NOESEN       | 2       | 0 | 2 | 2   | 1   | 0   | 2  | 5           | 1 | 0 | 1   | 2      | 10 | 1 | 4  | 5   | 9   |
| ONDREJ PALAT        | 2       | 0 | 1 | 1   | 0   | 0   | 3  | 4           | 0 | 1 | 1   | 0      | 20 | 5 | 11 | 16  | 6   |
| BRETT PESCE         | 2       | 0 | 0 | 0   | 2-  | 0   | 3  | -           | - | - | -   | -      | 14 | 0 | 1  | 1   | 7   |
| JONAS SIEGENTHALER  | 1       | 0 | 0 | 0   | 2-  | 0   | 2  | 5           | 0 | 0 | 0   | 4      | 6  | 0 | 0  | 0   | 4   |
| TOMAS TATAR         | 4       | 2 | 0 | 2   | 1   | 0   | 6  | 4           | 0 | 1 | 1   | 2      | 29 | 8 | 15 | 23  | 4   |

Also with career statistics vs. Jets/Thrashers: NICO DAWS (1-0-0-0-0 W/ NJD / 1-0-0-0-0 CAREER); BRENDEN DILLON (- - - - /24-0-5-5-36); JUSTIN DOWLING (- - - - /6-0-1-1-2); MAX WILLMAN (- - - - /1-0-0-0-0).

### GOALTENDING HISTORY vs. JETS/THRASHERS

| GOALTENDER      | 2023-24 |    |    |      |   |   |    | WITH DEVILS |    |    |      |   |   |      | CAREER |    |      |      |    |   |    |
|-----------------|---------|----|----|------|---|---|----|-------------|----|----|------|---|---|------|--------|----|------|------|----|---|----|
|                 | MIN     | GA | SO | GAA  | W | L | OT | MIN         | GA | SO | GAA  | W | L | OT   | MIN    | GA | SO   | GAA  | W  | L | OT |
| JAKE ALLEN      | 186     | 6  | 0  | 1.93 | 3 | 0 | 0  | 60          | 1  | 0  | 1.00 | 1 | 0 | 0    | 1222   | 62 | 1    | 3.04 | 9  | 8 | 3  |
| NICO DAWS       | -       | -  | -  | -    | - | - | -  | 58          | 2  | 0  | 2.06 | 0 | 1 | 0    | 58     | 2  | 0    | 2.06 | 0  | 1 | 0  |
| JACOB MARKSTROM | 120     | 6  | 0  | 3.01 | 2 | 0 | 0  | -           | -  | -  | -    | - | - | 1510 | 78     | 0  | 3.10 | 9    | 15 | 2 |    |

| YEAR          | HOME<br>W-L-O/T | ROAD<br>W-L-O/T | TOTAL<br>W-L-O/T | GF-GA          | SF-SA            | PIM            | PP/PK                |
|---------------|-----------------|-----------------|------------------|----------------|------------------|----------------|----------------------|
| 1999-00       | 2-0-0           | 2-0-0           | 4-0-0            | 24-2           | 142-80           | 67-95          | 5-16/0-7             |
| 2000-01       | 2-0-0           | 1-0-1           | 3-0-1            | 14-7           | 149-104          | 32-26          | 4-13/2-16            |
| 2001-02       | 1-0-1           | 1-1-0           | 2-1-1            | 11-10          | 139-82           | 51-49          | 3-17/2-13            |
| 2002-03       | 0-2-0           | 1-0-1           | 1-2-1            | 7-9            | 124-82           | 60-68          | 1-18/2-13            |
| 2003-04       | 1-1-0           | 2-0-0           | 3-1-0            | 13-5           | 121-82           | 80-99          | 6-25/1-16            |
| 2005-06       | 0-1-1           | 0-1-1           | 0-2-2            | 10-14          | 131-114          | 70-68          | 3-27/5-23            |
| 2006-07       | 1-0-1           | 0-1-1           | 1-1-2            | 11-15          | 146-124          | 41-43          | 7-18/3-17            |
| 2007-08       | 1-0-1           | 2-0-0           | 3-0-1            | 15-11          | 131-96           | 29-45          | 5-18/3-10            |
| 2008-09       | 1-1-0           | 2-0-0           | 3-1-0            | 12-6           | 127-101          | 67-91          | 3-21/1-19            |
| 2009-10       | 1-1-0           | 2-0-0           | 3-1-0            | 13-10          | 125-90           | 43-41          | 2-12/3-8             |
| 2010-11       | 2-0-0           | 1-1-0           | 3-1-0            | 11-12          | 109-97           | 30-38          | 4-13/1-9             |
| 2011-12       | 2-0-0           | 1-1-0           | 3-1-0            | 12-8           | 98-87            | 33-41          | 2-12/0-8             |
| 2012-13       | 1-1-0           | 0-1-0           | 1-2-0            | 6-9            | 76-73            | 19-19          | 0-6/1-6              |
| 2013-14       | 0-1-0           | 0-1-0           | 0-2-0            | 1-6            | 50-57            | 12-16          | 0-7/0-5              |
| 2014-15       | 1-0-0           | 0-1-0           | 1-1-0            | 3-4            | 50-59            | 14-6           | 1-3/0-7              |
| 2015-16       | 0-1-0           | 1-0-0           | 1-1-0            | 4-4            | 37-53            | 10-12          | 2-6/2-5              |
| 2016-17       | 0-1-0           | 0-1-1           | 5-7-0            | 48-65          | 16-18            | 10-12          | 0-8/0-8              |
| 2017-18       | 0-1-0           | 0-1-0           | 0-2-0            | 4-8            | 79-58            | 2-12           | 0-6/0-1              |
| 2018-19       | 0-0-1           | 0-1-0           | 0-1-1            | 5-8            | 75-66            | 10-18          | 1-6/0-2              |
| 2019-20       | 0-0-1           | 1-0-0           | 1-0-1            | 5-5            | 71-63            | 6-10           | 0-5/0-3              |
| 2020-21       | DID NOT PLAY    |                 |                  |                |                  |                |                      |
| 2021-22       | 0-1-0           | 0-1-0           | 0-2-0            | 5-10           | 71-70            | 12-10          | 2-5/1-6              |
| 2022-23       | 1-0-0           | 0-1-0           | 1-1-0            | 5-8            | 61-52            | 12-10          | 1-5/1-6              |
| 2023-24       | 1-0-0           | 0-1-0           | 1-1-0            | 7-7            | 75-50            | 25-27          | 5-9/2-8              |
| <b>TOTALS</b> | <b>18-11-7</b>  | <b>17-14-4</b>  | <b>35-25-11</b>  | <b>204-187</b> | <b>2235-1805</b> | <b>737-862</b> | <b>57-276/30-216</b> |

# WINNIPEG JETS

MTS CENTRE • WINNIPEG, MAN.  
(204) 987-7825 • Fax (204) 926-5555  
winnipegjets.com



JETS VS. DEVILS

**Executive Vice President & General Manager** ..... Kevin Cheveldayoff  
**Senior VP, Director of Hockey Ops.**  
**& Assistant General Manager** ..... Craig Heisinger  
**VP & Assistant GM** ..... Larry Simmons  
**Head Coach** ..... Scott Arniel  
**Assistant Coaches** ..... Marty Johnston, Davis Payne,  
Dean Chynoweth, Wade Flaherty

## 2023-24 LEADERS


**Goals** ..... Kyle Connor, 34      **PIM** ..... Brenden Dillon, 92  
**Assists** ..... Josh Morrissey, 59      **GAA** ..... Laurent Brossoit, 2.00  
**Points** ..... Mark Schiefele, 72      **Wins** ..... Connor Hellebuyck, 37  
**+/-** ..... Dylan Demelo, +46      **ShO** ..... Connor Hellebuyck, 5

## OTHER INFORMATION

**Leading Scorer vs. NJ** ..... Mark Schiefele, 11g-14a-25pts  
**Leading Scorer vs. Wpg./Atl.** ..... Patrik Elias, 20g-23a-43pts  
**Last Trade** ..... Devils acquired a 2024 3rd round draft-pick &  
2025 2nd round draft-pick in exchange for Tyler Toffoli (3/8/24)  
**Stanley Cups** ..... None  
**2024-2025 Schedule vs. Wpg.** ..... Mar. 7 @ NJD & Mar. 28 @ WPG



ARNIEL



HELLEBUYCK

## INDIVIDUAL SCORING vs. DEVILS

| PLAYER                 | GP | 2023-24 |   |     |     |     | CAREER |    |    |    |     |     |    |
|------------------------|----|---------|---|-----|-----|-----|--------|----|----|----|-----|-----|----|
|                        |    | G       | A | PTS | +/- | PIM | S      | GP | G  | A  | PTS | PIM |    |
| MASON APPLETON         | 2  | 0       | 1 | 1   | 1   | 2   | 3      | 7  | 0  | 2  | 2   | 2   | 2  |
| MORGAN BARRON          | 2  | 1       | 0 | 1   | 1   | 2   | 2      | 5  | 2  | 0  | 2   | 4   | 4  |
| LAURENT BROSSOIT       | 1  | 0       | 0 | 0   | -   | 0   | 0      | 4  | 0  | 0  | 0   | 0   | 0  |
| KYLE CONNOR            | 2  | 2       | 1 | 3   | 1   | 0   | 6      | 13 | 5  | 4  | 9   | 2   | 2  |
| DYLAN DEMELO           | 2  | 0       | 1 | 1   | 1   | 4   | 0      | 12 | 0  | 4  | 4   | 12  | 12 |
| DAVID GUSTAFSSON       | 1  | 0       | 0 | 0   | 0   | 0   | 0      | 2  | 0  | 0  | 0   | 0   | 0  |
| NIKOLAJ EHLERS         | 2  | 3       | 0 | 3   | 1   | 9   | 5      | 16 | 10 | 7  | 17  | 9   | 9  |
| CONNOR HELLEBUYCK      | 1  | 0       | 0 | 0   | -   | 0   | 0      | 11 | 0  | 0  | 0   | 0   | 0  |
| ALEX IAFALLO           | 2  | 0       | 1 | 1   | 1   | 0   | 0      | 12 | 2  | 2  | 4   | 2   | 2  |
| RASMUS KUPARI          | 1  | 0       | 0 | 0   | 0   | 0   | 1      | 4  | 0  | 0  | 0   | 0   | 0  |
| ADAM LOWRY             | 2  | 0       | 0 | 0   | 1   | 0   | 1      | 16 | 1  | 2  | 3   | 0   | 0  |
| COLIN MILLER           | 1  | 0       | 0 | 0   | 0   | 0   | 0      | 22 | 3  | 8  | 11  | 19  | 19 |
| SEAN MONAHAN           | 3  | 0       | 2 | 2   | 0   | 0   | 5      | 19 | 10 | 12 | 22  | 0   | 0  |
| JOSH MORRISSEY         | 2  | 0       | 4 | 4   | 1   | 2   | 7      | 14 | 2  | 7  | 9   | 12  | 12 |
| VLADISLAV NAMESTNIKOV2 | 0  | 1       | 1 | 2   | 0   | 0   | 1      | 23 | 3  | 8  | 11  | 10  | 10 |
| NINO NIEDERREITER      | 2  | 0       | 0 | 0   | 0   | 0   | 5      | 27 | 6  | 9  | 15  | 12  | 12 |
| COLE PERFETTI          | 1  | 1       | 1 | 2   | 2   | 0   | 3      | 2  | 2  | 1  | 3   | 0   | 0  |
| NEAL PIONK             | 2  | 0       | 1 | 1   | 1   | 0   | 6      | 13 | 2  | 6  | 8   | 0   | 0  |
| DYLAN SAMBERG          | 2  | 0       | 1 | 1   | 1   | 2   | 2      | 4  | 0  | 1  | 1   | 4   | 4  |
| MARK SCHEIFELE         | 2  | 0       | 2 | 2   | 0   | 2   | 3      | 18 | 11 | 14 | 25  | 6   | 6  |
| LOGAN STANLEY          | 1  | 0       | 0 | 0   | 0   | 0   | 1      | 3  | 0  | 1  | 1   | 2   | 2  |

Also with career statistics vs. Devils: KYLE CAPOBIANCO (2-0-0-0-2 CARRER VS NJD); VILLE HEINOLA (1-0-1-1-0).

## GOALTENDING HISTORY vs. DEVILS

| GOALTENDER        | MIN | 2023-24 |    |      |   |   | CAREER |     |    |    |      |   |   |    |
|-------------------|-----|---------|----|------|---|---|--------|-----|----|----|------|---|---|----|
|                   |     | GA      | SO | GAA  | W | L | OT     | MIN | GA | SO | GAA  | W | L | OT |
| LAUREN BROSSOIT   | 57  | 3       | 0  | 3.15 | 0 | 1 | 0      | 187 | 10 | 0  | 3.21 | 2 | 1 | 0  |
| CONNOR HELLEBUYCK | 60  | 3       | 0  | 3.01 | 1 | 0 | 0      | 666 | 26 | 0  | 2.34 | 8 | 2 | 1  |

NATIONAL HOCKEY LEAGUE

**New York**  
 1 Manhattan West, 395 Ninth Ave.  
 New York, NY 10036  
 212-789-2000 | F: 212-789-2020

**Toronto**  
 50 Bay Street  
 11th Floor  
 Toronto, Ontario, M5J 2X8  
 416-359-7900 | F: 416-981-2779

**Montréal**  
 1800 McGill College Avenue  
 Suite 2600  
 Montréal, Québec, H3A 3J6  
 514-841-9220

**NHL Directory Executives**

Commissioner ..... Gary B. Bettman  
 Deputy Commissioner.....William Daly  
 Senior Executive Vice President of Hockey Operations..... Colin Campbell

**NHL Communications • @PR\_NHL**

Senior Executive Vice President..... Gary Meagher  
 Executive President..... John Dellapina  
 Vice President, Corporate Communications..... Jennifer Neziol  
 Senior Director ..... Greg Inglis  
 Senior Director ..... Brad Klein  
 Vice President, Communications ..... Julie Young  
 Director, Communications..... Jasmine Ghafour  
 Director, Communications..... Josh Bernstein

**Statistics & Information • #NHLStats**

Vice President ..... Russ Levine  
 Senior Manager.....Trevor Bjergso  
 Graphic Designer..... Mitch Donais  
 Senior Manager, In-Game Communications..... Nick Carafa  
 Director..... Brendon Crossman  
 Senior Manager..... Stuart McComish  
 Senior Manager..... Scott Rodgers  
 Manager ..... Mike Biergard

**Event Communications & Player Development • nhleventcommunications@nhl.com**

Executive Vice President..... Jamey Horan  
 Vice President ..... Chris Wojcik  
 Director.....David Keon  
 Director..... Jeff Day  
 Manager ..... Sam Gilbert  
 Coordinator ..... Emily Campbell  
 Assistant.....Chloe Bleyer

**NHL Social • social@nhl.com**

Vice President, Social Media.....Sean Dennison  
 Senior Manager, Social Media Content ..... Chris Ackroyd  
 Manager, Social Content & Community Management.....Kevin Baumer  
 Coordinator, In-Game Social Media.....Cat MacPhail

*The National Hockey League is committed to promoting more sustainable business practices with member clubs, players, fans, partners and employees, so that all can be more responsible stewards of the planet by reducing the use of resources and reusing or recycling equipment and materials. For more information on NHL Green, visit [www.nhl.com/green](http://www.nhl.com/green).*





2024-25 NEW JERSEY DEVILS

# RECORDS SECTION



Prudential Center

# SEASON RECORDS 1982-2023

| SEASON  | GP   | W    | L    | YEAR-BY-YEAR |     |      | PCT  | GF   | GA   | FINISH |
|---------|------|------|------|--------------|-----|------|------|------|------|--------|
|         |      |      |      | O/T          | OTL | PTS  |      |      |      |        |
| 1982-83 | 80   | 17   | 49   | 0            | 1   | 48   | .300 | 230  | 338  | 5      |
| 1983-84 | 80   | 17   | 56   | 1            | 1   | 41   | .256 | 231  | 350  | 5      |
| 1984-85 | 80   | 22   | 48   | 10           | 0   | 54   | .338 | 264  | 346  | 6      |
| 1985-86 | 80   | 28   | 49   | 10           | 0   | 59   | .369 | 300  | 374  | 6      |
| 1986-87 | 80   | 29   | 45   | 10           | 0   | 64   | .400 | 324  | 366  | 5      |
| 1987-88 | 80   | 38   | 36   | 10           | 0   | 82   | .513 | 335  | 296  | 4      |
| 1988-89 | 80   | 27   | 41   | 12           | 0   | 66   | .413 | 281  | 325  | 5      |
| 1989-90 | 80   | 37   | 34   | 8            | 0   | 83   | .519 | 295  | 288  | 4      |
| 1990-91 | 80   | 32   | 33   | 15           | 0   | 79   | .494 | 273  | 264  | 4      |
| 1991-92 | 80   | 35   | 31   | 11           | 0   | 87   | .544 | 289  | 259  | 4      |
| 1992-93 | 84   | 40   | 37   | 7            | 0   | 87   | .518 | 308  | 299  | 4      |
| 1993-94 | 84   | 47   | 25   | 12           | 0   | 106  | .631 | 306  | 220  | 2/3    |
| 1994-95 | 48   | 22   | 18   | 5            | 0   | 52   | .542 | 136  | 221  | 2/5    |
| 1995-96 | 42   | 26   | 14   | 1            | 0   | 66   | .624 | 215  | 170  | 1/1    |
| 1996-97 | 82   | 35   | 33   | 14           | 0   | 104  | .624 | 321  | 182  | 1/1    |
| 1997-98 | 82   | 48   | 23   | 11           | 0   | 107  | .652 | 225  | 166  | 1/1    |
| 1998-99 | 82   | 47   | 24   | 24           | 1   | 105  | .640 | 248  | 196  | 1/1    |
| 1999-00 | 82   | 45   | 19   | 18           | 0   | 103  | .628 | 251  | 203  | 2/4    |
| 2000-01 | 82   | 48   | 19   | 15           | 0   | 111  | .677 | 257  | 195  | 1/1    |
| 2001-02 | 82   | 41   | 28   | 9            | 0   | 95   | .579 | 205  | 187  | 3/6    |
| 2002-03 | 82   | 46   | 20   | 10           | 0   | 108  | .659 | 216  | 166  | 1/2    |
| 2003-04 | 82   | 43   | 25   | 10           | 2   | 100  | .610 | 213  | 220  | 2/6    |
| 2005-06 | 82   | 46   | 24   | 9            | 0   | 101  | .616 | 246  | 201  | 1/2    |
| 2006-07 | 82   | 46   | 29   | 9            | 0   | 107  | .652 | 262  | 201  | 1/2    |
| 2007-08 | 82   | 47   | 29   | 7            | 0   | 99   | .604 | 206  | 197  | 2/4    |
| 2008-09 | 82   | 51   | 27   | 4            | 0   | 106  | .646 | 244  | 209  | 1/3    |
| 2009-10 | 82   | 48   | 27   | 7            | 0   | 103  | .628 | 222  | 191  | 1/3    |
| 2010-11 | 82   | 38   | 49   | 3            | 0   | 81   | .494 | 240  | 209  | 4/11   |
| 2011-12 | 82   | 48   | 28   | 6            | 0   | 102  | .622 | 228  | 209  | 4/6    |
| 2012-13 | 48   | 19   | 19   | 10           | 0   | 48   | .500 | 112  | 129  | 5/11   |
| 2013-14 | 48   | 35   | 35   | 18           | 0   | 78   | .576 | 197  | 208  | 6/10   |
| 2014-15 | 42   | 32   | 32   | 14           | 0   | 78   | .476 | 181  | 216  | 7/13   |
| 2015-16 | 82   | 38   | 39   | 5            | 0   | 84   | .514 | 234  | 184  | 7/12   |
| 2016-17 | 82   | 38   | 40   | 14           | 0   | 70   | .427 | 183  | 244  | 8/16   |
| 2017-18 | 82   | 24   | 29   | 4            | 0   | 97   | .591 | 248  | 244  | 5/8    |
| 2018-19 | 82   | 31   | 41   | 10           | 0   | 73   | .439 | 222  | 275  | 7/15   |
| 2019-20 | 82   | 28   | 29   | 9            | 0   | 68   | .453 | 252  | 224  | 8/15   |
| 2020-21 | 82   | 27   | 46   | 7            | 0   | 45   | .402 | 145  | 194  | 7/8    |
| 2021-22 | 82   | 27   | 22   | 6            | 0   | 63   | .384 | 284  | 307  | 7/8    |
| 2022-23 | 82   | 52   | 46   | 9            | 0   | 112  | .683 | 289  | 222  | 2/3    |
| 2023-24 | 82   | 38   | 39   | 9            | 0   | 81   | .494 | 289  | 239  | 2/3    |
| TOTAL:  | 3238 | 1511 | 1318 | 410          | 0   | 3432 | .530 | 9248 | 9342 | -      |

## HOME/AWAY

| SEASON  | GP   | W   | HOME |     |     | PTS  | GF   | GA   | AWAY |     |     | PTS | GF  | GA   |      |      |
|---------|------|-----|------|-----|-----|------|------|------|------|-----|-----|-----|-----|------|------|------|
|         |      |     | L    | O/T | OTL |      |      |      | L    | O/T | OTL |     |     |      |      |      |
| 1982-83 | 40   | 11  | 20   | 0   | 3   | 31   | 124  | 156  | 20   | 6   | 29  | 17  | 106 | 182  |      |      |
| 1983-84 | 40   | 10  | 20   | 0   | 0   | 28   | 124  | 187  | 10   | 0   | 27  | 17  | 106 | 182  |      |      |
| 1984-85 | 40   | 13  | 20   | 0   | 0   | 32   | 138  | 158  | 4    | 0   | 27  | 22  | 126 | 188  |      |      |
| 1985-86 | 40   | 17  | 21   | 0   | 0   | 36   | 156  | 170  | 4    | 11  | 28  | 1   | 23  | 144  | 204  |      |
| 1986-87 | 40   | 20  | 17   | 0   | 0   | 43   | 155  | 164  | 4    | 0   | 28  | 28  | 21  | 138  | 204  |      |
| 1987-88 | 40   | 23  | 16   | 0   | 0   | 43   | 151  | 132  | 4    | 15  | 20  | 3   | 35  | 144  | 164  |      |
| 1988-89 | 40   | 17  | 18   | 0   | 0   | 39   | 143  | 149  | 4    | 10  | 23  | 7   | 35  | 144  | 176  |      |
| 1989-90 | 40   | 22  | 15   | 0   | 0   | 47   | 140  | 123  | 4    | 0   | 15  | 19  | 6   | 36   | 155  | 165  |
| 1990-91 | 40   | 23  | 10   | 0   | 0   | 53   | 147  | 115  | 4    | 0   | 23  | 6   | 26  | 125  | 149  |      |
| 1991-92 | 40   | 24  | 12   | 0   | 0   | 55   | 155  | 115  | 4    | 0   | 14  | 19  | 3   | 35   | 134  | 164  |
| 1992-93 | 42   | 24  | 14   | 0   | 0   | 52   | 153  | 131  | 4    | 0   | 18  | 23  | 3   | 35   | 144  | 168  |
| 1993-94 | 42   | 29  | 11   | 0   | 0   | 60   | 160  | 99   | 4    | 2   | 18  | 10  | 7   | 46   | 146  | 121  |
| 1994-95 | 24   | 14  | 4    | 0   | 0   | 34   | 78   | 50   | 2    | 4   | 8   | 14  | 2   | 18   | 58   | 71   |
| 1995-96 | 41   | 22  | 17   | 0   | 0   | 46   | 120  | 94   | 4    | 15  | 16  | 10  | 4   | 40   | 95   | 108  |
| 1996-97 | 41   | 23  | 9    | 0   | 0   | 55   | 119  | 85   | 4    | 22  | 14  | 9   | 4   | 49   | 112  | 97   |
| 1997-98 | 41   | 29  | 9    | 0   | 0   | 62   | 137  | 96   | 4    | 19  | 10  | 5   | 4   | 54   | 94   | 80   |
| 1998-99 | 41   | 19  | 14   | 0   | 0   | 46   | 123  | 102  | 4    | 28  | 10  | 3   | 5   | 59   | 125  | 94   |
| 1999-00 | 41   | 28  | 9    | 0   | 1   | 60   | 133  | 92   | 4    | 17  | 15  | 4   | 4   | 118  | 111  | 111  |
| 2000-01 | 41   | 24  | 11   | 0   | 0   | 54   | 145  | 98   | 4    | 24  | 8   | 6   | 5   | 57   | 150  | 103  |
| 2001-02 | 41   | 24  | 13   | 0   | 0   | 55   | 142  | 88   | 4    | 19  | 9   | 2   | 5   | 45   | 95   | 99   |
| 2002-03 | 41   | 25  | 13   | 0   | 1   | 55   | 121  | 85   | 4    | 19  | 9   | 7   | 5   | 53   | 95   | 81   |
| 2003-04 | 41   | 22  | 13   | 0   | 0   | 50   | 107  | 87   | 4    | 21  | 12  | 7   | 1   | 50   | 106  | 77   |
| 2005-06 | 41   | 27  | 11   | 0   | 0   | 57   | 125  | 105  | 4    | 19  | 16  | 6   | 4   | 44   | 117  | 124  |
| 2006-07 | 41   | 25  | 10   | 0   | 0   | 56   | 107  | 99   | 4    | 24  | 14  | 4   | 5   | 51   | 109  | 102  |
| 2007-08 | 41   | 23  | 14   | 0   | 0   | 52   | 110  | 99   | 4    | 20  | 10  | 3   | 4   | 49   | 96   | 102  |
| 2008-09 | 41   | 28  | 12   | 0   | 0   | 57   | 137  | 98   | 4    | 23  | 15  | 3   | 3   | 49   | 107  | 111  |
| 2009-10 | 41   | 27  | 10   | 0   | 0   | 58   | 124  | 89   | 4    | 21  | 17  | 1   | 4   | 45   | 98   | 102  |
| 2010-11 | 41   | 22  | 16   | 0   | 0   | 47   | 94   | 101  | 4    | 16  | 23  | 3   | 3   | 34   | 80   | 108  |
| 2011-12 | 41   | 24  | 13   | 0   | 0   | 52   | 119  | 106  | 4    | 24  | 10  | 2   | 5   | 50   | 109  | 103  |
| 2012-13 | 24   | 13  | 6    | 0   | 0   | 32   | 66   | 59   | 2    | 6   | 6   | 2   | 0   | 20   | 46   | 70   |
| 2013-14 | 41   | 21  | 11   | 0   | 0   | 51   | 105  | 92   | 4    | 14  | 18  | 0   | 0   | 37   | 92   | 116  |
| 2014-15 | 41   | 19  | 14   | 0   | 0   | 46   | 91   | 90   | 4    | 13  | 22  | 0   | 0   | 32   | 90   | 126  |
| 2015-16 | 41   | 19  | 17   | 0   | 0   | 43   | 92   | 101  | 4    | 19  | 19  | 3   | 3   | 41   | 92   | 107  |
| 2016-17 | 41   | 19  | 17   | 0   | 0   | 40   | 94   | 120  | 4    | 24  | 10  | 2   | 0   | 30   | 89   | 124  |
| 2017-18 | 41   | 23  | 14   | 0   | 0   | 50   | 123  | 114  | 4    | 21  | 15  | 0   | 0   | 47   | 125  | 130  |
| 2018-19 | 41   | 20  | 14   | 0   | 0   | 47   | 117  | 112  | 4    | 11  | 27  | 0   | 3   | 25   | 102  | 159  |
| 2019-20 | 34   | 13  | 11   | 0   | 0   | 36   | 100  | 108  | 3    | 15  | 18  | 2   | 0   | 32   | 85   | 116  |
| 2020-21 | 28   | 17  | 8    | 0   | 0   | 47   | 65   | 96   | 2    | 12  | 12  | 4   | 4   | 28   | 80   | 83   |
| 2021-22 | 41   | 16  | 20   | 0   | 0   | 37   | 124  | 140  | 4    | 11  | 26  | 4   | 4   | 28   | 121  | 117  |
| 2022-23 | 41   | 24  | 13   | 0   | 0   | 52   | 137  | 105  | 4    | 28  | 9   | 4   | 4   | 60   | 152  | 117  |
| 2023-24 | 41   | 17  | 21   | 0   | 0   | 37   | 129  | 149  | 4    | 21  | 18  | 2   | 3   | 44   | 135  | 132  |
| TOTAL:  | 1619 | 847 | 579  | 97  | 0   | 1887 | 4953 | 4487 | 1620 | 664 | 739 | 217 | 0   | 1545 | 4359 | 5136 |

## DIVISIONAL

| SEASON  | GP | W  | OWN DIVISION |     |     | PTS | GF  | GA  | OTHER DIVISIONS |     |     | PTS | GF | GA  |     |     |
|---------|----|----|--------------|-----|-----|-----|-----|-----|-----------------|-----|-----|-----|----|-----|-----|-----|
|         |    |    | L            | O/T | OTL |     |     |     | L               | O/T | OTL |     |    |     |     |     |
| 1982-83 | 35 | 8  | 22           | 5   | 0   | 21  | 96  | 146 | 4               | 5   | 27  | 9   | 27 | 134 | 192 |     |
| 1983-84 | 35 | 4  | 28           | 3   | 0   | 11  | 85  | 153 | 4               | 13  | 28  | 4   | 0  | 30  | 146 | 197 |
| 1984-85 | 35 | 14 | 18           | 0   | 0   | 31  | 127 | 144 | 4               | 8   | 30  | 7   | 0  | 23  | 137 | 202 |
| 1985-86 | 35 | 13 | 24           | 1   | 0   | 31  | 118 | 160 | 4               | 6   | 25  | 2   | 0  | 18  | 182 | 214 |
| 1986-87 | 35 | 13 | 21           | 1   | 0   | 27  | 133 | 171 | 4               | 16  | 24  | 5   | 2  | 39  | 160 | 197 |
| 1987-88 | 35 | 19 | 14           | 2   | 0   | 40  | 141 | 124 | 4               | 19  | 22  | 4   | 0  | 42  | 154 | 172 |
| 1988-89 | 35 | 12 | 19           | 4   | 0   | 28  | 130 | 151 | 4               | 15  | 22  | 4   | 0  | 38  | 151 | 174 |
| 1989-90 | 35 | 18 | 12           | 0   | 0   | 44  | 140 | 118 | 4               | 19  | 22  | 0   | 0  | 42  | 155 | 170 |
| 1990-91 | 35 | 18 | 16           | 0   | 0   | 44  | 132 | 126 | 4               | 17  | 19  | 0   | 0  | 42  | 155 | 138 |
| 1991-92 | 35 | 14 | 16           | 0   | 0   | 33  | 120 | 126 | 4               | 24  | 15  | 0   | 0  | 54  | 169 | 133 |
| 1992-93 | 37 | 18 | 17           | 0   | 0   | 38  | 125 | 141 | 4               | 22  | 20  | 0   | 0  | 49  | 183 | 158 |
| 1993-94 | 31 | 17 | 11           | 0   | 0   | 37  | 101 | 91  | 2               | 53  | 30  | 14  | 0  | 69  | 205 | 129 |
| 1994-95 | 12 | 7  | 4            | 0   | 0   | 20  | 70  | 70  | 0               | 10  | 10  | 4   | 0  | 26  | 64  | 92  |
| 1995-96 | 32 | 19 | 10           | 0   | 0   | 41  | 90  | 70  | 0               | 50  | 8   | 3   | 0  | 45  | 125 | 136 |
| 1996-97 | 32 | 14 | 12           | 0   | 0   | 34  | 78  | 77  | 0               | 50  | 31  | 11  | 0  | 70  | 153 | 105 |
| 1997-98 | 32 | 21 | 6            | 0   | 0   | 47  | 101 | 64  | 0               | 50  | 27  | 17  | 0  | 60  | 124 | 102 |
| 1998-99 | 20 | 15 | 4            | 1   | 0   | 31  | 71  | 55  | 0               | 62  | 32  | 20  | 0  | 74  | 177 | 141 |
| 1999-00 | 20 | 13 | 5            | 0   | 0   | 22  | 62  | 32  | 0               | 19  | 19  | 6   | 0  | 18  | 184 | 147 |
| 2000-01 | 20 | 7  | 5            | 0   | 0   | 22  | 65  | 47  | 0               | 62  | 41  | 14  | 0  | 89  | 230 | 148 |
| 2001-02 | 20 | 10 | 7            | 0   | 1   | 31  | 51  | 54  | 0               | 62  | 31  | 21  | 7  | 72  | 154 | 133 |
| 2002-03 | 20 | 13 | 2            | 0   | 0   |     |     |     |                 |     |     |     |    |     |     |     |

## DIVISIONAL (cont.)

| SEASON  | OWN DIVISION |     |     |     |     | PTS  | GF   |      | GA   |     | GP  | OTHER DIVISIONS |     |      |      |      | GF  | GA |
|---------|--------------|-----|-----|-----|-----|------|------|------|------|-----|-----|-----------------|-----|------|------|------|-----|----|
|         | GP           | W   | L   | O/T | OTL |      | GF   | GA   | GP   | W   |     | L               | O/T | OTL  | PTS  | GF   |     |    |
| 2006-07 | 32           | 23  | 9   | 3   | -   | 49   | 90   | 89   | 50   | 50  | 26  | 18              | 6   | -    | 69   | 139  | 110 |    |
| 2007-08 | 32           | 13  | 15  | 1   | -   | 27   | 63   | 69   | 58   | 38  | 17  | 3               | -   | 79   | 181  | 140  |     |    |
| 2008-09 | 24           | 14  | 8   | 2   | -   | 30   | 73   | 53   | 58   | 34  | 19  | 5               | -   | 73   | 149  | 138  |     |    |
| 2010-11 | 24           | 11  | 12  | 1   | -   | 23   | 46   | 57   | 58   | 27  | 27  | 4               | -   | 58   | 128  | 152  |     |    |
| 2011-12 | 24           | 11  | 11  | 2   | -   | 28   | 53   | 57   | 58   | 17  | 6   | -               | -   | 71   | 152  | 152  |     |    |
| 2012-13 | 18           | 10  | 6   | 2   | -   | 22   | 44   | 42   | 30   | 9   | 13  | 8               | -   | 76   | 68   | 87   |     |    |
| 2013-14 | 30           | 16  | 9   | 5   | -   | 37   | 79   | 71   | 52   | 19  | 20  | 13              | -   | 51   | 118  | 137  |     |    |
| 2014-15 | 30           | 10  | 13  | 7   | -   | 27   | 60   | 85   | 59   | 22  | 23  | 7               | -   | 51   | 121  | 131  |     |    |
| 2015-16 | 30           | 11  | 16  | 3   | -   | 25   | 71   | 92   | 50   | 17  | 11  | -               | -   | 45   | 112  | 152  |     |    |
| 2016-17 | 30           | 10  | 13  | 3   | -   | 29   | 51   | 87   | 50   | 17  | 11  | -               | -   | 45   | 112  | 152  |     |    |
| 2017-18 | 28           | 16  | 10  | 2   | -   | 34   | 87   | 89   | 54   | 28  | 19  | 7               | -   | 63   | 161  | 155  |     |    |
| 2018-19 | 28           | 9   | 16  | 3   | -   | 21   | 65   | 82   | 44   | 22  | 25  | 7               | -   | 51   | 189  | 189  |     |    |
| 2019-20 | 28           | 9   | 16  | 3   | -   | 21   | 65   | 82   | 54   | 22  | 25  | 7               | -   | 51   | 189  | 189  |     |    |
| 2020-21 | -            | -   | -   | -   | -   | -    | -    | -    | -    | -   | -   | -               | -   | -    | -    | -    |     |    |
| 2021-22 | 26           | 9   | 14  | 3   | -   | 21   | 79   | 80   | 56   | 18  | 32  | 6               | -   | 42   | 169  | 227  |     |    |
| 2022-23 | 26           | 18  | 6   | 2   | -   | 36   | 99   | 87   | 56   | 34  | 16  | 6               | -   | 76   | 190  | 155  |     |    |
| 2023-24 | 26           | 11  | 13  | 2   | -   | 24   | 81   | 85   | 56   | 27  | 26  | 3               | -   | 57   | 183  | 196  |     |    |
| TOTALS  | 1126         | 521 | 477 | 124 | -   | 1169 | 3355 | 3440 | 1988 | 942 | 782 | 264             | -   | 2150 | 5901 | 5860 |     |    |

## MONTH-BY-MONTH

| Season  | October  | November  | December  | January   | February  | March      | April     |
|---------|----------|-----------|-----------|-----------|-----------|------------|-----------|
| 1982-83 | 3-6=3-9  | 1-10=4-6  | 3-9=0-6   | 4-6=4=12  | 1-8=2=4   | 4-10=0=8   | 1-0=1=3   |
| 1983-84 | 1-10=0=2 | 2-10=0=4  | 4-8=2=10  | 3-7=3=9   | 3-9=1=7   | 4-10=1=9   | 0-1=0=0   |
| 1984-85 | 3-6=0=6  | 4-6=2=10  | 4-8=2=12  | 3-7=3=9   | 3-6=3=9   | 4-10=1=9   | 0-3=1=1   |
| 1985-86 | 4-5=1=9  | 5-6=0=10  | 4-10=0=8  | 2-11=1=5  | 4-6=1=9   | 4-10=0=14  | 2-1=0=4   |
| 1986-87 | 6-4=0=12 | 5-6=2=12  | 5-8=1=11  | 5-9=2=12  | 3-5=0=6   | 5-10=1=11  | 0-3=0=0   |
| 1987-88 | 7-3=0=14 | 6-6=3=15  | 6-8=1=11  | 5-8=1=11  | 3-8=0=10  | 6-8=4=1=17 | 2-0=0=4   |
| 1988-89 | 4-6=1=9  | 5-6=1=11  | 5-7=3=12  | 5-6=2=12  | 5-9=0=10  | 5-9=0=10   | 1-1=0=2   |
| 1989-90 | 6-5=1=13 | 5-6=2=12  | 6-7=1=15  | 6-5=1=13  | 2-7=3=7   | 11-4=0=22  | 0-0=1=1   |
| 1990-91 | 8-4=1=17 | 6-6=2=12  | 6-3=6=18  | 3-8=1=7   | 5-6=1=11  | 5-6=4=14   | ---       |
| 1991-92 | 8-5=0=16 | 6-6=1=13  | 4-4=5=13  | 7-2=1=15  | 8-5=2=18  | 4-8=2=10   | 1-2=0=2   |
| 1992-93 | 7-5=0=14 | 5-6=0=10  | 6-6=1=13  | 6-6=3=13  | 7-4=1=15  | 7-7=1=15   | 2-4=1=5   |
| 1993-94 | 8-2=0=16 | 6-4=2=16  | 6-6=2=14  | 6-4=2=14  | 6-4=2=14  | 12-1=2=26  | 2-3=1=5   |
| 1994-95 | ---      | ---       | ---       | 1-3=1=3   | 6-4=3=15  | 7-6=2=16   | 8-4=2=18* |
| 1995-96 | 6-4=0=12 | 5-5=3=13  | 4-9=1=9   | 7-3=1=15  | 5-5=3=13  | 7-4=4=18   | 3-4=0=6   |
| 1996-97 | 4-5=1=9  | 6-5=0=16  | 8-3=2=18  | 4-4=4=12  | 7-1=5=19  | 10-3=1=21  | 4-2=1=9   |
| 1997-98 | 7-4=0=14 | 10-4=0=20 | 8-8=3=18  | 6-5=4=16  | 6-5=4=16  | 8-3=3=19   | 9-4=8=18  |
| 1998-99 | 5-4=0=10 | 8-3=1=17  | 6-2=3=9   | 6-6=1=13  | 6-2=3=9   | 6-2=3=9    | 7-2=0=8   |
| 1999-00 | 6-4=1=13 | 5-5=2=13  | 10-3=1=21 | 10-3=1=23 | 7-4=2=17  | 5-8=1=11   | 2-2=0=4   |
| 2000-01 | 6-2=2=14 | 6-6=1=13  | 8-3=3=19  | 7-4=3=19  | 4-5=3=12  | 13-2=0=26  | 3-0=0=6   |
| 2001-02 | 5-4=0=11 | 4-8=2=12  | 7-4=3=17  | 7-7=2=17  | 3-2=2=9   | 9-6=0=19   | 6-1=0=12  |
| 2002-03 | 6-2=0=12 | 6-1=1=16  | 7-6=1=16  | 11-3=1=24 | 6-6=1=15  | 5-5=2=19   | 5-1=1=11  |
| 2003-04 | 4-3=2=10 | 8-1=4=20  | 8-4=2=17  | 8-6=2=18  | 6-6=1=13  | 6-6=1=13   | 1-1=0=2   |
| 2005-06 | 6-5=0=12 | 6-5=2=13  | 4-8=3=11  | 10-2=1=21 | 4-2=0=8   | 7-5=3=17   | 9-0=0=18  |
| 2006-07 | 6-4=1=13 | 6-6=1=13  | 10-4=1=21 | 8-2=3=19  | 10-3=0=20 | 6-6=2=14   | 3-0=1=7   |
| 2007-08 | 4-6=1=9  | 9-2=1=19  | 8-4=1=17  | 7-5=0=14  | 3-3=2=9   | 6-6=1=13   | 3-0=0=6   |
| 2008-09 | 6-5=2=12 | 7-0=0=14  | 9-4=1=19  | 11-3=0=22 | 8-0=0=16  | 7-6=1=15   | 2-2=0=6   |
| 2009-10 | 8-4=0=16 | 9-2=1=19  | 11-4=0=22 | 7-7=1=15  | 2-4=1=5   | 5-5=3=17   | 4-1=1=9   |
| 2010-11 | 3-8=1=7  | 6-5=1=11  | 2-11=0=4  | 6-5=1=13  | 11-1=1=23 | 8-5=1=17   | 3-3=0=6   |
| 2011-12 | 4-4=1=9  | 8-0=0=16  | 9-5=0=18  | 6-4=2=14  | 8-4=1=17  | 10-5=2=22  | 3-0=0=6   |
| 2012-13 | ---      | ---       | ---       | 3-0=3=9   | 7-6=1=15  | 5-5=5=15   | 6-1=1=9   |
| 2013-14 | 3-5=4=10 | 8-6=1=17  | 6-5=3=15  | 6-5=4=16  | 2-1=1=5   | 6-6=2=16   | 3-1=3=9   |
| 2014-15 | 5-3=2=12 | 4-8=3=11  | 4-8=3=11  | 6-3=2=14  | 7-5=1=15  | 5-6=3=13   | 1-3=1=3   |
| 2015-16 | 6-4=1=13 | 7-5=1=17  | 7-5=3=17  | 6-6=0=12  | 5-6=2=12  | 7-7=1=15   | 1-3=0=2   |
| 2016-17 | 4-2=0=10 | 6-6=3=15  | 9-1=9     | 6-5=2=16  | 4-4=3=11  | 8-2=1=15   | 1-4=0=2   |
| 2017-18 | 8-5=0=16 | 8-4=2=18  | 8-4=2=18  | 3-6=2=8   | 6-7=1=13  | 8-1=1=7    | 3-0=0=6   |
| 2018-19 | 5-3=1=11 | 4-3=3=11  | 6-3=3=15  | 4-7=0=8   | 6-7=1=13  | 4-9=2=10   | 2-1=0=4   |
| 2019-20 | 2-5=3=7  | 7-7=1=15  | 5-7=2=12  | 4-5=2=10  | 7-3=4=18  | 3-2=0=6    | ---       |
| 2020-21 | ---      | ---       | ---       | 4-3=1=7   | 3-5=0=6   | 6-8=3=9    | 3-11=2    |
| 2021-22 | 4-2=1=9  | 5-3=3=13  | 3-8=1=7   | 3-9=0=6   | 4-8=8     | 5-9=0=10   | 5-2=0=10  |
| 2022-23 | 6-3=0=12 | 9-1=0=26  | 4-7=3=11  | 9-9=2=20  | 5-5=10    | 6-9=0=10   | 5-2=0=8   |
| 2023-24 | 5-2=1=11 | 6-7=0=12  | 8-5=1=17  | 5-6=1=11  | 6-5=1=13  | 6-9=0=12   | 2-5=1=5   |

\*Includes 0-1-0=0 in May (May 2021/3-3-0).

## QUARTER-BY-QUARTER

| Season  | 1st Quarter | 2nd Quarter | 3rd Quarter | 4th Quarter |
|---------|-------------|-------------|-------------|-------------|
| 1982-83 | 3-11=6=12   | 6-12=1=14   | 3-12=3=13   | 4-12=5=10   |
| 1983-84 | 2-18=0=4    | 6-12=2=14   | 5-12=3=13   | 4-12=5=10   |
| 1984-85 | 6-12=2=14   | 7-11=2=16   | 5-11=4=14   | 4-14=2=10   |
| 1985-86 | 9-10=1=19   | 5-15=0=10   | 5-13=2=12   | 9-11=0=18   |
| 1986-87 | 10-5=2=22   | 6-13=1=13   | 8-10=2=11   | 5-14=1=11   |
| 1987-88 | 12-5=2=26   | 6-11=3=12   | 8-10=0=18   | 12-7=1=25   |
| 1988-89 | 8-9=3=19    | 6-10=4=16   | 7-10=3=17   | 6-12=2=14   |
| 1989-90 | 8-9=3=19    | 10-9=1=21   | 7-10=3=17   | 12-6=2=26   |
| 1990-91 | 10-9=1=21   | 9-4=7=25    | 6-11=3=15   | 7-9=4=18    |
| 1991-92 | 11-9=0=22   | 9-5=8=24    | 12-6=2=26   | 6-11=3=15   |
| 1992-93 | 11-10=0=22  | 11-7=3=25   | 10-9=2=22   | 11-12=18    |
| 1993-94 | 15-5=1=31   | 9-9=3=21    | 10-6=5=25   | 8-13=3=29   |
| 1994-95 | 5-5=2=12    | 4-6=2=10    | 7-2=7=17    | 6-5=1=13    |
| 1995-96 | 10-8=2=22   | 8-11=2=18   | 10-6=4=24   | 9-8=4=22    |
| 1996-97 | 11-6=3=23   | 10-7=4=24   | 10-5=3=17   | 14-5=2=30   |
| 1997-98 | 15-5=0=30   | 11-8=2=24   | 12-3=9=29   | 10-7=4=24   |
| 1998-99 | 12-7=1=25   | 11-6=4=26   | 10-7=3=23   | 14-4=3=31   |
| 1999-00 | 11-6=3=26   | 13-6=2=29   | 12-6=2=29   | 9-11=1=19   |
| 2000-01 | 9-8=3=21    | 10-8=3=31   | 7-9=4=21    | 19-9=0=38   |
| 2001-02 | 8-10=2=20   | 8-10=2=20   | 9-7=4=23    | 14-7=0=29   |
| 2002-03 | 12-7=1=26   | 11-8=2=26   | 14-5=1=30   | 9-6=6=26    |
| 2003-04 | 12-3=5=29   | 9-8=4=23    | 11-7=2=24   | 11-9=1=24   |
| 2005-06 | 9-9=2=20    | 14-4=0=30   | 14-4=0=30   | 14-5=0=30   |
| 2006-07 | 12-7=1=25   | 12-6=3=27   | 14-5=2=30   | 13-7=3=25   |
| 2007-08 | 8-10=2=18   | 15-5=1=31   | 12-6=2=26   | 11-8=2=24   |
| 2008-09 | 11-7=2=24   | 13-7=1=27   | 15-5=0=30   | 12-8=1=25   |
| 2009-10 | 14-5=1=29   | 16-5=0=32   | 7-11=2=16   | 11-6=4=26   |
| 2010-11 | 5-13=2=17   | 5-16=0=10   | 5-2=0=8     | 10-9=1=26   |
| 2011-12 | 11-8=1=23   | 12-8=1=25   | 12-6=2=26   | 13-6=2=28   |
| 2012-13 | 8-1=3=19    | 3-7=2=8     | 4-4=1=2     | 4-7=1=9     |
| 2013-14 | 7-8=5=19    | 10-8=3=23   | 9-6=5=23    | 9-7=5=23    |
| 2014-15 | 9-9=2=20    | 11-5=5=15   | 11-7=2=24   | 7-9=5=19    |
| 2015-16 | 11-8=1=23   | 9-8=4=22    | 10-8=2=26   | 7-12=1=17   |
| 2016-17 | 10-6=4=24   | 6-11=4=16   | 9-8=3=21    | 3-15=3=9    |
| 2017-18 | 12-5=3=27   | 10-6=5=25   | 9-11=0=18   | 13-7=1=27   |
| 2018-19 | 9-9=3=21    | 7-9=4=18    | 8-12=1=17   | 7-11=2=16   |
| 2019-20 | 8-7=9=18    | 8-10=2=18   | 6-8=4=20    | 5-2=2=12    |
| 2020-21 | 6-6=2=12    | 4-8=2=10    | 4-4=1=2     | 5-8=1=7     |
| 2021-22 | 9-8=4=22    | 6-14=1=13   | 8-13=0=16   | 4-11=4=12   |
| 2022-23 | 16-4=0=32   | 9-8=3=21    | 15-3=2=32   | 12-7=3=27   |
| 2023-24 | 10-9=1=21   | 12-6=2=26   | 8-11=1=17   | 8-13=1=17   |

\*Finish includes division/conference rank.  
 †Home/Away records include neutral site games.

**DEVILS (1982-2022)**

**GAMES PLAYED**

|                           |      |
|---------------------------|------|
| 1. Ken Daneyko.....       | 1283 |
| 2. Martin Brodeur.....    | 1259 |
| 3. Patrik Elias.....      | 1240 |
| 4. Travis Zajac.....      | 1024 |
| 5. Scott Stevens.....     | 956  |
| 6. John MacLean.....      | 934  |
| 7. Andy Greene.....       | 933  |
| 8. Scott Niedermayer..... | 892  |
| 9. Jay Pandolfo.....      | 819  |
| 10. Bobby Holik.....      | 786  |

**GOALS**

|                      |     |
|----------------------|-----|
| 1. Patrik Elias..... | 408 |
| 2. John MacLean..... | 347 |
| 3. Bobby Holik.....  | 202 |
| 4. Travis Zajac..... | 202 |
| 5. Zach Parise.....  | 194 |
| 6. Kirk Muller.....  | 185 |
| 7. Pat Verbeek.....  | 170 |
| 8. Petr Sykora.....  | 166 |
| 9. Brian Gionta..... | 152 |
| 10. Randy McKay..... | 151 |

**ASSISTS**

|                           |     |
|---------------------------|-----|
| 1. Patrik Elias.....      | 617 |
| 2. Scott Niedermayer..... | 384 |
| 3. Scott Gomez.....       | 361 |
| 4. John MacLean.....      | 354 |
| 5. Travis Zajac.....      | 348 |
| 6. Scott Stevens.....     | 337 |
| 7. Kirk Muller.....       | 335 |
| 8. Bruce Driver.....      | 316 |
| 9. Aaron Broten.....      | 283 |
| 10. Bobby Holik.....      | 270 |

**POINTS**

|                           |      |
|---------------------------|------|
| 1. Patrik Elias.....      | 1025 |
| 2. John MacLean.....      | 701  |
| 3. Travis Zajac.....      | 550  |
| 4. Kirk Muller.....       | 520  |
| 5. Scott Gomez.....       | 484  |
| 6. Scott Niedermayer..... | 476  |
| 7. Bobby Holik.....       | 472  |
| 8. Aaron Broten.....      | 430  |
| 9. Scott Stevens.....     | 430  |
| 10. Zach Parise.....      | 410  |

**PENALTY MINUTES**

|                          |      |
|--------------------------|------|
| 1. Ken Daneyko.....      | 2516 |
| 2. Randy McKay.....      | 1418 |
| 3. John MacLean.....     | 1168 |
| 4. Scott Stevens.....    | 1007 |
| 5. Pat Verbeek.....      | 943  |
| 6. Joe Cirella.....      | 886  |
| 7. Bobby Holik.....      | 863  |
| 8. Colin White.....      | 848  |
| 9. David Clarkson.....   | 770  |
| 10. Krzysztof Oliwa..... | 724  |

**GAMES PLAYED**

|                        |      |
|------------------------|------|
| 1. Martin Brodeur..... | 1259 |
| 2. Chris Tereri.....   | 302  |
| 3. Cory Schneider..... | 298  |

**MINUTES**

|                        |       |
|------------------------|-------|
| 1. Martin Brodeur..... | 74083 |
| 2. Cory Schneider..... | 17193 |
| 3. Chris Tereri.....   | 16558 |

**SHUTOUTS**

|  |     |
|--|-----|
| 1. Martin Brodeur.....                   | 124 |
| 2. Cory Schneider.....                   | 16  |
| 3. J. Hedberg/ <b>M. Blackwood</b> ..... | 8   |

**GAA (2 SEASONS MINIMUM)**

|                        |      |
|------------------------|------|
| 1. Martin Brodeur..... | 2.24 |
| 2. Johan Hedberg.....  | 2.42 |
| 3. Cory Schneider..... | 2.46 |

**WINS**

|                        |     |
|------------------------|-----|
| 1. Martin Brodeur..... | 688 |
| 2. Chris Tereri.....   | 118 |
| 3. Cory Schneider..... | 112 |

**TIES/OT**

|                        |     |
|------------------------|-----|
| 1. Martin Brodeur..... | 154 |
| 2. Cory Schneider..... | 48  |
| 3. Chris Tereri.....   | 34  |

**FRANCHISE (1974-2022)**

**GAMES PLAYED**

|                           |      |
|---------------------------|------|
| 1. Ken Daneyko.....       | 1283 |
| 2. Martin Brodeur.....    | 1259 |
| 3. Patrik Elias.....      | 1240 |
| 4. Travis Zajac.....      | 1024 |
| 5. Scott Stevens.....     | 956  |
| 6. John MacLean.....      | 934  |
| 7. Andy Greene.....       | 933  |
| 8. Scott Niedermayer..... | 892  |
| 9. Jay Pandolfo.....      | 819  |
| 10. Bobby Holik.....      | 786  |

**GOALS**

|                        |     |
|------------------------|-----|
| 1. Patrik Elias.....   | 408 |
| 2. John MacLean.....   | 347 |
| 3. Bobby Holik.....    | 202 |
| 4. Travis Zajac.....   | 202 |
| 5. Zach Parise.....    | 194 |
| 6. Kirk Muller.....    | 185 |
| 7. Pat Verbeek.....    | 170 |
| 8. Petr Sykora.....    | 166 |
| 9. Aaron Broten.....   | 162 |
| 10. Wilf Paiement..... | 153 |

**ASSISTS**

|                           |     |
|---------------------------|-----|
| 1. Patrik Elias.....      | 611 |
| 2. Scott Niedermayer..... | 384 |
| 3. Scott Gomez.....       | 361 |
| 4. John MacLean.....      | 354 |
| 5. Travis Zajac.....      | 348 |
| 6. Scott Stevens.....     | 337 |
| 7. Kirk Muller.....       | 335 |
| 8. Bruce Driver.....      | 316 |
| 9. Aaron Broten.....      | 307 |
| 10. Bobby Holik.....      | 270 |

**POINTS**

|                           |      |
|---------------------------|------|
| 1. Patrik Elias.....      | 1025 |
| 2. John MacLean.....      | 701  |
| 3. Travis Zajac.....      | 550  |
| 4. Kirk Muller.....       | 520  |
| 5. Scott Gomez.....       | 484  |
| 6. Scott Niedermayer..... | 476  |
| 7. Bobby Holik.....       | 472  |
| 8. Aaron Broten.....      | 469  |
| 9. Scott Stevens.....     | 430  |
| 10. Zach Parise.....      | 410  |

**PENALTY MINUTES**

|                          |      |
|--------------------------|------|
| 1. Ken Daneyko.....      | 2516 |
| 2. Randy McKay.....      | 1418 |
| 3. John MacLean.....     | 1168 |
| 4. Scott Stevens.....    | 1007 |
| 5. Pat Verbeek.....      | 943  |
| 6. Joe Cirella.....      | 938  |
| 7. Bobby Holik.....      | 863  |
| 8. Colin White.....      | 848  |
| 9. David Clarkson.....   | 770  |
| 10. Krzysztof Oliwa..... | 724  |

**GOALTENDING**

**GAMES PLAYED**

|                        |      |
|------------------------|------|
| 1. Martin Brodeur..... | 1259 |
| 2. Chris Tereri.....   | 302  |
| 3. Cory Schneider..... | 298  |

**MINUTES**

|                        |       |
|------------------------|-------|
| 1. Martin Brodeur..... | 74083 |
| 2. Cory Schneider..... | 17193 |
| 3. Chris Tereri.....   | 16558 |

**SHUTOUTS**

|  |     |
|--|-----|
| 1. Martin Brodeur.....                   | 124 |
| 2. Cory Schneider.....                   | 16  |
| 3. J. Hedberg/ <b>M. Blackwood</b> ..... | 8   |

**GAA (2 SEASONS MINIMUM)**

|                        |      |
|------------------------|------|
| 1. Martin Brodeur..... | 2.24 |
| 2. Johan Hedberg.....  | 2.42 |
| 3. Cory Schneider..... | 2.46 |

**WINS**

|                        |     |
|------------------------|-----|
| 1. Martin Brodeur..... | 688 |
| 2. Chris Tereri.....   | 118 |
| 3. Cory Schneider..... | 112 |

**TIES/OT**

|                        |     |
|------------------------|-----|
| 1. Martin Brodeur..... | 154 |
| 2. Cory Schneider..... | 48  |
| 3. Chris Tereri.....   | 34  |

**DEVILS' SINGLE SEASON**

**GAMES PLAYED**

|                                 |                |
|---------------------------------|----------------|
| 1. Ken Daneyko (1992-93).....   | 84             |
| 2. Scott Stevens (1993-94)..... | 83             |
| Bruce Driver (1992-93).....     | 83             |
| <b>48 players with.....</b>     | <b>82</b>      |
| Last J. BRATT.....              | 2023-24        |
| <b>L. HUGHES.....</b>           | <b>2023-24</b> |
| <b>D. MERCER.....</b>           | <b>2023-24</b> |
| <b>A. HOLTZ.....</b>            | <b>2023-24</b> |
| <b>K. BAHL.....</b>             | <b>2023-24</b> |

**GOALS**

|                                     |           |
|-------------------------------------|-----------|
| 1. Brian Gionta (2005-06).....      | 48        |
| 2. Pat Verbeek (1987-88).....       | 46        |
| 3. Zach Parise (2008-09).....       | 45        |
| John MacLean (1990-91).....         | 45        |
| 5. Alexander Mogilny (2000-01)..... | 43        |
| <b>JACK HUGHES (2022-23).....</b>   | <b>43</b> |
| 7. John MacLean (1988-89).....      | 42        |
| 8. Claude Lemieux (1991-92).....    | 41        |
| John MacLean (1989-90).....         | 41        |
| 10. Patrik Elias (2000-01).....     | 40        |

**ASSISTS**

|                                       |           |
|---------------------------------------|-----------|
| 1. Scott Stevens (1993-94).....       | 60        |
| 2. Aaron Broten (1987-88).....        | 57        |
| Kirk Muller (1987-88).....            | 57        |
| 4. Scott Gomez (2003-04).....         | 56        |
| Kirk Muller (1989-90).....            | 56        |
| Patrik Elias (2000-01).....           | 56        |
| <b>JACK HUGHES (2022-23).....</b>     | <b>56</b> |
| 8. TAYLOR HALL (2017-18).....         | 54        |
| 9. Aaron Broten (1986-87).....        | 53        |
| <b>JESPER BRATT (2023-24).....</b>    | <b>53</b> |
| 10. Patrik Elias (2011-12).....       | 52        |
| <b>DOUGIE HAMILTON (2022-23).....</b> | <b>52</b> |

**POINTS**

|                                      |           |
|--------------------------------------|-----------|
| 1. <b>JACK HUGHES (2022-23).....</b> | <b>96</b> |
| 2. Patrik Elias (2000-01).....       | 99        |
| 3. Zach Parise (2008-09).....        | 94        |
| Kirk Muller (1987-88).....           | 94        |
| 5. Taylor HALL (2017-18).....        | 93        |
| Brian Gionta (2005-06).....          | 89        |
| 7. John MacLean (1988-89).....       | 87        |
| 8. Kirk Muller (1989-90).....        | 86        |
| 9. Scott Gomez (2005-06).....        | 84        |
| 10. Alexander Mogilny (2000-01)..... | 83        |
| Ilya Kovalchuk (2011-12).....        | 83        |
| Aaron Broten (1987-88).....          | 83        |
| <b>JESPER BRATT (2023-24).....</b>   | <b>83</b> |

**PENALTY MINUTES**

|                                   |     |
|-----------------------------------|-----|
| 1. Krzysztof Oliwa (1997-98)..... | 295 |
| 2. Ken Daneyko (1988-89).....     | 283 |
| 3. Ken Daneyko (1990-91).....     | 249 |
| David Maley (1988-89).....        | 249 |
| 5. Randy McKay (1991-92).....     | 246 |
| 6. Randy McKay (1993-94).....     | 244 |
| 7. Krzysztof Oliwa (1998-99)..... | 240 |
| 8. Ken Daneyko (1987-88).....     | 239 |
| 9. Mike Peluso (1993-94).....     | 238 |
| 10. Ken Daneyko (1992-93).....    | 236 |

**GAMES PLAYED**

|                                  |    |
|----------------------------------|----|
| 1. Martin Brodeur (2006-07)..... | 78 |
| 2. Three with.....               | 77 |

**MINUTES**

|                                  |      |
|----------------------------------|------|
| 1. Martin Brodeur (2006-07)..... | 4697 |
| 2. Martin Brodeur (2007-08)..... | 4635 |
| 3. Martin Brodeur (2003-04)..... | 4555 |

**SHUTOUTS**

|                                  |    |
|----------------------------------|----|
| 1. Martin Brodeur (2006-07)..... | 12 |
| 2. Martin Brodeur (2003-04)..... | 11 |
| 3. Martin Brodeur (2 times)..... | 10 |

**GAA (26 GPI)**

|                                  |      |
|----------------------------------|------|
| 1. Martin Brodeur (1996-97)..... | 1.88 |
| 2. Martin Brodeur (1997-98)..... | 1.89 |
| 3. Cory Schneider (2013-14)..... | 1.97 |

**WINS**

|                                  |    |
|----------------------------------|----|
| 1. Martin Brodeur (2006-07)..... | 48 |
| 2. Martin Brodeur (2009-10)..... | 45 |
| 3. Martin Brodeur (2007-08)..... | 44 |

**TIES/OT**

|                                  |    |
|----------------------------------|----|
| 1. Martin Brodeur (1996-97)..... | 13 |
| 2. Three players with.....       | 12 |

## CATEGORY

| SEASON  | GOALS                 | ASSISTS               | POINTS            | PIM              |
|---------|-----------------------|-----------------------|-------------------|------------------|
| 1982-83 | Tambellini 25         | Levo 40               | Broten, A. 55     | Vautour 136      |
| 1983-84 | Bridgman 23           | Bridgman 38           | Bridgman 61       | Verbeek 158      |
| 1984-85 | Gagne 24              | Pichette 40           | Bridgman 61       | Verbeek 162      |
| 1985-86 | Adams 35              | Adams 42              | Adams 77          | Cirella 147      |
| 1986-87 | Verbeek 35            | Broten, A. 53         | Broten, A. 79     | Daneyko 183      |
| 1987-88 | Verbeek 46            | Muller/Broten, A. 57  | Muller 94         | Daneyko 239      |
| 1988-89 | MacLean 42            | Kurvers 50            | MacLean 87        | Daneyko 283      |
| 1989-90 | MacLean 41            | Muller 56             | Muller 86         | Daneyko 219      |
| 1990-91 | MacLean 45            | Muller 51             | MacLean 78        | Daneyko 249      |
| 1991-92 | Lemieux 41            | Stevens/Todd 42       | Lemieux 68        | McKay 246        |
| 1992-93 | Richer 38             | Lemieux 51            | Lemieux 81        | Daneyko 236      |
| 1993-94 | MacLean 37            | Stevens 60            | Stevens 78        | McKay 244        |
| 1994-95 | Richer 23             | Broten, N./Stevens 20 | Richer 39         | Peluso 167       |
| 1995-96 | Thomas 26             | Thomas 35             | Thomas 61         | Peluso 146       |
| 1996-97 | Guerin/MacLean 29     | Holik 39              | Holik 62          | Odelein 110      |
| 1997-98 | Holik 29              | Niedermayer 43        | Holik 65          | Oliwa 295        |
| 1998-99 | Sykora 29             | Sykora 43             | Sykora 72         | Oliwa 240        |
| 1999-00 | Elias 35              | Gomez 51              | Elias 72          | Oliwa 184        |
| 2000-01 | Mogilny 43            | Elias 56              | Elias 96          | White 155        |
| 2001-02 | Elias 29              | Rafalski 40           | Elias 61          | White 133        |
| 2002-03 | Elias 28              | Gomez 42              | Elias 57          | Stevenson 115    |
| 2003-04 | Elias 38              | Gomez 56              | Elias 81          | White 96         |
| 2005-06 | Gionta 48             | Gomez 51              | Gionta 89         | Janssen/White 91 |
| 2006-07 | Parise 31             | Elias 48              | Elias 69          | Janssen 114      |
| 2007-08 | Parise 32             | Elias 35              | Parise 65         | Clarkson 183     |
| 2008-09 | Parise 45             | Parise 49             | Parise 94         | Clarkson 164     |
| 2009-10 | Parise 38             | Parise 44             | Parise 82         | Peters 93        |
| 2010-11 | Kovalchuk 31          | Elias 41              | Elias 62          | Clarkson 116     |
| 2011-12 | Kovalchuk 37          | Elias 52              | Kovalchuk 83      | Clarkson 138     |
| 2012-13 | Clarkson 15           | Elias 22              | Elias 36          | Clarkson 78      |
| 2013-14 | Henrique 25           | Jagr 43               | Jagr 67           | Zidlicky 60      |
| 2014-15 | Cammalleri 27         | Gomez/Henrique 27     | Henrique 43       | Tootoo 72        |
| 2015-16 | Henrique/ Palmieri 30 | Zajac 28              | Palmieri 57       | Tootoo 102       |
| 2016-17 | Palmieri 26           | Hall 33               | Palmieri/ Hall 33 | Wood 86          |
| 2017-18 | Hall 39               | Hall 54               | Hall 93           | Wood 84          |
| 2018-19 | Palmieri 27           | Hischier 30           | Palmieri 50       | Wood 91          |
| 2019-20 | Palmieri 25           | Gusev 31              | Palmieri 45       | Subban 79        |
| 2020-21 | Wood/Zacha 17         | Bratt 23              | Zacha 35          | McLeod 42        |
| 2021-22 | J. Hughes/J. Bratt 26 | Bratt 47              | Bratt 73          | Subban 82        |
| 2021-22 | J. Hughes/J. Bratt 26 | Bratt 47              | Bratt 73          | Subban 82        |
| 2022-23 | Hughes 43             | Hughes 56             | Hughes 99         | Wood 76          |
| 2023-24 | Bratt 56              | Bratt 56              | Bratt 83          | Bahl 82          |

| SEASON  | PPG                  | SHG                    | GAA             | WINS          |
|---------|----------------------|------------------------|-----------------|---------------|
| 1982-83 | Lever 9              | Lever 3                | Resch 3.98      | Resch 15      |
| 1983-84 | Bridgman 9           | McAdam 2               | Resch 4.18      | Resch 9       |
| 1984-85 | Broten, A. 10        | Bridgman 3             | Low 3.84        | Resch 15      |
| 1985-86 | Adams 10             | five with 1            | Resch 4.27      | Chevrier 11   |
| 1986-87 | Verbeek 17           | Brickley 3             | Chevrier 4.32   | Chevrier 24   |
| 1987-88 | Muller 17            | Brown 4                | Sauve 3.56      | Chevrier 18   |
| 1988-89 | MacLean 14           | seven with 1           | Burke 3.84      | Burke 22      |
| 1989-90 | MacLean 10           | MacLean/Brown 3        | Terreri 3.41    | Burke 22      |
| 1990-91 | MacLean 19           | three with 2           | Terreri 2.91    | Terreri 24    |
| 1991-92 | Lemieux 13           | Chorske 3              | Billington 3.04 | Terreri 22    |
| 1992-93 | Lemieux 13           | Pellerin 2             | Terreri 3.39    | Billington 21 |
| 1993-94 | MacLean/Zelepukin 8  | Richer 3               | Brodeur 2.40    | Brodeur 27    |
| 1994-95 | Guerin/Niedermayer 4 | Richer 2               | Brodeur 2.45    | Brodeur 19    |
| 1995-96 | Sykora/Guerin 8      | Richer 4               | Brodeur 2.34    | Brodeur 34    |
| 1996-97 | Guerin 7             | Rolston 2              | Brodeur 1.88    | Brodeur 37    |
| 1997-98 | Niedermayer 11       | Rolston 2              | Brodeur 1.89    | Brodeur 43    |
| 1998-99 | Sykora 15            | Rolston 5              | Brodeur 2.29    | Brodeur 39    |
| 1999-00 | Elias 9              | Madden 6               | Brodeur 2.24    | Brodeur 43    |
| 2000-01 | Mogilny/McKay 12     | Madden/Elias 3         | Brodeur 2.32    | Brodeur 42    |
| 2001-02 | Arnott/Elias 8       | Pandolfo/Elias 1       | Brodeur 2.15    | Brodeur 38    |
| 2002-03 | Elias 6              | Madden 2               | Brodeur 2.02    | Brodeur 41    |
| 2003-04 | Niedermayer/Elias 9  | Elias 3                | Brodeur 2.03    | Brodeur 38    |
| 2005-06 | Gionta 24            | three with 1           | Brodeur 2.57    | Brodeur 43    |
| 2006-07 | Langenbrunner 12     | four with 1            | Brodeur 2.18    | Brodeur 48    |
| 2007-08 | Parise 10            | Madden 3               | Brodeur 2.17    | Brodeur 44    |
| 2008-09 | Parise 14            | Gionta/Langenbrunner 3 | Clemmensen 2.39 | Clemmensen 25 |
| 2009-10 | Parise 9             | Langenbrunner 2        | Brodeur 2.24    | Brodeur 45    |
| 2010-11 | Kovalchuk 9          | three with 1           | Hedberg 2.38    | Brodeur 23    |
| 2011-12 | Kovalchuk 10         | Henrique 4             | Hedberg 2.23    | Brodeur 31    |
| 2012-13 | Clarkson 6           | Kovalchuk 4            | Brodeur 2.22    | Brodeur 13    |
| 2013-14 | Zidlicky 8           | Henrique 3             | Schneider 1.97  | Brodeur 19    |
| 2014-15 | Cammalleri 9         | Josefson 3             | Schneider 2.26  | Schneider 26  |
| 2015-16 | Palmieri 11          | Zajac/Henrique 2       | Schneider 2.15  | Schneider 27  |
| 2016-17 | Palmieri 8           | Henrique 2             | Kinkaid 2.64    | Schneider 20  |
| 2017-18 | Hall 13              | Gibbons/Coleman 3      | Kinkaid 2.77    | Kinkaid 26    |
| 2018-19 | Palmieri 11          | Coleman 3              | Blackwood 2.61  | Kinkaid 15    |
| 2019-20 | Palmieri 11          | Coleman 3              | Blackwood 2.77  | Blackwood 22  |
| 2020-21 | Zacha 5              | Hischier, 2 others 1   | Blackwood 3.04  | Blackwood 14  |
| 2021-22 | Hughes 6             | Vesey/Sharangovich 2   | Daws 3.11       | Daws 10       |
| 2022-23 | Hughes 9             | Hischier 3             | Schmid 2.13     | Vanecek 33    |
| 2023-24 | Meier 10             | Hischier & 2 others 1  | Allen 3.11      | Vanecek 17    |

\*Goaltenders: Minimum 15 GP

**PRESIDENTS**

|                      |                               |
|----------------------|-------------------------------|
| Bob Butera .....     | Apr. 15, 1983 - Apr. 24, 1987 |
| Lou Lamoriello ..... | Apr. 30, 1987 - July 23, 2015 |
| Jake Reynolds .....  | Sept. 19, 2019 -              |
| Tom Fitzgerald ..... | Jan. 23, 2024 -               |

**EXECUTIVE VICE PRESIDENTS**

|                      |                                |
|----------------------|--------------------------------|
| Max McNab .....      | Sept. 10, 1987 - Oct. 25, 1994 |
| David Conte .....    | 2006-07 through July 9, 2015   |
| Ray Shero .....      | May 4, 2015 - Jan. 12, 2020    |
| Tom Fitzgerald ..... | Jan. 23, 2024 (promoted)       |

**GENERAL MANAGERS**

|                       |  |
|-----------------------|--|
| Billy MacMillan ..... | 1982-83 through Nov. 22, 1983                      |
| Max McNab .....       | Nov. 22, 1983 - Sept. 10, 1987                     |
| Lou Lamoriello .....  | Sept. 10, 1987 - May 4, 2015                       |
| Ray Shero .....       | May 4, 2015 - Jan. 12, 2020                        |
| Tom Fitzgerald .....  | Interim Jan. 12 - July 19, 2020<br>July 19, 2020 - |

**ASSISTANT GENERAL MANAGER**

|                      |                               |
|----------------------|-------------------------------|
| Tom Fitzgerald ..... | July 24, 2015 -               |
| Dan MacKinnon .....  | September 2019                |
| Tom Fitzgerald ..... | July 24, 2015 - Jan. 12, 2020 |
| Kate Madigan .....   | July 6, 2022 -                |

**HEAD COACHES**

|                         |                               |
|-------------------------|-------------------------------|
| Billy MacMillan .....   | 1982-83 through Nov. 22, 1983 |
| Tom McVie .....         | Nov. 22, 1983 - May 31, 1984  |
| Doug Carpenter .....    | May 31, 1984 - Jan. 26, 1988  |
| Jim Schoenfeld .....    | Jan. 26, 1988 - Nov. 6, 1989  |
| John Cuniff .....       | Nov. 6, 1989 - Mar. 4, 1991   |
| Tom McVie .....         | Mar. 4, 1991 - June 5, 1992   |
| Herb Brooks .....       | June 5, 1992 - May 31, 1993   |
| Jacques Lemaire .....   | June 28, 1993 - May 8, 1998   |
| Robbie Ftorek .....     | May 21, 1998 - Mar. 23, 2000  |
| Larry Robinson .....    | Mar. 23, 2000 - Jan. 28, 2002 |
| Kevin Constantine ...   | Jan. 28, 2002 - June 13, 2002 |
| Pat Burns .....         | June 13, 2002 - July 8, 2005  |
| Larry Robinson .....    | July 14, 2005 - Dec. 19, 2005 |
| Lou Lamoriello .....    | Dec. 19, 2005 - May 14, 2006  |
| Claude Julien .....     | June 13, 2006 - Apr. 2, 2007  |
| Lou Lamoriello .....    | Apr. 2, 2007 - May 5, 2007    |
| Brent Sutter .....      | July 13, 2007 - June 6, 2009  |
| Jacques Lemaire .....   | July 13, 2009 - Apr. 26, 2010 |
| John MacLean .....      | June 17, 2010 - Dec. 23, 2010 |
| Jacques Lemaire .....   | Dec. 23, 2010 - Apr. 10, 2011 |
| Peter DeBoer .....      | July 19, 2011 - Dec. 26, 2014 |
| A. Oates/S. Stevens ... | Dec. 27, 2014 through 2014-15 |
| John Hynes .....        | June 2, 2015 - Dec. 3, 2019   |
| Alain Nasreddine .....  | Dec. 3, 2019 - July 9, 2020   |
| Lindy Ruff .....        | July 9, 2020 - Mar. 4 2024    |
| Travis Green .....      | Mar. 4, 2024 - May 7, 2024    |
| Sheldon Keefe .....     | May 23, 2024 -                |

**ASSISTANT COACHES**

|                         |                               |
|-------------------------|-------------------------------|
| Marshall Johnston ..... | 1982-83 through Nov. 22, 1983 |
| Lou Vairo .....         | May 31, 1984 - May 6, 1986    |
| Ron Smith .....         | Aug. 6, 1986 - Jan. 26, 1988  |
| Bob Hoffmeyer .....     | Sept. 17, 1986 - May 25, 1989 |
| Doug McKay .....        | Feb. 4, 1988 - May 25, 1989   |
| John Cuniff .....       | May 31, 1989 - Nov. 6, 1989   |
| Tim Burke .....         | Nov. 7, 1989 - Mar. 4, 1991   |
| Doug Sullivan .....     | Aug. 29, 1990 - June 28, 1993 |
| Robbie Ftorek .....     | July 9, 1991 - July 31, 1992  |
| Dave Farrish .....      | July 31, 1992 - June 28, 1993 |
| Larry Robinson .....    | June 30, 1993 - July 26, 1995 |
| Dennis Gendron .....    | Sept. 1, 1994 - May 14, 1996  |
| Chris Nilan .....       | Aug. 3, 1995 - May 14, 1996   |
| Robbie Ftorek .....     | May 14, 1996 - May 21, 1998   |
| Viacheslav Fetisov ...  | July 28, 1998 - Jan. 28, 2000 |
| Larry Robinson .....    | May 26, 1999 - Mar. 23, 2002  |
| Bob Carpenter .....     | Mar. 24, 2000 - June 10, 2000 |
| Kurt Kleinendorst ..... | Aug. 22, 2000 - June 9, 2001  |
| Jay Leach .....         | Aug. 3, 2001 - Jan. 28, 2002  |
| John Cuniff .....       | Jan. 28, 2002 - Apr. 27, 2002 |
| Kurt Kleinendorst ..... | Jan. 28, 2002 - Apr. 27, 2002 |

**ASSISTANT COACHES (cont.)**

|                          |                                |
|--------------------------|--------------------------------|
| Larry Robinson .....     | Feb. 25, 2002 - Apr. 27, 2002  |
| Bob Carpenter .....      | July 11, 2002 - Sept. 1, 2005  |
| John MacLean .....       | Sept. 29, 2002 - July 13, 2009 |
| Jacques Laperriere ..... | Aug. 5, 2003 - July 25, 2007   |
| Larry Robinson .....     | July 25, 2007 - July 22, 2008  |
| Tommy Albelin .....      | July 25, 2007 through 2009-10  |
| Mario Tremblay .....     | July 13, 2009 through 2009-10  |
| Scott Stevens .....      | 2009-10                        |
| Larry Robinson .....     | June 17, 2010 through 2011-12  |
| Adam Oates .....         | June 29, 2010 - June 26, 2012  |
| Dave Barr .....          | July 29, 2011 - Dec. 27, 2014  |
| Scott Stevens .....      | July 17, 2012 through 2013-14  |
| Matt Shaw .....          | July 17, 2012 through 2012-13  |
| Mike Foligno .....       | July 19, 2013 through 2014-15  |
| Tommy Albelin .....      | 2014-15                        |
| Geoff Ward .....         | June 17, 2015 - May 31, 2018   |
| Alain Nasreddine .....   | June 17, 2015 through 2021-22  |
| Ryane Clowe .....        | July 12, 2016 - June 20, 2018  |
| Rick Kowalsky .....      | July 23, 2018 through 2019-20  |
| Mike Grier .....         | July 23, 2018 through 2019-20  |
| Mark Recchi .....        | Sept. 8, 2020 through 2021-22  |
| Chris Taylor .....       | Oct. 23, 2020 -                |
| Andrew Brunette .....    | July 15, 2022 - May 31, 2023   |
| Ryan McGill .....        | July 18, 2022 -                |
| Sergei Brylin .....      | August 18, 2022 -              |
| Travis Green .....       | June 22, 2023 - Mar. 4, 2024   |
| Jeremy Colillon .....    | June 11, 2024 -                |

**GOALTENDING COACHES**

|                       |                               |
|-----------------------|-------------------------------|
| Bob Bellemore .....   | Oct. 5, 1987 - Aug. 20, 1990  |
| Warren Strelow .....  | Aug. 20, 1990 - June 28, 1993 |
| Jacques Caron .....   | Aug. 9, 1993 through 2015-16  |
| Chris Terreri .....   | 2009-10 through 2016-17       |
| Roland Melanson ..... | 2016-2017 - July 9, 2020      |
| Dave Rogalski .....   | Oct. 23, 2020 -               |

**DEVELOPMENT/SKILLS COACH**

|                     |                              |
|---------------------|------------------------------|
| Perti Hasanen ..... | Aug. 6, 2015 through 2017-18 |
|---------------------|------------------------------|

**DEVELOPMENT COACHES**

|                          |                            |
|--------------------------|----------------------------|
| Patrick Rissmiller ..... | Aug. 26, 2015 through 2021 |
| Eric Weinrich .....      | Sept. 20, 2015 -           |
| Megan Duggan .....       | May 2021-May 31, 2022      |
| Director: May 31, 2022-  |                            |
| Mark Voakes .....        | August, 2022               |
| Esa Pirnes .....         | 2020 -                     |

**GOALTENDING DEVELOPMENT COACH**

|                     |                           |
|---------------------|---------------------------|
| Scott Clemmensen .. | June 30, 2015 - July 2024 |
| Manny Legace .....  | August 1, 2024 -          |

**SPECIAL ASSIGNMENT COACHES/CONSULTANTS**

|                       |                               |
|-----------------------|-------------------------------|
| Larry Robinson .....  | Aug. 22, 2002 - July 14, 2005 |
| Larry Robinson .....  | Dec. 19, 2005 - May 14, 2006  |
| Larry Robinson .....  | July 22, 2008 - June 17, 2010 |
| Chris Terreri .....   | 2008-09 through July 13, 2009 |
| Pat Burns .....       | 2008-09 through 2010          |
| Scott Stevens .....   | 2008-09 through July 17, 2012 |
| Jacques Lemaire ..... | 2010-11 through Dec. 23, 2010 |
| Jacques Caron .....   | 2010-11 through 2015-2016     |
| Jacques Lemaire ..... | 2011-12 through 2014-15       |
| Jacques Laperriere .. | 2008-09 through               |

**TEAM CAPTAINS**

|                        |                                 |
|------------------------|---------------------------------|
| Don Lever .....        | 1982-83 through Jan. 9, 1984    |
| Mel Bridgman .....     | Jan. 9, 1984 - Mar. 9, 1987     |
| Kirk Muller .....      | June 18, 1987 - Sept. 20, 1991  |
| Bruce Driver .....     | Oct. 5, 1991 - Sept. 24, 1992   |
| Scott Stevens .....    | Sept. 24, 1992 - Sept. 6, 2005  |
| Scott Niedermayer ...  | Jan. 9, 2004 - Aug. 4, 2005     |
| Patrik Elias .....     | Oct. 5, 2006 through 2006-07    |
| Jamie Langenbrunner .. | Dec. 5, 2007 - Jan. 7, 2011     |
| Zach Parise .....      | Oct. 5, 2011 through 2011-12    |
| Bryce Salvador .....   | Jan. 17, 2013 through 2014-15   |
| Nico Hischier .....    | October 9, 2015 - Feb. 16, 2020 |
| Andi Hecchi .....      | Feb. 20, 2021 -                 |

**BILLY MacMILLAN**

| SEASON       | GMS        | W         | L         | T         | PTS       | PCT         |
|--------------|------------|-----------|-----------|-----------|-----------|-------------|
| 1982-83      | 80         | 17        | 49        | 14        | 48        | .300        |
| 1983-84      | 20         | 2         | 18        | 0         | 4         | .100        |
| <b>TOTAL</b> | <b>100</b> | <b>19</b> | <b>67</b> | <b>14</b> | <b>52</b> | <b>.260</b> |

**TOM McVIE**

| SEASON          | GMS        | W         | L         | T         | PTS        | PCT         |
|-----------------|------------|-----------|-----------|-----------|------------|-------------|
| 1983-84         | 60         | 15        | 38        | 7         | 37         | .308        |
| 1990-91         | 13         | 4         | 5         | 4         | 12         | .462        |
| Playoffs        | 7          | 3         | 4         | -         | -          | .429        |
| 1991-92         | 80         | 38        | 31        | 11        | 87         | .544        |
| Playoffs        | 7          | 3         | 4         | -         | -          | .429        |
| <b>TOTAL</b>    | <b>153</b> | <b>57</b> | <b>74</b> | <b>22</b> | <b>136</b> | <b>.444</b> |
| <b>PLAYOFFS</b> | <b>14</b>  | <b>6</b>  | <b>8</b>  | <b>-</b>  | <b>-</b>   | <b>.429</b> |

**DOUG CARPENTER**

| SEASON       | GMS        | W          | L          | T         | PTS        | PCT         |
|--------------|------------|------------|------------|-----------|------------|-------------|
| 1984-85      | 80         | 22         | 48         | 10        | 54         | .338        |
| 1985-86      | 80         | 28         | 49         | 3         | 59         | .369        |
| 1986-87      | 80         | 29         | 45         | 6         | 64         | .400        |
| 1987-88      | 50         | 21         | 24         | 5         | 47         | .470        |
| <b>TOTAL</b> | <b>290</b> | <b>100</b> | <b>166</b> | <b>24</b> | <b>224</b> | <b>.386</b> |

**JIM SCHOENFELD**

| SEASON          | GMS        | W         | L         | T         | PTS        | PCT         |
|-----------------|------------|-----------|-----------|-----------|------------|-------------|
| 1987-88         | 30         | 17        | 12        | 1         | 35         | .583        |
| Playoffs        | 20         | 11        | 9         | -         | -          | .550        |
| 1988-89         | 80         | 27        | 41        | 12        | 66         | .413        |
| 1989-90         | 14         | 6         | 6         | 2         | 14         | .500        |
| <b>TOTAL</b>    | <b>124</b> | <b>50</b> | <b>59</b> | <b>15</b> | <b>115</b> | <b>.464</b> |
| <b>PLAYOFFS</b> | <b>20</b>  | <b>11</b> | <b>9</b>  | <b>-</b>  | <b>-</b>   | <b>.550</b> |

**JOHN CUNNIFF**

| SEASON          | GMS        | W         | L         | T         | PTS        | PCT         |
|-----------------|------------|-----------|-----------|-----------|------------|-------------|
| 1989-90         | 66         | 31        | 28        | 7         | 69         | .523        |
| Playoffs        | 6          | 2         | 4         | -         | -          | .333        |
| 1990-91         | 67         | 28        | 28        | 11        | 67         | .500        |
| <b>TOTAL</b>    | <b>133</b> | <b>59</b> | <b>56</b> | <b>18</b> | <b>136</b> | <b>.511</b> |
| <b>PLAYOFFS</b> | <b>6</b>   | <b>2</b>  | <b>4</b>  | <b>-</b>  | <b>-</b>   | <b>.333</b> |

**HERB BROOKS**

| SEASON   | GMS | W  | L  | T | PTS | PCT  |
|----------|-----|----|----|---|-----|------|
| 1992-93  | 84  | 40 | 37 | 7 | 87  | .518 |
| Playoffs | 5   | 1  | 4  | - | -   | .200 |

**JACQUES LEMAIRE**

| SEASON          | GMS        | W          | L          | O/T       | PTS        | PCT         |
|-----------------|------------|------------|------------|-----------|------------|-------------|
| 1993-94         | 84         | 47         | 25         | 12        | 106        | .631        |
| Playoffs        | 20         | 11         | 9          | -         | -          | .550        |
| 1994-95         | 48         | 22         | 18         | 8         | 52         | .542        |
| Playoffs        | 20         | 16         | 4          | -         | -          | .800        |
| 1995-96         | 82         | 37         | 33         | 12        | 86         | .524        |
| 1996-97         | 82         | 45         | 23         | 14        | 104        | .634        |
| Playoffs        | 10         | 5          | 5          | -         | -          | .500        |
| 1997-98         | 82         | 48         | 23         | 11        | 107        | .652        |
| Playoffs        | 6          | 2          | 4          | -         | -          | .333        |
| 2009-10         | 82         | 48         | 27         | 7         | 103        | .585        |
| Playoffs        | 5          | 1          | 4          | -         | -          | .200        |
| 2010-11         | 49         | 29         | 17         | 3         | 61         | .622        |
| <b>TOTAL</b>    | <b>509</b> | <b>276</b> | <b>166</b> | <b>67</b> | <b>619</b> | <b>.608</b> |
| <b>PLAYOFFS</b> | <b>61</b>  | <b>35</b>  | <b>26</b>  | <b>-</b>  | <b>-</b>   | <b>.574</b> |

**ROBBIE FTOREK**

| SEASON          | GMS        | W         | L         | T         | PTS        | PCT         |
|-----------------|------------|-----------|-----------|-----------|------------|-------------|
| 1998-99         | 82         | 47        | 24        | 11        | 105        | .640        |
| Playoffs        | 7          | 3         | 4         | -         | -          | .429        |
| 1999-00         | 74         | 41        | 25        | 8         | 95         | .608        |
| <b>TOTAL</b>    | <b>156</b> | <b>88</b> | <b>49</b> | <b>19</b> | <b>200</b> | <b>.625</b> |
| <b>PLAYOFFS</b> | <b>7</b>   | <b>3</b>  | <b>4</b>  | <b>-</b>  | <b>-</b>   | <b>.429</b> |

**LARRY ROBINSON**

| SEASON          | GMS        | W         | L         | O/T       | PTS        | PCT         |
|-----------------|------------|-----------|-----------|-----------|------------|-------------|
| 1999-00         | 8          | 4         | 4         | 0         | 8          | .500        |
| Playoffs        | 23         | 16        | 7         | -         | -          | .696        |
| 2000-01         | 82         | 48        | 22        | 12        | 111        | .659        |
| Playoffs        | 25         | 15        | 10        | -         | -          | .600        |
| 2001-02         | 51         | 21        | 23        | 7         | 52         | .480        |
| 2005-06         | 32         | 14        | 13        | 5         | 33         | .516        |
| <b>TOTAL</b>    | <b>173</b> | <b>87</b> | <b>62</b> | <b>24</b> | <b>204</b> | <b>.572</b> |
| <b>PLAYOFFS</b> | <b>48</b>  | <b>31</b> | <b>17</b> | <b>-</b>  | <b>-</b>   | <b>.646</b> |

**KEVIN CONSTANTINE**

| SEASON   | GMS | W  | L | T | PTS | PCT  |
|----------|-----|----|---|---|-----|------|
| 2001-02  | 31  | 20 | 9 | 2 | 43  | .677 |
| Playoffs | 6   | 2  | 4 | - | -   | .333 |

**PAT BURNS**

| SEASON          | GMS        | W         | L         | T         | PTS        | PCT         |
|-----------------|------------|-----------|-----------|-----------|------------|-------------|
| 2002-03         | 82         | 46        | 26        | 10        | 108        | .622        |
| Playoffs        | 24         | 16        | 8         | -         | -          | .667        |
| 2003-04         | 82         | 43        | 27        | 12        | 100        | .598        |
| Playoffs        | 5          | 1         | 4         | -         | -          | .200        |
| <b>TOTAL</b>    | <b>164</b> | <b>89</b> | <b>53</b> | <b>22</b> | <b>208</b> | <b>.610</b> |
| <b>PLAYOFFS</b> | <b>29</b>  | <b>17</b> | <b>12</b> | <b>-</b>  | <b>-</b>   | <b>.586</b> |

**LOU LAMORIELLO**

| SEASON          | GMS       | W         | L         | OT       | PTS       | PCT         |
|-----------------|-----------|-----------|-----------|----------|-----------|-------------|
| 2005-06         | 50        | 32        | 14        | 4        | 68        | .680        |
| Playoffs        | 9         | 5         | 4         | -        | -         | .556        |
| 2006-07         | 3         | 2         | 0         | 1        | 5         | .833        |
| Playoffs        | 11        | 5         | 6         | -        | -         | .455        |
| <b>TOTAL</b>    | <b>53</b> | <b>34</b> | <b>14</b> | <b>5</b> | <b>73</b> | <b>.689</b> |
| <b>PLAYOFFS</b> | <b>20</b> | <b>10</b> | <b>10</b> | <b>-</b> | <b>-</b>  | <b>.500</b> |

**CLAUDE JULIEN**

| SEASON  | GMS | W  | L  | OT | PTS | PCT  |
|---------|-----|----|----|----|-----|------|
| 2006-07 | 79  | 47 | 24 | 8  | 102 | .646 |

**BRENT SUTTER**

| SEASON          | GMS        | W         | L         | OT        | PTS        | PCT         |
|-----------------|------------|-----------|-----------|-----------|------------|-------------|
| 2007-08         | 82         | 46        | 29        | 7         | 99         | .604        |
| Playoffs        | 5          | 1         | 4         | -         | -          | .200        |
| 2008-09         | 82         | 51        | 27        | 4         | 106        | .646        |
| Playoffs        | 7          | 3         | 4         | -         | -          | .429        |
| <b>TOTAL</b>    | <b>164</b> | <b>97</b> | <b>56</b> | <b>11</b> | <b>205</b> | <b>.625</b> |
| <b>PLAYOFFS</b> | <b>12</b>  | <b>4</b>  | <b>8</b>  | <b>-</b>  | <b>-</b>   | <b>.333</b> |

**JOHN MacLEAN**

| SEASON  | GMS | W | L  | OT | PTS | PCT  |
|---------|-----|---|----|----|-----|------|
| 2010-11 | 33  | 9 | 22 | 2  | 20  | .303 |

**PETER DeBOER**

| SEASON          | GMS        | W          | L         | OT        | PTS        | PCT         |
|-----------------|------------|------------|-----------|-----------|------------|-------------|
| 2011-12         | 82         | 48         | 28        | 6         | 102        | .622        |
| Playoffs        | 24         | 14         | 10        | -         | -          | .583        |
| 2012-13         | 48         | 19         | 19        | 10        | 48         | .500        |
| 2013-14         | 82         | 35         | 29        | 18        | 88         | .537        |
| 2014-15         | 36         | 12         | 17        | 7         | 31         | .431        |
| <b>TOTAL</b>    | <b>248</b> | <b>114</b> | <b>93</b> | <b>41</b> | <b>269</b> | <b>.542</b> |
| <b>PLAYOFFS</b> | <b>24</b>  | <b>14</b>  | <b>10</b> | <b>-</b>  | <b>-</b>   | <b>.583</b> |

**LOU LAMORIELLO/  
ADAM OATES/SCOTT STEVENS**

| SEASON  | GMS | W  | L  | OT | PTS | PCT  |
|---------|-----|----|----|----|-----|------|
| 2014-15 | 46  | 20 | 19 | 7  | 47  | .511 |

**JOHN HYNES**

| SEASON          | GMS        | W          | L          | OT        | PTS        | PCT         |
|-----------------|------------|------------|------------|-----------|------------|-------------|
| 2015-16         | 82         | 38         | 36         | 8         | 84         | .512        |
| 2016-17         | 82         | 28         | 40         | 14        | 70         | .427        |
| 2017-18         | 82         | 44         | 29         | 9         | 97         | .591        |
| Playoffs        | 5          | 1          | 4          | -         | -          | .200        |
| 2018-19         | 82         | 31         | 41         | 10        | 72         | .439        |
| 2019-20         | 26         | 9          | 13         | 4         | 22         | .423        |
| <b>TOTAL</b>    | <b>328</b> | <b>141</b> | <b>146</b> | <b>41</b> | <b>323</b> | <b>.492</b> |
| <b>PLAYOFFS</b> | <b>5</b>   | <b>1</b>   | <b>4</b>   | <b>-</b>  | <b>-</b>   | <b>.200</b> |

**ALAIN NASREDDINE**

| SEASON       | GMS       | W         | L         | OT       | PTS       | PCT         |
|--------------|-----------|-----------|-----------|----------|-----------|-------------|
| 2019-20      | 43        | 19        | 16        | 8        | 46        | .535        |
| <b>TOTAL</b> | <b>43</b> | <b>19</b> | <b>16</b> | <b>8</b> | <b>46</b> | <b>.535</b> |

**LINDY RUFF**

| SEASON          | GMS        | W          | L          | OT        | PTS        | PCT         |
|-----------------|------------|------------|------------|-----------|------------|-------------|
| 2020-21         | 19         | 30         | 7          | 7         | 45         | .402        |
| 2021-22         | 82         | 27         | 46         | 9         | 63         | .372        |
| 2022-23         | 82         | 52         | 22         | 8         | 112        | .683        |
| 2023-24         | 61         | 30         | 27         | 4         | 64         | .525        |
| <b>TOTAL</b>    | <b>281</b> | <b>128</b> | <b>125</b> | <b>28</b> | <b>284</b> | <b>.505</b> |
| <b>PLAYOFFS</b> | <b>12</b>  | <b>5</b>   | <b>7</b>   | <b>-</b>  | <b>-</b>   | <b>.416</b> |

**TRAVIS GREEN**

| SEASON  | GMS | W | L  | OT | PTS | PCT  |
|---------|-----|---|----|----|-----|------|
| 2023-24 | 21  | 8 | 12 | 1  | 17  | .405 |

| SEASON        | GP | W  | L  | T  | PTS | PCT  | GF  | GA  | FINISH |
|---------------|----|----|----|----|-----|------|-----|-----|--------|
| 1974-75 (KC)  | 80 | 15 | 54 | 11 | 41  | .256 | 184 | 328 | 5      |
| 1975-76 (KC)  | 80 | 12 | 56 | 12 | 36  | .225 | 190 | 351 | 5      |
| 1976-77 (Col) | 80 | 20 | 46 | 14 | 54  | .338 | 226 | 307 | 5      |
| 1977-78 (Col) | 80 | 19 | 40 | 21 | 59  | .369 | 257 | 305 | 2      |
| 1978-79 (Col) | 80 | 15 | 53 | 12 | 42  | .263 | 210 | 331 | 4      |
| 1979-80 (Col) | 80 | 19 | 48 | 13 | 51  | .319 | 234 | 308 | 6      |
| 1980-81 (Col) | 80 | 22 | 45 | 13 | 57  | .356 | 258 | 344 | 5      |
| 1981-82 (Col) | 80 | 18 | 49 | 13 | 49  | .306 | 241 | 362 | 5      |

| SEASON        | GP | HOME |    |   |     |     |     | AWAY |   |    |     |    |     |     |
|---------------|----|------|----|---|-----|-----|-----|------|---|----|-----|----|-----|-----|
|               |    | W    | L  | T | PTS | GF  | GA  | W    | L | T  | PTS | GF | GA  |     |
| 1974-75 (KC)  | 40 | 12   | 20 | 8 | 32  | 111 | 135 | 40   | 3 | 34 | 3   | 9  | 73  | 193 |
| 1975-76 (KC)  | 40 | 8    | 24 | 8 | 24  | 114 | 166 | 40   | 4 | 32 | 4   | 12 | 76  | 185 |
| 1976-77 (Col) | 40 | 12   | 20 | 8 | 32  | 114 | 143 | 40   | 8 | 26 | 6   | 22 | 112 | 164 |
| 1977-78 (Col) | 40 | 17   | 14 | 9 | 43  | 139 | 118 | 40   | 2 | 26 | 12  | 16 | 118 | 187 |
| 1978-79 (Col) | 40 | 8    | 24 | 8 | 24  | 111 | 159 | 40   | 7 | 29 | 4   | 18 | 99  | 172 |
| 1979-80 (Col) | 40 | 12   | 20 | 8 | 32  | 128 | 144 | 40   | 7 | 28 | 5   | 19 | 106 | 164 |
| 1980-81 (Col) | 40 | 15   | 16 | 9 | 39  | 141 | 155 | 40   | 7 | 29 | 4   | 18 | 117 | 189 |
| 1981-82 (Col) | 40 | 14   | 21 | 5 | 33  | 127 | 148 | 40   | 4 | 28 | 8   | 16 | 114 | 214 |

| Totals: | at Kansas City | G   | W  | L   | T  | PTS | GF  | GA   |
|---------|----------------|-----|----|-----|----|-----|-----|------|
|         |                | 80  | 20 | 44  | 16 | 56  | 225 | 301  |
|         | at Colorado    | 240 | 78 | 115 | 47 | 203 | 760 | 867  |
|         | on road        | 320 | 42 | 232 | 46 | 130 | 815 | 1468 |

| YEAR    | POWER PLAY: |      | PENALTY KILLING: |      | PENALTY MINUTES: |      | SHORTHANDED GOALS: |         |
|---------|-------------|------|------------------|------|------------------|------|--------------------|---------|
|         | PPG-ADV     | PCT  | PPGA-TS          | PCT  | MINUTES          | AVG  | FOR                | AGAINST |
| 1974-75 | 57-351      | 16.2 | 53-233           | 77.3 | 744              | 9.6  | 6                  | 6       |
| 1975-76 | 46-352      | 13.1 | 80-295           | 72.9 | 984              | 12.3 | 2                  | 17      |
| 1976-77 | 44-274      | 16.1 | 61-247           | 75.3 | 978              | 12.2 | 9                  | 7       |
| 1977-78 | 63-279      | 22.6 | 53-237           | 77.6 | 818              | 10.2 | 5                  | 7       |
| 1978-79 | 60-267      | 22.5 | 53-233           | 77.7 | 838              | 10.5 | 8                  | 4       |
| 1979-80 | 53-304      | 17.4 | 70-286           | 75.5 | 1020             | 12.8 | 6                  | 3       |
| 1980-81 | 76-373      | 20.4 | 63-268           | 76.5 | 1418             | 17.7 | 5                  | 8       |
| 1981-82 | 46-305      | 15.1 | 78-294           | 73.5 | 1138             | 14.2 | 4                  | 15      |

## COACHING RECORDS

| COACH             | YEARS(S)       | G   | W  | L  | T  | PTS | PCT  |
|-------------------|----------------|-----|----|----|----|-----|------|
| Bep Guidolin      | 1974-75, 75-76 | 125 | 26 | 84 | 15 | 67  | .268 |
| Sid Abel          | 1975-76        | 3   | 0  | 3  | 0  | 0   | .000 |
| Eddie Bush        | 1975-76        | 32  | 1  | 23 | 8  | 10  | .156 |
| John Wilson       | 1976-77        | 80  | 20 | 46 | 14 | 54  | .338 |
| Pat Kelly         | 1977-78, 78-79 | 101 | 22 | 54 | 25 | 69  | .342 |
| Aldo Guidolin     | 1978-79        | 59  | 12 | 39 | 8  | 32  | .271 |
| Don Cherry        | 1979-80        | 80  | 19 | 48 | 13 | 51  | .319 |
| Billy MacMillan   | 1980-81        | 80  | 22 | 45 | 13 | 57  | .356 |
| Bert Marshall     | 1981-82        | 24  | 3  | 17 | 4  | 10  | .208 |
| Marshall Johnston | 1981-82        | 56  | 15 | 32 | 9  | 39  | .348 |

## DEVILS' RECORD VS. EXPANSION TEAMS

| Season       | Team      | First Game | Score        | First Season  |
|--------------|-----------|------------|--------------|---------------|
| 1991-92      | San Jose  | Oct. 26    | W 9-0        | 2-1-0         |
| 1992-93      | Ottawa    | Nov. 25    | L 1-3        | 2-1-0         |
| 1992-93      | Tampa Bay | Dec. 18    | W 2-0        | 2-0-0         |
| 1993-94      | Anaheim   | Oct. 20    | W 4-0        | 2-0-0         |
| 1993-94      | Florida   | Oct. 23    | W 2-1        | 3-0-2         |
| 1998-99      | Nashville | Jan. 30    | Lo 2-3       | 1-1-0         |
| 1999-00      | Atl./Wpg. | Oct. 2     | W 4-1        | 4-0-0         |
| 2000-01      | Columbus  | Dec. 27    | To 2-2       | 1-0-1         |
| 2000-01      | Minnesota | Jan. 21    | W 4-2        | 2-0-0         |
| 2017-18      | Vegas     | Mar. 4     | L 2-3        | 1-1-0         |
| 2021-22      | Seattle   | Oct. 19    | W 4-2        | 1-0-1         |
| <b>Total</b> |           |            | <b>7-3-1</b> | <b>21-4-4</b> |



Games in which score was tied after goaltender was pulled for extra attacker:

| NO. | DATE     | SCORER                            | TIME  | FINAL SCORE                     |
|-----|----------|-----------------------------------|-------|---------------------------------|
| 1.  | 2/21/83  | Paul Cyr, Buffalo                 | 19:50 | Buffalo 4 at DEVILS 4           |
| 2.  | 3/10/84  | Rob Ramage, St. Louis             | 19:17 | DEVILS 5 at St. Louis 6 (OT)    |
| 3.  | 3/07/85  | Dave Pichette, Devils             | 19:20 |                                 |
| 4.  |          | Pat Verbeek, Devils               | 19:51 | NY Islanders 4 at DEVILS 4 (OT) |
| 5.  | 4/06/85  | John Tonelli, NY Islanders        | 19:12 | DEVILS 5 at NY Islanders 5 (OT) |
| 6.  | 10/31/85 | Doug Sulliman, Devils             | 19:32 | Detroit 2 at DEVILS 2 (OT)      |
| 7.  | 11/02/85 | Tim Higgins, Devils               | 19:28 | NY Rangers 5 at DEVILS 6 (OT)   |
| 8.  | 1/22/86  | Aaron Broten, Devils              | 19:11 | DEVILS 6 at Calgary 6 (OT)      |
| 9.  | 3/01/87  | Bruce Driver, Devils              | 19:54 | DEVILS 5 at Hartford 5 (OT)     |
| 10. | 3/14/87  | Mikko Makela, NY Islanders (PP)   | 19:49 | DEVILS 6 at NY Islanders 7 (OT) |
| 11. | 10/17/87 | Pat Verbeek, Devils               | 19:20 | DEVILS 3 at Hartford 4 (OT)     |
| 12. | 1/21/88  | Brendan Shanahan, Devils          | 19:47 | Detroit 3 at DEVILS 2 (OT)      |
| 13. | 12/21/88 | Jim Korn, Devils                  | 18:57 | DEVILS 5 at Winnipeg 5 (OT)     |
| 14. | 2/17/89  | Laurie Boschman, Winnipeg         | 19:27 | DEVILS 2 at Winnipeg 3 (OT)     |
| 15. | 11/28/89 | Pat LaFontaine, NY Islanders      | 19:37 | NY Islanders 2 at DEVILS 3 (OT) |
| 16. | 12/26/89 | Kirk Muller, Devils               | 19:35 | DEVILS 4 at NY Rangers 4 (OT)   |
| 17. | 1/24/90  | Michal Pivonka, Washington (SH)   | 19:22 | Washington 2 at DEVILS 3        |
| 18. | 2/06/90  | Patrik Sundstrom, Devils (PP)     | 19:57 | Edmonton 2 at DEVILS 2 (OT)     |
| 19. | 2/19/90  | Kirk Muller, Devils (PP)          | 19:53 | DEVILS 3 at NY Rangers 4 (OT)   |
| 20. | 2/25/90  | Gary Nylund, NY Islanders         | 19:10 | DEVILS 3 at NY Islanders 3 (OT) |
| 21. | 4/01/90  | Bruce Driver, Devils              | 19:34 | DEVILS 3 at Boston 3 (OT)       |
| 22. | 10/04/90 | Brendan Shanahan, Devils          | 19:45 | Detroit 3 at DEVILS 3 (OT)      |
| 23. | 11/28/90 | Rick Tocchet, Philadelphia        | 19:11 | Philadelphia 5 at DEVILS 5 (OT) |
| 24. | 3/06/91  | Brendan Shanahan, Devils          | 19:51 | DEVILS 3 at Buffalo 3 (OT)      |
| 25. | 3/21/91  | John MacLean, Devils              | 19:32 | DEVILS 2 at Chicago 2 (OT)      |
| 26. | 11/20/91 | Peter Bondra, Washington          | 19:43 | Washington 5 at DEVILS 6 (OT)   |
| 27. | 12/13/91 | Scott Stevens, Devils             | 18:44 | Pittsburgh 4 at DEVILS 3        |
| 28. | 12/26/91 | Derek King, NY Islanders          | 19:59 | DEVILS 5 at NY Islanders 5 (OT) |
| 29. | 2/18/92  | Kevin Dineen, Philadelphia        | 19:55 | Philadelphia 3 at DEVILS 4 (OT) |
| 30. | 2/20/92  | Claude Lemieux, Devils            | 19:24 | DEVILS 4 at Chicago 4 (OT)      |
| 31. | 3/21/92  | Stephane Richer, Devils           | 19:09 | NY Islanders 2 at DEVILS 2 (OT) |
| 32. | 10/22/92 | Dirk Graham, Chicago              | 19:21 | DEVILS 6 at Chicago 5 (OT)      |
| 33. | 4/14/93  | Joe Mullen, Pittsburgh            | 18:54 | Pittsburgh 6 at DEVILS 6 (OT)   |
| 34. | 4/04/95  | Stephane Richer, Devils           | 19:47 | Tampa Bay 1 at DEVILS 1 (OT)    |
| 35. | 11/02/95 | Kevin Miller, San Jose            | 19:51 | DEVILS 3 at San Jose 3 (OT)     |
| 36. | 1/10/97  | Tony Amonte, Chicago              | 19:40 | Chicago 3 at DEVILS 3 (OT)      |
| 37. | 1/05/98  | Joe Nieuwendyk, Dallas            | 19:24 | Dallas 4 at DEVILS 3 (OT)       |
| 38. | 1/03/00  | Vaclav Prospal, Ottawa            | 19:59 | DEVILS 4 at Ottawa 3 (OT)       |
| 39. | 11/01/00 | Paul Ranheim, Philadelphia        | 18:34 | Philadelphia 1 at DEVILS 1 (OT) |
| 40. | 12/27/00 | Jason Amott, Devils (PP)          | 18:51 | Columbus 2 at DEVILS 2 (OT)     |
| 41. | 11/09/01 | Patrik Elias, Devils              | 19:14 | Toronto 2 at DEVILS 3 (OT)      |
| 42. | 11/15/01 | Bobby Holik, Devils               | 19:32 | DEVILS 4 at Boston 5 (OT)       |
| 43. | 2/07/02  | Ray Ferraro, Atlanta              | 19:58 | Atlanta 3 at DEVILS 3 (OT)      |
| 44. | 1/22/03  | Joe Nieuwendyk, Devils            | 19:47 | DEVILS 5 at San Jose 4 (OT)     |
| 45. | 3/01/03  | Jamie Langenbrunner, Devils       | 19:27 | Washington 1 at DEVILS 2 (OT)   |
| 46. | 10/16/03 | Sergei Brylin, Devils             | 19:58 | Toronto 2 at DEVILS 2 (OT)      |
| 47. | 11/21/03 | Dick Tarnstrom, Pittsburgh (PP)   | 19:33 | Pittsburgh 1 at DEVILS 2 (OT)   |
| 48. | 3/05/04  | Vincent Lecavalier, Tampa Bay     | 19:50 | DEVILS 2 at Tampa Bay 3 (OT)    |
| 49. | 3/10/06  | Dainius Zubrus, Washington (PP)   | 19:26 | DEVILS 4 at Washington 3 (SO)   |
| 50. | 3/23/06  | Brian Gionta, Devils (PP)         | 18:58 | DEVILS 5 at Atlanta 6 (OT)      |
| 51. | 3/28/06  | Dany Heatley, Ottawa              | 19:29 | DEVILS 3 at Ottawa 2 (SO)       |
| 52. | 4/02/06  | Patrik Elias, Devils (PP)         | 19:40 | DEVILS 3 at Pittsburgh 2 (OT)   |
| 53. | 4/11/06  | Eric Staal, Carolina (SH)         | 19:14 | DEVILS 4 at Carolina 3 (OT)     |
| 54. | 10/12/06 | Brian Gionta, Devils              | 19:22 | Toronto 6 at DEVILS 7 (SO)      |
| 55. | 10/19/06 | Brian Gionta, Devils              | 19:48 | Nashville 4 at DEVILS 3 (SO)    |
| 56. | 1/13/07  | Miroslav Satan, NY Islanders (PP) | 19:58 | DEVILS 2 at NY Islanders 1 (OT) |
| 57. | 1/20/07  | Brian Gionta, Devils              | 19:39 | Philadelphia 3 at DEVILS 4 (SO) |
| 58. | 2/01/07  | Zach Parise, Devils               | 19:28 | DEVILS 6 at Philadelphia 5 (OT) |
| 59. | 3/02/07  | Sergei Brylin, Devils (PP)        | 18:51 | Toronto 4 at DEVILS 3 (SO)      |
| 60. | 4/08/07  | John Madden, Devils               | 19:59 | NY Islanders 3 at DEVILS 2 (SO) |
| 61. | 1/12/08  | David Clarkson, Devils            | 18:53 | DEVILS 3 at Buffalo 2 (SO)      |
| 62. | 2/15/08  | Marian Hossa, Atlanta             | 19:41 | Atlanta 4 at DEVILS 3 (SO)      |
| 63. | 11/15/08 | Alexander Ovechkin, Washington    | 19:59 | Washington 5 at DEVILS 6 (SO)   |
| 64. | 11/26/08 | David Booth, Florida              | 19:52 | DEVILS 3 at Florida 2 (OT)      |
| 65. | 1/30/09  | Jamie Langenbrunner, Devils       | 19:29 | Penguins 3 at DEVILS 4 (OT)     |
| 66. | 4/09/09  | Dany Heatley, Ottawa              | 19:00 | DEVILS 3 at Ottawa 2 (SO)       |
| 67. | 10/08/09 | Travis Zajac, Devils              | 19:59 | DEVILS 4 at Tampa Bay 3 (SO)    |
| 68. | 2/05/10  | Travis Zajac, Devils (PP)         | 19:16 | Toronto 3 at DEVILS 4           |
| 69. | 3/25/10  | Chris Drury, NY Rangers           | 19:43 | NY Rangers 4 at DEVILS 3 (SO)   |
| 70. | 4/02/10  | Kris Versteeg, Chicago            | 19:34 | Chicago 2 at DEVILS 1 (SO)      |
| 71. | 10/21/11 | Joe Pavelski, San Jose            | 19:27 | San Jose 4 at DEVILS 3 (SO)     |
| 72. | 12/08/11 | Jesse Winchester, Ottawa (SH)     | 19:55 | Ottawa 4 at DEVILS 5 (SO)       |
| 73. | 1/31/12  | David Clarkson, Devils            | 19:12 | NY Rangers 3 at DEVILS 4 (SO)   |

Continues on next page.

Games in which score was tied after goaltender was pulled for extra attacker:

| NO.  | DATE     | SCORER                          | TIME  | FINAL SCORE                     |
|------|----------|---------------------------------|-------|---------------------------------|
| 74.  | 2/21/12  | Phil Kessel, Toronto            | 19:16 | DEVILS 4 at Toronto 3 (OT)      |
| 75.  | 3/07/13  | Patrik Elias, Devils            | 18:54 | Buffalo 2 at DEVILS 3 (SO)      |
| 76.  | 3/29/13  | Alexander Killorn, Tampa Bay    | 19:44 | DEVILS 4 at Tampa Bay 5 (SO)    |
| 77.  | 3/30/13  | Shawn Matthias, Florida         | 19:33 | DEVILS 2 at Florida 3 (OT)      |
| 78.  | 10/07/13 | Patrik Elias, Devils (SH)       | 19:06 | DEVILS 4 at Edmonton 5 (SO)     |
| 79.  | 11/20/13 | Jaromir Jagr, Devils            | 18:59 | DEVILS 4 at Anaheim 3 (OT)      |
| 80.  | 12/04/13 | David Desharnais, Montreal      | 19:23 | Montreal 4 at DEVILS 3 (SO)     |
| 81.  | 12/07/13 | Chris Kreider, NY Rangers (PP)  | 19:38 | DEVILS 4 at NY Rangers 3 (OT)   |
| 82.  | 1/07/14  | Michael Ryder, Devils (SH)      | 19:30 | Philadelphia 4 at DEVILS 3 (OT) |
| 83.  | 1/30/14  | Tyler Seguin, Dallas            | 19:08 | DEVILS 3 at Dallas 2 (OT)       |
| 84.  | 1/31/14  | David Legwand, Nashville        | 19:49 | DEVILS 2 at Nashville 3 (OT)    |
| 85.  | 2/03/14  | P.A. Parenteau, Colorado        | 18:13 | Colorado 2 at DEVILS 1 (OT)     |
| 86.  | 11/22/14 | Curtis Glencross, Calgary       | 19:55 | DEVILS 4 at Calgary 5 (SO)      |
| 87.  | 12/19/14 | Nikita Kucherov, Tampa Bay      | 19:19 | Tampa Bay 2 at DEVILS 3 (SO)    |
| 88.  | 3/26/15  | Steve Bernier, Devils           | 19:30 | DEVILS 2 at Washington 3 (OT)   |
| 89.  | 10/20/15 | Mikkel Boedker, Arizona         | 19:09 | Arizona 2 at DEVILS 3 (OT)      |
| 90.  | 10/22/15 | Lee Stempniak, Devils           | 19:28 | DEVILS 5 at Ottawa 4 (SO)       |
| 91.  | 11/28/15 | Kyle Palmieri, Devils           | 19:38 | DEVILS 3 at Montreal 2 (OT)     |
| 92.  | 12/04/15 | Michael Cammalleri, Devils (PP) | 19:00 | Philadelphia 4 at DEVILS 3 (OT) |
| 93.  | 2/04/16  | Tyler Bozak, Toronto            | 17:54 | DEVILS 2 at Toronto 3 (SO)      |
| 94.  | 3/03/16  | Adam Henrique, Devils           | 19:20 | DEVILS 5 at Nashville 4 (OT)    |
| 95.  | 10/28/16 | Marian Hossa, Chicago (PP)      | 17:49 | Chicago 3 at DEVILS 2 (OT)      |
| 96.  | 11/26/16 | Sidney Crosby, Pittsburgh       | 19:46 | DEVILS 3 at Pittsburgh 4 (SO)   |
| 97.  | 12/18/16 | Derek Stepan, NY Rangers        | 18:47 | DEVILS 2 at NY Rangers 3 (SO)   |
| 98.  | 10/27/17 | Christopher DiDomenico, Ottawa  | 19:23 | Ottawa 4 at DEVILS 5 (SO)       |
| 99.  | 11/20/17 | Mikael Granlund, Minnesota      | 18:24 | DEVILS 4 at Minnesota 3 (OT)    |
| 100. | 02/13/18 | Taylor Hall, Devils             | 18:39 | DEVILS 5 at Philadelphia 4 (SO) |
| 101. | 02/18/18 | Jeff Skinner, Carolina          | 18:42 | DEVILS 3 at Carolina 2 (OT)     |
| 102. | 03/10/18 | Ryan Johansen, Nashville        | 18:54 | DEVILS 3 at Nashville 2 (SO)    |
| 103. | 11/23/18 | Marcus Johansson, Devils        | 19:49 | NY Islanders 4 at DEVILS 3 (OT) |
| 104. | 11/26/18 | Jonathan Huberdeau, Florida     | 18:31 | DEVILS 3 at Florida 4 (OT)      |
| 105. | 12/01/18 | Taylor Hall, Devils             | 18:04 | Winnipeg 4 at DEVILS 3 (OT)     |
| 106. | 12/09/18 | Marcus Johansson, Devils        | 19:02 | DEVILS 5 at Anaheim 6 (SO)      |
| 107. | 12/15/18 | Brian Boyle, Devils             | 18:29 | DEVILS 1 at Nashville 2 (SO)    |
| 108. | 04/06/19 | Mike Hoffman, Florida           | 18:35 | DEVILS 4 at Florida 3 (OT)      |
| 109. | 10/10/19 | Connor McDavid, Edmonton        | 18:54 | Edmonton 4 at DEVILS 3 (SO)     |
| 110. | 10/30/19 | Kyle Palmieri, Devils           | 19:52 | Tampa Bay 7 at DEVILS 6 (OT)    |
| 111. | 02/04/20 | Kyle Palmieri, Devils           | 19:40 | Montreal 5 at DEVILS 3 (SO)     |
| 112. | 04/25/21 | Claude Giroux, Philadelphia     | 18:56 | DEVILS 3 at Philadelphia 4 (SO) |
| 112. | 02/21/21 | Nikita Gusev, DEVILS            | 19:48 | DEVILS 3 at Washington 4        |
| 113. | 02/23/21 | Nikita Gusev, DEVILS            | 19:32 | Buffalo 4 at DEVILS 1           |
| 114. | 03/2/21  | Miles Wood, DEVILS              | 19:46 | NY Islanders 2 at DEVILS 1      |
| 115. | 03/18/21 | Bryan Rust, Pittsburgh          | 19:55 | Pittsburgh 2 at DEVILS 3        |
| 116. | 03/23/21 | Sean Couturier, Philadelphia    | 18:58 | DEVILS 4 at Philadelphia 3      |
| 117. | 04/9/21  | Miles Wood, DEVILS              | 18:24 | Pittsburgh 6 at DEVILS 4        |
| 118. | 04/20/21 | Andreas Johnson, DEVILS         | 19:19 | DEVILS 6 at Pittsburgh 7        |
| 119. | 04/25/21 | Claude Giroux, Philadelphia     | 18:34 | DEVILS 3 at Philadelphia 4      |
| 119. | 10/15/21 | Dominik Kubalik, Chicago        | 19:34 | Chicago 3 at DEVILS 4           |
| 120. | 10/26/21 | Pavel Zacha, DEVILS             | 17:01 | Calgary 5 at DEVILS 3           |
| 121. | 11/5/21  | Pavel Zacha, DEVILS             | 19:36 | DEVILS 2 at Los Angeles 3       |
| 122. | 11/24/21 | Yegor Sharangovich, DEVILS      | 18:53 | Minnesota 3 at DEVILS 2         |
| 123. | 12/10/21 | Yegor Sharangovich, DEVILS      | 18:55 | Nashville 3 at DEVILS 2         |
| 124. | 12/31/21 | Yegor Sharangovich, DEVILS      | 19:28 | Edmonton 5 at DEVILS 6          |
| 125. | 02/10/22 | Brayden Schenn, St. Louis       | 18:17 | DEVILS 7 at St. Louis 4         |
| 126. | 03/26/22 | Jesper Bratt, DEVILS            | 19:28 | DEVILS 3 at Washington 4        |
| 127. | 03/27/22 | Rem Pitlick, Montreal           | 19:18 | Montreal 2 at DEVILS 3          |
| 128. | 04/2/22  | Aleksander Barkov, Florida      | 15:23 | Florida 7 at DEVILS 6           |
| 129. | 04/2/22  | Aleksander Barkov, Florida      | 18:36 | Florida 7 at DEVILS 6           |
| 130. | 04/3/22  | Nico Hischier, DEVILS           | 18:54 | NY Islanders 4 at DEVILS 3      |
| 131. | 04/18/22 | Chandler Stephenson             | 18:46 | DEVILS 3 at Vegas 2             |
| 132. | 04/23/22 | Nino Niederreiter, Carolina     | 18:04 | Carolina 3 at DEVILS 2          |
| 133. | 11/01/22 | Bo Horvat, Vancouver            | 17:12 | DEVILS 5 at Vancouver 2         |
| 134. | 11/17/22 | William Nylander, Toronto       | 17:51 | DEVILS 3 at Toronto 2           |
| 135. | 12/01/22 | Mikael Granlund, Nashville      | 19:50 | Nashville 4 at DEVILS 3         |
| 136. | 12/09/22 | Jack Hughes, DEVILS             | 13:39 | Islanders 6 at DEVILS 4         |
| 137. | 01/16/23 | Jack Hughes, DEVILS             | 19:50 | DEVILS 4 at San Jose            |
| 138. | 01/19/23 | Nico Hischier, DEVILS           | 18:46 | DEVILS 3 at Seattle 4           |
| 139. | 01/24/23 | Dougie Hamilton, DEVILS         | 18:50 | Vegas 2 at DEVILS 3             |
| 140. | 01/26/23 | Dawson Mercer, DEVILS           | 17:46 | DEVILS 4 at Nashville 6         |
| 141. | 02/23/23 | Nico Hischier, DEVILS           | 19:21 | Kings 3 at DEVILS 4             |
| 142. | 03/16/23 | Timo Meier, DEVILS              | 17:44 | Tampa Bay 4 at DEVILS 3         |
| 143. | 10/20/23 | Bo Horvat, NY Islanders         | 18:49 | DEVILS 5 at Islanders 4         |
| 144. | 11/30/23 | Tyson Forrester, Philadelphia   | 19:09 | DEVILS 4 at Philadelphia 3      |
| 145. | 12/27/23 | Luke Hughes, DEVILS             | 18:35 | Columbus 3 at DEVILS 4          |

Devils have tied the score 63 times, opponents 67 times, when pulling the goaltender.



**1982: 5/27:** John McMullen, John Whitehead and Brendan Byrne purchase Colorado Rockies and receive NHL approval to shift franchise to New Jersey Meadowlands...**6/30:** New Jersey franchise officially christened as "Devils" in fan balloting...**9/21:** Devils' debut at Meadowlands concludes in 3-2 pre-season defeat to Rangers...**10/5:** Opening night. Devils tie Penguins 3-3 in NHL, Meadowlands' debut. Don Lever scores first Devils' goal...**10/8:** Devils gain first victory before capacity 19,023 at Meadowlands, downing Rangers 3-2.

**1983: 7/5:** Devils purchase AHL Maine Mariners for top development farm team.

**1984: 1/31:** Glenn Resch is winning goaltender and Joe Cirella scores goal as Wales Conference defeats Campbell's, 7-6, in 36th NHL All-Star Game, played at Meadowlands Arena before capacity crowd of 18,939. **1987: 1/22:** Blizzard creates "334 Club." Devils defeat Calgary, 7-5, at Meadowlands before 334 fans who brave 15 inches of snow. Match is delayed 106 minutes as only 13 Devils' players arrive by scheduled game time. Contest ended at 11:44 P.M...**4/23:** Devils shift AHL Maine Mariners to Utica, NY...**4/30:** Lou Lamoriello, former head coach and athletic director at Providence College is named new Devils' president.

**1988: 4/3:** Biggest game to date in franchise history is decided when John MacLean scores at 2:21 of OT to propel Devils to 4-3 win at Chicago, clinching first playoff spot...**4/22:** Patrik Sundstrom sets NHL playoff record (since tied) with eight points (3g-5a), as Devils drop Caps 10-4...**4/30:** Devils down Caps 3-2 in game seven to take Patrick Division Playoff crown...**5/6:** More fireworks after this game than during, as Bruins drop Devils 6-1 in game three of Wales Conference Championship and Schoenfeld/Koharski incident ensues...**5/8:** Devils even series at two with 3-1 win following 66-minute delay as amateur officials work the match in the wake of Schoenfeld suspension, no formal hearing or appeal for same, restraining order vs. NHL and referee walkout.

**1989: 6/26:** Ending 18 months of rumor and speculation, the Devils announce the signings of Soviet defensemen Viacheslav Fetisov and Sergei Starikov.

**1992: 1/10:** Devils name Sherry Ross new radio commentator...**1/29:** Devils announce that the club will modify its uniform design for the 1992-93 season.

**1993: 5/5:** Devils announce they have established a new, three-year working agreement with the AHL's Capital District franchise. The team will be known as the Albany River Rats and will play their home games at Knickerbocker Arena...**12/28:** With game-winning goal vs. Hartford, John MacLean surpasses Kirk Muller as the Devils' all-time leading scorer with 521 points.

**1994: 4/27:** Devils play sixth longest game in league history at the time in 1-0 loss at Buffalo. Game is decided when Dave Hannan scores the GWG at 5:43 of the fourth OT...**5/27:** One of the best seasons in club history comes to an end with 2-1 double OT loss to NY Rangers in deciding game of Eastern Conference Finals. Valeri Zelepukin sent the game into OT by scoring goal with 7.7 seconds remaining in the third period...**10/25:** Executive VP Max McNab retires after spending nearly 50 years in hockey.

**1995: 6/13:** Devils defeat the Philadelphia Flyers in game six of conference finals (4-2) to advance to the Stanley Cup Finals for the first time in franchise history...**6/24:** Devils become Stanley Cup Champions by sweeping the Detroit Red Wings in four straight...**6/28:** Devils and their fans celebrate the Stanley Cup victory at an outdoor Meadowlands' celebration...**10/7:** Devils open 1995-96 season by unveiling the Stanley Cup and raising the championship banner in a pre-game ceremony...**11/7:** The Devils and the New Jersey Sports and Exposition Authority announce that they have finalized the documents of the Devils' lease that will make the Meadowlands Arena the Devils' home for the next 12 seasons.

**1996: 1/6:** Devils play first-ever game in newly-renamed Continental Airlines Arena.

**1997: 4/17:** Martin Brodeur becomes the second goalie in NHL history to record a goal (19:15 of 3rd period) in post-season play during Devils' 5-2 win in game one of East. Conf. Quarterfinals vs. Montreal.

**1998: 11/18:** Former Devil Peter Stastny, who appeared in 217 regular-season games for New Jersey, is inducted into the Hockey Hall of Fame...**12/8:** Ken Daneyko becomes Devils' all-time games-played leader by appearing in his 935th contest.

**1999: 1/4:** NHL determines St. Louis Blues tampered by negotiating the terms of a free agent offer sheet with Scott Stevens prior to July 1, 1994, the expiration date of his then-current contract...**10/29:** In 4-2 win at Carolina, Ken Daneyko becomes the first player to appear in 1,000 games in a Devils' sweater.

**2000: 2/15:** Goaltender Martin Brodeur is credited with his second career goal (first regular-season) as the last player to touch the puck on a delayed penalty. His tally is the first game-winner by a

netminder in NHL history...**3/16:** The Devils and Puck Holdings, an entity affiliated with the YankeeNets organization, announce they have signed a definitive agreement for the transfer of the franchise to Puck Holdings...**5/26:** Patrik Elias' late third period goal gives Devils 2-1 win over Flyers and Eastern Conf. Championship. New Jersey becomes the first team to erase a 3-1 deficit in a best-of-seven conference championship series...**6/10:** Jason Arnott's goal at 28:20 of OT gives Devils their second Stanley Cup Championship in six years...**6/14:** Devils celebrate championship with their fans at Continental Airlines Arena...**10/6:** The Devils raise their Stanley Cup Championship banner in opening night ceremony. The team honors founder Dr. John J. McMullen, who brought professional hockey to New Jersey in 1982.

**2001: 11/12:** Devils' Assistant Coach Viacheslav Fetisov is one of five former players inducted into the Hockey Hall of Fame.

**2002: 5/10:** Devils mourn the loss of John Cunniff who lost his battle with cancer.

**2003: 2/5:** Scott Niedermayer becomes the franchise's all-time scoring leader among defensemen with an assist in a 4-1 win at Washington...**6/9:** The Devils defeat the Mighty Ducks of Anaheim four games to three following a 3-0 victory in game seven of the Stanley Cup Finals to capture their third championship in nine years. New Jersey establishes an NHL record with their 12th post-season win on home ice, while Martin Brodeur sets an NHL record with his seventh shutout of the playoffs...**6/14:** The club held its Stanley Cup Championship celebration for their fans adjacent to the Continental Airlines Arena...**7/11:** Defenseman Ken Daneyko, one of just five members of all three New Jersey Stanley Cup Championship teams, retired as an active player...**10/16:** Devils raise their third Stanley Cup Championship banner in opening-night ceremony...**11/26:** During a 3-3 OT tie at Anaheim, Scott Stevens passes his former Capitals' teammate Larry Murphy for most appearances (1,616) by a defenseman in NHL history (since surpassed).

**2004: 2/5:** The Devils enter into a new multi-year agreement with SportsRadio 66 WFAN to broadcast its games...**2/27:** Pat Burns becomes just the 11th individual in history to reach the 1,000 games-coached mark. He is honored by the Devils and NHL just prior to that evening's game vs. Atlanta...**3/16:** Devils/FSNY broadcaster Mike Emrick is presented with the Lester Patrick Award for service to U.S. hockey...**3/30:** In 5-0 victory vs. NY Rangers, Pat Burns becomes just the ninth coach in NHL history to reach the 500-win mark...**6/22:** NHL Board of Governors approves Jeff Vanderbeek as the team's principal owner...**11/8:** The Devils and MSG Networks announce the signing of a new rights agreement in which FSNY will continue to broadcast the team's games through the 2023-24 season.

**2005: 2/2:** The Devils and the city of Newark formally sign an agreement to build a new state-of-the-art arena in the state's largest city...**7/8:** Devils announce that due to medical reasons, Pat Burns will not return as head coach...**9/6:** Defenseman Scott Stevens announces his retirement as an active player...**9/16:** The Devils mourn the loss of Dr. John J. McMullen, who owned the team from 1982-2000...**10/3:** The Devils and the city of Newark break ground on the team's new 17,500-seat arena.

**2006: 2/3:** The Devils honor former Captain Scott Stevens by retiring his no. 4 jersey in pre-game ceremony. He is the first player in franchise history to have his sweater raised to the arena rafters...**3/24:** Former defenseman Ken Daneyko's no. 3 is retired before the evening's Devils/Bruins contest...**4/18:** In a 4-3 victory at Montreal, the Devils complete the largest come-from-behind division championship win in NHL history. The team trailed first place Philadelphia by 19 points on January 6. The decision extended New Jersey's winning streak to an NHL-record 11 games to close out the regular-season schedule...**5/16:** The AHL Board of Governors approves the Devils' purchase of the Lowell franchise; team to be named the Lowell Devils...**9/21:** New Jersey purchases a majority interest in the ECHL franchise in Trenton, NJ.

**2007: 1/8:** The Devils' new home in Newark, NJ is officially named "Prudential Center"...**4/5:** Martin Brodeur establishes an NHL single-season record with his 48th victory of the season, 3-2, at Philadelphia...**10/25:** Ribbon-cutting ceremony takes place at Prudential Center's Verizon Tower. Among those in attendance are New Jersey Governor Jon S. Corzine, Newark Mayor Cory A. Booker, Devils' Chairman/Managing Partner Jeff Vanderbeek, President/CEO/General Manager Lou Lamoriello, and Prudential Chairman Art Ryan...**10/27:** The Devils open Newark's Prudential Center against the Ottawa Senators. Brian Gionta scores the team's first goal in its new home...**10/31:** New Jersey defeats Tampa Bay, 6-1, for its first victory at Prudential Center...**11/12:** Defenseman Scott Stevens, who captained the Devils to three Stanley Cup Championships, is inducted into the Hockey Hall of Fame.

**2008: 9/11:** The Devils' practice facility is formally introduced as "AmeriHealth Pavilion at Prudential Center"...**10/18:** With two assists in a 4-3 shootout win at Washington, Patrik Elias reached/surpassed

Scott Niedermayer's previous franchise mark of 411...**11/10:** Devils/MSG Plus broadcaster Mike Emrick receives the Foster Hewitt Memorial Award for outstanding contributions as a hockey broadcaster. Former Devils' center Igor Larionov is inducted into the Hockey Hall of Fame.

**2009: 3/14:** In his hometown of Montreal, Que., Martin Brodeur tied Patrick Roy's NHL record of 551 career regular-season victories. With 1g-1a-2pts, Patrik Elias tied John MacLean's franchise record of 701 career points...**3/17:** In the Devils' 3-2 win vs. the Blackhawks, Martin Brodeur established a new NHL record with 552 career regular-season wins. Patrik Elias recorded an assist, passing John MacLean as New Jersey's all-time leading scorer...**6/18:** For his record-setting accomplishments during the 2008-09 season, Martin Brodeur is honored at the New Jersey Statehouse by the state assembly and senate...**11/9:** Devils' President/CEO/General Manager Lou Lamoriello is inducted into the Hockey Hall of Fame in the Builder Category...**11/25:** Devils' radio broadcaster Sherry Ross became the first woman to provide play-by-play for a full 60-minute NHL game in English, when the team hosted the Ottawa Senators...**12/18:** Martin Brodeur surpassed Patrick Roy's league record for most games played (1,029) among goaltenders in history...**12/21:** Martin Brodeur stopped all 35 shots he faced, while establishing a new NHL record with 104 career shutouts.

**2010: 3/17:** New Jersey wears its classic red, green and white uniforms for the first time since 1991-92...**3/22:** Sherry Ross, who earlier in the season became the first woman to provide play-by-play of an NHL game, was honored for her accomplishment at the New Jersey Statehouse in Trenton...**6/10:** The Devils shift their AHL operations to Albany, NY after four seasons in Lowell, MA...**11/19:** The Devils and the rest of the hockey world mourn the loss of former Head Coach Pat Burns, who passed away after a courageous bout with cancer at Maison Aube-Lumiere in Sherbrooke, Que.

**2011: 3/12:** At 32-32-4 overall, New Jersey established a league record by reaching the NHL's 500 mark after being 19 games under on January 8...**4/12:** The Devils win the NHL Draft lottery, moving up from the no. 8 position to the no. 4 position...**11/14:** Former Devils' forwards Doug Gilmour and Joe Nieuwendyk are among four players inducted into the Hockey Hall of Fame...**12/16:** The Devils retire no. 27 in honor of former defenseman Scott Niedermayer in a pre-game ceremony...**12/17:** Patrik Elias scored two goals to equal/surpass John MacLean (347) as the all-time leader in franchise history.

**2012: 10/15:** Lou Lamoriello is among three individuals inducted into the U.S. Hockey Hall of Fame...**11/12:** Former Devils' Assistant Coach Adam Oates among four individuals inducted into the Hockey Hall of Fame.

**2013: 1/22:** Devils open 48-game season with 2-1 win at Long Island following four-month work stoppage...**3/16:** Long-time Goaltending Coach Jacques Caron honored prior to game vs. Montreal...**3/23:** Martin Brodeur wins 100th game at Prudential Center, becoming first goalie with 100 wins in two buildings...**6/30:** Devils, Prudential Center and city of Newark host the 2013 NHL Entry Draft...**8/15:** A partnership controlled by David Blitzler and Joshua Harris completes its purchase of the Devils from Jeff Vanderbeek...**11/11:** Former Devils Scott Niedermayer and Brendan Shanahan are among five individuals inducted into the Hockey Hall of Fame.

**2014: 3/6:** The NHL announces that it has modified its decision from the July, 2010 Ilya Kovalchuk signing, giving the team the 30th overall selection in the 2014 Entry Draft...**4/13:** Devils/MSG Networks' Glenn "Chico" Resch broadcasts his last game after 18 seasons in the team's TV booth...**11/17:** Former Devils' Head Coach Pat Burns is posthumously inducted into the Hockey Hall of Fame...**12/4:** Former Devils' defenseman Brian Rafalski and Assistant Coach Lou Vairo are inducted into the U.S. Hockey Hall of Fame...**10/24:** The Devils' organization honors Glenn "Chico" Resch, who spent 22 seasons with the organization, including four years as a player and 18 in the broadcast booth.

**2015: 3/8:** The Devils celebrate the 20th anniversary of their 1995 Stanley Cup Championship team. More than 25 players, coaches and staff are in attendance...**5/4:** Ray Shero is introduced as the fourth general manager in franchise history, replacing Lou Lamoriello, who voluntarily stepped down after 28 years, but remains as the team's president...**7/23:** Lou Lamoriello resigns as the team's president to pursue another opportunity.

**2016: 2/9:** Devils retire Martin Brodeur's no. 30 jersey in a 2-1 victory over Edmonton...**6/29:** Taylor Hall is acquired from Edmonton in exchange for defenseman Adam Larsson.

**2017: 1/31:** The Devils shift their AHL operations to Binghamton, NY after six seasons in Albany, NY...**4/29:** The Devils won their first ever number one draft pick in the 2017 NHL Draft Lottery...**6/23:** Drafted Nico Hischier with the number one pick in the 2017 Draft...**10/5:** Devils former MSG broadcaster Glenn "Chico" Resch joins play-by-play voice Matt Loughlin for Devils coverage on WFAN-FM/AM and

The One Jersey Network as a color commentator...**11/30:** Devils acquire defenseman Sami Vatanen from the Anaheim Ducks.

**2018:** **1/27:** Announced that the Devils will be participating in the NHL's Global Series playing the Edmonton Oilers in Gothenburg, Sweden...**3/24:** Devils retire Patrik Elias' no. 26 jersey in a 2-1 win over the Islanders...**4/5:** Devils clinch their first playoff berth in five seasons after defeating the Toronto Maple Leafs 2-1 at Prudential Center...**6/20:** Devils forward Taylor Hall wins the Hart Trophy as the league's most valuable player for the 2017-18 regular season, the first time a Devil has ever won the award. Brian Boyle wins the Masterton Trophy, awarded to the player who best displays perseverance, sportsmanship and dedication to hockey...**6/26:** Former Devil Martin Brodeur is selected to join the Hockey Hall of Fame as a part of the Class of 2018...**8/21:** Devils announce they will be wearing their original white, red and green home uniforms, which debuted during the Devils inaugural season in 1982...**8/29:** Former Devil Martin Brodeur named Executive Vice President of Business Development.

**2021:** **2/20:** Nico Hischier named 12th captain in team history.

**2022:** **10/15:** D. Hamilton scores 17 seconds into season/home opener for the fastest goal scored to open a season in franchise history...**11/23:** Team unveils first ever alternate sweater...**12/8:** Devils wear third jersey for the first time in franchise history...**7/6:** Kate Madigan named first female assistant GM in franchise history and 6th in NHL history.

**2023:** **10/13-11/3:** J. Bratt sets the franchise record for the longest points streak from the start of a season (11 GP, 5g-12-17PTS)...He also set longest assist streak from the start of a season from **10/13-10/22** (5 GP, 0g-8a-8PTS)...**10/25-11/21:** New Jersey tied a franchise record 13-game winning streak (2000-01)...**11/26:** J. Hughes earns his first-career hat-trick vs WSH...**2/16-3/3:** D. Mercer earns an eight-game goal scoring streak, which tied P. Gardner's franchise record (1977-78)...**3/19:** J. Bratt earned his first-career hat-trick @ TBL...**4/4:** D. Mercer earns his first-career hat-trick vs PIT...**4/8:** J. Hughes tied P. Elias' franchise record for the most points in a single season (96)...**4/11:** J. Hughes scores a goal and pass P. Elias' franchise record for the most points earned in a single season with 97...L. Hughes inked his NHL debut, which marked the third time in franchise history two brothers played in the same game...**4/13:** D. Hamilton Scored 22nd goal (@ WSH) for '22-23, which tied the franchise record for most goals that a D-man earned in a single season (B. Beck, '77-78 w/ CLR)...**4/13:** L. Hughes (@ WSH) scores his 1st career goal, which was an overtime winner. He became 3rd player in franchise history whose 1st career goal was scored in OT...**4/13:** New Jersey earned its 52 win for the season which set a franchise record (51, 2008-09)...**5/1:** The Devils eliminate the NY Rangers from the SCP for the third time in franchise history in a 4-0 win in Game 7.

**2024:** **11/30:** Luke Hughes earned his second career overtime winner at Philadelphia....**12/26:** Jack Hughes earned his second career hat-trick, which was against Columbus...**1/20:** Sergei Brylin became the second Ring of Honor, joining Dr. McMullen....**2/17:** Devils play in 2024 Federal Navy Credit Union Stadium Series game vs Philadelphia in a 6-3 win; which witnessed Nico Daws record the most saves that any NHL goaltender recorded in an outdoor game with 45....**3/7:** Timo Meier records his first career hat-trick with New Jersey against St. Louis.

**GREG ADAMS**

| YEAR          | GP         | G         | A         | PTS        | PIM       | PP        | SH       |
|---------------|------------|-----------|-----------|------------|-----------|-----------|----------|
| 1984-85       | 36         | 12        | 9         | 21         | 14        | 5         | 0        |
| 1985-86       | 78         | 35        | 42        | 77         | 30        | 10        | 0        |
| 1986-87       | 72         | 20        | 27        | 47         | 19        | 6         | 0        |
| <b>TOTALS</b> | <b>186</b> | <b>67</b> | <b>78</b> | <b>145</b> | <b>63</b> | <b>21</b> | <b>0</b> |

**KENNY AGOSTINO**

| YEAR    | GP | G | A | PTS | PIM | PP | SH |
|---------|----|---|---|-----|-----|----|----|
| 2018-19 | 27 | 4 | 9 | 13  | 8   | 0  | 0  |

**TOMMY ALBELIN**

| YEAR          | GP         | G         | A          | PTS        | PIM        | PP        | SH       |
|---------------|------------|-----------|------------|------------|------------|-----------|----------|
| 1988-89       | 46         | 7         | 24         | 31         | 40         | 1         | 1        |
| 1989-90       | 68         | 6         | 23         | 29         | 63         | 4         | 0        |
| 1990-91       | 47         | 2         | 12         | 14         | 44         | 1         | 0        |
| 1991-92       | 19         | 0         | 4          | 4          | 4          | 0         | 0        |
| 1992-93       | 36         | 1         | 5          | 6          | 14         | 1         | 0        |
| 1993-94       | 62         | 2         | 17         | 19         | 36         | 1         | 0        |
| 1994-95       | 48         | 5         | 10         | 15         | 20         | 2         | 0        |
| 1995-96       | 53         | 1         | 12         | 13         | 14         | 0         | 0        |
| 2001-02       | 42         | 1         | 3          | 4          | 4          | 0         | 0        |
| 2002-03       | 37         | 1         | 6          | 7          | 6          | 0         | 1        |
| 2003-04       | 45         | 1         | 3          | 4          | 4          | 0         | 0        |
| 2005-06       | 36         | 0         | 6          | 6          | 2          | 0         | 0        |
| <b>TOTALS</b> | <b>539</b> | <b>27</b> | <b>125</b> | <b>152</b> | <b>251</b> | <b>10</b> | <b>2</b> |

| PLAYOFFS      | GP        | G        | A         | PTS       | PIM       | PP       | SH       |
|---------------|-----------|----------|-----------|-----------|-----------|----------|----------|
| 1991          | 3         | 0        | 1         | 1         | 2         | 0        | 0        |
| 1992          | 1         | 1        | 1         | 2         | 0         | 0        | 0        |
| 1993          | 5         | 2        | 0         | 2         | 0         | 1        | 0        |
| 1994          | 20        | 2        | 5         | 7         | 14        | 1        | 0        |
| 1995          | 20        | 1        | 7         | 8         | 2         | 0        | 0        |
| 2002          | 6         | 0        | 0         | 0         | 0         | 0        | 0        |
| 2003          | 16        | 1        | 0         | 1         | 2         | 0        | 0        |
| 2004          | 4         | 0        | 1         | 1         | 0         | 0        | 0        |
| 2006          | 2         | 0        | 0         | 0         | 2         | 0        | 0        |
| <b>TOTALS</b> | <b>77</b> | <b>7</b> | <b>15</b> | <b>22</b> | <b>22</b> | <b>2</b> | <b>0</b> |

**JOEY ANDERSON**

| YEAR          | GP        | G        | A        | PTS       | PIM      | PP       | SH       |
|---------------|-----------|----------|----------|-----------|----------|----------|----------|
| 2018-19       | 34        | 4        | 3        | 7         | 6        | 0        | 1        |
| 2019-20       | 18        | 4        | 2        | 6         | 2        | 0        | 0        |
| <b>TOTALS</b> | <b>52</b> | <b>8</b> | <b>5</b> | <b>13</b> | <b>8</b> | <b>0</b> | <b>1</b> |

**MATT ANDERSON**

| YEAR    | GP | G | A | PTS | PIM | PP | SH |
|---------|----|---|---|-----|-----|----|----|
| 2012-13 | 2  | 0 | 1 | 1   | 0   | 0  | 0  |

**PERRY ANDERSON**

| YEAR          | GP         | G         | A         | PTS       | PIM        | PP       | SH       |
|---------------|------------|-----------|-----------|-----------|------------|----------|----------|
| 1985-86       | 51         | 7         | 12        | 19        | 91         | 1        | 0        |
| 1986-87       | 57         | 10        | 9         | 19        | 107        | 2        | 0        |
| 1987-88       | 60         | 4         | 6         | 10        | 222        | 1        | 0        |
| 1988-89       | 39         | 3         | 6         | 9         | 128        | 0        | 0        |
| 1990-91       | 1          | 0         | 0         | 0         | 5          | 0        | 0        |
| <b>TOTALS</b> | <b>208</b> | <b>24</b> | <b>33</b> | <b>57</b> | <b>553</b> | <b>4</b> | <b>0</b> |

| PLAYOFFS      | GP        | G        | A        | PTS      | PIM        | PP       | SH       |
|---------------|-----------|----------|----------|----------|------------|----------|----------|
| 1988          | 10        | 0        | 0        | 0        | 113        | 0        | 0        |
| 1991          | 4         | 0        | 1        | 1        | 10         | 0        | 0        |
| <b>TOTALS</b> | <b>14</b> | <b>0</b> | <b>1</b> | <b>1</b> | <b>123</b> | <b>0</b> | <b>0</b> |

**DAVE ANDREYCHUK**

| YEAR          | GP         | G         | A         | PTS        | PIM        | PP        | SH       |
|---------------|------------|-----------|-----------|------------|------------|-----------|----------|
| 1995-96       | 15         | 8         | 5         | 13         | 10         | 2         | 0        |
| 1996-97       | 82         | 27        | 34        | 61         | 48         | 4         | 1        |
| 1997-98       | 75         | 14        | 34        | 48         | 26         | 4         | 0        |
| 1998-99       | 52         | 15        | 13        | 28         | 20         | 4         | 0        |
| <b>TOTALS</b> | <b>224</b> | <b>64</b> | <b>86</b> | <b>150</b> | <b>104</b> | <b>14</b> | <b>1</b> |

| PLAYOFFS      | GP        | G        | A        | PTS      | PIM      | PP       | SH       |
|---------------|-----------|----------|----------|----------|----------|----------|----------|
| 1997          | 1         | 0        | 0        | 0        | 0        | 0        | 0        |
| 1998          | 6         | 1        | 0        | 1        | 4        | 1        | 0        |
| 1999          | 4         | 2        | 0        | 2        | 4        | 0        | 0        |
| <b>TOTALS</b> | <b>11</b> | <b>3</b> | <b>0</b> | <b>3</b> | <b>8</b> | <b>1</b> | <b>0</b> |

**MIKE ANTONOVICH**

| YEAR          | GP        | G         | A         | PTS       | PIM       | PP       | SH       |
|---------------|-----------|-----------|-----------|-----------|-----------|----------|----------|
| 1982-83       | 30        | 7         | 7         | 14        | 11        | 2        | 0        |
| 1983-84       | 38        | 3         | 5         | 8         | 16        | 0        | 0        |
| <b>TOTALS</b> | <b>68</b> | <b>10</b> | <b>12</b> | <b>22</b> | <b>27</b> | <b>2</b> | <b>0</b> |

**JASON ARNOTT**

| YEAR          | GP         | G          | A          | PTS        | PIM        | PP        | SH       |
|---------------|------------|------------|------------|------------|------------|-----------|----------|
| 1997-98       | 35         | 5          | 10         | 15         | 21         | 3         | 0        |
| 1998-99       | 74         | 27         | 27         | 54         | 79         | 8         | 0        |
| 1999-00       | 76         | 22         | 34         | 56         | 51         | 7         | 0        |
| 2000-01       | 54         | 21         | 34         | 55         | 75         | 8         | 0        |
| 2001-02       | 63         | 22         | 19         | 41         | 59         | 8         | 0        |
| 2010-11       | 62         | 13         | 11         | 24         | 32         | 2         | 0        |
| <b>TOTALS</b> | <b>364</b> | <b>110</b> | <b>135</b> | <b>245</b> | <b>317</b> | <b>36</b> | <b>0</b> |

| PLAYOFFS      | GP        | G         | A         | PTS       | PIM       | PP       | SH       |
|---------------|-----------|-----------|-----------|-----------|-----------|----------|----------|
| 1998          | 5         | 0         | 2         | 2         | 0         | 0        | 0        |
| 1999          | 7         | 2         | 2         | 4         | 4         | 1        | 0        |
| 2000          | 23        | 8         | 12        | 20        | 18        | 3        | 0        |
| 2001          | 23        | 8         | 7         | 15        | 16        | 5        | 0        |
| <b>TOTALS</b> | <b>58</b> | <b>18</b> | <b>23</b> | <b>41</b> | <b>38</b> | <b>9</b> | <b>0</b> |

**ARRON ASHAM**

| YEAR            | GP        | G        | A        | PTS        | PIM        | PP        | SH        |
|-----------------|-----------|----------|----------|------------|------------|-----------|-----------|
| 2007-08         | 77        | 6        | 4        | 10         | 84         | 0         | 0         |
| <b>PLAYOFFS</b> | <b>GP</b> | <b>G</b> | <b>A</b> | <b>PTS</b> | <b>PIM</b> | <b>PP</b> | <b>SH</b> |
| 2008            | 5         | 0        | 1        | 1          | 2          | 0         | 0         |

**BRENT ASHTON**

| YEAR    | GP | G  | A  | PTS | PIM | PP | SH |
|---------|----|----|----|-----|-----|----|----|
| 1982-83 | 76 | 14 | 19 | 33  | 47  | 4  | 0  |

**YOHANN AUVITU**

| YEAR    | GP | G | A | PTS | PIM | PP | SH |
|---------|----|---|---|-----|-----|----|----|
| 2016-17 | 25 | 2 | 2 | 4   | 2   | 0  | 0  |

**KEVIN BAHAL**

| YEAR          | GP         | G        | A         | PTS       | PIM        | PP       | SH       |
|---------------|------------|----------|-----------|-----------|------------|----------|----------|
| 2020-21       | 7          | 0        | 2         | 2         | 0          | 0        | 0        |
| 2021-22       | 17         | 1        | 3         | 4         | 10         | 0        | 0        |
| 2022-23       | 42         | 2        | 6         | 8         | 35         | 0        | 0        |
| 2023-24       | 82         | 1        | 10        | 11        | 82         | 0        | 0        |
| <b>TOTALS</b> | <b>148</b> | <b>4</b> | <b>21</b> | <b>25</b> | <b>127</b> | <b>0</b> | <b>0</b> |

| PLAYOFFS | GP | G | A | PTS | PIM | PP | SH |
|----------|----|---|---|-----|-----|----|----|
| 2022-23  | 11 | 0 | 1 | 1   | 31  | 0  | 0  |

**KRYS BARCH**

| YEAR    | GP | G | A | PTS | PIM | PP | SH |
|---------|----|---|---|-----|-----|----|----|
| 2012-13 | 22 | 0 | 0 | 0   | 44  | 0  | 0  |

**DAVE BARR**

| YEAR          | GP         | G         | A         | PTS       | PIM       | PP       | SH       |
|---------------|------------|-----------|-----------|-----------|-----------|----------|----------|
| 1991-92       | 41         | 6         | 12        | 18        | 32        | 0        | 1        |
| 1992-93       | 62         | 6         | 8         | 14        | 61        | 0        | 1        |
| <b>TOTALS</b> | <b>103</b> | <b>12</b> | <b>20</b> | <b>32</b> | <b>93</b> | <b>0</b> | <b>2</b> |

| PLAYOFFS | GP | G | A | PTS | PIM | PP | SH |
|----------|----|---|---|-----|-----|----|----|
| 1993     | 5  | 1 | 0 | 1   | 6   | 0  | 0  |

**BEAU BENNETT**

| YEAR    | GP | G | A  | PTS | PIM | PP | SH |
|---------|----|---|----|-----|-----|----|----|
| 2016-17 | 65 | 8 | 11 | 19  | 20  | 1  | 0  |

**NICLAS BERGFORS**

| YEAR          | GP        | G         | A         | PTS       | PIM       | PP       | SH       |
|---------------|-----------|-----------|-----------|-----------|-----------|----------|----------|
| 2007-08       | 1         | 0         | 0         | 0         | 0         | 0        | 0        |
| 2008-09       | 8         | 1         | 0         | 1         | 0         | 0        | 0        |
| 2009-10       | 54        | 13        | 14        | 27        | 10        | 8        | 0        |
| <b>TOTALS</b> | <b>63</b> | <b>14</b> | <b>14</b> | <b>28</b> | <b>10</b> | <b>8</b> | <b>0</b> |

**CHRISTIAN BERGLUND**

| YEAR          | GP        | G        | A         | PTS       | PIM       | PP       | SH       |
|---------------|-----------|----------|-----------|-----------|-----------|----------|----------|
| 2001-02       | 15        | 2        | 7         | 9         | 8         | 0        | 0        |
| 2002-03       | 38        | 4        | 5         | 9         | 20        | 0        | 0        |
| 2003-04       | 23        | 2        | 3         | 5         | 4         | 0        | 0        |
| <b>TOTALS</b> | <b>76</b> | <b>8</b> | <b>15</b> | <b>23</b> | <b>32</b> | <b>0</b> | <b>0</b> |

| PLAYOFFS | GP | G | A | PTS | PIM | PP | SH |
|----------|----|---|---|-----|-----|----|----|
| 2002     | 3  | 0 | 0 | 0   | 2   | 0  | 0  |

**STEVE BERNIER**

| YEAR          | GP         | G         | A         | PTS       | PIM       | PP       | SH       |
|---------------|------------|-----------|-----------|-----------|-----------|----------|----------|
| 2011-12       | 32         | 1         | 5         | 6         | 16        | 0        | 0        |
| 2012-13       | 47         | 8         | 7         | 15        | 17        | 2        | 0        |
| 2013-14       | 78         | 3         | 9         | 12        | 33        | 0        | 0        |
| 2014-15       | 67         | 16        | 16        | 32        | 28        | 4        | 0        |
| <b>TOTALS</b> | <b>224</b> | <b>28</b> | <b>37</b> | <b>65</b> | <b>94</b> | <b>6</b> | <b>0</b> |

| PLAYOFFS | GP | G | A | PTS | PIM | PP | SH |
|----------|----|---|---|-----|-----|----|----|
| 2012     | 24 | 2 | 5 | 7   | 27  | 0  | 0  |

**ERIC BERTRAND**

| YEAR    | GP | G | A | PTS | PIM | PP | SH |
|---------|----|---|---|-----|-----|----|----|
| 1999-00 | 4  | 0 | 0 | 0   | 0   | 0  | 0  |

**JIRI BICEK**

| YEAR          | GP        | G        | A        | PTS       | PIM       | PP       | SH       |
|---------------|-----------|----------|----------|-----------|-----------|----------|----------|
| 2000-01       | 5         | 1        | 0        | 1         | 4         | 0        | 0        |
| 2001-02       | 1         | 0        | 0        | 0         | 0         | 0        | 0        |
| 2002-03       | 44        | 5        | 6        | 11        | 25        | 1        | 0        |
| 2003-04       | 12        | 0        | 1        | 1         | 0         | 0        | 0        |
| <b>TOTALS</b> | <b>62</b> | <b>6</b> | <b>7</b> | <b>13</b> | <b>29</b> | <b>1</b> | <b>0</b> |

| PLAYOFFS      | GP       | G        | A        | PTS      | PIM      | PP       | SH       |
|---------------|----------|----------|----------|----------|----------|----------|----------|
| 2003          | 5        | 0        | 0        | 0        | 0        | 0        | 0        |
| 2004          | 2        | 0        | 0        | 0        | 0        | 0        | 0        |
| <b>TOTALS</b> | <b>7</b> | <b>0</b> | <b>0</b> | <b>0</b> | <b>0</b> | <b>0</b> | <b>0</b> |

**JOSEPH BLANDISI**



**Laurie Boschman**

| Year          | GP         | G         | A         | PTS       | PIM        | PP       | SH       |
|---------------|------------|-----------|-----------|-----------|------------|----------|----------|
| 1990-91       | 78         | 11        | 9         | 20        | 77         | 0        | 1        |
| 1991-92       | 75         | 8         | 20        | 28        | 121        | 0        | 0        |
| <b>TOTALS</b> | <b>153</b> | <b>19</b> | <b>29</b> | <b>48</b> | <b>198</b> | <b>0</b> | <b>1</b> |

**Playoffs**

| Year          | GP        | G        | A        | PTS      | PIM       | PP       | SH       |
|---------------|-----------|----------|----------|----------|-----------|----------|----------|
| 1991          | 7         | 1        | 1        | 2        | 16        | 0        | 0        |
| 1992          | 7         | 1        | 0        | 1        | 8         | 0        | 0        |
| <b>TOTALS</b> | <b>14</b> | <b>2</b> | <b>1</b> | <b>3</b> | <b>24</b> | <b>0</b> | <b>0</b> |

**Jesper Boqvist**

| Year          | GP         | G         | A         | PTS       | PIM       | PP       | SH       |
|---------------|------------|-----------|-----------|-----------|-----------|----------|----------|
| 2019-20       | 35         | 4         | 0         | 4         | 8         | 1        | 0        |
| 2020-21       | 28         | 4         | 3         | 7         | 2         | 0        | 0        |
| 2021-22       | 56         | 10        | 13        | 23        | 10        | 0        | 0        |
| 2022-23       | 70         | 10        | 11        | 21        | 2         | 0        | 0        |
| <b>TOTALS</b> | <b>189</b> | <b>28</b> | <b>27</b> | <b>55</b> | <b>22</b> | <b>1</b> | <b>0</b> |

**Playoffs**

| Year    | GP | G | A | PTS | PIM | PP | SH |
|---------|----|---|---|-----|-----|----|----|
| 2022-23 | 6  | 0 | 0 | 0   | 0   | 0  | 0  |

**Joel Bouchard**

| Year    | GP | G | A | PTS | PIM | PP | SH |
|---------|----|---|---|-----|-----|----|----|
| 2001-02 | 1  | 0 | 1 | 1   | 0   | 0  | 0  |

**Reid Boucher**

| Year          | GP        | G         | A         | PTS       | PIM       | PP       | SH       |
|---------------|-----------|-----------|-----------|-----------|-----------|----------|----------|
| 2013-14       | 23        | 2         | 5         | 7         | 4         | 0        | 0        |
| 2014-15       | 11        | 1         | 0         | 1         | 0         | 0        | 0        |
| 2015-16       | 39        | 8         | 11        | 19        | 6         | 2        | 0        |
| 2016-17       | 9         | 0         | 2         | 2         | 2         | 0        | 0        |
| <b>TOTALS</b> | <b>82</b> | <b>11</b> | <b>18</b> | <b>29</b> | <b>12</b> | <b>2</b> | <b>0</b> |

**Eric Boulton**

| Year    | GP | G | A | PTS | PIM | PP | SH |
|---------|----|---|---|-----|-----|----|----|
| 2011-12 | 51 | 0 | 0 | 0   | 115 | 0  | 0  |

**Josef Bumedienne**

| Year    | GP | G | A | PTS | PIM | PP | SH |
|---------|----|---|---|-----|-----|----|----|
| 2001-02 | 1  | 1 | 0 | 1   | 2   | 0  | 0  |

**Brian Boyle**

| Year          | GP         | G         | A         | PTS       | PIM       | PP        | SH       |
|---------------|------------|-----------|-----------|-----------|-----------|-----------|----------|
| 2017-18       | 69         | 13        | 10        | 23        | 45        | 5         | 0        |
| 2018-19       | 47         | 13        | 6         | 19        | 22        | 16        | 1        |
| <b>TOTALS</b> | <b>116</b> | <b>26</b> | <b>16</b> | <b>42</b> | <b>67</b> | <b>21</b> | <b>1</b> |

**Playoffs**

| Year          | GP       | G        | A        | PTS      | PIM       | PP       | SH       |
|---------------|----------|----------|----------|----------|-----------|----------|----------|
| 2018          | 5        | 0        | 0        | 0        | 14        | 0        | 0        |
| <b>TOTALS</b> | <b>5</b> | <b>0</b> | <b>0</b> | <b>0</b> | <b>14</b> | <b>0</b> | <b>0</b> |

**Neil Brady**

| Year          | GP        | G        | A        | PTS      | PIM       | PP       | SH       |
|---------------|-----------|----------|----------|----------|-----------|----------|----------|
| 1989-90       | 19        | 1        | 4        | 5        | 13        | 0        | 0        |
| 1990-91       | 3         | 0        | 0        | 0        | 0         | 0        | 0        |
| 1991-92       | 7         | 1        | 0        | 1        | 4         | 0        | 0        |
| <b>TOTALS</b> | <b>29</b> | <b>2</b> | <b>4</b> | <b>6</b> | <b>17</b> | <b>0</b> | <b>0</b> |

**Andy Brickley**

| Year          | GP        | G         | A         | PTS       | PIM       | PP       | SH       |
|---------------|-----------|-----------|-----------|-----------|-----------|----------|----------|
| 1986-87       | 51        | 11        | 12        | 23        | 8         | 1        | 3        |
| 1987-88       | 45        | 8         | 14        | 22        | 14        | 2        | 1        |
| <b>TOTALS</b> | <b>96</b> | <b>19</b> | <b>26</b> | <b>45</b> | <b>22</b> | <b>3</b> | <b>4</b> |

**Playoffs**

| Year | GP | G | A | PTS | PIM | PP | SH |
|------|----|---|---|-----|-----|----|----|
| 1988 | 4  | 0 | 1 | 1   | 4   | 0  | 0  |

**Mel Bridgman**

| Year          | GP         | G         | A          | PTS        | PIM        | PP        | SH       |
|---------------|------------|-----------|------------|------------|------------|-----------|----------|
| 1983-84       | 79         | 23        | 38         | 61         | 121        | 9         | 1        |
| 1984-85       | 80         | 22        | 39         | 61         | 105        | 5         | 3        |
| 1985-86       | 78         | 23        | 40         | 63         | 80         | 5         | 1        |
| 1986-87       | 51         | 8         | 31         | 39         | 80         | 1         | 1        |
| <b>TOTALS</b> | <b>288</b> | <b>76</b> | <b>148</b> | <b>224</b> | <b>386</b> | <b>20</b> | <b>6</b> |

**Sheldon Brookbank**

| Year          | GP        | G        | A        | PTS      | PIM       | PP       | SH       |
|---------------|-----------|----------|----------|----------|-----------|----------|----------|
| 2007-08       | 44        | 0        | 8        | 8        | 63        | 0        | 0        |
| 2008-09       | 15        | 0        | 0        | 0        | 25        | 0        | 0        |
| <b>TOTALS</b> | <b>59</b> | <b>0</b> | <b>8</b> | <b>8</b> | <b>88</b> | <b>0</b> | <b>0</b> |

**Bob Brooke**

| Year            | GP       | G        | A        | PTS      | PIM       | PP       | SH       |
|-----------------|----------|----------|----------|----------|-----------|----------|----------|
| 1989-90         | 35       | 8        | 10       | 18       | 30        | 0        | 0        |
| <b>Playoffs</b> | <b>5</b> | <b>0</b> | <b>0</b> | <b>0</b> | <b>14</b> | <b>0</b> | <b>0</b> |

**Alex Brooks**

| Year    | GP | G | A | PTS | PIM | PP | SH |
|---------|----|---|---|-----|-----|----|----|
| 2006-07 | 19 | 0 | 1 | 1   | 4   | 0  | 0  |

**Aaron Broten**

| Year          | GP         | G          | A          | PTS        | PIM        | PP        | SH       |
|---------------|------------|------------|------------|------------|------------|-----------|----------|
| 1982-83       | 73         | 16         | 39         | 55         | 28         | 5         | 1        |
| 1983-84       | 80         | 13         | 23         | 36         | 36         | 3         | 0        |
| 1984-85       | 80         | 22         | 35         | 57         | 38         | 10        | 0        |
| 1985-86       | 66         | 18         | 25         | 43         | 26         | 4         | 0        |
| 1986-87       | 80         | 26         | 53         | 79         | 36         | 6         | 0        |
| 1987-88       | 80         | 26         | 57         | 83         | 80         | 7         | 0        |
| 1988-89       | 80         | 16         | 43         | 59         | 81         | 4         | 0        |
| 1989-90       | 42         | 10         | 8          | 18         | 36         | 1         | 2        |
| <b>TOTALS</b> | <b>581</b> | <b>147</b> | <b>283</b> | <b>430</b> | <b>361</b> | <b>40</b> | <b>5</b> |

**Playoffs**

| Year | GP | G | A  | PTS | PIM | PP | SH |
|------|----|---|----|-----|-----|----|----|
| 1988 | 20 | 5 | 11 | 16  | 20  | 3  | 0  |

**Neal Broten**

| Year          | GP        | G         | A         | PTS       | PIM       | PP       | SH       |
|---------------|-----------|-----------|-----------|-----------|-----------|----------|----------|
| 1994-95       | 30        | 8         | 20        | 28        | 20        | 2        | 0        |
| 1995-96       | 55        | 7         | 16        | 23        | 14        | 1        | 1        |
| 1996-97       | 3         | 0         | 1         | 1         | 0         | 0        | 0        |
| <b>TOTALS</b> | <b>88</b> | <b>15</b> | <b>37</b> | <b>52</b> | <b>34</b> | <b>3</b> | <b>1</b> |

**Playoffs**

| Year | GP | G | A  | PTS | PIM | PP | SH |
|------|----|---|----|-----|-----|----|----|
| 1995 | 20 | 7 | 12 | 19  | 6   | 1  | 0  |

**Doug Brown**

| Year          | GP         | G         | A         | PTS        | PIM       | PP       | SH        |
|---------------|------------|-----------|-----------|------------|-----------|----------|-----------|
| 1986-87       | 4          | 0         | 1         | 1          | 0         | 0        | 0         |
| 1987-88       | 70         | 14        | 11        | 25         | 20        | 1        | 4         |
| 1988-89       | 63         | 15        | 10        | 25         | 15        | 4        | 0         |
| 1989-90       | 69         | 14        | 20        | 34         | 16        | 1        | 0         |
| 1990-91       | 58         | 14        | 16        | 30         | 4         | 0        | 2         |
| 1991-92       | 71         | 11        | 17        | 28         | 27        | 1        | 2         |
| 1992-93       | 15         | 0         | 5         | 5          | 2         | 0        | 0         |
| <b>TOTALS</b> | <b>350</b> | <b>68</b> | <b>80</b> | <b>148</b> | <b>84</b> | <b>7</b> | <b>11</b> |

**Playoffs**

| Year          | GP        | G        | A        | PTS       | PIM       | PP       | SH       |
|---------------|-----------|----------|----------|-----------|-----------|----------|----------|
| 1988          | 19        | 5        | 1        | 6         | 6         | 0        | 0        |
| 1990          | 6         | 0        | 1        | 1         | 2         | 0        | 0        |
| 1991          | 7         | 2        | 2        | 4         | 2         | 0        | 1        |
| <b>TOTALS</b> | <b>32</b> | <b>7</b> | <b>4</b> | <b>11</b> | <b>10</b> | <b>0</b> | <b>2</b> |

**Sean Brown**

| Year          | GP        | G        | A         | PTS       | PIM       | PP       | SH       |
|---------------|-----------|----------|-----------|-----------|-----------|----------|----------|
| 2003-04       | 39        | 0        | 3         | 3         | 44        | 0        | 0        |
| 2005-06       | 35        | 1        | 11        | 12        | 27        | 0        | 0        |
| <b>TOTALS</b> | <b>74</b> | <b>1</b> | <b>14</b> | <b>15</b> | <b>71</b> | <b>0</b> | <b>0</b> |

**Playoffs**

| Year | GP | G | A | PTS | PIM | PP | SH |
|------|----|---|---|-----|-----|----|----|
| 2004 | 1  | 0 | 0 | 0   | 2   | 0  | 0  |

**Steve Brule**

| Year | GP | G | A | PTS | PIM | PP | SH |
|------|----|---|---|-----|-----|----|----|
| 2000 | 1  | 0 | 0 | 0   | 0   | 0  | 0  |

**Murray Brumwell**

| Year          | GP         | G         | A         | PTS       | PIM       | PP       | SH       |
|---------------|------------|-----------|-----------|-----------|-----------|----------|----------|
| 1982-83       | 59         | 5         | 14        | 19        | 34        | 1        | 0        |
| 1983-84       | 42         | 7         | 13        | 20        | 14        | 5        | 0        |
| 1985-86       | 1          | 0         | 0         | 0         | 0         | 0        | 0        |
| 1986-87       | 1          | 0         | 0         | 0         | 2         | 0        | 0        |
| 1987-88       | 3          | 0         | 1         | 1         | 2         | 0        | 0        |
| <b>TOTALS</b> | <b>106</b> | <b>12</b> | <b>28</b> | <b>40</b> | <b>52</b> | <b>6</b> | <b>0</b> |

**Damien Brunner**

| Year          | GP        | G         | A         | PTS       | PIM       | PP       | SH       |
|---------------|-----------|-----------|-----------|-----------|-----------|----------|----------|
| 2013-14       | 60        | 11        | 14        | 25        | 26        | 4        | 0        |
| 2014-15       | 17        | 2         | 5         | 7         | 8         | 0        | 0        |
| <b>TOTALS</b> | <b>77</b> | <b>13</b> | <b>19</b> | <b>32</b> | <b>34</b> | <b>4</b> | <b>0</b> |

**Sergei Brylin**

| Year          | GP         | G          | A          | PTS        | PIM        | PP        | SH       |
|---------------|------------|------------|------------|------------|------------|-----------|----------|
| 1994-95       | 26         | 6          | 8          | 14         | 8          | 0         | 0        |
| 1995-96       | 50         | 4          | 5          | 9          | 26         | 0         | 0        |
| 1996-97       | 29         | 2          | 2          | 4          | 20         | 0         | 0        |
| 1997-98       | 18         | 2          | 3          | 5          | 0          | 0         | 0        |
| 1998-99       | 47         | 5          | 10         | 15         | 28         | 3         | 0        |
| 1999-00       | 64         | 9          | 11         | 20         | 20         | 1         | 0        |
| 2000-01       | 75         | 23         | 29         | 52         | 24         | 3         | 1        |
| 2001-02       | 76         | 16         | 28         | 44         | 10         | 5         | 0        |
| 2002-03       | 52         | 11         | 8          | 19         | 16         | 3         | 1        |
| 2003-04       | 82         | 14         | 19         | 33         | 20         | 7         | 0        |
| 2005-06       | 82         | 15         | 22         | 37         | 46         | 4         | 0        |
| 2006-07       | 82         | 16         | 24         | 40         | 35         | 8         | 0        |
| 2007-08       | 82         | 6          | 10         | 16         | 20         | 0         | 0        |
| <b>TOTALS</b> | <b>765</b> | <b>129</b> | <b>179</b> | <b>308</b> | <b>273</b> | <b>34</b> | <b>2</b> |

**Playoffs**

| Year | GP | G | A | PTS | PIM | PP | SH |
|------|----|---|---|-----|-----|----|----|
| 1995 | 12 | 1 | 2 | 3   | 4   | 0  | 0  |
| 1999 | 5  | 3 | 1 | 4   | 4   | 1  | 0  |
| 2000 | 17 | 3 | 5 | 8</ |     |    |    |

**BOB CARPENTER**

| YEAR          | GP         | G         | A         | PTS        | PIM        | PP       | SH       |
|---------------|------------|-----------|-----------|------------|------------|----------|----------|
| 1993-94       | 76         | 10        | 23        | 33         | 51         | 0        | 2        |
| 1994-95       | 41         | 5         | 11        | 16         | 19         | 0        | 0        |
| 1995-96       | 52         | 5         | 5         | 10         | 14         | 0        | 1        |
| 1996-97       | 62         | 4         | 15        | 19         | 24         | 0        | 1        |
| 1997-98       | 66         | 9         | 9         | 18         | 22         | 0        | 1        |
| 1998-99       | 56         | 2         | 8         | 10         | 36         | 0        | 0        |
| <b>TOTALS</b> | <b>353</b> | <b>35</b> | <b>71</b> | <b>106</b> | <b>156</b> | <b>0</b> | <b>5</b> |

**BOB CARPENTER cont.**

| PLAYOFFS      | GP        | G        | A         | PTS       | PIM       | PP       | SH       |
|---------------|-----------|----------|-----------|-----------|-----------|----------|----------|
| 1994          | 20        | 1        | 7         | 8         | 20        | 0        | 0        |
| 1995          | 17        | 1        | 4         | 5         | 6         | 1        | 0        |
| 1997          | 10        | 1        | 2         | 3         | 2         | 0        | 0        |
| 1998          | 6         | 1        | 0         | 1         | 0         | 0        | 0        |
| 1999          | 7         | 0        | 0         | 0         | 2         | 0        | 0        |
| <b>TOTALS</b> | <b>60</b> | <b>4</b> | <b>13</b> | <b>17</b> | <b>30</b> | <b>1</b> | <b>0</b> |

**CONNOR CARRICK**

| YEAR          | GP        | G        | A         | PTS       | PIM       | PP       | SH       |
|---------------|-----------|----------|-----------|-----------|-----------|----------|----------|
| 2018-19       | 20        | 1        | 6         | 7         | 6         | 0        | 0        |
| 2019-20       | 29        | 1        | 5         | 6         | 17        | 0        | 0        |
| 2020-21       | 11        | 1        | 1         | 2         | 5         | 0        | 0        |
| <b>TOTALS</b> | <b>60</b> | <b>3</b> | <b>12</b> | <b>15</b> | <b>28</b> | <b>0</b> | <b>0</b> |

**RYAN CARTER**

| YEAR          | GP         | G         | A         | PTS       | PIM        | PP       | SH       |
|---------------|------------|-----------|-----------|-----------|------------|----------|----------|
| 2011-12       | 65         | 4         | 4         | 8         | 84         | 0        | 0        |
| 2012-13       | 44         | 6         | 9         | 15        | 31         | 0        | 1        |
| 2013-14       | 62         | 7         | 3         | 10        | 35         | 0        | 0        |
| <b>TOTALS</b> | <b>171</b> | <b>17</b> | <b>16</b> | <b>33</b> | <b>150</b> | <b>0</b> | <b>1</b> |

| PLAYOFFS | GP | G | A | PTS | PIM | PP | SH |
|----------|----|---|---|-----|-----|----|----|
| 2012     | 23 | 5 | 2 | 7   | 32  | 0  | 0  |

**SHAWN CHAMBERS**

| YEAR          | GP         | G        | A         | PTS       | PIM       | PP       | SH       |
|---------------|------------|----------|-----------|-----------|-----------|----------|----------|
| 1994-95       | 21         | 2        | 5         | 7         | 6         | 1        | 0        |
| 1995-96       | 64         | 2        | 21        | 23        | 18        | 2        | 0        |
| 1996-97       | 73         | 4        | 17        | 21        | 19        | 1        | 0        |
| <b>TOTALS</b> | <b>158</b> | <b>8</b> | <b>43</b> | <b>51</b> | <b>43</b> | <b>4</b> | <b>0</b> |

| PLAYOFFS      | GP        | G        | A         | PTS       | PIM      | PP       | SH       |
|---------------|-----------|----------|-----------|-----------|----------|----------|----------|
| 1995          | 20        | 4        | 5         | 9         | 2        | 2        | 0        |
| 1997          | 10        | 1        | 6         | 7         | 6        | 1        | 0        |
| <b>TOTALS</b> | <b>30</b> | <b>5</b> | <b>11</b> | <b>16</b> | <b>8</b> | <b>3</b> | <b>0</b> |

**RICH CHERNOZAZ**

| YEAR          | GP        | G        | A        | PTS       | PIM       | PP       | SH       |
|---------------|-----------|----------|----------|-----------|-----------|----------|----------|
| 1983-84       | 7         | 2        | 1        | 3         | 2         | 0        | 0        |
| 1984-85       | 3         | 0        | 2        | 2         | 2         | 0        | 0        |
| 1986-87       | 25        | 6        | 4        | 10        | 8         | 2        | 0        |
| <b>TOTALS</b> | <b>35</b> | <b>8</b> | <b>7</b> | <b>15</b> | <b>12</b> | <b>2</b> | <b>0</b> |

**TOM CHORSKE**

| YEAR          | GP         | G         | A         | PTS        | PIM        | PP       | SH       |
|---------------|------------|-----------|-----------|------------|------------|----------|----------|
| 1991-92       | 76         | 19        | 17        | 36         | 32         | 0        | 3        |
| 1992-93       | 50         | 7         | 12        | 19         | 25         | 0        | 0        |
| 1993-94       | 76         | 21        | 20        | 41         | 32         | 1        | 1        |
| 1994-95       | 42         | 10        | 8         | 18         | 16         | 0        | 0        |
| <b>TOTALS</b> | <b>244</b> | <b>57</b> | <b>57</b> | <b>114</b> | <b>105</b> | <b>1</b> | <b>4</b> |

| PLAYOFFS      | GP        | G        | A         | PTS       | PIM      | PP       | SH       |
|---------------|-----------|----------|-----------|-----------|----------|----------|----------|
| 1992          | 7         | 0        | 3         | 3         | 4        | 0        | 0        |
| 1993          | 1         | 0        | 0         | 0         | 0        | 0        | 0        |
| 1994          | 20        | 4        | 3         | 7         | 0        | 0        | 0        |
| 1995          | 17        | 1        | 5         | 6         | 4        | 0        | 0        |
| <b>TOTALS</b> | <b>45</b> | <b>5</b> | <b>11</b> | <b>16</b> | <b>8</b> | <b>0</b> | <b>0</b> |

**JEFF CHRISTIAN**

| YEAR    | GP | G | A | PTS | PIM | PP | SH |
|---------|----|---|---|-----|-----|----|----|
| 1991-92 | 2  | 0 | 0 | 0   | 2   | 0  | 0  |

**CHRIS CICHOCKI**

| YEAR          | GP       | G        | A        | PTS      | PIM      | PP       | SH       |
|---------------|----------|----------|----------|----------|----------|----------|----------|
| 1987-88       | 5        | 1        | 0        | 1        | 2        | 0        | 0        |
| 1988-89       | 2        | 0        | 1        | 1        | 2        | 0        | 0        |
| <b>TOTALS</b> | <b>7</b> | <b>1</b> | <b>1</b> | <b>2</b> | <b>4</b> | <b>0</b> | <b>0</b> |

**ZDENO CIGER**

| YEAR          | GP        | G         | A         | PTS       | PIM       | PP       | SH       |
|---------------|-----------|-----------|-----------|-----------|-----------|----------|----------|
| 1990-91       | 45        | 8         | 17        | 25        | 8         | 2        | 0        |
| 1991-92       | 20        | 6         | 5         | 11        | 10        | 1        | 0        |
| 1992-93       | 27        | 4         | 8         | 12        | 2         | 2        | 0        |
| <b>TOTALS</b> | <b>92</b> | <b>18</b> | <b>30</b> | <b>48</b> | <b>20</b> | <b>5</b> | <b>0</b> |

| PLAYOFFS      | GP        | G        | A        | PTS      | PIM      | PP       | SH       |
|---------------|-----------|----------|----------|----------|----------|----------|----------|
| 1991          | 6         | 0        | 2        | 2        | 4        | 0        | 0        |
| 1992          | 7         | 2        | 4        | 6        | 0        | 0        | 0        |
| <b>TOTALS</b> | <b>13</b> | <b>2</b> | <b>6</b> | <b>8</b> | <b>4</b> | <b>0</b> | <b>0</b> |

**JOE CIRELLA**

| YEAR          | GP         | G         | A          | PTS        | PIM        | PP        | SH       |
|---------------|------------|-----------|------------|------------|------------|-----------|----------|
| 1982-83       | 2          | 0         | 1          | 1          | 4          | 0         | 0        |
| 1983-84       | 79         | 11        | 33         | 44         | 137        | 6         | 0        |
| 1984-85       | 66         | 6         | 18         | 24         | 141        | 2         | 0        |
| 1985-86       | 66         | 6         | 23         | 29         | 147        | 2         | 0        |
| 1986-87       | 65         | 9         | 22         | 31         | 111        | 6         | 0        |
| 1987-88       | 80         | 8         | 31         | 39         | 191        | 2         | 0        |
| 1988-89       | 80         | 3         | 19         | 22         | 155        | 0         | 1        |
| <b>TOTALS</b> | <b>438</b> | <b>43</b> | <b>147</b> | <b>190</b> | <b>886</b> | <b>18</b> | <b>1</b> |

| PLAYOFFS | GP | G | A | PTS | PIM | PP | SH |
|----------|----|---|---|-----|-----|----|----|
| 1988     | 19 | 0 | 7 | 7   | 49  | 0  | 0  |

**FREDRIK CLAESSON**

| YEAR    | GP | G | A | PTS | PIM | PP | SH |
|---------|----|---|---|-----|-----|----|----|
| 2019-20 | 5  | 1 | 1 | 2   | 0   | 0  | 0  |

**GRAEME CLARKE**

| YEAR    | GP | G | A | PTS | PIM | PP | SH |
|---------|----|---|---|-----|-----|----|----|
| 2023-24 | 3  | 0 | 0 | 0   | 2   | 0  | 0  |

**NOAH CLARKE**

| YEAR    | GP | G | A | PTS | PIM | PP | SH |
|---------|----|---|---|-----|-----|----|----|
| 2007-08 | 1  | 1 | 0 | 1   | 0   | 0  | 0  |

**DAVID CLARKSON**

| YEAR          | GP         | G         | A         | PTS        | PIM        | PP        | SH       |
|---------------|------------|-----------|-----------|------------|------------|-----------|----------|
| 2006-07       | 7          | 3         | 1         | 4          | 6          | 2         | 0        |
| 2007-08       | 81         | 9         | 13        | 22         | 183        | 0         | 0        |
| 2008-09       | 82         | 17        | 15        | 32         | 164        | 4         | 0        |
| 2009-10       | 46         | 11        | 13        | 24         | 85         | 3         | 0        |
| 2010-11       | 82         | 12        | 6         | 18         | 116        | 1         | 0        |
| 2011-12       | 80         | 30        | 16        | 46         | 138        | 8         | 0        |
| 2012-13       | 48         | 15        | 9         | 24         | 78         | 6         | 0        |
| <b>TOTALS</b> | <b>426</b> | <b>97</b> | <b>73</b> | <b>170</b> | <b>770</b> | <b>24</b> | <b>0</b> |

| PLAYOFFS      | GP        | G        | A        | PTS       | PIM       | PP       | SH       |
|---------------|-----------|----------|----------|-----------|-----------|----------|----------|
| 2007          | 3         | 0        | 0        | 0         | 2         | 0        | 0        |
| 2008          | 5         | 0        | 0        | 0         | 4         | 0        | 0        |
| 2009          | 7         | 2        | 0        | 2         | 19        | 1        | 0        |
| 2010          | 5         | 0        | 0        | 0         | 22        | 0        | 0        |
| 2012          | 24        | 3        | 9        | 12        | 32        | 0        | 0        |
| <b>TOTALS</b> | <b>44</b> | <b>5</b> | <b>9</b> | <b>14</b> | <b>79</b> | <b>1</b> | <b>0</b> |

**RYANE CLOWE**

| YEAR          | GP        | G        | A         | PTS       | PIM       | PP       | SH       |
|---------------|-----------|----------|-----------|-----------|-----------|----------|----------|
| 2013-14       | 43        | 7        | 19        | 26        | 33        | 3        | 0        |
| 2014-15       | 13        | 1        | 3         | 4         | 4         | 0        | 0        |
| <b>TOTALS</b> | <b>56</b> | <b>8</b> | <b>22</b> | <b>30</b> | <b>37</b> | <b>3</b> | <b>0</b> |

**DANTON COLE**

| YEAR     | GP | G | A | PTS | PIM | PP | SH |
|----------|----|---|---|-----|-----|----|----|
| 1994-95  | 12 | 1 | 2 | 3   | 8   | 0  | 0  |
| PLAYOFFS | GP | G | A | PTS | PIM | PP | SH |
| 1995     | 1  | 0 | 0 | 0   | 0   | 0  | 0  |

**BLAKE COLEMAN**

| YEAR          | GP         | G         | A         | PTS       | PIM        | PP       | SH       |
|---------------|------------|-----------|-----------|-----------|------------|----------|----------|
| 2016-17       | 23         | 1         | 1         | 2         | 27         | 0        | 0        |
| 2017-18       | 79         | 13        | 12        | 25        | 50         | 0        | 2        |
| 2018-19       | 78         | 22        | 14        | 36        | 71         | 3        | 3        |
| 2019-20       | 57         | 21        | 10        | 31        | 40         | 1        | 2        |
| <b>TOTALS</b> | <b>237</b> | <b>57</b> | <b>37</b> | <b>94</b> | <b>188</b> | <b>4</b> | <b>7</b> |

| PLAYOFFS | GP | G | A | PTS | PIM | PP | SH |
|----------|----|---|---|-----|-----|----|----|
| 2018     | 5  | 2 | 0 | 2   | 4   | 0  | 1  |

**MIKE COMMODORE**

| YEAR          | GP        | G        | A        | PTS      | PIM       | PP       | SH       |
|---------------|-----------|----------|----------|----------|-----------|----------|----------|
| 2000-01       | 20        | 1        | 4        | 5        | 14        | 0        | 0        |
| 2001-02       | 37        | 0        | 1        | 1        | 30        | 0        | 0        |
| <b>TOTALS</b> | <b>57</b> | <b>1</b> | <b>5</b> | <b>6</b> | <b>44</b> | <b>0</b> | <b>0</b> |

**PAT CONACHER**

| YEAR          | GP         | G         | A         | PTS       | PIM       | PP       | SH       |
|---------------|------------|-----------|-----------|-----------|-----------|----------|----------|
| 1985-86       | 2          | 0         | 2         | 2         | 2         | 0        | 0        |
| 1987-88       | 24         | 2         | 5         | 7         | 12        | 0        | 0        |
| 1988-89       | 55         | 7         | 5         | 12        | 14        | 0        | 1        |
| 1989-90       | 19         | 3         | 3         | 6         | 4         | 0        | 0        |
| 1990-91       | 49         | 5         | 11        | 16        | 27        | 0        | 0        |
| 1991-92       | 44         | 7         | 3         | 10        | 16        | 0        | 1        |
| <b>TOTALS</b> | <b>193</b> | <b>24</b> | <b>29</b> | <b>53</b> | <b>75</b> | <b>0</b> | <b>2</b> |

| PLAYOFFS      | GP        | G        | A        | PTS      | PIM       | PP       | SH       |
|---------------|-----------|----------|----------|----------|-----------|----------|----------|
| 1988          | 17        | 2        | 2        | 4        | 14        | 0        | 1        |
| 1990          | 5         | 1        | 0        | 1        | 10        | 0        | 0        |
| 1991          | 7         | 0        | 2        | 2        | 2         | 0        | 0        |
| 1992          | 7         | 1        | 1        | 2        | 4         | 0        | 1        |
| <b>TOTALS</b> | <b>36</b> | <b>4</b> | <b>5</b> | <b>9</b> | <b>30</b> | <b>0</b> | <b>2</b> |

**BOB CORKUM**

| YEAR     | GP | G | A | PTS | PIM | PP | SH |
|----------|----|---|---|-----|-----|----|----|
| 2000-01  | 17 | 3 | 1 | 4   | 4   | 0  | 0  |
| PLAYOFFS | GP | G | A | PTS | PIM | PP | SH |
| 2001     | 12 | 1 | 2 | 3   | 0   | 0  | 0  |

**MATT CORRENTE**

| YEAR          | GP        | G        | A        | PTS      | PIM       | PP       | SH       |
|---------------|-----------|----------|----------|----------|-----------|----------|----------|
| 2009-10       | 12        | 0        | 0        | 0        | 24        | 0        | 0        |
| 2010-11       | 22        | 0        | 6        | 6        | 44        | 0        | 0        |
| <b>TOTALS</b> | <b>34</b> | <b>0</b> | <b>6</b> | <b>6</b> | <b>68</b> | <b>0</b> | <b>0</b> |

| PLAYOFFS | GP | G | A | PTS | PIM | PP | SH |
|----------|----|---|---|-----|-----|----|----|
| 2010     | 2  | 0 | 0 | 0   | 2   | 0  | 0  |

**TROY CROWDER**

| YEAR          | GP        | G        | A        | PTS      | PIM        | PP       | SH       |
|---------------|-----------|----------|----------|----------|------------|----------|----------|
| 1989-90       | 10        | 0        | 0        | 0        | 23         | 0        | 0        |
| 1990-91       | 59        | 6        | 3        | 9        | 182        | 0        | 0        |
| <b>TOTALS</b> | <b>69</b> | <b>6</b> | <b>3</b> | <b>9</b> | <b>205</b> | <b>0</b> | <b>0</b> |

## PIERRE DAGENALS

| YEAR          | GP        | G        | A        | PTS       | PIM       | PP       | SH       |
|---------------|-----------|----------|----------|-----------|-----------|----------|----------|
| 2000-01       | 9         | 3        | 2        | 5         | 6         | 1        | 0        |
| 2001-02       | 16        | 3        | 3        | 6         | 4         | 1        | 0        |
| <b>TOTALS</b> | <b>25</b> | <b>6</b> | <b>5</b> | <b>11</b> | <b>10</b> | <b>2</b> | <b>0</b> |

| YEAR          | GP          | G         | A          | PTS        | PIM         | PP       | SH       |
|---------------|-------------|-----------|------------|------------|-------------|----------|----------|
| 1983-84       | 11          | 1         | 4          | 5          | 17          | 0        | 0        |
| 1984-85       | 1           | 0         | 0          | 0          | 10          | 0        | 0        |
| 1985-86       | 44          | 0         | 10         | 10         | 100         | 0        | 0        |
| 1986-87       | 79          | 2         | 12         | 14         | 183         | 0        | 0        |
| 1987-88       | 80          | 5         | 7          | 12         | 239         | 1        | 0        |
| 1988-89       | 80          | 5         | 5          | 10         | 283         | 1        | 0        |
| 1989-90       | 74          | 6         | 15         | 21         | 219         | 0        | 1        |
| 1990-91       | 80          | 4         | 16         | 20         | 249         | 1        | 2        |
| 1991-92       | 80          | 1         | 7          | 8          | 170         | 0        | 0        |
| 1992-93       | 84          | 2         | 11         | 13         | 236         | 0        | 0        |
| 1993-94       | 78          | 1         | 9          | 10         | 176         | 0        | 0        |
| 1994-95       | 25          | 1         | 2          | 3          | 54          | 0        | 0        |
| 1995-96       | 80          | 2         | 4          | 6          | 115         | 0        | 0        |
| 1996-97       | 77          | 2         | 7          | 9          | 70          | 0        | 0        |
| 1997-98       | 37          | 0         | 1          | 1          | 57          | 0        | 0        |
| 1998-99       | 82          | 2         | 9          | 11         | 63          | 0        | 0        |
| 1999-00       | 78          | 0         | 6          | 6          | 98          | 0        | 0        |
| 2000-01       | 77          | 0         | 4          | 4          | 87          | 0        | 0        |
| 2001-02       | 67          | 0         | 6          | 6          | 60          | 0        | 0        |
| 2002-03       | 69          | 2         | 7          | 9          | 33          | 0        | 0        |
| <b>TOTALS</b> | <b>1283</b> | <b>36</b> | <b>142</b> | <b>178</b> | <b>2519</b> | <b>3</b> | <b>3</b> |

| PLAYOFFS      | GP         | G        | A         | PTS       | PIM        | PP       | SH       |
|---------------|------------|----------|-----------|-----------|------------|----------|----------|
| 1988          | 20         | 1        | 6         | 7         | 83         | 0        | 0        |
| 1990          | 6          | 2        | 0         | 2         | 21         | 0        | 0        |
| 1991          | 7          | 0        | 1         | 1         | 10         | 0        | 0        |
| 1992          | 7          | 0        | 3         | 3         | 16         | 0        | 0        |
| 1993          | 5          | 0        | 0         | 0         | 8          | 0        | 0        |
| 1994          | 20         | 0        | 1         | 1         | 45         | 0        | 0        |
| 1995          | 20         | 1        | 0         | 1         | 22         | 0        | 0        |
| 1997          | 10         | 0        | 0         | 0         | 28         | 0        | 0        |
| 1998          | 6          | 0        | 1         | 1         | 10         | 0        | 0        |
| 1999          | 7          | 0        | 0         | 0         | 8          | 0        | 0        |
| 2000          | 23         | 1        | 2         | 3         | 14         | 0        | 0        |
| 2001          | 25         | 0        | 3         | 3         | 21         | 0        | 0        |
| 2002          | 6          | 0        | 0         | 0         | 8          | 0        | 0        |
| 2003          | 13         | 0        | 0         | 0         | 2          | 0        | 0        |
| <b>TOTALS</b> | <b>175</b> | <b>5</b> | <b>17</b> | <b>22</b> | <b>296</b> | <b>0</b> | <b>0</b> |

| YEAR          | GP        | G        | A        | PTS      | PIM        | PP       | SH       |
|---------------|-----------|----------|----------|----------|------------|----------|----------|
| 1997-98       | 26        | 0        | 3        | 3        | 102        | 0        | 0        |
| 1998-99       | 1         | 0        | 0        | 0        | 0          | 0        | 0        |
| <b>TOTALS</b> | <b>27</b> | <b>0</b> | <b>3</b> | <b>3</b> | <b>102</b> | <b>0</b> | <b>0</b> |

| PLAYOFFS | GP | G | A | PTS | PIM | PP | SH |
|----------|----|---|---|-----|-----|----|----|
| 1998     | 1  | 0 | 0 | 0   | 0   | 0  | 0  |

| YEAR          | GP        | G        | A        | PTS      | PIM       | PP       | SH       |
|---------------|-----------|----------|----------|----------|-----------|----------|----------|
| 2000-01       | 2         | 0        | 0        | 0        | 6         | 0        | 0        |
| 2002-03       | 17        | 2        | 0        | 2        | 35        | 0        | 0        |
| <b>TOTALS</b> | <b>19</b> | <b>2</b> | <b>0</b> | <b>2</b> | <b>41</b> | <b>0</b> | <b>0</b> |

| YEAR          | GP       | G        | A        | PTS      | PIM      | PP       | SH       |
|---------------|----------|----------|----------|----------|----------|----------|----------|
| 2002-03       | 3        | 0        | 1        | 1        | 0        | 0        | 0        |
| 2003-04       | 2        | 0        | 0        | 0        | 0        | 0        | 0        |
| <b>TOTALS</b> | <b>5</b> | <b>0</b> | <b>1</b> | <b>1</b> | <b>0</b> | <b>0</b> | <b>0</b> |

| YEAR          | GP       | G        | A        | PTS      | PIM      | PP       | SH       |
|---------------|----------|----------|----------|----------|----------|----------|----------|
| 2008-09       | 1        | 0        | 0        | 0        | 0        | 0        | 0        |
| 2009-10       | 8        | 1        | 0        | 1        | 0        | 0        | 0        |
| <b>TOTALS</b> | <b>9</b> | <b>1</b> | <b>0</b> | <b>1</b> | <b>0</b> | <b>0</b> | <b>0</b> |

| YEAR    | GP | G | A | PTS | PIM | PP | SH |
|---------|----|---|---|-----|-----|----|----|
| 2009-10 | 1  | 0 | 0 | 0   | 0   | 0  | 0  |

| YEAR    | GP | G | A | PTS | PIM | PP | SH |
|---------|----|---|---|-----|-----|----|----|
| 2018-19 | 20 | 3 | 2 | 5   | 6   | 0  | 0  |

| YEAR          | GP         | G        | A         | PTS       | PIM       | PP       | SH       |
|---------------|------------|----------|-----------|-----------|-----------|----------|----------|
| 1994-95       | 17         | 0        | 1         | 1         | 4         | 0        | 0        |
| 1995-96       | 41         | 0        | 6         | 6         | 28        | 0        | 0        |
| 1996-97       | 28         | 2        | 4         | 6         | 6         | 0        | 0        |
| 1997-98       | 50         | 1        | 8         | 9         | 12        | 1        | 0        |
| 1998-99       | 62         | 1        | 10        | 11        | 22        | 1        | 0        |
| <b>TOTALS</b> | <b>198</b> | <b>4</b> | <b>29</b> | <b>33</b> | <b>72</b> | <b>2</b> | <b>0</b> |

| PLAYOFFS      | GP        | G        | A        | PTS      | PIM      | PP       | SH       |
|---------------|-----------|----------|----------|----------|----------|----------|----------|
| 1995          | 3         | 0        | 2        | 2        | 0        | 0        | 0        |
| 1997          | 1         | 1        | 0        | 1        | 0        | 0        | 0        |
| 1998          | 5         | 1        | 0        | 1        | 2        | 0        | 0        |
| 1999          | 7         | 0        | 0        | 0        | 0        | 0        | 0        |
| <b>TOTALS</b> | <b>16</b> | <b>2</b> | <b>2</b> | <b>4</b> | <b>2</b> | <b>0</b> | <b>0</b> |

| YEAR    | GP | G | A | PTS | PIM | PP | SH |
|---------|----|---|---|-----|-----|----|----|
| 1985-86 | 11 | 0 | 2 | 2   | 10  | 0  | 0  |

## DAN DORION

| YEAR          | GP       | G        | A        | PTS      | PIM      | PP       | SH       |
|---------------|----------|----------|----------|----------|----------|----------|----------|
| 1985-86       | 3        | 1        | 1        | 2        | 0        | 0        | 0        |
| 1987-88       | 1        | 0        | 0        | 0        | 2        | 0        | 0        |
| <b>TOTALS</b> | <b>4</b> | <b>1</b> | <b>1</b> | <b>2</b> | <b>2</b> | <b>0</b> | <b>0</b> |

| YEAR          | GP         | G         | A         | PTS       | PIM       | PP       | SH       |
|---------------|------------|-----------|-----------|-----------|-----------|----------|----------|
| 1991-92       | 1          | 0         | 0         | 0         | 0         | 0        | 0        |
| 1992-93       | 1          | 0         | 0         | 0         | 0         | 0        | 0        |
| 1993-94       | 15         | 5         | 10        | 15        | 0         | 2        | 0        |
| 1994-95       | 10         | 1         | 4         | 5         | 0         | 1        | 0        |
| 1995-96       | 28         | 4         | 9         | 13        | 17        | 0        | 0        |
| 2006-07       | 66         | 4         | 4         | 8         | 20        | 0        | 1        |
| <b>TOTALS</b> | <b>121</b> | <b>14</b> | <b>27</b> | <b>41</b> | <b>37</b> | <b>3</b> | <b>1</b> |

| PLAYOFFS      | GP        | G        | A        | PTS       | PIM       | PP       | SH       |
|---------------|-----------|----------|----------|-----------|-----------|----------|----------|
| 1994          | 19        | 2        | 6        | 8         | 8         | 0        | 0        |
| 1995          | 11        | 2        | 1        | 3         | 8         | 0        | 0        |
| 2007          | 11        | 0        | 0        | 0         | 4         | 0        | 0        |
| <b>TOTALS</b> | <b>41</b> | <b>4</b> | <b>7</b> | <b>11</b> | <b>20</b> | <b>0</b> | <b>0</b> |

| YEAR          | GP         | G         | A          | PTS        | PIM        | PP        | SH       |
|---------------|------------|-----------|------------|------------|------------|-----------|----------|
| 1983-84       | 4          | 0         | 2          | 2          | 0          | 0         | 0        |
| 1984-85       | 67         | 9         | 23         | 32         | 36         | 3         | 1        |
| 1985-86       | 40         | 3         | 15         | 18         | 32         | 1         | 0        |
| 1986-87       | 74         | 6         | 28         | 34         | 36         | 0         | 0        |
| 1987-88       | 74         | 15        | 40         | 55         | 68         | 7         | 0        |
| 1988-89       | 27         | 1         | 15         | 16         | 24         | 1         | 0        |
| 1989-90       | 75         | 7         | 46         | 53         | 63         | 1         | 0        |
| 1990-91       | 73         | 9         | 36         | 45         | 62         | 7         | 0        |
| 1991-92       | 78         | 7         | 35         | 42         | 66         | 3         | 1        |
| 1992-93       | 83         | 14        | 40         | 54         | 66         | 6         | 0        |
| 1993-94       | 66         | 8         | 24         | 32         | 63         | 3         | 1        |
| 1994-95       | 41         | 4         | 12         | 16         | 18         | 1         | 0        |
| <b>TOTALS</b> | <b>702</b> | <b>83</b> | <b>316</b> | <b>399</b> | <b>534</b> | <b>33</b> | <b>3</b> |

| PLAYOFFS      | GP        | G         | A         | PTS       | PIM       | PP       | SH       |
|---------------|-----------|-----------|-----------|-----------|-----------|----------|----------|
| 1988          | 20        | 3         | 7         | 10        | 14        | 3        | 0        |
| 1990          | 6         | 1         | 5         | 6         | 6         | 0        | 0        |
| 1991          | 7         | 1         | 2         | 3         | 12        | 1        | 0        |
| 1992          | 7         | 0         | 4         | 4         | 2         | 0        | 0        |
| 1993          | 5         | 1         | 3         | 4         | 4         | 0        | 1        |
| 1994          | 20        | 3         | 5         | 8         | 12        | 2        | 0        |
| 1995          | 17        | 1         | 6         | 7         | 8         | 1        | 0        |
| <b>TOTALS</b> | <b>82</b> | <b>10</b> | <b>32</b> | <b>42</b> | <b>58</b> | <b>7</b> | <b>1</b> |

| YEAR          | GP       | G        | A        | PTS      | PIM      | PP       | SH       |
|---------------|----------|----------|----------|----------|----------|----------|----------|
| 2009-10       | 3        | 0        | 1        | 1        | 4        | 0        | 0        |
| 2010-11       | 4        | 0        | 0        | 0        | 0        | 0        | 0        |
| <b>TOTALS</b> | <b>7</b> | <b>0</b> | <b>1</b> | <b>1</b> | <b>4</b> | <b>0</b> | <b>0</b> |

| YEAR          | GP          | G          | A          | PTS         | PIM        | PP         | SH        |
|---------------|-------------|------------|------------|-------------|------------|------------|-----------|
| 1995-96       | 1           | 0          | 0          | 0           | 0          | 0          | 0         |
| 1996-97       | 17          | 2          | 3          | 5           | 2          | 0          | 0         |
| 1997-98       | 74          | 18         | 19         | 37          | 28         | 5          | 0         |
| 1998-99       | 74          | 17         | 33         | 50          | 34         | 3          | 0         |
| 1999-00       | 72          | 35         | 37         | 72          | 58         | 9          | 0         |
| 2000-01       | 82          | 40         | 56         | 96          | 51         | 8          | 3         |
| 2001-02       | 75          | 29         | 32         | 61          | 36         | 8          | 1         |
| 2002-03       | 81          | 28         | 29         | 57          | 22         | 6          | 0         |
| 2003-04       | 82          | 38         | 43         | 81          | 44         | 9          | 3         |
| 2005-06       | 38          | 16         | 29         | 45          | 20         | 6          | 0         |
| 2006-07       | 75          | 21         | 48         | 69          | 38         | 8          | 0         |
| 2007-08       | 74          | 20         | 35         | 55          | 38         | 7          | 0         |
| 2008-09       | 77          | 31         | 47         | 78          | 32         | 12         | 2         |
| 2009-10       | 58          | 19         | 29         | 48          | 40         | 3          | 1         |
| 2010-11       | 81          | 21         | 41         | 62          | 16         | 7          | 1         |
| 2011-12       | 81          | 26         | 52         | 78          | 16         | 8          | 2         |
| 2012-13       | 48          | 14         | 22         | 36          | 22         | 5          | 1         |
| 2013-14       | 65          | 18         | 35         | 53          | 30         | 4          | 2         |
| 2014-15       | 69          | 13         | 21         | 34          | 12         | 5          | 0         |
| 2015-16       | 16          | 2          | 6          | 8           | 10         | 0          | 0         |
| <b>TOTALS</b> | <b>1240</b> | <b>408</b> | <b>617</b> | <b>1025</b> | <b>549</b> | <b>113</b> | <b>16</b> |

| PLAYOFFS      | GP         | G         | A         | PTS        | PIM       | PP        | SH       |
|---------------|------------|-----------|-----------|------------|-----------|-----------|----------|
| 1997          | 8          | 2         | 3         | 5          | 4         | 1         | 0        |
| 1998          | 4          | 0         | 1         | 1          | 0         | 0         | 0        |
| 1999          | 7          | 0         | 5         | 6          | 0         | 0         | 0        |
| 2000          | 23         | 7         | 13        | 20         | 9         | 2         | 1        |
| 2001          | 25         | 9         | 14        | 23         | 10        | 3         | 1        |
| 2002          | 6          | 2         | 4         | 6          | 6         | 2         | 0        |
| 2003          | 24         | 5         | 8         | 13         | 26        | 2         | 0        |
| 2004          | 5          | 3         | 2         | 5          | 2         | 1         | 0        |
| 2006          | 9          | 6         | 10        | 16         | 4         | 4         | 0        |
| 2007          | 10         | 1         | 9         | 10         | 4         | 1         | 0        |
| 2008          | 5          | 4         | 2         | 6          | 4         | 3         | 0        |
| 2009          | 7          | 1         | 2         | 3          | 2         | 0         | 0        |
| 2010          | 5          | 0         | 4         | 4          | 2         | 0         | 0        |
| 2012          | 24         | 5         | 3         | 8          | 10        | 2         | 0        |
| <b>TOTALS</b> | <b>162</b> | <b>45</b> | <b>80</b> | <b>125</b> | <b>89</b> | <b>21</b> | <b>2</b> |

| YEAR    | GP | G | A | PTS | PIM | PP | SH |
|---------|----|---|---|-----|-----|----|----|
| 1996-97 | 20 | 2 | 5 | 7   | 6   | 1  | 0  |

| PLAYOFFS | GP | G | A | PTS | PIM | PP | SH |
|----------|----|---|---|-----|-----|----|----|
| 1997     | 10 | 0 | 3 | 3   | 10  | 0  | 0  |

## DAVID EMMA

| YEAR          | GP        | G        | A        | PTS       | PIM      | PP       | SH       |
|---------------|-----------|----------|----------|-----------|----------|----------|----------|
| 1992-93       | 2         | 0        | 0        | 0         | 0        | 0        | 0        |
| 1993-94       | 15        | 5        | 5        | 10        | 2        | 1        | 0        |
| 1994-95       | 6         | 0        | 1        | 1         | 0        | 0        | 0        |
| <b>TOTALS</b> | <b>23</b> | <b>5</b> | <b>6</b> | <b>11</b> | <b>2</b> | <b>1</b> | <b>0</b> |

## JIM FAHEY

| YEAR    | GP | G | A | PTS | PIM | PP | SH |
|---------|----|---|---|-----|-----|----|----|
| 2006-07 | 13 | 0 | 1 | 1   | 2   | 0  | 0  |

## BOBBY FARNHAM

| YEAR    | GP | G | A | PTS | PIM | PP | SH |
|---------|----|---|---|-----|-----|----|----|
| 2015-16 | 50 | 8 | 2 | 10  | 92  | 0  | 0  |

## MARK FAYNE

| YEAR          | GP         | G         | A         | PTS       | PIM       | PP       | SH       |
|---------------|------------|-----------|-----------|-----------|-----------|----------|----------|
| 2010-11       | 57         | 4         | 10        | 14        | 27        | 0        | 0        |
| 2011-12       | 82         | 4         | 13        | 17        | 26        | 0        | 0        |
| 2012-13       | 31         | 1         | 5         | 6         | 16        | 0        | 1        |
| 2013-14       | 72         | 4         | 7         | 11        | 30        | 0        | 1        |
| <b>TOTALS</b> | <b>242</b> | <b>13</b> | <b>35</b> | <b>48</b> | <b>99</b> | <b>0</b> | <b>2</b> |
| PLAYOFFS      | GP         | G         | A         | PTS       | PIM       | PP       | SH       |
| 2012          | 24         | 0         | 3         | 3         | 6         | 0        | 0        |

## VIACHESLAV FETISOV

| YEAR          | GP         | G         | A          | PTS        | PIM        | PP       | SH       |
|---------------|------------|-----------|------------|------------|------------|----------|----------|
| 1989-90       | 72         | 8         | 34         | 42         | 52         | 2        | 0        |
| 1990-91       | 67         | 3         | 16         | 19         | 62         | 1        | 0        |
| 1991-92       | 70         | 3         | 23         | 26         | 108        | 0        | 0        |
| 1992-93       | 76         | 4         | 23         | 27         | 158        | 1        | 1        |
| 1993-94       | 52         | 1         | 14         | 15         | 30         | 0        | 0        |
| 1994-95       | 4          | 0         | 1          | 1          | 0          | 0        | 0        |
| <b>TOTALS</b> | <b>341</b> | <b>19</b> | <b>111</b> | <b>130</b> | <b>410</b> | <b>4</b> | <b>1</b> |

| PLAYOFFS | GP | G | A | PTS | PIM | PP | SH |
|----------|----|---|---|-----|-----|----|----|
| 1990     | 6  | 0 | 2 | 2   | 10  | 0  | 0  |

|               |           |          |          |          |           |          |          |
|---------------|-----------|----------|----------|----------|-----------|----------|----------|
| 1991          | 7         | 0        | 0        | 0        | 17        | 0        | 0        |
| 1992          | 6         | 0        | 3        | 3        | 8         | 0        | 0        |
| 1993          | 5         | 0        | 2        | 2        | 4         | 0        | 0        |
| 1994          | 14        | 1        | 0        | 1        | 8         | 0        | 0        |
| <b>TOTALS</b> | <b>38</b> | <b>1</b> | <b>7</b> | <b>8</b> | <b>47</b> | <b>0</b> | <b>0</b> |

## VERNON FIDDLER

| YEAR    | GP | G | A | PTS | PIM | PP | SH |
|---------|----|---|---|-----|-----|----|----|
| 2016-17 | 39 | 1 | 2 | 3   | 29  | 0  | 1  |

## LARRY FLOYD

| YEAR          | GP        | G        | A        | PTS      | PIM      | PP       | SH       |
|---------------|-----------|----------|----------|----------|----------|----------|----------|
| 1982-83       | 5         | 1        | 0        | 1        | 2        | 0        | 0        |
| 1983-84       | 7         | 1        | 3        | 4        | 7        | 0        | 0        |
| <b>TOTALS</b> | <b>12</b> | <b>2</b> | <b>3</b> | <b>5</b> | <b>9</b> | <b>0</b> | <b>0</b> |

## COREY FOSTER

| YEAR    | GP | G | A | PTS | PIM | PP | SH |
|---------|----|---|---|-----|-----|----|----|
| 1988-89 | 2  | 0 | 0 | 0   | 0   | 0  | 0  |

## DWIGHT FOSTER

| YEAR    | GP | G | A | PTS | PIM | PP | SH |
|---------|----|---|---|-----|-----|----|----|
| 1982-83 | 4  | 0 | 0 | 0   | 2   | 0  | 0  |

## KURTIS FOSTER

| YEAR    | GP | G | A | PTS | PIM | PP | SH |
|---------|----|---|---|-----|-----|----|----|
| 2011-12 | 28 | 3 | 9 | 12  | 23  | 2  | 0  |

## MARK FRASER

| YEAR          | GP         | G        | A        | PTS       | PIM        | PP       | SH       |
|---------------|------------|----------|----------|-----------|------------|----------|----------|
| 2006-07       | 7          | 0        | 0        | 0         | 7          | 0        | 0        |
| 2009-10       | 61         | 3        | 3        | 6         | 36         | 0        | 0        |
| 2010-11       | 26         | 0        | 2        | 2         | 29         | 0        | 0        |
| 2011-12       | 4          | 0        | 0        | 0         | 14         | 0        | 0        |
| 2014-15       | 34         | 0        | 4        | 4         | 55         | 0        | 0        |
| <b>TOTALS</b> | <b>132</b> | <b>3</b> | <b>9</b> | <b>12</b> | <b>141</b> | <b>0</b> | <b>0</b> |
| PLAYOFFS      | GP         | G        | A        | PTS       | PIM        | PP       | SH       |
| 2010          | 1          | 0        | 0        | 0         | 0          | 0        | 0        |

## JEFF FRIESEN

| YEAR          | GP         | G         | A         | PTS       | PIM       | PP       | SH       |
|---------------|------------|-----------|-----------|-----------|-----------|----------|----------|
| 2002-03       | 81         | 23        | 28        | 51        | 26        | 3        | 0        |
| 2003-04       | 81         | 17        | 20        | 37        | 26        | 5        | 0        |
| <b>TOTALS</b> | <b>162</b> | <b>40</b> | <b>48</b> | <b>88</b> | <b>52</b> | <b>8</b> | <b>0</b> |
| PLAYOFFS      | GP         | G         | A         | PTS       | PIM       | PP       | SH       |
| 2003          | 24         | 10        | 4         | 14        | 6         | 1        | 0        |
| 2004          | 5          | 0         | 0         | 0         | 4         | 0        | 0        |
| <b>TOTALS</b> | <b>29</b>  | <b>10</b> | <b>4</b>  | <b>14</b> | <b>10</b> | <b>1</b> | <b>0</b> |

## KURTIS GABRIEL

| YEAR    | GP | G | A | PTS | PIM | PP | SH |
|---------|----|---|---|-----|-----|----|----|
| 2018-19 | 22 | 2 | 2 | 4   | 59  | 0  | 0  |

## PAUL GAGNE

| YEAR          | GP         | G         | A         | PTS        | PIM       | PP        | SH       |
|---------------|------------|-----------|-----------|------------|-----------|-----------|----------|
| 1982-83       | 53         | 14        | 15        | 29         | 13        | 4         | 0        |
| 1983-84       | 66         | 14        | 18        | 32         | 33        | 3         | 0        |
| 1984-85       | 79         | 24        | 19        | 43         | 28        | 3         | 0        |
| 1985-86       | 47         | 19        | 19        | 38         | 14        | 4         | 0        |
| <b>TOTALS</b> | <b>245</b> | <b>71</b> | <b>71</b> | <b>142</b> | <b>88</b> | <b>14</b> | <b>0</b> |

## BRUCE GARDINER

| YEAR    | GP | G | A | PTS | PIM | PP | SH |
|---------|----|---|---|-----|-----|----|----|
| 2001-02 | 7  | 2 | 1 | 3   | 2   | 1  | 0  |

## LUKE GAZDIC

| YEAR    | GP | G | A | PTS | PIM | PP | SH |
|---------|----|---|---|-----|-----|----|----|
| 2016-17 | 11 | 0 | 0 | 0   | 12  | 0  | 0  |

## ERIC GELINAS

| YEAR          | GP         | G         | A         | PTS       | PIM       | PP       | SH       |
|---------------|------------|-----------|-----------|-----------|-----------|----------|----------|
| 2012-13       | 1          | 0         | 0         | 0         | 0         | 0        | 0        |
| 2013-14       | 60         | 7         | 22        | 29        | 22        | 5        | 0        |
| 2014-15       | 61         | 6         | 13        | 19        | 42        | 3        | 0        |
| 2015-16       | 34         | 1         | 5         | 6         | 16        | 1        | 0        |
| <b>TOTALS</b> | <b>156</b> | <b>14</b> | <b>40</b> | <b>54</b> | <b>80</b> | <b>9</b> | <b>0</b> |

## BRIAN GIBBONS

| YEAR     | GP | G  | A  | PTS | PIM | PP | SH |
|----------|----|----|----|-----|-----|----|----|
| 2017-18  | 59 | 12 | 14 | 26  | 20  | 0  | 3  |
| PLAYOFFS | GP | G  | A  | PTS | PIM | PP | SH |
| 2018     | 2  | 0  | 0  | 0   | 0   | 0  | 0  |

## DOUG GILMOUR

| YEAR          | GP        | G         | A         | PTS       | PIM       | PP       | SH       |
|---------------|-----------|-----------|-----------|-----------|-----------|----------|----------|
| 1996-97       | 20        | 7         | 15        | 22        | 22        | 2        | 0        |
| 1997-98       | 63        | 13        | 40        | 53        | 68        | 3        | 0        |
| <b>TOTALS</b> | <b>83</b> | <b>20</b> | <b>55</b> | <b>75</b> | <b>90</b> | <b>5</b> | <b>0</b> |
| PLAYOFFS      | GP        | G         | A         | PTS       | PIM       | PP       | SH       |
| 1997          | 10        | 0         | 4         | 4         | 14        | 0        | 0        |
| 1998          | 6         | 5         | 2         | 7         | 4         | 1        | 0        |
| <b>TOTALS</b> | <b>16</b> | <b>5</b>  | <b>6</b>  | <b>11</b> | <b>18</b> | <b>1</b> | <b>0</b> |

## BRIAN GIONTA

| YEAR          | GP         | G          | A          | PTS        | PIM        | PP        | SH       |
|---------------|------------|------------|------------|------------|------------|-----------|----------|
| 2001-02       | 33         | 4          | 7          | 11         | 8          | 0         | 0        |
| 2002-03       | 58         | 12         | 13         | 25         | 23         | 2         | 0        |
| 2003-04       | 75         | 21         | 8          | 29         | 36         | 0         | 0        |
| 2005-06       | 82         | 48         | 41         | 89         | 46         | 24        | 1        |
| 2006-07       | 62         | 25         | 20         | 45         | 36         | 11        | 0        |
| 2007-08       | 82         | 22         | 31         | 53         | 46         | 8         | 1        |
| 2008-09       | 81         | 20         | 40         | 60         | 32         | 3         | 3        |
| <b>TOTALS</b> | <b>473</b> | <b>152</b> | <b>160</b> | <b>312</b> | <b>227</b> | <b>48</b> | <b>5</b> |

| PLAYOFFS | GP | G | A | PTS | PIM | PP | SH |
|----------|----|---|---|-----|-----|----|----|
| 2002     | 6  | 2 | 2 | 4   | 0   | 0  | 1  |

|               |           |           |           |           |           |          |          |
|---------------|-----------|-----------|-----------|-----------|-----------|----------|----------|
| 2003          | 24        | 1         | 8         | 9         | 6         | 0        | 0        |
| 2004          | 5         | 2         | 3         | 5         | 0         | 1        | 0        |
| 2006          | 9         | 3         | 4         | 7         | 2         | 1        | 1        |
| 2007          | 11        | 8         | 1         | 9         | 4         | 3        | 0        |
| 2008          | 5         | 1         | 0         | 1         | 2         | 0        | 0        |
| 2009          | 7         | 2         | 3         | 5         | 4         | 0        | 0        |
| <b>TOTALS</b> | <b>67</b> | <b>19</b> | <b>21</b> | <b>40</b> | <b>18</b> | <b>5</b> | <b>2</b> |

## STEPHEN GIONTA

| YEAR          | GP         | G         | A         | PTS       | PIM       | PP       | SH       |
|---------------|------------|-----------|-----------|-----------|-----------|----------|----------|
| 2010-11       | 12         | 0         | 0         | 0         | 6         | 0        | 0        |
| 2011-12       | 1          | 0         | 0         | 0         | 0         | 0        | 0        |
| 2012-13       | 48         | 4         | 10        | 14        | 14        | 0        | 0        |
| 2013-14       | 66         | 4         | 7         | 11        | 18        | 0        | 1        |
| 2014-15       | 61         | 5         | 8         | 13        | 12        | 0        | 0        |
| 2015-16       | 82         | 1         | 10        | 11        | 43        | 0        | 0        |
| <b>TOTALS</b> | <b>270</b> | <b>15</b> | <b>35</b> | <b>50</b> | <b>93</b> | <b>0</b> | <b>1</b> |

| PLAYOFFS | GP | G | A | PTS | PIM | PP | SH |
|----------|----|---|---|-----|-----|----|----|
| 2012     | 24 | 3 | 4 | 7   | 4   | 0  | 0  |

## RAYMOND GIROUX

| YEAR          | GP        | G        | A        | PTS      | PIM       | PP       | SH       |
|---------------|-----------|----------|----------|----------|-----------|----------|----------|
| 2002-03       | 11        | 0        | 1        | 1        | 6         | 0        | 0        |
| 2003-04       | 11        | 0        | 3        | 3        | 4         | 0        | 0        |
| <b>TOTALS</b> | <b>22</b> | <b>0</b> | <b>4</b> | <b>4</b> | <b>10</b> | <b>0</b> | <b>0</b> |
| PLAYOFFS      | GP        | G        | A        | PTS      | PIM       | PP       | SH       |
| 2004          | 4         | 0        | 0        | 0        | 0         | 0        | 0        |

## SASCHA GOC

| YEAR          | GP        | G        | A        | PTS      | PIM      | PP       | SH       |
|---------------|-----------|----------|----------|----------|----------|----------|----------|
| 2000-01       | 11        | 0        | 0        | 0        | 4        | 0        | 0        |
| 2001-02       | 2         | 0        | 0        | 0        | 0        | 0        | 0        |
| <b>TOTALS</b> | <b>13</b> | <b>0</b> | <b>0</b> | <b>0</b> | <b>4</b> | <b>0</b> | <b>0</b> |

## SCOTT GOMEZ

| YEAR    | GP | G  | A  | PTS | PIM | PP | SH |
|---------|----|----|----|-----|-----|----|----|
| 1999-00 | 82 | 19 | 51 | 70  | 78  | 7  | 0  |
| 2000-01 | 76 | 14 | 49 | 63  | 46  | 2  | 0  |
| 2001-02 | 76 | 10 | 38 | 48  | 36  | 1  | 0  |
| 2002-03 | 80 | 13 | 42 | 55  | 48  | 2  | 0  |
| 2003-04 | 80 | 14 | 56 | 70  | 70  | 3  | 0  |
| 2005-06 | 82 | 33 | 51 | 84  | 42  | 9  | 0  |
| 2006-07 | 72 | 13 | 47 | 60  | 42  | 4  | 0  |
| 2014-15 | 58 | 7  | 27 | 34  | 23  | 0  | 0  |
|         |    |    |    |     |     |    |    |

## MICHAEL GRABNER

| YEAR                       | GP         | G         | A         | PTS       | PIM       | PP       | SH       |
|----------------------------|------------|-----------|-----------|-----------|-----------|----------|----------|
| 2017-18                    | 21         | 2         | 3         | 5         | 4         | 0        | 1        |
| <b>MARC-ANDRE GRAGNANI</b> |            |           |           |           |           |          |          |
| YEAR                       | GP         | G         | A         | PTS       | PIM       | PP       | SH       |
| 2015-16                    | 4          | 0         | 0         | 0         | 2         | 0        | 0        |
| <b>RYAN GRAVES</b>         |            |           |           |           |           |          |          |
| YEAR                       | GP         | G         | A         | PTS       | PIM       | PP       | SH       |
| 2021-22                    | 75         | 6         | 22        | 28        | 24        | 0        | 0        |
| 2022-23                    | 78         | 8         | 18        | 26        | 28        | 0        | 0        |
| <b>TOTALS</b>              | <b>153</b> | <b>14</b> | <b>40</b> | <b>54</b> | <b>52</b> | <b>0</b> | <b>0</b> |
| PLAYOFFS                   | GP         | G         | A         | PTS       | PIM       | PP       | SH       |
| 2022-23                    | 10         | 0         | 1         | 1         | 4         | 0        | 0        |

## ANDY GREENE

| YEAR          | GP         | G         | A          | PTS        | PIM        | PP        | SH       |
|---------------|------------|-----------|------------|------------|------------|-----------|----------|
| 2006-07       | 23         | 1         | 5          | 6          | 6          | 1         | 0        |
| 2007-08       | 59         | 2         | 8          | 10         | 22         | 2         | 0        |
| 2008-09       | 49         | 2         | 7          | 9          | 22         | 0         | 0        |
| 2009-10       | 78         | 6         | 31         | 37         | 14         | 4         | 0        |
| 2010-11       | 82         | 4         | 19         | 23         | 22         | 1         | 0        |
| 2011-12       | 56         | 1         | 15         | 16         | 16         | 0         | 0        |
| 2012-13       | 48         | 4         | 12         | 16         | 20         | 2         | 1        |
| 2013-14       | 82         | 8         | 24         | 32         | 32         | 3         | 0        |
| 2014-15       | 82         | 3         | 19         | 22         | 20         | 0         | 0        |
| 2015-16       | 82         | 4         | 19         | 13         | 26         | 1         | 0        |
| 2016-17       | 66         | 4         | 9          | 13         | 8          | 1         | 1        |
| 2017-18       | 81         | 3         | 10         | 13         | 21         | 0         | 0        |
| 2018-19       | 82         | 5         | 20         | 25         | 16         | 0         | 0        |
| 2019-20       | 53         | 2         | 9          | 11         | 14         | 0         | 0        |
| <b>TOTALS</b> | <b>923</b> | <b>49</b> | <b>197</b> | <b>246</b> | <b>259</b> | <b>15</b> | <b>2</b> |
| PLAYOFFS      | GP         | G         | A          | PTS        | PIM        | PP        | SH       |
| 2007          | 11         | 2         | 0          | 3          | 2          | 0         | 0        |
| 2008          | 2          | 0         | 0          | 0          | 0          | 0         | 0        |
| 2009          | 3          | 0         | 1          | 1          | 0          | 0         | 0        |
| 2010          | 5          | 1         | 1          | 2          | 6          | 1         | 0        |
| 2012          | 24         | 0         | 1          | 1          | 8          | 0         | 0        |
| 2018          | 5          | 0         | 2          | 2          | 6          | 0         | 0        |
| <b>TOTALS</b> | <b>50</b>  | <b>3</b>  | <b>6</b>   | <b>9</b>   | <b>22</b>  | <b>1</b>  | <b>0</b> |

## STANISLAV GRON

| YEAR    | GP | G | A | PTS | PIM | PP | SH |
|---------|----|---|---|-----|-----|----|----|
| 2000-01 | 1  | 0 | 0 | 0   | 0   | 0  | 0  |

## BILL GUERIN

| YEAR          | GP         | G          | A          | PTS        | PIM        | PP        | SH       |
|---------------|------------|------------|------------|------------|------------|-----------|----------|
| 1991-92       | 5          | 0          | 1          | 1          | 9          | 0         | 0        |
| 1992-93       | 65         | 14         | 20         | 34         | 63         | 0         | 0        |
| 1993-94       | 85         | 25         | 19         | 44         | 101        | 2         | 0        |
| 1994-95       | 48         | 12         | 13         | 25         | 72         | 4         | 0        |
| 1995-96       | 80         | 23         | 30         | 53         | 116        | 8         | 0        |
| 1996-97       | 82         | 29         | 18         | 47         | 95         | 7         | 0        |
| 1997-98       | 19         | 5          | 5          | 10         | 13         | 1         | 0        |
| <b>TOTALS</b> | <b>380</b> | <b>108</b> | <b>106</b> | <b>214</b> | <b>469</b> | <b>22</b> | <b>0</b> |
| PLAYOFFS      | GP         | G          | A          | PTS        | PIM        | PP        | SH       |
| 1992          | 6          | 3          | 0          | 3          | 4          | 0         | 0        |
| 1993          | 5          | 1          | 1          | 2          | 4          | 0         | 0        |
| 1994          | 17         | 2          | 1          | 3          | 35         | 0         | 0        |
| 1995          | 20         | 3          | 8          | 11         | 30         | 1         | 0        |
| 1997          | 8          | 2          | 1          | 3          | 18         | 1         | 0        |
| <b>TOTALS</b> | <b>56</b>  | <b>11</b>  | <b>11</b>  | <b>22</b>  | <b>91</b>  | <b>2</b>  | <b>0</b> |

## STEVE GUOLLA

| YEAR    | GP | G | A | PTS | PIM | PP | SH |
|---------|----|---|---|-----|-----|----|----|
| 2002-03 | 12 | 2 | 0 | 2   | 2   | 0  | 0  |

## NIKITA GUSEV

| YEAR          | GP        | G         | A         | PTS       | PIM       | PP       | SH       |
|---------------|-----------|-----------|-----------|-----------|-----------|----------|----------|
| 2019-20       | 66        | 13        | 31        | 44        | 12        | 5        | 0        |
| 2020-21       | 20        | 2         | 3         | 5         | 0         | 0        | 0        |
| <b>TOTALS</b> | <b>86</b> | <b>15</b> | <b>34</b> | <b>49</b> | <b>12</b> | <b>5</b> | <b>0</b> |

## DAVID HALE

| YEAR          | GP         | G        | A        | PTS      | PIM        | PP       | SH       |
|---------------|------------|----------|----------|----------|------------|----------|----------|
| 2003-04       | 65         | 0        | 4        | 4        | 72         | 0        | 0        |
| 2005-06       | 38         | 0        | 4        | 4        | 21         | 0        | 0        |
| 2006-07       | 43         | 0        | 1        | 1        | 26         | 0        | 0        |
| <b>TOTALS</b> | <b>146</b> | <b>0</b> | <b>9</b> | <b>9</b> | <b>119</b> | <b>0</b> | <b>0</b> |
| PLAYOFFS      | GP         | G        | A        | PTS      | PIM        | PP       | SH       |
| 2004          | 1          | 0        | 0        | 0        | 0          | 0        | 0        |
| 2006          | 8          | 0        | 2        | 2        | 12         | 0        | 0        |
| <b>TOTALS</b> | <b>9</b>   | <b>0</b> | <b>2</b> | <b>2</b> | <b>12</b>  | <b>0</b> | <b>0</b> |

## MATT HALISCHUK

| YEAR          | GP        | G        | A        | PTS      | PIM      | PP       | SH       |
|---------------|-----------|----------|----------|----------|----------|----------|----------|
| 2008-09       | 1         | 0        | 1        | 1        | 0        | 0        | 0        |
| 2009-10       | 20        | 1        | 1        | 2        | 2        | 0        | 0        |
| <b>TOTALS</b> | <b>21</b> | <b>1</b> | <b>2</b> | <b>3</b> | <b>2</b> | <b>0</b> | <b>0</b> |

## TAYLOR HALL

| YEAR          | GP         | G         | A          | PTS        | PIM        | PP        | SH       |
|---------------|------------|-----------|------------|------------|------------|-----------|----------|
| 2016-17       | 72         | 20        | 33         | 53         | 32         | 7         | 0        |
| 2017-18       | 76         | 39        | 54         | 93         | 34         | 13        | 1        |
| 2018-19       | 33         | 11        | 26         | 37         | 16         | 1         | 0        |
| 2019-20       | 30         | 6         | 19         | 25         | 20         | 4         | 0        |
| <b>TOTALS</b> | <b>211</b> | <b>76</b> | <b>132</b> | <b>208</b> | <b>102</b> | <b>23</b> | <b>1</b> |
| PLAYOFFS      | GP         | G         | A          | PTS        | PIM        | PP        | SH       |
| 2018          | 5          | 2         | 4          | 6          | 6          | 0         | 0        |

## BEN HANKINSON

| YEAR          | GP        | G        | A        | PTS      | PIM       | PP       | SH       |
|---------------|-----------|----------|----------|----------|-----------|----------|----------|
| 1992-93       | 4         | 2        | 1        | 3        | 9         | 0        | 0        |
| 1993-94       | 13        | 1        | 0        | 1        | 23        | 0        | 0        |
| 1994-95       | 8         | 0        | 0        | 0        | 7         | 0        | 0        |
| <b>TOTALS</b> | <b>25</b> | <b>3</b> | <b>1</b> | <b>4</b> | <b>39</b> | <b>0</b> | <b>0</b> |
| PLAYOFFS      | GP        | G        | A        | PTS      | PIM       | PP       | SH       |
| 1994          | 2         | 1        | 0        | 1        | 4         | 0        | 0        |

## PETER HARROLD

| YEAR          | GP         | G        | A         | PTS       | PIM       | PP       | SH       |
|---------------|------------|----------|-----------|-----------|-----------|----------|----------|
| 2011-12       | 11         | 0        | 2         | 2         | 0         | 0        | 0        |
| 2012-13       | 23         | 2        | 3         | 5         | 6         | 1        | 0        |
| 2013-14       | 33         | 0        | 4         | 4         | 14        | 0        | 0        |
| 2014-15       | 43         | 3        | 2         | 5         | 4         | 0        | 0        |
| <b>TOTALS</b> | <b>110</b> | <b>5</b> | <b>11</b> | <b>16</b> | <b>24</b> | <b>1</b> | <b>0</b> |
| PLAYOFFS      | GP         | G        | A         | PTS       | PIM       | PP       | SH       |
| 2012          | 17         | 0        | 4         | 4         | 6         | 0        | 0        |

## NICLAS HAVELID

| YEAR     | GP | G | A | PTS | PIM | PP | SH |
|----------|----|---|---|-----|-----|----|----|
| 2008-09  | 15 | 0 | 4 | 4   | 6   | 0  | 0  |
| PLAYOFFS | GP | G | A | PTS | PIM | PP | SH |
| 2009     | 7  | 0 | 1 | 1   | 2   | 0  | 0  |

## MARTIN HAVLAT

| YEAR    | GP | G | A | PTS | PIM | PP | SH |
|---------|----|---|---|-----|-----|----|----|
| 2014-15 | 40 | 5 | 9 | 14  | 10  | 3  | 0  |

## JOHN HAYDEN

| YEAR    | GP | G | A | PTS | PIM | PP | SH |
|---------|----|---|---|-----|-----|----|----|
| 2019-20 | 43 | 3 | 1 | 4   | 77  | 0  | 0  |

## JIMMY HAYES

| YEAR    | GP | G | A | PTS | PIM | PP | SH |
|---------|----|---|---|-----|-----|----|----|
| 2017-18 | 33 | 3 | 6 | 9   | 6   | 1  | 0  |

## SETH HELGESON

| YEAR          | GP        | G        | A        | PTS      | PIM       | PP       | SH       |
|---------------|-----------|----------|----------|----------|-----------|----------|----------|
| 2014-15       | 22        | 0        | 2        | 2        | 18        | 0        | 0        |
| 2015-16       | 19        | 0        | 1        | 1        | 17        | 0        | 0        |
| 2016-17       | 9         | 1        | 0        | 1        | 15        | 0        | 0        |
| <b>TOTALS</b> | <b>50</b> | <b>1</b> | <b>3</b> | <b>4</b> | <b>50</b> | <b>0</b> | <b>0</b> |

## ALAN HEPPLER

| YEAR          | GP       | G        | A        | PTS      | PIM      | PP       | SH       |
|---------------|----------|----------|----------|----------|----------|----------|----------|
| 1983-84       | 1        | 0        | 0        | 0        | 7        | 0        | 0        |
| 1984-85       | 1        | 0        | 0        | 0        | 0        | 0        | 0        |
| 1985-86       | 1        | 0        | 0        | 0        | 0        | 0        | 0        |
| <b>TOTALS</b> | <b>3</b> | <b>0</b> | <b>0</b> | <b>0</b> | <b>7</b> | <b>0</b> | <b>0</b> |

## ADAM HENRIQUE

| YEAR          | GP         | G          | A          | PTS        | PIM        | PP        | SH        |
|---------------|------------|------------|------------|------------|------------|-----------|-----------|
| 2011-12       | 74         | 16         | 35         | 51         | 7          | 0         | 4         |
| 2012-13       | 42         | 11         | 5          | 16         | 16         | 3         | 2         |
| 2013-14       | 77         | 25         | 18         | 43         | 20         | 7         | 3         |
| 2014-15       | 75         | 16         | 27         | 43         | 34         | 5         | 0         |
| 2015-16       | 80         | 30         | 20         | 50         | 23         | 7         | 2         |
| 2016-17       | 82         | 20         | 20         | 40         | 38         | 6         | 2         |
| 2017-18       | 24         | 4          | 10         | 14         | 6          | 2         | 0         |
| <b>TOTALS</b> | <b>454</b> | <b>122</b> | <b>135</b> | <b>257</b> | <b>144</b> | <b>30</b> | <b>13</b> |
| PLAYOFFS      | GP         | G          | A          | PTS        | PIM        | PP        | SH        |
| 2012          | 24         | 5          | 8          | 13         | 11         | 0         | 0         |

## ULI HIEMER

| YEAR          | GP         | G         | A         | PTS       | PIM        | PP        | SH       |
|---------------|------------|-----------|-----------|-----------|------------|-----------|----------|
| 1984-85       | 53         | 5         | 24        | 29        | 70         | 3         | 0        |
| 1985-86       | 50         | 8         | 16        | 24        | 61         | 6         | 0        |
| 1986-87       | 40         | 6         | 14        | 20        | 45         | 2         | 0        |
| <b>TOTALS</b> | <b>143</b> | <b>19</b> | <b>54</b> | <b>73</b> | <b>176</b> | <b>11</b> | <b>0</b> |

## TIM HIGGINS

| YEAR          | GP         | G         | A         | PTS        | PIM        | PP        | SH       |
|---------------|------------|-----------|-----------|------------|------------|-----------|----------|
| 1983-84       | 37         | 18        | 10        | 28         | 27         | 3         | 1        |
| 1984-85       | 71         | 19        | 29        | 48         | 30         | 5         | 0        |
| 1985-86       | 59         | 9         | 17        | 26         | 47         | 2         | 0        |
| <b>TOTALS</b> | <b>167</b> | <b>46</b> | <b>56</b> | <b>102</b> | <b>104</b> | <b>10</b> | <b>1</b> |

## BOB HOFFMEYER

| YEAR          | GP        | G        | A         | PTS       | PIM        | PP       | SH       |
|---------------|-----------|----------|-----------|-----------|------------|----------|----------|
| 1983-84       | 58        | 4        | 12        | 16        | 61         | 0        | 0        |
| 1984-85       | 37        | 1        | 6         | 7         | 65         | 0        | 0        |
| <b>TOTALS</b> | <b>95</b> | <b>5</b> | <b>18</b> | <b>23</b> | <b>126</b> | <b>0</b> | <b>0</b> |

## BOBBY HOLIK

| YEAR    | GP | G  | A  | PTS | PIM | PP | SH |
|---------|----|----|----|-----|-----|----|----|
| 1992-93 | 61 | 20 | 19 | 39  | 76  | 7  | 0  |
| 1993-94 | 70 | 13 | 20 | 33  | 72  | 2  | 0  |
| 1994-95 | 48 | 10 | 10 | 20  | 18  |    |    |

**PHIL HOUSLEY**

| YEAR    | GP | G | A  | PTS | PIM | PP | SH |
|---------|----|---|----|-----|-----|----|----|
| 1995-96 | 22 | 1 | 15 | 16  | 8   | 0  | 0  |

**GARRY HOWATT**

| YEAR    | GP | G | A | PTS | PIM | PP | SH |
|---------|----|---|---|-----|-----|----|----|
| 1982-83 | 38 | 1 | 4 | 5   | 114 | 0  | 0  |
| 1983-84 | 6  | 0 | 0 | 0   | 14  | 0  | 0  |

**TOTALS**

|  |    |   |   |   |     |   |   |
|--|----|---|---|---|-----|---|---|
|  | 44 | 1 | 4 | 5 | 128 | 0 | 0 |
|--|----|---|---|---|-----|---|---|

**JAN HRDINA**

| YEAR    | GP | G | A | PTS | PIM | PP | SH |
|---------|----|---|---|-----|-----|----|----|
| 2003-04 | 13 | 1 | 6 | 7   | 10  | 0  | 0  |

| PLAYOFFS | GP | G | A | PTS | PIM | PP | SH |
|----------|----|---|---|-----|-----|----|----|
| 2004     | 5  | 2 | 0 | 2   | 2   | 0  | 0  |

**CALE HULSE**

| YEAR    | GP | G | A | PTS | PIM | PP | SH |
|---------|----|---|---|-----|-----|----|----|
| 1995-96 | 8  | 0 | 0 | 0   | 15  | 0  | 0  |

**JAMIE HUSCROFT**

| YEAR    | GP | G | A | PTS | PIM | PP | SH |
|---------|----|---|---|-----|-----|----|----|
| 1988-89 | 15 | 0 | 2 | 2   | 51  | 0  | 0  |
| 1989-90 | 42 | 2 | 3 | 5   | 149 | 0  | 0  |
| 1990-91 | 8  | 0 | 1 | 1   | 27  | 0  | 0  |

|               |    |   |   |   |     |   |   |
|---------------|----|---|---|---|-----|---|---|
| <b>TOTALS</b> | 65 | 2 | 6 | 8 | 227 | 0 | 0 |
|---------------|----|---|---|---|-----|---|---|

| PLAYOFFS | GP | G | A | PTS | PIM | PP | SH |
|----------|----|---|---|-----|-----|----|----|
| 1990     | 5  | 0 | 0 | 0   | 16  | 0  | 0  |
| 1991     | 5  | 0 | 0 | 0   | 6   | 0  | 0  |

|               |   |   |   |   |    |   |   |
|---------------|---|---|---|---|----|---|---|
| <b>TOTALS</b> | 8 | 0 | 0 | 0 | 22 | 0 | 0 |
|---------------|---|---|---|---|----|---|---|

**DAVE HUTCHISON**

| YEAR    | GP | G | A | PTS | PIM | PP | SH |
|---------|----|---|---|-----|-----|----|----|
| 1982-83 | 32 | 1 | 4 | 5   | 102 | 0  | 0  |

**JOSH JACOBS**

| YEAR    | GP | G | A | PTS | PIM | PP | SH |
|---------|----|---|---|-----|-----|----|----|
| 2018-19 | 1  | 0 | 0 | 0   | 0   | 0  | 0  |
| 2019-20 | 2  | 0 | 0 | 0   | 0   | 0  | 0  |

|               |   |   |   |   |   |   |   |
|---------------|---|---|---|---|---|---|---|
| <b>TOTALS</b> | 3 | 0 | 0 | 0 | 2 | 0 | 0 |
|---------------|---|---|---|---|---|---|---|

**JAROMIR JAGR**

| YEAR    | GP | G  | A  | PTS | PIM | PP | SH |
|---------|----|----|----|-----|-----|----|----|
| 2013-14 | 82 | 24 | 43 | 67  | 46  | 5  | 0  |
| 2014-15 | 57 | 11 | 18 | 29  | 42  | 2  | 0  |

|               |     |    |    |    |    |   |   |
|---------------|-----|----|----|----|----|---|---|
| <b>TOTALS</b> | 139 | 35 | 61 | 96 | 88 | 7 | 0 |
|---------------|-----|----|----|----|----|---|---|

**CAM JANSSEN**

| YEAR    | GP | G | A | PTS | PIM | PP | SH |
|---------|----|---|---|-----|-----|----|----|
| 2005-06 | 47 | 0 | 0 | 1   | 91  | 0  | 0  |
| 2006-07 | 48 | 1 | 0 | 1   | 114 | 0  | 0  |
| 2011-12 | 48 | 0 | 1 | 1   | 75  | 0  | 0  |
| 2012-13 | 4  | 0 | 0 | 0   | 12  | 0  | 0  |
| 2013-14 | 24 | 3 | 0 | 3   | 22  | 0  | 0  |

|               |     |   |   |   |     |   |   |
|---------------|-----|---|---|---|-----|---|---|
| <b>TOTALS</b> | 171 | 4 | 1 | 5 | 304 | 0 | 0 |
|---------------|-----|---|---|---|-----|---|---|

| PLAYOFFS | GP | G | A | PTS | PIM | PP | SH |
|----------|----|---|---|-----|-----|----|----|
| 2006     | 9  | 0 | 0 | 0   | 26  | 0  | 0  |

**JOHN JOHANSSON**

| YEAR    | GP | G | A | PTS | PIM | PP | SH |
|---------|----|---|---|-----|-----|----|----|
| 1983-84 | 5  | 0 | 0 | 0   | 0   | 0  | 0  |

**MARCUS JOHANSSON**

| YEAR    | GP | G  | A  | PTS | PIM | PP | SH |
|---------|----|----|----|-----|-----|----|----|
| 2017-18 | 29 | 5  | 9  | 14  | 14  | 1  | 0  |
| 2018-19 | 48 | 12 | 15 | 27  | 8   | 2  | 0  |

|               |    |    |    |    |    |   |   |
|---------------|----|----|----|----|----|---|---|
| <b>TOTALS</b> | 77 | 17 | 24 | 41 | 22 | 3 | 0 |
|---------------|----|----|----|----|----|---|---|

| PLAYOFFS | GP | G | A | PTS | PIM | PP | SH |
|----------|----|---|---|-----|-----|----|----|
| 2018     | 3  | 0 | 0 | 0   | 0   | 0  | 0  |

**MARK JOHNSON**

| YEAR    | GP | G  | A  | PTS | PIM | PP | SH |
|---------|----|----|----|-----|-----|----|----|
| 1985-86 | 80 | 21 | 41 | 62  | 16  | 6  | 1  |
| 1986-87 | 68 | 25 | 26 | 51  | 22  | 11 | 2  |
| 1987-88 | 54 | 14 | 19 | 33  | 14  | 2  | 3  |
| 1988-89 | 40 | 13 | 25 | 38  | 24  | 4  | 0  |
| 1989-90 | 63 | 16 | 29 | 45  | 12  | 4  | 0  |

|               |     |    |     |     |    |    |   |
|---------------|-----|----|-----|-----|----|----|---|
| <b>TOTALS</b> | 305 | 89 | 140 | 229 | 88 | 27 | 6 |
|---------------|-----|----|-----|-----|----|----|---|

| PLAYOFFS | GP | G  | A | PTS | PIM | PP | SH |
|----------|----|----|---|-----|-----|----|----|
| 1988     | 18 | 10 | 8 | 18  | 4   | 5  | 0  |
| 1990     | 2  | 0  | 0 | 0   | 0   | 0  | 0  |

|               |    |    |   |    |   |   |   |
|---------------|----|----|---|----|---|---|---|
| <b>TOTALS</b> | 20 | 10 | 8 | 18 | 4 | 5 | 0 |
|---------------|----|----|---|----|---|---|---|

**JACOB JOSEFSON**

| YEAR    | GP | G | A  | PTS | PIM | PP | SH |
|---------|----|---|----|-----|-----|----|----|
| 2010-11 | 28 | 3 | 7  | 10  | 6   | 0  | 0  |
| 2011-12 | 41 | 2 | 7  | 9   | 6   | 0  | 0  |
| 2012-13 | 22 | 1 | 2  | 3   | 2   | 0  | 0  |
| 2013-14 | 27 | 1 | 2  | 3   | 4   | 0  | 1  |
| 2014-15 | 62 | 6 | 5  | 11  | 24  | 0  | 3  |
| 2015-16 | 58 | 4 | 10 | 14  | 20  | 3  | 0  |
| 2016-17 | 38 | 1 | 9  | 10  | 16  | 0  | 0  |

|               |     |    |    |    |    |   |   |
|---------------|-----|----|----|----|----|---|---|
| <b>TOTALS</b> | 276 | 18 | 42 | 60 | 78 | 3 | 4 |
|---------------|-----|----|----|----|----|---|---|

| PLAYOFFS | GP | G | A | PTS | PIM | PP | SH |
|----------|----|---|---|-----|-----|----|----|
| 2012     | 6  | 0 | 1 | 1   | 0   | 0  | 0  |

**SERGEY KALININ**

| YEAR    | GP | G | A | PTS | PIM | PP | SH |
|---------|----|---|---|-----|-----|----|----|
| 2015-16 | 78 | 8 | 7 | 15  | 33  | 3  | 0  |
| 2016-17 | 43 | 2 | 2 | 4   | 15  | 0  | 0  |

|               |     |    |   |    |    |   |   |
|---------------|-----|----|---|----|----|---|---|
| <b>TOTALS</b> | 121 | 10 | 9 | 19 | 48 | 3 | 0 |
|---------------|-----|----|---|----|----|---|---|

**VALERI KAMENSKY**

| YEAR    | GP | G | A | PTS | PIM | PP | SH |
|---------|----|---|---|-----|-----|----|----|
| 2001-02 | 30 | 4 | 8 | 12  | 18  | 0  | 0  |

| PLAYOFFS | GP | G | A | PTS | PIM | PP | SH |
|----------|----|---|---|-----|-----|----|----|
| 2002     | 2  | 0 | 0 | 0   | 0   | 0  | 0  |

**ALEXEI KASATONOV**

| YEAR    | GP | G  | A  | PTS | PIM | PP | SH |
|---------|----|----|----|-----|-----|----|----|
| 1989-90 | 39 | 6  | 15 | 21  | 16  | 1  | 0  |
| 1990-91 | 78 | 10 | 31 | 41  | 76  | 1  | 0  |
| 1991-92 | 76 | 12 | 28 | 40  | 70  | 3  | 2  |
| 1992-93 | 64 | 3  | 14 | 17  | 57  | 0  | 0  |

|               |     |    |    |     |     |   |   |
|---------------|-----|----|----|-----|-----|---|---|
| <b>TOTALS</b> | 257 | 31 | 88 | 119 | 219 | 5 | 2 |
|---------------|-----|----|----|-----|-----|---|---|

| PLAYOFFS | GP | G | A | PTS | PIM | PP | SH |
|----------|----|---|---|-----|-----|----|----|
| 1990     | 6  | 0 | 3 | 3   | 14  | 0  | 0  |
| 1991     | 7  | 1 | 3 | 4   | 8   | 0  | 0  |
| 1992     | 7  | 1 | 1 | 2   | 12  | 0  | 0  |
| 1993     | 4  | 0 | 0 | 0   | 0   | 0  | 0  |

|               |    |   |   |   |    |   |   |
|---------------|----|---|---|---|----|---|---|
| <b>TOTALS</b> | 24 | 2 | 7 | 9 | 34 | 0 | 0 |
|---------------|----|---|---|---|----|---|---|

**STEVE KELLY**

| YEAR    | GP | G | A | PTS | PIM | PP | SH |
|---------|----|---|---|-----|-----|----|----|
| 1999-00 | 1  | 0 | 0 | 0   | 0   | 0  | 0  |
| 2000-01 | 24 | 2 | 2 | 4   | 21  | 0  | 0  |

|               |    |   |   |   |    |   |   |
|---------------|----|---|---|---|----|---|---|
| <b>TOTALS</b> | 25 | 2 | 2 | 4 | 21 | 0 | 0 |
|---------------|----|---|---|---|----|---|---|

| PLAYOFFS | GP | G | A | PTS | PIM | PP | SH |
|----------|----|---|---|-----|-----|----|----|
| 2000     | 10 | 0 | 0 | 0   | 4   | 0  | 0  |

**TYLER KENNEDY**

| YEAR    | GP | G | A  | PTS | PIM | PP | SH |
|---------|----|---|----|-----|-----|----|----|
| 2015-16 | 50 | 3 | 13 | 16  | 14  | 1  | 0  |

**MIKE KITCHEN**

| YEAR    | GP | G | A | PTS | PIM | PP | SH |
|---------|----|---|---|-----|-----|----|----|
| 1982-83 | 77 | 4 | 8 | 12  | 52  | 0  | 1  |
| 1983-84 | 43 | 1 | 4 | 5   | 24  | 0  | 0  |

|               |     |   |    |    |    |   |   |
|---------------|-----|---|----|----|----|---|---|
| <b>TOTALS</b> | 120 | 5 | 12 | 17 | 76 | 0 | 1 |
|---------------|-----|---|----|----|----|---|---|

**KEN KLEE**

| YEAR    | GP | G | A | PTS | PIM | PP | SH |
|---------|----|---|---|-----|-----|----|----|
| 2005-06 | 18 | 0 | 0 | 0   | 14  | 0  | 0  |

| PLAYOFFS | GP | G | A | PTS | PIM | PP | SH |
|----------|----|---|---|-----|-----|----|----|
| 2006     | 6  | 1 | 0 | 1   | 6   | 0  | 0  |

**JIM KORN**

| YEAR    | GP | G  | A  | PTS | PIM | PP | SH |
|---------|----|----|----|-----|-----|----|----|
| 1987-88 | 52 | 8  | 13 | 21  | 140 | 3  | 0  |
| 1988-89 | 65 | 15 | 16 | 31  | 212 | 4  | 0  |
| 1989-90 | 37 | 2  | 3  | 5   | 99  | 0  | 0  |

|               |     |    |    |    |     |   |   |
|---------------|-----|----|----|----|-----|---|---|
| <b>TOTALS</b> | 154 | 25 | 32 | 57 | 451 | 7 | 0 |
|---------------|-----|----|----|----|-----|---|---|

| PLAYOFFS | GP | G | A | PTS | PIM | PP | SH |
|----------|----|---|---|-----|-----|----|----|
| 1988     | 9  | 0 | 2 | 2   | 71  | 0  | 0  |

**TOM KOSTOPOULOS**

| YEAR    | GP | G | A | PTS | PIM | PP | SH |
|---------|----|---|---|-----|-----|----|----|
| 2012-13 | 15 | 1 | 0 | 1   | 18  | 0  | 0  |

**ILYA KOVALCHUK**

| YEAR    | GP | G  | A  | PTS | PIM | PP | SH |
|---------|----|----|----|-----|-----|----|----|
| 2009-10 | 27 | 10 | 17 | 27  | 8   | 2  | 0  |
| 2010-11 | 81 | 31 | 29 | 60  | 28  | 9  | 0  |
| 2011-12 | 77 | 37 | 46 | 83  | 33  | 10 | 3  |
| 2012-13 | 37 | 11 | 20 | 31  | 18  | 2  | 4  |

|               |     |    |     |     |    |    |   |
|---------------|-----|----|-----|-----|----|----|---|
| <b>TOTALS</b> | 222 | 89 | 112 | 201 | 87 | 23 | 7 |
|---------------|-----|----|-----|-----|----|----|---|

| PLAYOFFS | GP | G | A  | PTS | PIM | PP | SH |
|----------|----|---|----|-----|-----|----|----|
| 2010     | 5  | 2 | 4  | 6   | 6   | 1  | 0  |
| 2012     | 23 | 8 | 11 | 19  | 6   | 5  | 0  |

|               |    |    |    |    |    |   |   |
|---------------|----|----|----|----|----|---|---|
| <b>TOTALS</b> | 28 | 10 | 15 | 25 | 12 | 6 | 0 |
|---------------|----|----|----|----|----|---|---|

**VIKTOR KOZLOV**

| YEAR    | GP | G | A | PTS | PIM | PP | SH |
|---------|----|---|---|-----|-----|----|----|
| 2003-04 | 11 | 2 | 4 | 6   | 2   | 0  |    |

**DARREN LANGDON**

| YEAR                      | GP         | G          | A          | PTS        | PIM        | PP        | SH        |
|---------------------------|------------|------------|------------|------------|------------|-----------|-----------|
| 2005-06                   | 14         | 0          | 1          | 1          | 22         | 0         | 0         |
| <b>JAMIE LANGENBRUNER</b> |            |            |            |            |            |           |           |
| YEAR                      | GP         | G          | A          | PTS        | PIM        | PP        | SH        |
| 2001-02                   | 14         | 3          | 3          | 6          | 23         | 0         | 0         |
| 2002-03                   | 78         | 22         | 33         | 55         | 65         | 5         | 1         |
| 2003-04                   | 53         | 10         | 16         | 26         | 43         | 1         | 2         |
| 2005-06                   | 80         | 19         | 34         | 53         | 74         | 8         | 1         |
| 2006-07                   | 82         | 23         | 37         | 60         | 64         | 12        | 0         |
| 2007-08                   | 64         | 13         | 28         | 41         | 30         | 5         | 1         |
| 2008-09                   | 81         | 29         | 40         | 69         | 56         | 6         | 3         |
| 2009-10                   | 81         | 19         | 42         | 61         | 44         | 6         | 2         |
| 2010-11                   | 31         | 4          | 10         | 14         | 16         | 0         | 0         |
| <b>TOTALS</b>             | <b>564</b> | <b>142</b> | <b>243</b> | <b>385</b> | <b>415</b> | <b>43</b> | <b>10</b> |
| PLAYOFFS                  | GP         | G          | A          | PTS        | PIM        | PP        | SH        |
| 2002                      | 5          | 0          | 1          | 1          | 8          | 0         | 0         |
| 2003                      | 24         | 11         | 7          | 18         | 16         | 1         | 0         |
| 2004                      | 5          | 0          | 2          | 2          | 2          | 0         | 0         |
| 2006                      | 9          | 3          | 10         | 13         | 16         | 1         | 0         |
| 2007                      | 11         | 2          | 6          | 8          | 7          | 1         | 0         |
| 2008                      | 5          | 0          | 4          | 4          | 4          | 0         | 0         |
| 2009                      | 4          | 2          | 1          | 3          | 2          | 0         | 0         |
| 2010                      | 5          | 0          | 1          | 1          | 4          | 0         | 0         |
| <b>TOTALS</b>             | <b>68</b>  | <b>18</b>  | <b>32</b>  | <b>50</b>  | <b>59</b>  | <b>3</b>  | <b>0</b>  |
| <b>NICK LAPPIN</b>        |            |            |            |            |            |           |           |
| YEAR                      | GP         | G          | A          | PTS        | PIM        | PP        | SH        |
| 2016-17                   | 43         | 4          | 3          | 7          | 17         | 0         | 0         |
| 2017-18                   | 6          | 1          | 0          | 1          | 4          | 0         | 0         |
| 2018-19                   | 11         | 0          | 0          | 0          | 0          | 0         | 0         |
| <b>TOTALS</b>             | <b>60</b>  | <b>5</b>   | <b>3</b>   | <b>8</b>   | <b>21</b>  | <b>0</b>  | <b>0</b>  |
| <b>IGOR LARIONOV</b>      |            |            |            |            |            |           |           |
| YEAR                      | GP         | G          | A          | PTS        | PIM        | PP        | SH        |
| 2003-04                   | 49         | 1          | 10         | 11         | 20         | 0         | 0         |
| PLAYOFFS                  | GP         | G          | A          | PTS        | PIM        | PP        | SH        |
| 2004                      | 1          | 0          | 0          | 0          | 0          | 0         | 0         |
| <b>JEFF LARMER</b>        |            |            |            |            |            |           |           |
| YEAR                      | GP         | G          | A          | PTS        | PIM        | PP        | SH        |
| 1982-83                   | 65         | 21         | 24         | 45         | 21         | 5         | 0         |
| 1983-84                   | 40         | 6          | 13         | 19         | 8          | 0         | 0         |
| <b>TOTALS</b>             | <b>105</b> | <b>27</b>  | <b>37</b>  | <b>64</b>  | <b>29</b>  | <b>5</b>  | <b>0</b>  |
| <b>ADAM LARSSON</b>       |            |            |            |            |            |           |           |
| YEAR                      | GP         | G          | A          | PTS        | PIM        | PP        | SH        |
| 2011-12                   | 65         | 2          | 16         | 18         | 20         | 0         | 0         |
| 2012-13                   | 37         | 0          | 6          | 6          | 12         | 0         | 0         |
| 2013-14                   | 26         | 1          | 2          | 3          | 12         | 0         | 0         |
| 2014-15                   | 64         | 3          | 21         | 24         | 34         | 0         | 0         |
| 2015-16                   | 82         | 3          | 15         | 18         | 77         | 0         | 0         |
| <b>TOTALS</b>             | <b>274</b> | <b>9</b>   | <b>60</b>  | <b>69</b>  | <b>155</b> | <b>0</b>  | <b>0</b>  |
| PLAYOFFS                  | GP         | G          | A          | PTS        | PIM        | PP        | SH        |
| 2012                      | 5          | 1          | 0          | 1          | 4          | 0         | 0         |
| <b>JAY LEACH</b>          |            |            |            |            |            |           |           |
| YEAR                      | GP         | G          | A          | PTS        | PIM        | PP        | SH        |
| 2008-09                   | 24         | 0          | 1          | 1          | 21         | 0         | 0         |
| 2010-11                   | 7          | 0          | 0          | 0          | 7          | 0         | 0         |
| <b>TOTALS</b>             | <b>31</b>  | <b>0</b>   | <b>1</b>   | <b>1</b>   | <b>28</b>  | <b>0</b>  | <b>0</b>  |
| <b>CLAUDE LEMIEUX</b>     |            |            |            |            |            |           |           |
| YEAR                      | GP         | G          | A          | PTS        | PIM        | PP        | SH        |
| 1990-91                   | 78         | 30         | 17         | 47         | 105        | 10        | 0         |
| 1991-92                   | 74         | 41         | 27         | 68         | 109        | 13        | 1         |
| 1992-93                   | 77         | 30         | 51         | 81         | 155        | 13        | 0         |
| 1993-94                   | 79         | 18         | 26         | 44         | 86         | 5         | 0         |
| 1994-95                   | 45         | 6          | 13         | 19         | 86         | 1         | 0         |
| 1999-00                   | 70         | 17         | 21         | 38         | 86         | 7         | 0         |
| <b>TOTALS</b>             | <b>423</b> | <b>142</b> | <b>155</b> | <b>297</b> | <b>627</b> | <b>49</b> | <b>1</b>  |
| PLAYOFFS                  | GP         | G          | A          | PTS        | PIM        | PP        | SH        |
| 1991                      | 7          | 4          | 0          | 4          | 34         | 2         | 0         |
| 1992                      | 7          | 4          | 3          | 7          | 26         | 1         | 0         |
| 1993                      | 5          | 2          | 0          | 2          | 19         | 1         | 0         |
| 1994                      | 20         | 7          | 11         | 18         | 44         | 0         | 0         |
| 1995                      | 20         | 13         | 3          | 16         | 20         | 0         | 0         |
| 2000                      | 23         | 4          | 6          | 10         | 28         | 1         | 0         |
| <b>TOTALS</b>             | <b>82</b>  | <b>34</b>  | <b>23</b>  | <b>57</b>  | <b>171</b> | <b>5</b>  | <b>0</b>  |
| <b>JOCELYN LEMIEUX</b>    |            |            |            |            |            |           |           |
| YEAR                      | GP         | G          | A          | PTS        | PIM        | PP        | SH        |
| 1995-96                   | 18         | 0          | 1          | 1          | 4          | 0         | 0         |
| <b>TIM LENARDON</b>       |            |            |            |            |            |           |           |
| YEAR                      | GP         | G          | A          | PTS        | PIM        | PP        | SH        |
| 1986-87                   | 7          | 1          | 1          | 2          | 0          | 0         | 0         |
| <b>DON LEVER</b>          |            |            |            |            |            |           |           |
| YEAR                      | GP         | G          | A          | PTS        | PIM        | PP        | SH        |
| 1982-83                   | 79         | 23         | 30         | 53         | 68         | 9         | 3         |
| 1983-84                   | 70         | 14         | 19         | 33         | 44         | 3         | 0         |
| 1984-85                   | 67         | 10         | 8          | 18         | 31         | 0         | 1         |
| <b>TOTALS</b>             | <b>216</b> | <b>47</b>  | <b>57</b>  | <b>104</b> | <b>143</b> | <b>12</b> | <b>4</b>  |
| <b>TAPPIO LEVO</b>        |            |            |            |            |            |           |           |
| YEAR                      | GP         | G          | A          | PTS        | PIM        | PP        | SH        |
| 1982-83                   | 73         | 7          | 40         | 47         | 22         | 5         | 0         |
| <b>DAVE LEWIS</b>         |            |            |            |            |            |           |           |
| YEAR                      | GP         | G          | A          | PTS        | PIM        | PP        | SH        |
| 1983-84                   | 66         | 2          | 5          | 7          | 63         | 0         | 0         |
| 1984-85                   | 74         | 3          | 9          | 12         | 78         | 0         | 0         |
| 1985-86                   | 69         | 0          | 15         | 15         | 81         | 0         | 0         |
| <b>TOTALS</b>             | <b>209</b> | <b>5</b>   | <b>29</b>  | <b>34</b>  | <b>222</b> | <b>0</b>  | <b>0</b>  |

**CLAUDE LOISELLE**

| YEAR                       | GP         | G          | A          | PTS        | PIM         | PP        | SH        |
|----------------------------|------------|------------|------------|------------|-------------|-----------|-----------|
| 1986-87                    | 75         | 16         | 24         | 40         | 137         | 2         | 1         |
| 1987-88                    | 68         | 17         | 18         | 35         | 121         | 3         | 2         |
| 1988-89                    | 74         | 7          | 14         | 21         | 209         | 0         | 1         |
| <b>TOTALS</b>              | <b>217</b> | <b>40</b>  | <b>56</b>  | <b>96</b>  | <b>467</b>  | <b>5</b>  | <b>4</b>  |
| PLAYOFFS                   | GP         | G          | A          | PTS        | PIM         | PP        | SH        |
| 1988                       | 20         | 4          | 6          | 10         | 50          | 0         | 2         |
| <b>ANDREI LOKTIONOV</b>    |            |            |            |            |             |           |           |
| YEAR                       | GP         | G          | A          | PTS        | PIM         | PP        | SH        |
| 2012-13                    | 28         | 8          | 4          | 12         | 4           | 1         | 0         |
| 2013-14                    | 48         | 4          | 8          | 12         | 12          | 0         | 0         |
| <b>TOTALS</b>              | <b>76</b>  | <b>12</b>  | <b>12</b>  | <b>24</b>  | <b>16</b>   | <b>1</b>  | <b>0</b>  |
| <b>BOB LORIMER</b>         |            |            |            |            |             |           |           |
| YEAR                       | GP         | G          | A          | PTS        | PIM         | PP        | SH        |
| 1982-83                    | 66         | 3          | 10         | 13         | 42          | 0         | 0         |
| 1983-84                    | 72         | 2          | 10         | 12         | 62          | 1         | 0         |
| 1984-85                    | 46         | 2          | 6          | 8          | 35          | 0         | 0         |
| 1985-86                    | 46         | 2          | 2          | 4          | 52          | 0         | 0         |
| <b>TOTALS</b>              | <b>230</b> | <b>9</b>   | <b>28</b>  | <b>37</b>  | <b>191</b>  | <b>1</b>  | <b>0</b>  |
| <b>BEN LOVEJOY</b>         |            |            |            |            |             |           |           |
| YEAR                       | GP         | G          | A          | PTS        | PIM         | PP        | SH        |
| 2016-17                    | 82         | 1          | 6          | 7          | 39          | 0         | 0         |
| 2017-18                    | 57         | 2          | 6          | 8          | 25          | 0         | 0         |
| 2018-19                    | 51         | 2          | 5          | 7          | 33          | 0         | 0         |
| <b>TOTALS</b>              | <b>190</b> | <b>5</b>   | <b>17</b>  | <b>22</b>  | <b>97</b>   | <b>0</b>  | <b>0</b>  |
| PLAYOFFS                   | GP         | G          | A          | PTS        | PIM         | PP        | SH        |
| 2018                       | 5          | 1          | 0          | 1          | 2           | 0         | 0         |
| <b>JAN LUDVIG</b>          |            |            |            |            |             |           |           |
| YEAR                       | GP         | G          | A          | PTS        | PIM         | PP        | SH        |
| 1982-83                    | 51         | 7          | 10         | 17         | 30          | 2         | 0         |
| 1983-84                    | 74         | 22         | 32         | 54         | 70          | 7         | 0         |
| 1984-85                    | 74         | 12         | 19         | 31         | 53          | 3         | 0         |
| 1985-86                    | 42         | 5          | 9          | 14         | 63          | 0         | 0         |
| 1986-87                    | 47         | 7          | 9          | 16         | 98          | 1         | 0         |
| <b>TOTALS</b>              | <b>288</b> | <b>53</b>  | <b>79</b>  | <b>132</b> | <b>314</b>  | <b>13</b> | <b>0</b>  |
| <b>BRAD LUKOWICH</b>       |            |            |            |            |             |           |           |
| YEAR                       | GP         | G          | A          | PTS        | PIM         | PP        | SH        |
| 2005-06                    | 18         | 1          | 7          | 8          | 8           | 0         | 0         |
| 2006-07                    | 75         | 4          | 8          | 12         | 36          | 0         | 1         |
| <b>TOTALS</b>              | <b>93</b>  | <b>5</b>   | <b>15</b>  | <b>20</b>  | <b>44</b>   | <b>0</b>  | <b>1</b>  |
| PLAYOFFS                   | GP         | G          | A          | PTS        | PIM         | PP        | SH        |
| 2006                       | 9          | 0          | 0          | 0          | 4           | 0         | 0         |
| 2007                       | 11         | 0          | 1          | 1          | 2           | 0         | 0         |
| <b>TOTALS</b>              | <b>20</b>  | <b>0</b>   | <b>1</b>   | <b>1</b>   | <b>6</b>    | <b>0</b>  | <b>0</b>  |
| <b>JOHN MacLEAN</b>        |            |            |            |            |             |           |           |
| YEAR                       | GP         | G          | A          | PTS        | PIM         | PP        | SH        |
| 1983-84                    | 23         | 1          | 0          | 1          | 10          | 0         | 0         |
| 1984-85                    | 61         | 13         | 20         | 33         | 44          | 1         | 0         |
| 1985-86                    | 74         | 21         | 36         | 57         | 112         | 1         | 0         |
| 1986-87                    | 80         | 31         | 36         | 67         | 120         | 9         | 0         |
| 1987-88                    | 76         | 23         | 16         | 39         | 147         | 12        | 0         |
| 1988-89                    | 74         | 42         | 45         | 87         | 127         | 14        | 0         |
| 1989-90                    | 80         | 41         | 38         | 79         | 80          | 10        | 3         |
| 1990-91                    | 78         | 45         | 33         | 78         | 150         | 19        | 2         |
| <b>D I D N O T P L A Y</b> |            |            |            |            |             |           |           |
| 1991-92                    | 8          | 0          | 24         | 24         | 48          | 102       | 7         |
| 1992-93                    | 80         | 37         | 33         | 70         | 95          | 8         | 0         |
| 1993-94                    | 80         | 37         | 33         | 70         | 95          | 8         | 0         |
| 1994-95                    | 46         | 17         | 12         | 29         | 32          | 2         | 1         |
| 1995-96                    | 76         | 20         | 28         | 48         | 91          | 3         | 3         |
| 1996-97                    | 80         | 29         | 25         | 54         | 49          | 5         | 0         |
| 1997-98                    | 26         | 3          | 8          | 11         | 14          | 1         | 0         |
| <b>TOTALS</b>              | <b>934</b> | <b>347</b> | <b>354</b> | <b>701</b> | <b>1168</b> | <b>92</b> | <b>10</b> |
| PLAYOFFS                   | GP         | G          | A          | PTS        | PIM         | PP        | SH        |
| 1988                       | 20         | 7          | 11         | 18         | 60          | 2         | 0         |
| 1990                       | 6          | 4          | 1          | 5          | 12          | 2         | 1         |
| 1991                       | 7          | 5          | 3          | 8          | 20          | 1         | 0         |
| 1993                       | 5          | 0          | 1          | 1          | 10          | 0         | 0         |
| 1994                       | 20         | 6          | 10         | 16         | 22          | 2         | 0         |
| 1995                       | 20         | 5          | 13         | 18         | 14          | 2         | 0         |
| 1997                       | 10         | 4          | 5          | 9          | 4           | 2         | 1         |
| <b>TOTALS</b>              | <b>88</b>  | <b>31</b>  | <b>44</b>  | <b>75</b>  | <b>142</b>  | <b>11</b> | <b>2</b>  |
| <b>BOBBY MacMILLAN</b>     |            |            |            |            |             |           |           |
| YEAR                       | GP         | G          | A          | PTS        | PIM         | PP        | SH        |
| 1982-83                    | 71         | 19         | 29         | 48         | 8           | 6         | 0         |
| 1983-84                    | 71         | 17         | 23         | 40         | 23          | 2         | 0         |
| <b>TOTALS</b>              | <b>142</b> | <b>36</b>  | <b>52</b>  | <b>88</b>  | <b>31</b>   | <b>8</b>  | <b>0</b>  |
| <b>JOHN MADDEN</b>         |            |            |            |            |             |           |           |
| YEAR                       | GP         | G          | A          | PTS        | PIM         | PP        | SH        |
| 1998-99                    | 4          | 0          | 1          | 1          | 0           | 0         | 0         |
| 1999-00                    | 74         | 16         | 9          | 25         | 6           | 0         | 6         |
| 2000-01                    | 80         | 23         | 15         | 38         | 12          | 0         | 3         |
| 2001-02                    | 82         | 15         | 8          | 23         | 25          | 0         | 0         |
| 2002-03                    | 80         | 19         | 22         | 41         | 26          | 2         | 2         |
| 2003-04                    | 80         | 12         | 23         | 35         | 22          | 1         | 1         |
| 2005-06                    | 82         | 16         | 20         | 36         |             |           |           |

## JOHN MADDEN cont.

| PLAYOFFS      | GP         | G         | A         | PTS       | PIM       | PP       | SH       |
|---------------|------------|-----------|-----------|-----------|-----------|----------|----------|
| 2000          | 20         | 3         | 4         | 7         | 0         | 0        | 1        |
| 2001          | 25         | 4         | 3         | 7         | 6         | 0        | 0        |
| 2002          | 6          | 0         | 0         | 0         | 0         | 0        | 0        |
| 2003          | 24         | 6         | 10        | 16        | 2         | 2        | 1        |
| 2004          | 5          | 0         | 0         | 0         | 0         | 0        | 0        |
| 2006          | 9          | 4         | 1         | 5         | 8         | 0        | 2        |
| 2007          | 11         | 1         | 1         | 2         | 2         | 0        | 0        |
| 2008          | 5          | 2         | 1         | 3         | 2         | 0        | 0        |
| 2009          | 7          | 0         | 1         | 1         | 4         | 0        | 0        |
| <b>TOTALS</b> | <b>112</b> | <b>20</b> | <b>21</b> | <b>41</b> | <b>24</b> | <b>2</b> | <b>4</b> |

## JEFF MADILL

| YEAR    | GP | G | A | PTS | PIM | PP | SH |
|---------|----|---|---|-----|-----|----|----|
| 1990-91 | 14 | 4 | 0 | 4   | 46  | 0  | 0  |

| PLAYOFFS | GP | G | A | PTS | PIM | PP | SH |
|----------|----|---|---|-----|-----|----|----|
| 1991     | 7  | 0 | 2 | 2   | 8   | 0  | 0  |

## OLIVIER MAGNAN-GRENIER

| YEAR    | GP | G | A | PTS | PIM | PP | SH |
|---------|----|---|---|-----|-----|----|----|
| 2010-11 | 18 | 0 | 0 | 0   | 4   | 0  | 0  |

## ADAM MAIR

| YEAR    | GP | G | A | PTS | PIM | PP | SH |
|---------|----|---|---|-----|-----|----|----|
| 2010-11 | 65 | 1 | 3 | 4   | 45  | 0  | 0  |

## VLADIMIR MALAKHOV

| YEAR          | GP        | G        | A        | PTS       | PIM       | PP       | SH       |
|---------------|-----------|----------|----------|-----------|-----------|----------|----------|
| 1999-00       | 17        | 1        | 4        | 5         | 19        | 1        | 0        |
| 2005-06       | 29        | 4        | 5        | 9         | 26        | 3        | 0        |
| <b>TOTALS</b> | <b>46</b> | <b>5</b> | <b>9</b> | <b>14</b> | <b>45</b> | <b>4</b> | <b>0</b> |

| PLAYOFFS | GP | G | A | PTS | PIM | PP | SH |
|----------|----|---|---|-----|-----|----|----|
| 2000     | 23 | 1 | 4 | 5   | 18  | 1  | 0  |

## DAVID MALEY

| YEAR          | GP         | G         | A         | PTS       | PIM        | PP       | SH       |
|---------------|------------|-----------|-----------|-----------|------------|----------|----------|
| 1987-88       | 44         | 4         | 2         | 6         | 65         | 1        | 0        |
| 1988-89       | 68         | 5         | 6         | 11        | 249        | 0        | 0        |
| 1989-90       | 67         | 8         | 17        | 25        | 160        | 0        | 0        |
| 1990-91       | 64         | 8         | 14        | 22        | 151        | 1        | 0        |
| 1991-92       | 37         | 7         | 11        | 18        | 58         | 1        | 0        |
| <b>TOTALS</b> | <b>280</b> | <b>32</b> | <b>50</b> | <b>82</b> | <b>683</b> | <b>3</b> | <b>0</b> |

| PLAYOFFS     | GP        | G        | A        | PTS      | PIM        | PP       | SH       |
|--------------|-----------|----------|----------|----------|------------|----------|----------|
| 1988         | 20        | 3        | 1        | 4        | 80         | 0        | 0        |
| 1990         | 6         | 0        | 0        | 0        | 25         | 0        | 0        |
| <b>TOTAL</b> | <b>26</b> | <b>3</b> | <b>1</b> | <b>4</b> | <b>105</b> | <b>0</b> | <b>0</b> |

## MERLIN MALINOWSKI

| YEAR    | GP | G | A | PTS | PIM | PP | SH |
|---------|----|---|---|-----|-----|----|----|
| 1982-83 | 5  | 3 | 2 | 5   | 0   | 1  | 0  |

## TROY MALLETTE

| YEAR          | GP        | G        | A        | PTS       | PIM       | PP       | SH       |
|---------------|-----------|----------|----------|-----------|-----------|----------|----------|
| 1991-92       | 17        | 3        | 4        | 7         | 43        | 0        | 0        |
| 1992-93       | 34        | 4        | 3        | 7         | 56        | 0        | 0        |
| <b>TOTALS</b> | <b>51</b> | <b>7</b> | <b>7</b> | <b>14</b> | <b>99</b> | <b>0</b> | <b>0</b> |

## OLLI MALMIVAARA

| YEAR    | GP | G | A | PTS | PIM | PP | SH |
|---------|----|---|---|-----|-----|----|----|
| 2007-08 | 2  | 0 | 0 | 0   | 0   | 0  | 0  |

## MIKHAIL MALTSEV

| YEAR    | GP | G | A | PTS | PIM | PP | SH |
|---------|----|---|---|-----|-----|----|----|
| 2020-21 | 33 | 6 | 3 | 9   | 4   | 0  | 0  |

## DAVE MARCINSHYN

| YEAR    | GP | G | A | PTS | PIM | PP | SH |
|---------|----|---|---|-----|-----|----|----|
| 1990-91 | 9  | 0 | 1 | 1   | 21  | 0  | 0  |

## HECTOR MARINI

| YEAR          | GP         | G         | A         | PTS       | PIM        | PP       | SH       |
|---------------|------------|-----------|-----------|-----------|------------|----------|----------|
| 1982-83       | 77         | 17        | 28        | 45        | 105        | 5        | 0        |
| 1983-84       | 32         | 2         | 2         | 4         | 47         | 0        | 0        |
| <b>TOTALS</b> | <b>109</b> | <b>19</b> | <b>30</b> | <b>49</b> | <b>152</b> | <b>5</b> | <b>0</b> |

## JOHN MARINO

| YEAR          | GP         | G        | A         | PTS       | PIM       | PP       | SH       |
|---------------|------------|----------|-----------|-----------|-----------|----------|----------|
| 2022-23       | 64         | 4        | 14        | 18        | 20        | 0        | 0        |
| 2023-24       | 75         | 4        | 21        | 25        | 41        | 0        | 0        |
| <b>TOTALS</b> | <b>139</b> | <b>8</b> | <b>35</b> | <b>43</b> | <b>41</b> | <b>0</b> | <b>0</b> |

| PLAYOFFS | GP | G | A | PTS | PIM | PP | SH |
|----------|----|---|---|-----|-----|----|----|
| 2022-23  | 12 | 0 | 4 | 4   | 0   | 0  | 0  |

## GORD MARK

| YEAR          | GP        | G        | A        | PTS       | PIM        | PP       | SH       |
|---------------|-----------|----------|----------|-----------|------------|----------|----------|
| 1986-87       | 36        | 3        | 5        | 8         | 82         | 0        | 0        |
| 1987-88       | 19        | 0        | 2        | 2         | 27         | 0        | 0        |
| <b>TOTALS</b> | <b>55</b> | <b>3</b> | <b>7</b> | <b>10</b> | <b>109</b> | <b>0</b> | <b>0</b> |

## PATRICK MAROON

| YEAR    | GP | G | A  | PTS | PIM | PP | SH |
|---------|----|---|----|-----|-----|----|----|
| 2017-18 | 17 | 3 | 10 | 13  | 13  | 1  | 0  |

| PLAYOFFS | GP | G | A | PTS | PIM | PP | SH |
|----------|----|---|---|-----|-----|----|----|
| 2018     | 5  | 1 | 0 | 1   | 0   | 0  | 0  |

## GRANT MARSHALL

| YEAR          | GP         | G         | A         | PTS       | PIM        | PP       | SH       |
|---------------|------------|-----------|-----------|-----------|------------|----------|----------|
| 2002-03       | 10         | 1         | 3         | 4         | 7          | 0        | 0        |
| 2003-04       | 65         | 8         | 7         | 15        | 67         | 5        | 0        |
| 2005-06       | 76         | 8         | 17        | 25        | 70         | 4        | 0        |
| <b>TOTALS</b> | <b>151</b> | <b>17</b> | <b>27</b> | <b>44</b> | <b>144</b> | <b>9</b> | <b>0</b> |

| PLAYOFFS      | GP        | G        | A        | PTS      | PIM       | PP       | SH       |
|---------------|-----------|----------|----------|----------|-----------|----------|----------|
| 2003          | 24        | 6        | 2        | 8        | 8         | 2        | 0        |
| 2006          | 7         | 0        | 1        | 1        | 8         | 0        | 0        |
| <b>TOTALS</b> | <b>31</b> | <b>6</b> | <b>3</b> | <b>9</b> | <b>16</b> | <b>2</b> | <b>0</b> |

## PAUL MARTIN

| YEAR          | GP         | G         | A          | PTS        | PIM        | PP        | SH       |
|---------------|------------|-----------|------------|------------|------------|-----------|----------|
| 2003-04       | 70         | 6         | 18         | 24         | 4          | 2         | 0        |
| 2005-06       | 80         | 5         | 32         | 37         | 32         | 3         | 0        |
| 2006-07       | 82         | 3         | 23         | 26         | 18         | 1         | 0        |
| 2007-08       | 73         | 5         | 27         | 32         | 22         | 2         | 0        |
| 2008-09       | 73         | 5         | 28         | 33         | 36         | 2         | 0        |
| 2009-10       | 22         | 2         | 9          | 11         | 2          | 1         | 0        |
| <b>TOTALS</b> | <b>400</b> | <b>26</b> | <b>137</b> | <b>163</b> | <b>114</b> | <b>11</b> | <b>0</b> |

| PLAYOFFS      | GP        | G        | A         | PTS       | PIM       | PP       | SH       |
|---------------|-----------|----------|-----------|-----------|-----------|----------|----------|
| 2004          | 5         | 1        | 1         | 2         | 4         | 1        | 0        |
| 2006          | 9         | 0        | 3         | 3         | 4         | 0        | 0        |
| 2007          | 11        | 0        | 4         | 4         | 6         | 0        | 0        |
| 2008          | 5         | 1        | 2         | 3         | 2         | 1        | 0        |
| 2009          | 7         | 0        | 4         | 4         | 2         | 0        | 0        |
| 2010          | 5         | 0        | 0         | 0         | 0         | 0        | 0        |
| <b>TOTALS</b> | <b>42</b> | <b>2</b> | <b>14</b> | <b>16</b> | <b>18</b> | <b>2</b> | <b>0</b> |

## STEFAN MATTEAU

| YEAR          | GP        | G        | A        | PTS      | PIM       | PP       | SH       |
|---------------|-----------|----------|----------|----------|-----------|----------|----------|
| 2012-13       | 17        | 1        | 2        | 3        | 6         | 0        | 0        |
| 2014-15       | 7         | 1        | 0        | 1        | 4         | 0        | 0        |
| 2015-16       | 20        | 1        | 0        | 1        | 13        | 0        | 0        |
| <b>TOTALS</b> | <b>44</b> | <b>3</b> | <b>2</b> | <b>5</b> | <b>23</b> | <b>0</b> | <b>0</b> |

## RICHARD MATVICHUK

| YEAR          | GP        | G        | A         | PTS       | PIM       | PP       | SH       |
|---------------|-----------|----------|-----------|-----------|-----------|----------|----------|
| 2005-06       | 62        | 1        | 10        | 11        | 40        | 0        | 0        |
| 2006-07       | 1         | 0        | 0         | 0         | 0         | 0        | 0        |
| <b>TOTALS</b> | <b>63</b> | <b>1</b> | <b>10</b> | <b>11</b> | <b>40</b> | <b>0</b> | <b>0</b> |

| PLAYOFFS      | GP        | G        | A        | PTS      | PIM       | PP       | SH       |
|---------------|-----------|----------|----------|----------|-----------|----------|----------|
| 2006          | 7         | 0        | 0        | 0        | 4         | 0        | 0        |
| 2007          | 9         | 0        | 0        | 0        | 10        | 0        | 0        |
| <b>TOTALS</b> | <b>16</b> | <b>0</b> | <b>0</b> | <b>0</b> | <b>14</b> | <b>0</b> | <b>0</b> |

## KEVIN MAXWELL

| YEAR    | GP | G | A | PTS | PIM | PP | SH |
|---------|----|---|---|-----|-----|----|----|
| 1983-84 | 14 | 0 | 3 | 3   | 2   | 0  | 0  |

## GARY McADAM

| YEAR          | GP        | G         | A        | PTS       | PIM       | PP       | SH       |
|---------------|-----------|-----------|----------|-----------|-----------|----------|----------|
| 1983-84       | 38        | 9         | 6        | 15        | 15        | 0        | 2        |
| 1984-85       | 4         | 1         | 1        | 2         | 0         | 0        | 0        |
| <b>TOTALS</b> | <b>42</b> | <b>10</b> | <b>7</b> | <b>17</b> | <b>15</b> | <b>0</b> | <b>2</b> |

## CHRIS McALPINE

| YEAR    | GP | G | A | PTS | PIM | PP | SH |
|---------|----|---|---|-----|-----|----|----|
| 1994-95 | 24 | 0 | 3 | 3   | 17  | 0  | 0  |

## DEAN McAMMOND

| YEAR    | GP | G | A | PTS | PIM | PP | SH |
|---------|----|---|---|-----|-----|----|----|
| 2009-10 | 62 | 8 | 9 | 17  | 40  | 1  | 1  |

| PLAYOFFS | GP | G | A | PTS | PIM | PP | SH |
|----------|----|---|---|-----|-----|----|----|
| 2010     | 5  | 0 | 0 | 0   | 4   | 0  | 0  |

## DAN McGILLIS

| YEAR    | GP | G | A | PTS | PIM | PP | SH |
|---------|----|---|---|-----|-----|----|----|
| 2005-06 | 27 | 0 | 6 | 6   | 36  | 0  | 0  |

## RANDY McKAY

| YEAR          | GP         | G          | A          | PTS        | PIM         | PP        | SH       |
|---------------|------------|------------|------------|------------|-------------|-----------|----------|
| 1991-92       | 80         | 17         | 16         | 33         | 246         | 2         | 0        |
| 1992-93       | 73         | 11         | 11         | 22         | 206         | 1         | 0        |
| 1993-94       | 78         | 12         | 15         | 27         | 244         | 0         | 0        |
| 1994-95       | 33         | 5          | 7          | 12         | 44          | 0         | 0        |
| 1995-96       | 76         | 11         | 10         | 21         | 145         | 3         | 0        |
| 1996-97       | 77         | 9          | 18         | 27         | 109         | 0         | 0        |
| 1997-98       | 74         | 24         | 24         | 48         | 86          | 8         | 0        |
| 1998-99       | 70         | 17         | 20         | 37         | 143         | 3         | 0        |
| 1999-00       | 67         | 16         | 23         | 39         | 80          | 3         | 0        |
| 2000-01       | 77         | 23         | 20         | 43         | 50          | 12        | 0        |
| 2001-02       | 55         | 6          | 7          | 13         | 65          | 3         | 0        |
| <b>TOTALS</b> | <b>760</b> | <b>151</b> | <b>171</b> | <b>322</b> | <b>1418</b> | <b>35</b> | <b>0</b> |

| PLAYOFFS      | GP         | G         | A         | PTS       | PIM       | PP       | SH       |
|---------------|------------|-----------|-----------|-----------|-----------|----------|----------|
| 1992          | 7          | 1         | 3         | 4         | 10        | 1        | 0        |
| 1993          | 5          | 0         | 0         | 0         | 16        | 0        | 0        |
| 1994          | 20         | 1         | 2         | 3         | 24        | 0        | 0        |
| 1995          | 19         | 8         | 4         | 12        | 11        | 2        | 0        |
| 1997          | 10         | 1         | 1         | 2         | 0         | 0        | 0        |
| 1998          | 6          | 0         | 1         | 1         | 0         | 0        | 0        |
| 1999          | 7          | 3         | 2         | 5         | 2         | 0        | 0        |
| 2000          | 23         | 0         | 6         | 6         | 9         | 0        | 0        |
| 2001          | 19         | 6         | 3         | 9         | 8         | 2        | 0        |
| <b>TOTALS</b> | <b>116</b> | <b>20</b> | <b>22</b> | <b>42</b> | <b>80</b> | <b>5</b> | <b>0</b> |

## JIM MCKENZIE

| YEAR          | GP         | G        | A         | PTS       | PIM        | PP       | SH       |
|---------------|------------|----------|-----------|-----------|------------|----------|----------|
| 2000-01       | 53         | 2        | 2         | 4         | 119        | 0        | 0        |
| 2001-02       | 67         | 3        | 5         | 8         | 123        | 1        | 0        |
| 2002-03       | 76         | 4        | 8         | 12        | 88         | 0        | 0        |
| <b>TOTALS</b> | <b>196</b> | <b>9</b> | <b>15</b> | <b>24</b> | <b>330</b> | <b>1</b> | <b>0</b> |

| PLAYOFFS      | GP        | G        | A           | PTS | PIM | PP | SH |
|---------------|-----------|----------|-------------|-----|-----|----|----|
| 2001          | 3         | 0        | 0           | 0   | 2   | 0  | 0  |
| 2002          | 6         | 0        | 0           | 0   | 2   | 0  | 0  |
| 2003          | 13        | 0        | 0           | 0   | 14  | 0  | 0  |
| <b>TOTALS</b> | <b>22</b> | <b>0</b> | <b>0</b> </ |     |     |    |    |



**PETER McNAB**

| YEAR          | GP         | G         | A         | PTS       | PIM       | PP       | SH       |
|---------------|------------|-----------|-----------|-----------|-----------|----------|----------|
| 1985-86       | 71         | 19        | 24        | 43        | 14        | 6        | 0        |
| 1986-87       | 46         | 8         | 12        | 20        | 8         | 2        | 0        |
| <b>TOTALS</b> | <b>117</b> | <b>27</b> | <b>36</b> | <b>63</b> | <b>22</b> | <b>8</b> | <b>0</b> |

**GEORGE McPHEE**

| YEAR          | GP       | G        | A        | PTS      | PIM       | PP       | SH       |
|---------------|----------|----------|----------|----------|-----------|----------|----------|
| 1987-88       | 5        | 3        | 0        | 3        | 8         | 0        | 0        |
| 1988-89       | 1        | 0        | 1        | 1        | 2         | 0        | 0        |
| <b>TOTALS</b> | <b>6</b> | <b>3</b> | <b>1</b> | <b>4</b> | <b>10</b> | <b>0</b> | <b>0</b> |

**RICK MEAGHER**

| YEAR          | GP         | G         | A         | PTS       | PIM       | PP        | SH       |
|---------------|------------|-----------|-----------|-----------|-----------|-----------|----------|
| 1982-83       | 57         | 15        | 14        | 29        | 11        | 7         | 0        |
| 1983-84       | 52         | 14        | 14        | 28        | 16        | 2         | 0        |
| 1984-85       | 71         | 11        | 20        | 31        | 22        | 1         | 1        |
| <b>TOTALS</b> | <b>180</b> | <b>40</b> | <b>48</b> | <b>88</b> | <b>49</b> | <b>10</b> | <b>1</b> |

**GLENN MERKOSKY**

| YEAR          | GP        | G        | A         | PTS       | PIM       | PP       | SH       |
|---------------|-----------|----------|-----------|-----------|-----------|----------|----------|
| 1982-83       | 34        | 4        | 10        | 14        | 20        | 1        | 0        |
| 1983-84       | 5         | 1        | 0         | 1         | 0         | 0        | 0        |
| <b>TOTALS</b> | <b>39</b> | <b>5</b> | <b>10</b> | <b>15</b> | <b>20</b> | <b>1</b> | <b>0</b> |

**DAKOTA MERMIS**

| YEAR    | GP | G | A | PTS | PIM | PP | SH |
|---------|----|---|---|-----|-----|----|----|
| 2019-20 | 10 | 1 | 3 | 4   | 4   | 0  | 0  |

**JON MERRILL**

| YEAR          | GP         | G        | A         | PTS       | PIM       | PP       | SH       |
|---------------|------------|----------|-----------|-----------|-----------|----------|----------|
| 2013-14       | 52         | 2        | 9         | 11        | 12        | 0        | 0        |
| 2014-15       | 66         | 2        | 12        | 14        | 24        | 2        | 0        |
| 2015-16       | 47         | 1        | 4         | 5         | 28        | 0        | 0        |
| 2016-17       | 51         | 1        | 5         | 6         | 24        | 0        | 0        |
| <b>TOTALS</b> | <b>216</b> | <b>6</b> | <b>30</b> | <b>36</b> | <b>88</b> | <b>2</b> | <b>0</b> |

**COLIN MILLER**

| YEAR    | GP | G | A | PTS | PIM | PP | SH |
|---------|----|---|---|-----|-----|----|----|
| 2023-24 | 46 | 4 | 5 | 9   | 26  | 0  | 0  |

**COREY MILLEN**

| YEAR          | GP        | G         | A         | PTS       | PIM       | PP       | SH       |
|---------------|-----------|-----------|-----------|-----------|-----------|----------|----------|
| 1993-94       | 78        | 20        | 30        | 50        | 52        | 4        | 0        |
| 1994-95       | 17        | 2         | 3         | 5         | 8         | 0        | 0        |
| <b>TOTALS</b> | <b>95</b> | <b>22</b> | <b>33</b> | <b>55</b> | <b>60</b> | <b>4</b> | <b>0</b> |
| PLAYOFFS      | GP        | G         | A         | PTS       | PIM       | PP       | SH       |
| 1994          | 7         | 1         | 0         | 1         | 2         | 0        | 0        |

**JASON MILLER**

| YEAR          | GP       | G        | A        | PTS      | PIM      | PP       | SH       |
|---------------|----------|----------|----------|----------|----------|----------|----------|
| 1990-91       | 1        | 0        | 0        | 0        | 0        | 0        | 0        |
| 1991-92       | 3        | 0        | 0        | 0        | 0        | 0        | 0        |
| 1992-93       | 2        | 0        | 0        | 0        | 0        | 0        | 0        |
| <b>TOTALS</b> | <b>6</b> | <b>0</b> | <b>0</b> | <b>0</b> | <b>0</b> | <b>0</b> | <b>0</b> |

**BRAD MILLS**

| YEAR          | GP        | G        | A        | PTS      | PIM       | PP       | SH       |
|---------------|-----------|----------|----------|----------|-----------|----------|----------|
| 2010-11       | 4         | 1        | 0        | 1        | 5         | 0        | 0        |
| 2011-12       | 27        | 0        | 1        | 1        | 32        | 0        | 0        |
| <b>TOTALS</b> | <b>31</b> | <b>1</b> | <b>1</b> | <b>2</b> | <b>37</b> | <b>0</b> | <b>0</b> |

**WILLIE MITCHELL**

| YEAR          | GP        | G        | A        | PTS      | PIM       | PP       | SH       |
|---------------|-----------|----------|----------|----------|-----------|----------|----------|
| 1999-00       | 2         | 0        | 0        | 0        | 0         | 0        | 0        |
| 2000-01       | 16        | 0        | 2        | 2        | 29        | 0        | 0        |
| <b>TOTALS</b> | <b>18</b> | <b>0</b> | <b>2</b> | <b>2</b> | <b>29</b> | <b>0</b> | <b>0</b> |

**JAROSLAV MODRY**

| YEAR          | GP        | G        | A         | PTS       | PIM       | PP       | SH       |
|---------------|-----------|----------|-----------|-----------|-----------|----------|----------|
| 1993-94       | 41        | 2        | 15        | 17        | 18        | 2        | 0        |
| 1994-95       | 11        | 0        | 0         | 0         | 0         | 0        | 0        |
| <b>TOTALS</b> | <b>52</b> | <b>2</b> | <b>15</b> | <b>17</b> | <b>18</b> | <b>2</b> | <b>0</b> |

**ALEXANDER MCGILVY**

| YEAR          | GP         | G         | A         | PTS        | PIM       | PP        | SH       |
|---------------|------------|-----------|-----------|------------|-----------|-----------|----------|
| 1999-00       | 12         | 3         | 3         | 6          | 4         | 2         | 0        |
| 2000-01       | 75         | 43        | 40        | 83         | 43        | 12        | 0        |
| 2005-06       | 34         | 12        | 13        | 25         | 6         | 7         | 0        |
| <b>TOTALS</b> | <b>121</b> | <b>58</b> | <b>56</b> | <b>114</b> | <b>53</b> | <b>21</b> | <b>0</b> |
| PLAYOFFS      | GP         | G         | A         | PTS        | PIM       | PP        | SH       |
| 2000          | 23         | 4         | 3         | 7          | 4         | 2         | 0        |
| 2001          | 25         | 5         | 11        | 16         | 8         | 1         | 0        |
| <b>TOTALS</b> | <b>48</b>  | <b>9</b>  | <b>14</b> | <b>23</b>  | <b>12</b> | <b>3</b>  | <b>0</b> |

**MIKE MOHER**

| YEAR    | GP | G | A | PTS | PIM | PP | SH |
|---------|----|---|---|-----|-----|----|----|
| 1982-83 | 9  | 0 | 1 | 1   | 28  | 0  | 0  |

**JOHN MOORE**

| YEAR          | GP         | G         | A         | PTS       | PIM        | PP       | SH       |
|---------------|------------|-----------|-----------|-----------|------------|----------|----------|
| 2015-16       | 73         | 4         | 15        | 19        | 28         | 1        | 0        |
| 2016-17       | 63         | 12        | 10        | 22        | 39         | 1        | 0        |
| 2017-18       | 81         | 7         | 11        | 18        | 47         | 0        | 1        |
| <b>TOTALS</b> | <b>217</b> | <b>23</b> | <b>36</b> | <b>59</b> | <b>114</b> | <b>2</b> | <b>1</b> |
| PLAYOFFS      | GP         | G         | A         | PTS       | PIM        | PP       | SH       |
| 2018          | 5          | 0         | 1         | 1         | 12         | 0        | 0        |

**JON MORRIS**

| YEAR          | GP        | G         | A         | PTS       | PIM       | PP       | SH       |
|---------------|-----------|-----------|-----------|-----------|-----------|----------|----------|
| 1988-89       | 4         | 0         | 2         | 2         | 0         | 0        | 0        |
| 1989-90       | 20        | 6         | 7         | 13        | 8         | 2        | 0        |
| 1990-91       | 53        | 9         | 19        | 28        | 27        | 1        | 0        |
| 1991-92       | 7         | 1         | 2         | 3         | 6         | 1        | 0        |
| 1992-93       | 2         | 0         | 0         | 0         | 0         | 0        | 0        |
| <b>TOTALS</b> | <b>86</b> | <b>16</b> | <b>30</b> | <b>46</b> | <b>41</b> | <b>4</b> | <b>0</b> |
| PLAYOFFS      | GP        | G         | A         | PTS       | PIM       | PP       | SH       |
| 1990          | 6         | 1         | 3         | 4         | 23        | 1        | 0        |
| 1991          | 5         | 0         | 4         | 4         | 2         | 0        | 0        |
| <b>TOTALS</b> | <b>11</b> | <b>1</b>  | <b>7</b>  | <b>8</b>  | <b>25</b> | <b>1</b> | <b>0</b> |

**BRENDAN MORRISON**

| YEAR          | GP         | G         | A         | PTS       | PIM       | PP       | SH       |
|---------------|------------|-----------|-----------|-----------|-----------|----------|----------|
| 1997-98       | 11         | 5         | 4         | 9         | 0         | 0        | 0        |
| 1998-99       | 76         | 13        | 33        | 46        | 18        | 5        | 0        |
| 1999-00       | 44         | 5         | 21        | 26        | 8         | 2        | 0        |
| <b>TOTALS</b> | <b>131</b> | <b>23</b> | <b>58</b> | <b>81</b> | <b>26</b> | <b>7</b> | <b>0</b> |
| PLAYOFFS      | GP         | G         | A         | PTS       | PIM       | PP       | SH       |
| 1998          | 3          | 0         | 1         | 1         | 0         | 0        | 0        |
| 1999          | 7          | 0         | 2         | 2         | 0         | 0        | 0        |
| <b>TOTALS</b> | <b>10</b>  | <b>0</b>  | <b>3</b>  | <b>3</b>  | <b>0</b>  | <b>0</b> | <b>0</b> |

**MIKE MOUTAU**

| YEAR          | GP         | G        | A         | PTS       | PIM        | PP       | SH       |
|---------------|------------|----------|-----------|-----------|------------|----------|----------|
| 2007-08       | 76         | 4        | 13        | 17        | 48         | 1        | 0        |
| 2008-09       | 80         | 1        | 14        | 15        | 35         | 0        | 0        |
| 2009-10       | 79         | 2        | 16        | 18        | 41         | 0        | 0        |
| <b>TOTALS</b> | <b>235</b> | <b>7</b> | <b>43</b> | <b>50</b> | <b>124</b> | <b>1</b> | <b>0</b> |
| PLAYOFFS      | GP         | G        | A         | PTS       | PIM        | PP       | SH       |
| 2008          | 5          | 1        | 0         | 1         | 0          | 0        | 0        |
| 2009          | 7          | 1        | 1         | 2         | 0          | 0        | 0        |
| 2010          | 5          | 0        | 1         | 1         | 0          | 0        | 0        |
| <b>TOTALS</b> | <b>17</b>  | <b>2</b> | <b>2</b>  | <b>4</b>  | <b>0</b>   | <b>0</b> | <b>0</b> |

**MIRCO MUELLER**

| YEAR          | GP         | G        | A         | PTS       | PIM       | PP       | SH       |
|---------------|------------|----------|-----------|-----------|-----------|----------|----------|
| 2017-18       | 28         | 0        | 4         | 4         | 4         | 0        | 0        |
| 2018-19       | 53         | 1        | 10        | 11        | 17        | 0        | 0        |
| 2019-20       | 50         | 2        | 5         | 7         | 23        | 0        | 0        |
| <b>TOTALS</b> | <b>131</b> | <b>3</b> | <b>19</b> | <b>22</b> | <b>44</b> | <b>0</b> | <b>0</b> |
| PLAYOFFS      | GP         | G        | A         | PTS       | PIM       | PP       | SH       |
| 2018          | 3          | 0        | 0         | 0         | 0         | 0        | 0        |

**BRYAN MUIR**

| YEAR    | GP | G | A | PTS | PIM | PP | SH |
|---------|----|---|---|-----|-----|----|----|
| 1998-99 | 1  | 0 | 0 | 0   | 0   | 0  | 0  |

**KIRK MULLER**

| YEAR          | GP         | G          | A          | PTS        | PIM        | PP        | SH       |
|---------------|------------|------------|------------|------------|------------|-----------|----------|
| 1984-85       | 80         | 17         | 37         | 54         | 69         | 9         | 1        |
| 1985-86       | 77         | 25         | 41         | 66         | 45         | 5         | 1        |
| 1986-87       | 79         | 26         | 50         | 76         | 75         | 10        | 1        |
| 1987-88       | 80         | 37         | 57         | 94         | 114        | 17        | 2        |
| 1988-89       | 80         | 31         | 43         | 74         | 119        | 12        | 1        |
| 1989-90       | 80         | 30         | 56         | 86         | 74         | 9         | 0        |
| 1990-91       | 80         | 19         | 51         | 70         | 76         | 7         | 0        |
| <b>TOTALS</b> | <b>556</b> | <b>185</b> | <b>335</b> | <b>520</b> | <b>572</b> | <b>69</b> | <b>6</b> |
| PLAYOFFS      | GP         | G          | A          | PTS        | PIM        | PP        | SH       |
| 1988          | 20         | 4          | 8          | 12         | 37         | 0         | 0        |
| 1990          | 6          | 1          | 3          | 4          | 11         | 0         | 0        |
| 1991          | 7          | 0          | 2          | 2          | 10         | 0         | 0        |
| <b>TOTALS</b> | <b>33</b>  | <b>5</b>   | <b>13</b>  | <b>18</b>  | <b>58</b>  | <b>0</b>  | <b>0</b> |

**GRANT MULVEY**

| YEAR    | GP | G | A | PTS | PIM | PP | SH |
|---------|----|---|---|-----|-----|----|----|
| 1983-84 | 12 | 1 | 2 | 3   | 19  | 0  | 0  |

**CORY MURPHY**

| YEAR    | GP | G | A | PTS | PIM | PP | SH |
|---------|----|---|---|-----|-----|----|----|
| 2009-10 | 12 | 2 | 1 | 3   | 2   | 0  | 0  |

**RYAN MURPHY**

| YEAR    | GP | G | A | PTS | PIM | PP | SH |
|---------|----|---|---|-----|-----|----|----|
| 2018-19 | 1  | 0 | 1 | 1   | 0   | 0  | 0  |

**RYAN MURRAY**

| YEAR    | GP | G | A  | PTS | PIM | PP | SH |
|---------|----|---|----|-----|-----|----|----|
| 2020-21 | 48 | 0 | 14 | 14  | 8   | 0  | 0  |

**SERGEI NEMCHINOV**

| YEAR          | GP         | G         | A         | PTS       | PIM       | PP       | SH       |
|---------------|------------|-----------|-----------|-----------|-----------|----------|----------|
| 1998-99       | 10         | 4         | 0         | 4         | 6         | 1        | 0        |
| 1999-00       | 53         | 10        | 16        | 26        | 18        | 0        | 1        |
| 2000-01       | 65         | 8         | 22        | 30        | 16        | 1        | 0        |
| 2001-02       | 68         | 5         | 5         | 10        | 10        | 0        | 0        |
| <b>TOTALS</b> | <b>196</b> | <b>27</b> | <b>43</b> | <b>70</b> | <b>50</b> | <b>2</b> | <b>1</b> |
| PLAYOFFS      | GP         | G         | A         | PTS       | PIM       | PP       | SH       |

## SCOTT NIEDERMAYER

| YEAR          | GP         | G          | A          | PTS        | PIM        | PP        | SH       |
|---------------|------------|------------|------------|------------|------------|-----------|----------|
| 1991-92       | 4          | 0          | 1          | 1          | 2          | 0         | 0        |
| 1992-93       | 80         | 11         | 29         | 40         | 47         | 5         | 0        |
| 1993-94       | 81         | 10         | 36         | 46         | 42         | 5         | 0        |
| 1994-95       | 48         | 4          | 15         | 19         | 18         | 4         | 0        |
| 1995-96       | 79         | 8          | 25         | 33         | 46         | 6         | 0        |
| 1996-97       | 81         | 5          | 30         | 35         | 64         | 3         | 0        |
| 1997-98       | 81         | 14         | 43         | 57         | 27         | 11        | 0        |
| 1998-99       | 72         | 11         | 35         | 46         | 26         | 1         | 1        |
| 1999-00       | 71         | 7          | 31         | 38         | 48         | 1         | 0        |
| 2000-01       | 57         | 6          | 29         | 35         | 22         | 1         | 0        |
| 2001-02       | 76         | 11         | 22         | 33         | 30         | 2         | 0        |
| 2002-03       | 81         | 11         | 28         | 39         | 62         | 3         | 0        |
| 2003-04       | 81         | 14         | 40         | 54         | 44         | 9         | 0        |
| <b>TOTALS</b> | <b>892</b> | <b>112</b> | <b>364</b> | <b>476</b> | <b>478</b> | <b>51</b> | <b>1</b> |
| PLAYOFFS      | GP         | G          | A          | PTS        | PIM        | PP        | SH       |
| 1993          | 5          | 0          | 3          | 3          | 2          | 0         | 0        |
| 1994          | 20         | 2          | 2          | 4          | 8          | 1         | 0        |
| 1995          | 20         | 4          | 7          | 11         | 10         | 2         | 0        |
| 1997          | 10         | 2          | 4          | 6          | 6          | 2         | 0        |
| 1998          | 6          | 0          | 2          | 2          | 4          | 0         | 0        |
| 1999          | 7          | 1          | 3          | 4          | 18         | 1         | 0        |
| 2000          | 22         | 5          | 2          | 7          | 10         | 0         | 2        |
| 2001          | 21         | 0          | 6          | 6          | 14         | 0         | 0        |
| 2002          | 6          | 0          | 2          | 2          | 6          | 0         | 0        |
| 2003          | 24         | 2          | 16         | 18         | 16         | 1         | 0        |
| 2004          | 5          | 1          | 0          | 1          | 6          | 0         | 0        |
| <b>TOTALS</b> | <b>146</b> | <b>17</b>  | <b>47</b>  | <b>64</b>  | <b>100</b> | <b>7</b>  | <b>2</b> |

## JOE NIEUWENDYK

| YEAR          | GP        | G         | A         | PTS       | PIM       | PP       | SH       |
|---------------|-----------|-----------|-----------|-----------|-----------|----------|----------|
| 2001-02       | 14        | 2         | 9         | 11        | 4         | 0        | 0        |
| 2002-03       | 80        | 17        | 28        | 45        | 56        | 3        | 0        |
| <b>TOTALS</b> | <b>94</b> | <b>19</b> | <b>37</b> | <b>56</b> | <b>60</b> | <b>3</b> | <b>0</b> |
| PLAYOFFS      | GP        | G         | A         | PTS       | PIM       | PP       | SH       |
| 2002          | 5         | 0         | 1         | 1         | 0         | 0        | 0        |
| 2003          | 17        | 3         | 6         | 9         | 4         | 1        | 0        |
| <b>TOTALS</b> | <b>22</b> | <b>3</b>  | <b>7</b>  | <b>10</b> | <b>4</b>  | <b>1</b> | <b>0</b> |

## STEFAN NOESSEN

| YEAR          | GP         | G         | A         | PTS       | PIM       | PP       | SH       |
|---------------|------------|-----------|-----------|-----------|-----------|----------|----------|
| 2016-17       | 32         | 6         | 2         | 8         | 22        | 0        | 0        |
| 2017-18       | 72         | 13        | 14        | 27        | 36        | 0        | 0        |
| 2018-19       | 41         | 3         | 5         | 8         | 28        | 0        | 0        |
| <b>TOTALS</b> | <b>145</b> | <b>22</b> | <b>21</b> | <b>43</b> | <b>86</b> | <b>0</b> | <b>0</b> |
| PLAYOFFS      | GP         | G         | A         | PTS       | PIM       | PP       | SH       |
| 2018          | 4          | 1         | 0         | 1         | 4         | 0        | 0        |

## LEE NORWOOD

| YEAR            | GP        | G        | A        | PTS        | PIM        | PP        | SH        |
|-----------------|-----------|----------|----------|------------|------------|-----------|-----------|
| 1990-91         | 28        | 3        | 2        | 5          | 87         | 1         | 0         |
| <b>PLAYOFFS</b> | <b>GP</b> | <b>G</b> | <b>A</b> | <b>PTS</b> | <b>PIM</b> | <b>PP</b> | <b>SH</b> |
| 1991            | 4         | 0        | 0        | 0          | 18         | 0         | 0         |

## JIM O'BRIEN

| YEAR    | GP | G | A | PTS | PIM | PP | SH |
|---------|----|---|---|-----|-----|----|----|
| 2015-16 | 4  | 0 | 0 | 0   | 2   | 0  | 0  |

## JACK O'CALLAHAN

| YEAR          | GP        | G         | A         | PTS       | PIM        | PP       | SH       |
|---------------|-----------|-----------|-----------|-----------|------------|----------|----------|
| 1987-88       | 50        | 7         | 19        | 26        | 97         | 4        | 0        |
| 1988-89       | 36        | 5         | 21        | 26        | 51         | 5        | 0        |
| <b>TOTALS</b> | <b>86</b> | <b>12</b> | <b>40</b> | <b>52</b> | <b>148</b> | <b>9</b> | <b>0</b> |
| PLAYOFFS      | GP        | G         | A         | PTS       | PIM        | PP       | SH       |
| 1988          | 5         | 1         | 3         | 4         | 6          | 0        | 0        |

## MYLES O'CONNOR

| YEAR          | GP        | G        | A        | PTS      | PIM       | PP       | SH       |
|---------------|-----------|----------|----------|----------|-----------|----------|----------|
| 1990-91       | 22        | 3        | 1        | 4        | 41        | 0        | 0        |
| 1991-92       | 9         | 0        | 2        | 2        | 13        | 0        | 0        |
| 1992-93       | 7         | 0        | 0        | 0        | 9         | 0        | 0        |
| <b>TOTALS</b> | <b>38</b> | <b>3</b> | <b>3</b> | <b>6</b> | <b>63</b> | <b>0</b> | <b>0</b> |

## LYLE ODELEIN

| YEAR          | GP         | G         | A         | PTS       | PIM        | PP       | SH       |
|---------------|------------|-----------|-----------|-----------|------------|----------|----------|
| 1996-97       | 79         | 3         | 13        | 16        | 110        | 1        | 0        |
| 1997-98       | 79         | 4         | 19        | 23        | 171        | 1        | 0        |
| 1998-99       | 70         | 5         | 26        | 31        | 114        | 1        | 0        |
| 1999-00       | 57         | 1         | 15        | 16        | 104        | 0        | 0        |
| <b>TOTALS</b> | <b>285</b> | <b>13</b> | <b>73</b> | <b>86</b> | <b>499</b> | <b>3</b> | <b>0</b> |
| PLAYOFFS      | GP         | G         | A         | PTS       | PIM        | PP       | SH       |
| 1997          | 10         | 2         | 2         | 4         | 19         | 1        | 0        |
| 1998          | 6          | 1         | 1         | 2         | 21         | 1        | 0        |
| 1999          | 7          | 0         | 3         | 3         | 10         | 0        | 0        |
| <b>TOTALS</b> | <b>23</b>  | <b>3</b>  | <b>6</b>  | <b>9</b>  | <b>50</b>  | <b>2</b> | <b>0</b> |

## SEAN O'DONNELL

| YEAR            | GP        | G        | A        | PTS        | PIM        | PP        | SH        |
|-----------------|-----------|----------|----------|------------|------------|-----------|-----------|
| 2000-01         | 17        | 0        | 1        | 1          | 33         | 0         | 0         |
| <b>PLAYOFFS</b> | <b>GP</b> | <b>G</b> | <b>A</b> | <b>PTS</b> | <b>PIM</b> | <b>PP</b> | <b>SH</b> |
| 2001            | 23        | 1        | 2        | 3          | 41         | 0         | 0         |

## JOHNNY ODUYA

| YEAR          | GP         | G         | A         | PTS       | PIM        | PP       | SH       |
|---------------|------------|-----------|-----------|-----------|------------|----------|----------|
| 2006-07       | 76         | 2         | 9         | 11        | 61         | 0        | 0        |
| 2007-08       | 75         | 6         | 20        | 26        | 46         | 2        | 0        |
| 2008-09       | 82         | 7         | 22        | 29        | 30         | 1        | 1        |
| 2009-10       | 40         | 2         | 2         | 4         | 18         | 0        | 0        |
| <b>TOTALS</b> | <b>273</b> | <b>17</b> | <b>53</b> | <b>70</b> | <b>155</b> | <b>3</b> | <b>1</b> |
| PLAYOFFS      | GP         | G         | A         | PTS       | PIM        | PP       | SH       |
| 2007          | 6          | 0         | 1         | 1         | 6          | 0        | 0        |
| 2008          | 5          | 0         | 1         | 1         | 6          | 0        | 0        |
| 2009          | 7          | 0         | 0         | 0         | 2          | 0        | 0        |
| <b>TOTALS</b> | <b>18</b>  | <b>0</b>  | <b>2</b>  | <b>2</b>  | <b>14</b>  | <b>0</b> | <b>0</b> |

## JANNE OJANEN

| YEAR          | GP        | G         | A         | PTS       | PIM       | PP       | SH       |
|---------------|-----------|-----------|-----------|-----------|-----------|----------|----------|
| 1988-89       | 3         | 0         | 1         | 1         | 2         | 0        | 0        |
| 1989-90       | 64        | 17        | 13        | 30        | 12        | 1        | 0        |
| 1992-93       | 31        | 4         | 9         | 13        | 14        | 1        | 0        |
| <b>TOTALS</b> | <b>98</b> | <b>21</b> | <b>23</b> | <b>44</b> | <b>28</b> | <b>2</b> | <b>0</b> |
| PLAYOFFS      | GP        | G         | A         | PTS       | PIM       | PP       | SH       |
| 1992          | 3         | 0         | 2         | 2         | 0         | 0        | 0        |

## ROSTISLAV OLESZ

| YEAR    | GP | G | A | PTS | PIM | PP | SH |
|---------|----|---|---|-----|-----|----|----|
| 2013-14 | 10 | 0 | 2 | 2   | 0   | 0  | 0  |

## KRZYSZTOF OLIWA

| YEAR          | GP         | G         | A         | PTS       | PIM        | PP       | SH       |
|---------------|------------|-----------|-----------|-----------|------------|----------|----------|
| 1996-97       | 1          | 0         | 0         | 0         | 5          | 0        | 0        |
| 1997-98       | 73         | 2         | 3         | 5         | 295        | 0        | 0        |
| 1998-99       | 64         | 5         | 7         | 12        | 240        | 0        | 0        |
| 1999-00       | 69         | 6         | 10        | 16        | 184        | 1        | 0        |
| 2005-06       | 3          | 0         | 0         | 0         | 0          | 1        | 0        |
| <b>TOTALS</b> | <b>210</b> | <b>13</b> | <b>20</b> | <b>33</b> | <b>724</b> | <b>1</b> | <b>0</b> |
| PLAYOFFS      | GP         | G         | A         | PTS       | PIM        | PP       | SH       |
| 1998          | 6          | 0         | 0         | 0         | 23         | 0        | 0        |
| 1999          | 1          | 0         | 0         | 0         | 2          | 0        | 0        |
| <b>TOTALS</b> | <b>7</b>   | <b>0</b>  | <b>0</b>  | <b>0</b>  | <b>25</b>  | <b>0</b> | <b>0</b> |

## BRIAN O'NEILL

| YEAR    | GP | G | A | PTS | PIM | PP | SH |
|---------|----|---|---|-----|-----|----|----|
| 2015-16 | 22 | 0 | 2 | 2   | 8   | 0  | 0  |

## ROB PALMER

| YEAR          | GP        | G        | A         | PTS       | PIM       | PP       | SH       |
|---------------|-----------|----------|-----------|-----------|-----------|----------|----------|
| 1982-83       | 60        | 1        | 10        | 11        | 21        | 0        | 0        |
| 1983-84       | 38        | 0        | 5         | 5         | 10        | 0        | 0        |
| <b>TOTALS</b> | <b>98</b> | <b>1</b> | <b>15</b> | <b>16</b> | <b>31</b> | <b>0</b> | <b>0</b> |

## KYLE PALMIERI

| YEAR          | GP         | G          | A          | PTS        | PIM        | PP        | SH       |
|---------------|------------|------------|------------|------------|------------|-----------|----------|
| 2015-16       | 82         | 30         | 27         | 57         | 39         | 11        | 0        |
| 2016-17       | 80         | 26         | 27         | 53         | 46         | 8         | 1        |
| 2017-18       | 62         | 24         | 20         | 44         | 30         | 11        | 0        |
| 2018-19       | 74         | 27         | 23         | 50         | 42         | 11        | 0        |
| 2019-20       | 65         | 25         | 20         | 45         | 41         | 11        | 0        |
| 2020-21       | 34         | 8          | 9          | 17         | 18         | 1         | 1        |
| <b>TOTALS</b> | <b>397</b> | <b>140</b> | <b>126</b> | <b>266</b> | <b>216</b> | <b>53</b> | <b>2</b> |
| PLAYOFFS      | GP         | G          | A          | PTS        | PIM        | PP        | SH       |
| 2017-18       | 5          | 1          | 2          | 3          | 6          | 1         | 0        |

## NICK PALMIERI

| YEAR          | GP        | G         | A         | PTS       | PIM       | PP       | SH       |
|---------------|-----------|-----------|-----------|-----------|-----------|----------|----------|
| 2009-10       | 6         | 0         | 1         | 1         | 0         | 0        | 0        |
| 2010-11       | 43        | 9         | 8         | 17        | 6         | 1        | 0        |
| 2011-12       | 29        | 4         | 3         | 7         | 14        | 0        | 0        |
| <b>TOTALS</b> | <b>78</b> | <b>13</b> | <b>12</b> | <b>25</b> | <b>20</b> | <b>1</b> | <b>0</b> |

## JAY PANDOLFO

| YEAR          | GP         | G         | A          | PTS        | PIM        | PP       | SH       |
|---------------|------------|-----------|------------|------------|------------|----------|----------|
| 1996-97       | 46         | 6         | 8          | 14         | 6          | 0        | 0        |
| 1997-98       | 23         | 1         | 3          | 4          | 4          | 0        | 0        |
| 1998-99       | 70         | 14        | 13         | 27         | 10         | 1        | 1        |
| 1999-00       | 71         | 7         | 8          | 15         | 4          | 0        | 0        |
| 2000-01       | 63         | 4         | 12         | 16         | 16         | 0        | 0        |
| 2001-02       | 65         | 4         | 10         | 14         | 15         | 0        | 1        |
| 2002-03       | 68         | 6         | 11         | 17         | 23         | 0        | 1        |
| 2003-04       | 82         | 13        | 13         | 26         | 14         | 1        | 2        |
| 2005-06       | 82         | 10        | 10         | 20         | 16         | 0        | 0        |
| 2006-07       | 82         | 13        | 14         | 27         | 8          | 0        | 1        |
| 2007-08       | 54         | 12        | 12         | 24         | 22         | 0        | 0        |
| 2008-09       | 61         | 5         | 5          | 10         | 10         | 0        | 1        |
| 2009-10       | 52         | 4         | 5          | 9          | 6          | 0        | 0        |
| <b>TOTALS</b> | <b>819</b> | <b>99</b> | <b>124</b> | <b>223</b> | <b>154</b> | <b>2</b> | <b>7</b> |
| PLAYOFFS      | GP         | G         | A          | PTS        | PIM        | PP       | SH       |
| 1997          | 6          | 0         | 1          | 1          | 0          | 0        | 0        |
| 1998          | 3          | 0         | 2          | 2          | 0          | 0        | 0        |
| 1999          | 7          | 1         | 0          | 1          | 0          | 0        | 0        |
| 2000          | 23         | 0         | 5          | 5          | 0          | 0        | 0        |
| 2001          | 25         | 1         | 4          | 5          | 4          | 0        | 0        |
| 2002          | 6          | 0         | 0          | 0          | 0          | 0        | 0        |
| 2003          | 24         | 6         | 6          | 12         | 2          | 0        | 0        |
| 2004          | 5          | 0         | 0          | 0          | 0          | 0        | 0        |
| 2006          | 9          | 1         | 4          | 5          | 0          | 0        | 1        |
| 2007          | 11         | 1         | 0          | 1          | 4          | 0        | 0        |
| 2008          | 5          | 0         | 0          | 0          | 2          | 0        | 0        |
| 2009          | 7          | 1         | 0          | 1          | 0          | 0        | 0        |
| <b>TOTALS</b> | <b>131</b> | <b>11</b> | <b>22</b>  | <b>33</b>  | <b>12</b>  | <b>0</b> | <b>1</b> |

## P.A. PARENTEAU

| YEAR    | GP | G  | A  | PTS | PIM | PP | SH |
|---------|----|----|----|-----|-----|----|----|
| 2016-17 | 59 | 13 | 14 | 27  | 35  | 4  | 0  |

## ZACH PARISE

| YEAR    | GP  | G   | A   | PTS | PIM | PP | SH |
|---------|-----|-----|-----|-----|-----|----|----|
| 2005-06 | 81  | 14  | 18  | 32  | 28  | 2  | 0  |
| 2006-07 | 82  | 31  | 31  | 62  | 30  | 9  | 0  |
| 2007-08 | 81  | 32  | 33  | 65  | 25  | 10 | 1  |
| 2008-09 | 82  | 45  | 49  | 94  | 24  | 14 | 0  |
| 2009-10 | 81  | 38  | 44  | 82  | 32  | 9  | 1  |
| 2010-11 | 13  | 3   | 3   | 6   | 6   | 0  | 0  |
| 2011-12 | 82  | 31  | 38  | 69  | 32  | 7  | 3  |
| TOTALS  | 502 | 194 | 216 | 410 | 177 | 51 | 5  |

| PLAYOFFS | GP | G  | A  | PTS | PIM | PP | SH |
|----------|----|----|----|-----|-----|----|----|
| 2006     | 9  | 1  | 2  | 3   | 2   | 0  | 0  |
| 2007     | 11 | 7  | 3  | 10  | 8   | 2  | 0  |
| 2008     | 5  | 1  | 4  | 5   | 2   | 1  | 0  |
| 2009     | 7  | 3  | 3  | 6   | 2   | 1  | 0  |
| 2010     | 5  | 1  | 3  | 4   | 0   | 0  | 1  |
| 2012     | 24 | 8  | 7  | 15  | 4   | 3  | 0  |
| TOTALS   | 62 | 21 | 22 | 43  | 18  | 7  | 1  |

## DENIS PEDERSON

| YEAR    | GP  | G  | A  | PTS | PIM | PP | SH |
|---------|-----|----|----|-----|-----|----|----|
| 1985-86 | 10  | 3  | 1  | 4   | 1   | 0  | 0  |
| 1986-87 | 70  | 12 | 20 | 32  | 62  | 3  | 0  |
| 1987-88 | 80  | 15 | 13 | 28  | 66  | 7  | 0  |
| 1988-89 | 76  | 11 | 12 | 23  | 66  | 3  | 0  |
| 1989-90 | 35  | 3  | 3  | 6   | 26  | 0  | 0  |
| TOTALS  | 271 | 44 | 49 | 93  | 241 | 14 | 0  |

| PLAYOFFS | GP | G | A | PTS | PIM | PP | SH |
|----------|----|---|---|-----|-----|----|----|
| 1987     | 9  | 0 | 0 | 0   | 2   | 0  | 0  |
| 1988     | 6  | 0 | 1 | 1   | 2   | 0  | 1  |
| 1989     | 3  | 0 | 1 | 1   | 0   | 0  | 0  |
| TOTALS   | 18 | 1 | 2 | 3   | 4   | 0  | 1  |

## SCOTT PELLERIN

| YEAR    | GP | G  | A  | PTS | PIM | PP | SH |
|---------|----|----|----|-----|-----|----|----|
| 1992-93 | 45 | 10 | 11 | 21  | 41  | 1  | 2  |
| 1993-94 | 1  | 0  | 0  | 0   | 2   | 0  | 0  |
| 1995-96 | 1  | 0  | 2  | 0   | 0   | 0  | 0  |
| TOTALS  | 52 | 12 | 12 | 24  | 43  | 1  | 2  |

## ROD PELLEY

| YEAR    | GP  | G | A  | PTS | PIM | PP | SH |
|---------|-----|---|----|-----|-----|----|----|
| 2006-07 | 9   | 0 | 0  | 0   | 0   | 0  | 0  |
| 2007-08 | 58  | 2 | 4  | 6   | 19  | 0  | 0  |
| 2009-10 | 63  | 2 | 8  | 10  | 40  | 0  | 0  |
| 2010-11 | 74  | 3 | 7  | 10  | 27  | 1  | 0  |
| 2011-12 | 7   | 0 | 0  | 0   | 7   | 0  | 0  |
| TOTALS  | 211 | 7 | 19 | 26  | 93  | 1  | 0  |

| PLAYOFFS | GP | G | A | PTS | PIM | PP | SH |
|----------|----|---|---|-----|-----|----|----|
| 2010     | 3  | 0 | 0 | 0   | 2   | 0  | 0  |

## MIKE PELUSO

| YEAR    | GP  | G | A  | PTS | PIM | PP | SH |
|---------|-----|---|----|-----|-----|----|----|
| 1993-94 | 69  | 4 | 16 | 20  | 238 | 0  | 0  |
| 1994-95 | 46  | 2 | 9  | 11  | 167 | 0  | 0  |
| 1995-96 | 57  | 3 | 8  | 11  | 146 | 0  | 0  |
| 1996-97 | 20  | 0 | 2  | 2   | 68  | 0  | 0  |
| TOTALS  | 192 | 9 | 35 | 44  | 619 | 0  | 0  |

| PLAYOFFS | GP | G | A | PTS | PIM | PP | SH |
|----------|----|---|---|-----|-----|----|----|
| 1994     | 17 | 1 | 0 | 1   | 64  | 0  | 0  |
| 1995     | 20 | 1 | 2 | 3   | 8   | 0  | 0  |
| TOTALS   | 37 | 2 | 2 | 4   | 72  | 0  | 0  |

## RICARD PERSSON

| YEAR    | GP | G | A | PTS | PIM | PP | SH |
|---------|----|---|---|-----|-----|----|----|
| 1995-96 | 12 | 2 | 1 | 3   | 8   | 1  | 0  |
| 1996-97 | 1  | 0 | 0 | 0   | 0   | 0  | 0  |
| TOTALS  | 13 | 2 | 1 | 3   | 8   | 1  | 0  |

## HARRI PESONEN

| YEAR    | GP | G | A | PTS | PIM | PP | SH |
|---------|----|---|---|-----|-----|----|----|
| 2012-13 | 4  | 0 | 0 | 0   | 2   | 0  | 0  |

## ANDREW PETERS

| YEAR    | GP | G | A | PTS | PIM | PP | SH |
|---------|----|---|---|-----|-----|----|----|
| 2009-10 | 29 | 0 | 0 | 0   | 93  | 0  | 0  |

## DAVID PICHETTE

| YEAR    | GP  | G  | A  | PTS | PIM | PP | SH |
|---------|-----|----|----|-----|-----|----|----|
| 1984-85 | 71  | 17 | 40 | 57  | 41  | 8  | 0  |
| 1985-86 | 33  | 7  | 12 | 19  | 22  | 4  | 0  |
| TOTALS  | 104 | 24 | 52 | 76  | 63  | 12 | 0  |

## RANDY PIERCE

| YEAR    | GP | G | A | PTS | PIM | PP | SH |
|---------|----|---|---|-----|-----|----|----|
| 1982-83 | 3  | 0 | 0 | 0   | 0   | 0  | 0  |

## BLAKE PIETILA

| YEAR    | GP | G | A | PTS | PIM | PP | SH |
|---------|----|---|---|-----|-----|----|----|
| 2015-16 | 7  | 1 | 1 | 2   | 2   | 0  | 0  |
| 2016-17 | 10 | 0 | 1 | 1   | 4   | 0  | 0  |
| 2017-18 | 2  | 0 | 0 | 0   | 0   | 0  | 0  |
| 2018-19 | 19 | 0 | 1 | 1   | 6   | 0  | 0  |
| TOTALS  | 38 | 1 | 3 | 4   | 12  | 0  | 0  |

## TUOMAS PIHLMAN

| YEAR    | GP | G | A | PTS | PIM | PP | SH |
|---------|----|---|---|-----|-----|----|----|
| 2003-04 | 2  | 0 | 0 | 0   | 2   | 0  | 0  |
| 2005-06 | 11 | 1 | 1 | 2   | 10  | 0  | 0  |
| 2006-07 | 2  | 0 | 0 | 0   | 0   | 0  | 0  |
| TOTALS  | 15 | 1 | 1 | 2   | 12  | 0  | 0  |

## ILKKA PIKKARAINEN

| YEAR    | GP | G | A | PTS | PIM | PP | SH |
|---------|----|---|---|-----|-----|----|----|
| 2009-10 | 31 | 1 | 3 | 4   | 10  | 0  | 0  |

## WALT PODDUBNY

| YEAR    | GP | G | A  | PTS | PIM | PP | SH |
|---------|----|---|----|-----|-----|----|----|
| 1989-90 | 33 | 4 | 10 | 14  | 28  | 1  | 0  |
| 1990-91 | 14 | 4 | 6  | 10  | 10  | 0  | 0  |
| 1991-92 | 7  | 1 | 2  | 3   | 6   | 0  | 0  |
| TOTALS  | 54 | 9 | 18 | 27  | 44  | 1  | 0  |

## ALEXEI PONIKAROVSKY

| YEAR    | GP | G | A  | PTS | PIM | PP | SH |
|---------|----|---|----|-----|-----|----|----|
| 2011-12 | 33 | 7 | 11 | 18  | 8   | 0  | 0  |
| 2012-13 | 30 | 2 | 5  | 7   | 8   | 0  | 0  |
| TOTALS  | 63 | 9 | 16 | 25  | 16  | 0  | 0  |

| PLAYOFFS | GP | G | A | PTS | PIM | PP | SH |
|----------|----|---|---|-----|-----|----|----|
| 2012     | 24 | 1 | 8 | 9   | 12  | 0  | 0  |

## JUKKA PORVARI

| YEAR    | GP | G | A | PTS | PIM | PP | SH |
|---------|----|---|---|-----|-----|----|----|
| 1982-83 | 8  | 1 | 3 | 4   | 4   | 0  | 0  |

## RICH PRESTON

| YEAR    | GP  | G  | A  | PTS | PIM | PP | SH |
|---------|-----|----|----|-----|-----|----|----|
| 1984-85 | 75  | 12 | 15 | 27  | 26  | 1  | 0  |
| 1985-86 | 76  | 19 | 22 | 41  | 65  | 3  | 0  |
| TOTALS  | 151 | 31 | 37 | 68  | 91  | 4  | 0  |

## DALTON PROUT

| YEAR    | GP | G | A | PTS | PIM | PP | SH |
|---------|----|---|---|-----|-----|----|----|
| 2016-17 | 14 | 0 | 3 | 3   | 30  | 0  | 0  |
| 2017-18 | 4  | 0 | 0 | 0   | 13  | 0  | 0  |
| TOTALS  | 18 | 0 | 3 | 3   | 43  | 0  | 0  |

## JOEL QUENNEVILLE

| YEAR    | GP | G | A  | PTS | PIM | PP | SH |
|---------|----|---|----|-----|-----|----|----|
| 1982-83 | 74 | 5 | 12 | 17  | 46  | 0  | 1  |

## JOHN QUENNEVILLE

| YEAR    | GP | G | A | PTS | PIM | PP | SH |
|---------|----|---|---|-----|-----|----|----|
| 2016-17 | 12 | 1 | 3 | 4   | 2   | 1  | 0  |
| 2017-18 | 2  | 0 | 0 | 0   | 0   | 0  | 0  |
| 2018-19 | 19 | 1 | 0 | 1   | 4   | 0  | 0  |
| TOTALS  | 33 | 2 | 3 | 5   | 6   | 1  | 0  |

## KYLE QUINCEY

| YEAR    | GP | G | A | PTS | PIM | PP | SH |
|---------|----|---|---|-----|-----|----|----|
| 2016-17 | 53 | 4 | 8 | 12  | 39  | 0  | 0  |

## DERON QUINT

| YEAR    | GP | G | A | PTS | PIM | PP | SH |
|---------|----|---|---|-----|-----|----|----|
| 1999-00 | 4  | 1 | 0 | 1   | 2   | 0  | 0  |

## KAREL RACHUNEK

| YEAR    | GP | G | A | PTS | PIM | PP | SH |
|---------|----|---|---|-----|-----|----|----|
| 2007-08 | 47 | 4 | 9 | 13  | 40  | 0  | 0  |

## BRIAN RAFALSKI

| YEAR    | GP  | G  | A   | PTS | PIM | PP | SH |
|---------|-----|----|-----|-----|-----|----|----|
| 1999-00 | 75  | 5  | 27  | 32  | 28  | 1  | 0  |
| 2000-01 | 78  | 9  | 43  | 52  | 26  | 6  | 0  |
| 2001-02 | 76  | 7  | 40  | 47  | 18  | 2  | 0  |
| 2002-03 | 79  | 3  | 37  | 40  | 14  | 2  | 0  |
| 2003-04 | 69  | 6  | 30  | 36  | 24  | 2  | 0  |
| 2005-06 | 82  | 6  | 43  | 49  | 36  | 3  | 0  |
| 2006-07 | 82  | 8  | 47  | 55  | 34  | 3  | 1  |
| TOTALS  | 541 | 44 | 267 | 311 | 180 | 19 | 1  |

| PLAYOFFS | GP  | G  | A  | PTS | PIM | PP | SH |
|----------|-----|----|----|-----|-----|----|----|
| 2000     | 23  | 2  | 6  | 8   | 8   | 0  | 0  |
| 2001     | 25  | 7  | 11 | 18  | 7   | 1  | 0  |
| 2002     | 6   | 3  | 2  | 5   | 4   | 3  | 0  |
| 2003     | 23  | 2  | 9  | 11  | 8   | 2  | 0  |
| 2004     | 5   | 0  | 1  | 1   | 0   | 0  | 0  |
| 2006     | 9   | 1  | 8  | 9   | 2   | 1  | 0  |
| 2007     | 11  | 2  | 6  | 8   | 8   | 2  | 0  |
| TOTALS   | 102 | 17 | 43 | 60  | 37  | 9  | 0  |

## ERIK RASMUSSEN

| YEAR    | GP  | G  | A  | PTS | PIM | PP | SH |
|---------|-----|----|----|-----|-----|----|----|
| 2003-04 | 69  | 7  | 6  | 13  | 41  | 0  | 0  |
| 2005-06 | 67  | 5  | 5  | 10  | 32  | 1  | 0  |
| 2006-07 | 71  | 3  | 7  | 10  | 25  | 0  | 0  |
| TOTALS  | 207 | 15 | 18 | 33  | 98  | 1  | 0  |

| PLAYOFFS | GP | G | A | PTS | PIM | PP | SH |
|----------|----|---|---|-----|-----|----|----|
| 2004     | 5  | 0 | 2 | 2   | 2   | 0  | 0  |
| 2006     | 9  | 0 | 0 | 0   | 8   | 0  | 0  |
| 2007     | 11 | 0 |   |     |     |    |    |

**STEPHANE RICHER cont.**

| PLAYOFFS      | GP        | G         | A         | PTS       | PIM       | PP       | SH       |
|---------------|-----------|-----------|-----------|-----------|-----------|----------|----------|
| 1992          | 7         | 1         | 2         | 3         | 0         | 0        | 0        |
| 1993          | 5         | 2         | 2         | 4         | 1         | 1        | 0        |
| 1994          | 20        | 7         | 5         | 12        | 6         | 3        | 0        |
| 1995          | 19        | 6         | 15        | 21        | 2         | 3        | 1        |
| 2002          | 3         | 0         | 0         | 0         | 0         | 0        | 0        |
| <b>TOTALS</b> | <b>54</b> | <b>16</b> | <b>24</b> | <b>40</b> | <b>10</b> | <b>7</b> | <b>1</b> |

**STEVE RICHMOND**

| YEAR    | GP | G | A | PTS | PIM | PP | SH |
|---------|----|---|---|-----|-----|----|----|
| 1986-87 | 44 | 1 | 7 | 8   | 143 | 0  | 0  |

**BRIAN ROLSTON**

| YEAR          | GP         | G          | A          | PTS        | PIM        | PP        | SH        |
|---------------|------------|------------|------------|------------|------------|-----------|-----------|
| 1994-95       | 40         | 7          | 11         | 18         | 17         | 2         | 0         |
| 1995-96       | 58         | 13         | 11         | 24         | 8          | 3         | 1         |
| 1996-97       | 81         | 18         | 27         | 45         | 20         | 2         | 2         |
| 1997-98       | 76         | 16         | 14         | 30         | 16         | 0         | 2         |
| 1998-99       | 82         | 24         | 33         | 57         | 14         | 5         | 5         |
| 1999-00       | 11         | 3          | 1          | 4          | 0          | 1         | 0         |
| 2008-09       | 64         | 15         | 17         | 32         | 30         | 8         | 0         |
| 2009-10       | 80         | 20         | 17         | 37         | 22         | 7         | 0         |
| 2010-11       | 65         | 14         | 20         | 34         | 34         | 6         | 0         |
| <b>TOTALS</b> | <b>557</b> | <b>130</b> | <b>151</b> | <b>281</b> | <b>161</b> | <b>34</b> | <b>10</b> |

| PLAYOFFS      | GP        | G         | A        | PTS       | PIM       | PP       | SH       |
|---------------|-----------|-----------|----------|-----------|-----------|----------|----------|
| 1995          | 6         | 2         | 1        | 3         | 4         | 1        | 0        |
| 1997          | 10        | 4         | 1        | 5         | 6         | 1        | 2        |
| 1998          | 6         | 1         | 0        | 1         | 2         | 0        | 1        |
| 1999          | 7         | 1         | 0        | 1         | 2         | 0        | 1        |
| 2009          | 7         | 1         | 1        | 2         | 4         | 1        | 0        |
| 2010          | 5         | 2         | 1        | 3         | 0         | 2        | 0        |
| <b>TOTALS</b> | <b>41</b> | <b>11</b> | <b>4</b> | <b>15</b> | <b>18</b> | <b>5</b> | <b>4</b> |

**KEVIN ROONEY**

| YEAR          | GP        | G         | A        | PTS       | PIM       | PP       | SH       |
|---------------|-----------|-----------|----------|-----------|-----------|----------|----------|
| 2016-17       | 4         | 0         | 0        | 0         | 4         | 0        | 0        |
| 2017-18       | 1         | 0         | 0        | 0         | 0         | 0        | 0        |
| 2018-19       | 41        | 6         | 4        | 10        | 15        | 0        | 1        |
| 2019-20       | 49        | 4         | 5        | 9         | 20        | 0        | 2        |
| <b>TOTALS</b> | <b>95</b> | <b>10</b> | <b>9</b> | <b>19</b> | <b>39</b> | <b>0</b> | <b>3</b> |

**STEVE ROONEY**

| YEAR    | GP | G | A | PTS | PIM | PP | SH |
|---------|----|---|---|-----|-----|----|----|
| 1988-89 | 25 | 3 | 1 | 4   | 79  | 0  | 0  |

**REIJO RUOTSALAINEN**

| YEAR    | GP | G | A | PTS | PIM | PP | SH |
|---------|----|---|---|-----|-----|----|----|
| 1989-90 | 31 | 2 | 5 | 7   | 14  | 1  | 0  |

**MIKE RUPP**

| YEAR          | GP         | G         | A         | PTS       | PIM        | PP       | SH       |
|---------------|------------|-----------|-----------|-----------|------------|----------|----------|
| 2002-03       | 26         | 5         | 3         | 8         | 21         | 2        | 0        |
| 2003-04       | 51         | 6         | 5         | 11        | 41         | 1        | 0        |
| 2006-07       | 76         | 6         | 3         | 9         | 92         | 0        | 0        |
| 2007-08       | 64         | 3         | 6         | 9         | 58         | 1        | 0        |
| 2008-09       | 72         | 3         | 6         | 9         | 136        | 0        | 0        |
| <b>TOTALS</b> | <b>289</b> | <b>23</b> | <b>23</b> | <b>46</b> | <b>348</b> | <b>4</b> | <b>0</b> |

| PLAYOFFS      | GP        | G        | A        | PTS      | PIM       | PP       | SH       |
|---------------|-----------|----------|----------|----------|-----------|----------|----------|
| 2003          | 4         | 1        | 3        | 4        | 0         | 0        | 0        |
| 2007          | 9         | 0        | 1        | 1        | 7         | 0        | 0        |
| 2008          | 5         | 0        | 1        | 1        | 2         | 0        | 0        |
| 2009          | 7         | 0        | 0        | 0        | 14        | 0        | 0        |
| <b>TOTALS</b> | <b>25</b> | <b>1</b> | <b>5</b> | <b>6</b> | <b>23</b> | <b>0</b> | <b>0</b> |

**PHIL RUSSELL**

| YEAR          | GP         | G         | A         | PTS       | PIM        | PP       | SH       |
|---------------|------------|-----------|-----------|-----------|------------|----------|----------|
| 1983-84       | 76         | 9         | 22        | 31        | 96         | 0        | 0        |
| 1984-85       | 66         | 4         | 16        | 20        | 110        | 0        | 1        |
| 1985-86       | 30         | 2         | 3         | 5         | 51         | 0        | 0        |
| <b>TOTALS</b> | <b>172</b> | <b>15</b> | <b>41</b> | <b>56</b> | <b>257</b> | <b>0</b> | <b>1</b> |

**TUOMO RUUTU**

| YEAR          | GP         | G         | A         | PTS       | PIM       | PP       | SH       |
|---------------|------------|-----------|-----------|-----------|-----------|----------|----------|
| 2013-14       | 19         | 3         | 5         | 8         | 10        | 1        | 0        |
| 2014-15       | 77         | 7         | 6         | 13        | 28        | 0        | 0        |
| 2015-16       | 33         | 0         | 1         | 1         | 8         | 0        | 0        |
| <b>TOTALS</b> | <b>129</b> | <b>10</b> | <b>12</b> | <b>22</b> | <b>46</b> | <b>1</b> | <b>0</b> |

**MICHAEL RYDER**

| YEAR          | GP         | G         | A         | PTS       | PIM       | PP       | SH       |
|---------------|------------|-----------|-----------|-----------|-----------|----------|----------|
| 2013-14       | 82         | 18        | 16        | 34        | 18        | 4        | 1        |
| 2014-15       | 47         | 6         | 13        | 19        | 30        | 0        | 0        |
| <b>TOTALS</b> | <b>129</b> | <b>24</b> | <b>29</b> | <b>53</b> | <b>48</b> | <b>4</b> | <b>1</b> |

**JASON RYZNAR**

| YEAR    | GP | G | A | PTS | PIM | PP | SH |
|---------|----|---|---|-----|-----|----|----|
| 2005-06 | 8  | 0 | 0 | 0   | 2   | 0  | 0  |

**ANSSI SALMELA**

| YEAR          | GP        | G        | A         | PTS       | PIM       | PP       | SH       |
|---------------|-----------|----------|-----------|-----------|-----------|----------|----------|
| 2008-09       | 17        | 0        | 3         | 3         | 6         | 0        | 0        |
| 2009-10       | 9         | 1        | 2         | 3         | 0         | 0        | 1        |
| 2010-11       | 48        | 1        | 6         | 7         | 14        | 0        | 0        |
| <b>TOTALS</b> | <b>74</b> | <b>2</b> | <b>11</b> | <b>13</b> | <b>20</b> | <b>0</b> | <b>1</b> |

**ANDREAS SALOMONSSON**

| YEAR    | GP | G | A | PTS | PIM | PP | SH |
|---------|----|---|---|-----|-----|----|----|
| 2001-02 | 39 | 4 | 5 | 9   | 22  | 1  | 0  |

| PLAYOFFS | GP | G | A | PTS | PIM | PP | SH |
|----------|----|---|---|-----|-----|----|----|
| 2002     | 4  | 0 | 1 | 1   | 0   | 0  | 0  |

**BRYCE SALVADOR**

| YEAR          | GP         | G        | A         | PTS       | PIM        | PP       | SH       |
|---------------|------------|----------|-----------|-----------|------------|----------|----------|
| 2007-08       | 8          | 0        | 0         | 0         | 11         | 0        | 0        |
| 2008-09       | 76         | 3        | 13        | 16        | 78         | 0        | 0        |
| 2009-10       | 79         | 4        | 10        | 14        | 57         | 0        | 0        |
| 2010-11       | 82         | 0        | 9         | 0         | 66         | 0        | 0        |
| 2011-12       | 39         | 0        | 2         | 2         | 22         | 0        | 0        |
| 2012-13       | 40         | 1        | 3         | 4         | 29         | 0        | 0        |
| 2013-14       | 15         | 0        | 2         | 2         | 20         | 0        | 0        |
| 2014-15       | 15         | 0        | 2         | 2         | 20         | 0        | 0        |
| <b>TOTALS</b> | <b>339</b> | <b>8</b> | <b>39</b> | <b>47</b> | <b>283</b> | <b>0</b> | <b>0</b> |

| PLAYOFFS      | GP        | G        | A         | PTS       | PIM       | PP       | SH       |
|---------------|-----------|----------|-----------|-----------|-----------|----------|----------|
| 2008          | 5         | 1        | 0         | 1         | 2         | 0        | 0        |
| 2009          | 4         | 0        | 0         | 0         | 4         | 0        | 0        |
| 2010          | 5         | 0        | 0         | 0         | 4         | 0        | 1        |
| 2012          | 24        | 4        | 10        | 14        | 26        | 0        | 1        |
| <b>TOTALS</b> | <b>36</b> | <b>5</b> | <b>10</b> | <b>15</b> | <b>38</b> | <b>0</b> | <b>1</b> |

**STEVEN SANTINI**

| YEAR          | GP         | G        | A         | PTS       | PIM       | PP       | SH       |
|---------------|------------|----------|-----------|-----------|-----------|----------|----------|
| 2015-16       | 1          | 0        | 0         | 0         | 2         | 0        | 0        |
| 2016-17       | 38         | 2        | 5         | 7         | 14        | 0        | 0        |
| 2017-18       | 36         | 2        | 8         | 10        | 21        | 0        | 0        |
| 2018-19       | 39         | 1        | 3         | 4         | 16        | 0        | 0        |
| <b>TOTALS</b> | <b>114</b> | <b>5</b> | <b>16</b> | <b>21</b> | <b>53</b> | <b>0</b> | <b>0</b> |

**ALEXANDER SEMAK**

| YEAR          | GP         | G         | A         | PTS        | PIM        | PP       | SH       |
|---------------|------------|-----------|-----------|------------|------------|----------|----------|
| 1991-92       | 25         | 5         | 6         | 11         | 0          | 0        | 1        |
| 1992-93       | 82         | 37        | 47        | 79         | 70         | 4        | 1        |
| 1993-94       | 54         | 12        | 17        | 29         | 22         | 2        | 2        |
| 1994-95       | 19         | 2         | 6         | 8          | 13         | 0        | 0        |
| <b>TOTALS</b> | <b>180</b> | <b>56</b> | <b>71</b> | <b>127</b> | <b>105</b> | <b>6</b> | <b>3</b> |

| PLAYOFFS      | GP       | G        | A        | PTS      | PIM      | PP       | SH       |
|---------------|----------|----------|----------|----------|----------|----------|----------|
| 1992          | 1        | 0        | 0        | 0        | 0        | 0        | 0        |
| 1993          | 5        | 1        | 1        | 2        | 0        | 0        | 0        |
| 1994          | 2        | 0        | 0        | 0        | 0        | 0        | 0        |
| <b>TOTALS</b> | <b>8</b> | <b>1</b> | <b>1</b> | <b>2</b> | <b>0</b> | <b>0</b> | <b>0</b> |

**BRETT SENEY**

| YEAR          | GP        | G        | A        | PTS       | PIM       | PP       | SH       |
|---------------|-----------|----------|----------|-----------|-----------|----------|----------|
| 2018-19       | 51        | 5        | 8        | 13        | 31        | 0        | 0        |
| 2019-20       | 2         | 0        | 0        | 0         | 0         | 0        | 0        |
| <b>TOTALS</b> | <b>53</b> | <b>5</b> | <b>8</b> | <b>13</b> | <b>31</b> | <b>0</b> | <b>0</b> |

**TIM SESTITO**

| YEAR          | GP         | G        | A        | PTS      | PIM       | PP       | SH       |
|---------------|------------|----------|----------|----------|-----------|----------|----------|
| 2009-10       | 9          | 0        | 1        | 1        | 2         | 0        | 0        |
| 2010-11       | 36         | 0        | 2        | 2        | 9         | 0        | 0        |
| 2011-12       | 18         | 0        | 0        | 0        | 7         | 0        | 0        |
| 2012-13       | 6          | 0        | 0        | 0        | 2         | 0        | 0        |
| 2013-14       | 16         | 0        | 3        | 3        | 2         | 0        | 0        |
| 2014-15       | 15         | 0        | 2        | 2        | 33        | 0        | 0        |
| <b>TOTALS</b> | <b>100</b> | <b>0</b> | <b>8</b> | <b>8</b> | <b>55</b> | <b>0</b> | <b>0</b> |

| PLAYOFFS | GP | G | A | PTS | PIM | PP | SH |
|----------|----|---|---|-----|-----|----|----|
| 2012     | 1  | 0 | 0 | 0   | 0   | 0  | 0  |

**DAMON SEVERSON**

| YEAR          | GP         | G         | A          | PTS        | PIM        | PP        | SH       |
|---------------|------------|-----------|------------|------------|------------|-----------|----------|
| 2014-15       | 51         | 5         | 12         | 17         | 22         | 0         | 0        |
| 2015-16       | 72         | 1         | 20         | 21         | 31         | 0         | 0        |
| 2016-17       | 80         | 3         | 28         | 31         | 58         | 0         | 0        |
| 2017-18       | 76         | 9         | 15         | 24         | 42         | 0         | 0        |
| 2018-19       | 82         | 11        | 28         | 39         | 58         | 3         | 0        |
| 2019-20       | 69         | 8         | 23         | 31         | 52         | 3         | 1        |
| 2020-21       | 56         | 3         | 18         | 21         | 29         | 0         | 0        |
| 2021-22       | 80         | 11        | 35         | 46         | 57         | 5         | 0        |
| 2022-23       | 81         | 7         | 26         | 33         | 38         | 1         | 1        |
| <b>TOTALS</b> | <b>647</b> | <b>58</b> | <b>205</b> | <b>263</b> | <b>388</b> | <b>12</b> | <b>1</b> |

| PLAYOFFS      | GP        | G        | A        | PTS      | PIM      | PP       | SH       |
|---------------|-----------|----------|----------|----------|----------|----------|----------|
| 2017-18       | 4         | 0        | 0        | 0        | 12       | 0        | 0        |
| 2022-23       | 12        | 1        | 2        | 3        | 6        | 0        | 0        |
| <b>TOTALS</b> | <b>16</b> | <b>1</b> | <b>2</b> | <b>3</b> | <b>6</b> | <b>0</b> | <b>0</b> |

**DAVID SCHLEMKO**

| YEAR    | GP | G | A  | PTS | PIM | PP | SH |
|---------|----|---|----|-----|-----|----|----|
| 2015-16 | 67 | 6 | 13 | 19  | 16  | 1  | 0  |

**BRENDAN SHANAHAN**

| YEAR          | GP         | G         | A          | PTS        | PIM        | PP        | SH       |
|---------------|------------|-----------|------------|------------|------------|-----------|----------|
| 1987-88       | 65         | 7         | 19         | 26         | 131        | 2         | 0        |
| 1988-89       | 68         | 22        | 28         | 50         | 115        | 9         | 0        |
| 1989-90       | 73         | 30        | 42         | 72         | 137        | 8         | 0        |
| 1990-91       | 75         | 29        | 37         | 66         | 141        | 7         | 0        |
| 2008-09       | 34         | 6         | 8          | 14         | 29         | 2         | 0        |
| <b>TOTALS</b> | <b>315</b> | <b>94</b> | <b>134</b> | <b>228</b> | <b>553</b> | <b>28</b> | <b>0</b> |

| PLAYOFFS | GP | G | A | PTS | PIM | PP | SH |
|----------|----|---|---|-----|-----|----|----|
| 1988     | 12 | 2 | 1 | 3   | 44  | 1  | 0  |
| 1990     | 6  | 3 | 3 | 6   | 20  | 1  | 0  |
| 1991     | 7  |   |   |     |     |    |    |

## VADIM SHARIFJANOV

| YEAR          | GP        | G         | A         | PTS       | PIM       | PP       | SH       |
|---------------|-----------|-----------|-----------|-----------|-----------|----------|----------|
| 1996-97       | 2         | 0         | 0         | 0         | 0         | 0        | 0        |
| 1998-99       | 53        | 11        | 16        | 27        | 28        | 1        | 0        |
| 1999-00       | 20        | 3         | 4         | 7         | 8         | 1        | 0        |
| <b>TOTALS</b> | <b>75</b> | <b>14</b> | <b>20</b> | <b>34</b> | <b>36</b> | <b>1</b> | <b>0</b> |
| PLAYOFFS      | GP        | G         | A         | PTS       | PIM       | PP       | SH       |
| 1999          | 4         | 0         | 0         | 0         | 0         | 0        | 0        |

## WAYNE SIMMONDS

| YEAR    | GP | G | A | PTS | PIM | PP | SH |
|---------|----|---|---|-----|-----|----|----|
| 2019-20 | 33 | 3 | 6 | 9   | 6   | 1  | 0  |

## REID SIMPSON

| YEAR          | GP        | G        | A        | PTS       | PIM        | PP       | SH       |
|---------------|-----------|----------|----------|-----------|------------|----------|----------|
| 1994-95       | 9         | 0        | 0        | 0         | 27         | 0        | 0        |
| 1995-96       | 23        | 1        | 5        | 6         | 79         | 0        | 0        |
| 1996-97       | 27        | 0        | 4        | 4         | 60         | 0        | 0        |
| 1997-98       | 6         | 0        | 0        | 0         | 16         | 0        | 0        |
| <b>TOTALS</b> | <b>65</b> | <b>1</b> | <b>9</b> | <b>10</b> | <b>182</b> | <b>0</b> | <b>0</b> |
| PLAYOFFS      | GP        | G        | A        | PTS       | PIM        | PP       | SH       |
| 1997          | 5         | 0        | 0        | 0         | 29         | 0        | 0        |

## MIKE SISLO

| YEAR          | GP        | G        | A        | PTS      | PIM      | PP       | SH       |
|---------------|-----------|----------|----------|----------|----------|----------|----------|
| 2013-14       | 14        | 0        | 0        | 0        | 0        | 0        | 0        |
| 2014-15       | 10        | 0        | 1        | 1        | 2        | 0        | 0        |
| 2015-16       | 18        | 3        | 1        | 4        | 4        | 1        | 0        |
| <b>TOTALS</b> | <b>42</b> | <b>3</b> | <b>2</b> | <b>5</b> | <b>6</b> | <b>1</b> | <b>0</b> |

## JARROD SKALDE

| YEAR          | GP        | G        | A        | PTS      | PIM      | PP       | SH       |
|---------------|-----------|----------|----------|----------|----------|----------|----------|
| 1990-91       | 1         | 0        | 1        | 1        | 0        | 0        | 0        |
| 1991-92       | 15        | 2        | 4        | 6        | 4        | 0        | 0        |
| 1992-93       | 11        | 0        | 2        | 2        | 4        | 0        | 0        |
| <b>TOTALS</b> | <b>27</b> | <b>2</b> | <b>7</b> | <b>9</b> | <b>8</b> | <b>0</b> | <b>0</b> |

## MARTIN SKOLA

| YEAR            | GP        | G        | A        | PTS        | PIM        | PP        | SH        |
|-----------------|-----------|----------|----------|------------|------------|-----------|-----------|
| 2009-10         | 19        | 0        | 3        | 3          | 4          | 0         | 0         |
| <b>PLAYOFFS</b> | <b>GP</b> | <b>G</b> | <b>A</b> | <b>PTS</b> | <b>PIM</b> | <b>PP</b> | <b>SH</b> |
| 2010            | 4         | 0        | 0        | 0          | 0          | 0         | 0         |

## ROB SKRLAC

| YEAR    | GP | G | A | PTS | PIM | PP | SH |
|---------|----|---|---|-----|-----|----|----|
| 2003-04 | 8  | 1 | 0 | 1   | 22  | 0  | 0  |

## RICHARD SMEHLIK

| YEAR            | GP        | G        | A        | PTS        | PIM        | PP        | SH        |
|-----------------|-----------|----------|----------|------------|------------|-----------|-----------|
| 2002-03         | 12        | 0        | 2        | 2          | 0          | 0         | 0         |
| <b>PLAYOFFS</b> | <b>GP</b> | <b>G</b> | <b>A</b> | <b>PTS</b> | <b>PIM</b> | <b>PP</b> | <b>SH</b> |
| 2003            | 4         | 0        | 0        | 0          | 0          | 0         | 0         |

## BRENDEN SMITH

| YEAR          | GP         | G        | A         | PTS       | PIM        | PP       | SH       |
|---------------|------------|----------|-----------|-----------|------------|----------|----------|
| 2022-23       | 60         | 0        | 5         | 5         | 63         | 0        | 0        |
| 2023-24       | 63         | 5        | 10        | 15        | 61         | 0        | 0        |
| <b>TOTALS</b> | <b>123</b> | <b>5</b> | <b>15</b> | <b>20</b> | <b>124</b> | <b>0</b> | <b>0</b> |
| PLAYOFFS      | GP         | G        | A         | PTS       | PIM        | PP       | SH       |
| 2022-23       | 3          | 0        | 1         | 1         | 12         | 0        | 0        |

## JASON SMITH

| YEAR          | GP         | G        | A        | PTS       | PIM        | PP       | SH       |
|---------------|------------|----------|----------|-----------|------------|----------|----------|
| 1993-94       | 41         | 0        | 5        | 5         | 43         | 0        | 0        |
| 1994-95       | 2          | 0        | 0        | 0         | 0          | 0        | 0        |
| 1995-96       | 64         | 2        | 1        | 3         | 96         | 0        | 0        |
| 1996-97       | 57         | 1        | 2        | 3         | 38         | 0        | 0        |
| <b>TOTALS</b> | <b>164</b> | <b>3</b> | <b>8</b> | <b>11</b> | <b>177</b> | <b>0</b> | <b>0</b> |
| PLAYOFFS      | GP         | G        | A        | PTS       | PIM        | PP       | SH       |
| 1994          | 6          | 0        | 0        | 0         | 7          | 0        | 0        |

## DEVANTE SMITH-PELLEY

| YEAR          | GP        | G         | A         | PTS       | PIM       | PP       | SH       |
|---------------|-----------|-----------|-----------|-----------|-----------|----------|----------|
| 2015-16       | 18        | 8         | 5         | 13        | 8         | 0        | 0        |
| 2016-17       | 53        | 4         | 5         | 9         | 12        | 0        | 0        |
| <b>TOTALS</b> | <b>71</b> | <b>12</b> | <b>10</b> | <b>22</b> | <b>20</b> | <b>0</b> | <b>0</b> |

## SHELDON SOURAY

| YEAR          | GP         | G        | A         | PTS       | PIM        | PP       | SH       |
|---------------|------------|----------|-----------|-----------|------------|----------|----------|
| 1997-98       | 60         | 3        | 7         | 10        | 85         | 0        | 0        |
| 1998-99       | 70         | 1        | 7         | 8         | 110        | 0        | 0        |
| 1999-00       | 52         | 0        | 8         | 8         | 70         | 0        | 0        |
| <b>TOTALS</b> | <b>182</b> | <b>4</b> | <b>22</b> | <b>26</b> | <b>265</b> | <b>0</b> | <b>0</b> |
| PLAYOFFS      | GP         | G        | A         | PTS       | PIM        | PP       | SH       |
| 1998          | 3          | 0        | 1         | 1         | 2          | 0        | 0        |
| 1999          | 2          | 0        | 1         | 1         | 0          | 0        | 0        |
| <b>TOTALS</b> | <b>5</b>   | <b>0</b> | <b>2</b>  | <b>2</b>  | <b>2</b>   | <b>0</b> | <b>0</b> |

## DREW STAFFORD

| YEAR          | GP         | G         | A         | PTS       | PIM       | PP       | SH       |
|---------------|------------|-----------|-----------|-----------|-----------|----------|----------|
| 2017-18       | 59         | 8         | 7         | 15        | 10        | 4        | 0        |
| 2018-19       | 57         | 5         | 8         | 13        | 18        | 1        | 0        |
| <b>TOTALS</b> | <b>116</b> | <b>13</b> | <b>15</b> | <b>28</b> | <b>28</b> | <b>5</b> | <b>0</b> |
| PLAYOFFS      | GP         | G         | A         | PTS       | PIM       | PP       | SH       |
| 2018          | 2          | 0         | 0         | 0         | 10        | 0        | 0        |

## SERGEI STARIKOV

| YEAR    | GP | G | A | PTS | PIM | PP | SH |
|---------|----|---|---|-----|-----|----|----|
| 1989-90 | 16 | 0 | 1 | 1   | 8   | 0  | 0  |

## PETER STASTNY

| YEAR          | GP         | G         | A          | PTS        | PIM        | PP        | SH       |
|---------------|------------|-----------|------------|------------|------------|-----------|----------|
| 1989-90       | 12         | 5         | 6          | 11         | 16         | 2         | 0        |
| 1990-91       | 77         | 18        | 42         | 60         | 53         | 4         | 0        |
| 1991-92       | 66         | 24        | 38         | 62         | 42         | 10        | 1        |
| 1992-93       | 62         | 17        | 23         | 40         | 22         | 7         | 0        |
| <b>TOTALS</b> | <b>217</b> | <b>64</b> | <b>109</b> | <b>173</b> | <b>133</b> | <b>23</b> | <b>1</b> |
| PLAYOFFS      | GP         | G         | A          | PTS        | PIM        | PP        | SH       |
| 1990          | 6          | 3         | 2          | 5          | 4          | 1         | 0        |
| 1991          | 7          | 3         | 4          | 7          | 2          | 1         | 0        |
| 1992          | 7          | 3         | 7          | 10         | 19         | 0         | 0        |
| 1993          | 5          | 0         | 2          | 2          | 2          | 0         | 0        |
| <b>TOTALS</b> | <b>25</b>  | <b>9</b>  | <b>15</b>  | <b>24</b>  | <b>27</b>  | <b>2</b>  | <b>0</b> |

## DAVID STECKEL

| YEAR    | GP | G | A | PTS | PIM | PP | SH |
|---------|----|---|---|-----|-----|----|----|
| 2010-11 | 18 | 1 | 0 | 1   | 2   | 0  | 0  |

## LEE STEMPIAK

| YEAR    | GP | G  | A  | PTS | PIM | PP | SH |
|---------|----|----|----|-----|-----|----|----|
| 2015-16 | 63 | 16 | 25 | 41  | 34  | 3  | 1  |

## SCOTT STEVENS

| YEAR          | GP         | G         | A          | PTS        | PIM         | PP        | SH       |
|---------------|------------|-----------|------------|------------|-------------|-----------|----------|
| 1991-92       | 68         | 17        | 42         | 59         | 124         | 7         | 1        |
| 1992-93       | 81         | 12        | 45         | 57         | 120         | 8         | 0        |
| 1993-94       | 83         | 18        | 60         | 78         | 112         | 5         | 1        |
| 1994-95       | 48         | 2         | 20         | 22         | 56          | 1         | 0        |
| 1995-96       | 82         | 5         | 23         | 28         | 100         | 2         | 1        |
| 1996-97       | 79         | 5         | 19         | 24         | 70          | 0         | 0        |
| 1997-98       | 80         | 4         | 22         | 26         | 80          | 1         | 0        |
| 1998-99       | 75         | 5         | 22         | 27         | 64          | 0         | 0        |
| 1999-00       | 78         | 8         | 21         | 29         | 103         | 0         | 1        |
| 2000-01       | 81         | 9         | 22         | 31         | 71          | 3         | 0        |
| 2001-02       | 82         | 1         | 16         | 17         | 44          | 0         | 0        |
| 2002-03       | 81         | 4         | 16         | 20         | 41          | 0         | 0        |
| 2003-04       | 38         | 3         | 9          | 12         | 22          | 1         | 0        |
| <b>TOTALS</b> | <b>956</b> | <b>93</b> | <b>337</b> | <b>430</b> | <b>1007</b> | <b>28</b> | <b>4</b> |
| PLAYOFFS      | GP         | G         | A          | PTS        | PIM         | PP        | SH       |
| 1992          | 7          | 2         | 1          | 3          | 29          | 2         | 0        |
| 1993          | 5          | 2         | 2          | 4          | 10          | 1         | 0        |
| 1994          | 20         | 2         | 9          | 11         | 42          | 2         | 0        |
| 1995          | 20         | 1         | 7          | 8          | 24          | 0         | 0        |
| 1997          | 10         | 0         | 4          | 4          | 2           | 0         | 0        |
| 1998          | 6          | 1         | 0          | 1          | 8           | 0         | 0        |
| 1999          | 7          | 2         | 1          | 3          | 10          | 2         | 0        |
| 2000          | 23         | 3         | 8          | 11         | 6           | 0         | 0        |
| 2001          | 25         | 1         | 7          | 8          | 37          | 0         | 0        |
| 2002          | 6          | 0         | 0          | 0          | 4           | 1         | 0        |
| 2003          | 24         | 3         | 6          | 9          | 18          | 1         | 0        |
| <b>TOTALS</b> | <b>153</b> | <b>17</b> | <b>45</b>  | <b>62</b>  | <b>186</b>  | <b>8</b>  | <b>0</b> |

## TURNER STEVENSON

| YEAR          | GP         | G         | A         | PTS       | PIM        | PP       | SH       |
|---------------|------------|-----------|-----------|-----------|------------|----------|----------|
| 2000-01       | 69         | 8         | 18        | 26        | 97         | 2        | 0        |
| 2001-02       | 21         | 0         | 2         | 2         | 25         | 0        | 0        |
| 2002-03       | 77         | 7         | 13        | 20        | 115        | 0        | 0        |
| 2003-04       | 61         | 14        | 13        | 27        | 76         | 4        | 0        |
| <b>TOTALS</b> | <b>228</b> | <b>29</b> | <b>46</b> | <b>75</b> | <b>313</b> | <b>6</b> | <b>0</b> |
| PLAYOFFS      | GP         | G         | A         | PTS       | PIM        | PP       | SH       |
| 2001          | 23         | 1         | 3         | 4         | 20         | 0        | 0        |
| 2002          | 1          | 0         | 0         | 0         | 4          | 0        | 0        |
| 2003          | 14         | 1         | 1         | 2         | 26         | 0        | 0        |
| 2004          | 5          | 0         | 0         | 0         | 0          | 0        | 0        |
| <b>TOTALS</b> | <b>43</b>  | <b>2</b>  | <b>4</b>  | <b>6</b>  | <b>50</b>  | <b>0</b> | <b>0</b> |

## AL STEWART

| YEAR          | GP        | G        | A        | PTS       | PIM        | PP       | SH       |
|---------------|-----------|----------|----------|-----------|------------|----------|----------|
| 1985-86       | 4         | 0        | 0        | 0         | 21         | 0        | 0        |
| 1986-87       | 7         | 1        | 0        | 1         | 26         | 0        | 0        |
| 1987-88       | 1         | 0        | 0        | 0         | 0          | 0        | 0        |
| 1988-89       | 6         | 0        | 2        | 2         | 15         | 0        | 0        |
| 1990-91       | 41        | 5        | 2        | 7         | 159        | 0        | 0        |
| 1991-92       | 1         | 0        | 0        | 0         | 5          | 0        | 0        |
| <b>TOTALS</b> | <b>60</b> | <b>6</b> | <b>4</b> | <b>10</b> | <b>226</b> | <b>0</b> | <b>0</b> |

## KARL STOLLERY

| YEAR    | GP | G | A | PTS | PIM | PP | SH |
|---------|----|---|---|-----|-----|----|----|
| 2016-17 | 11 | 0 | 3 | 3   | 13  | 0  | 0  |

## BEN STREET

| YEAR    | GP | G | A | PTS | PIM | PP | SH |
|---------|----|---|---|-----|-----|----|----|
| 2019-20 | 9  | 0 | 1 | 1   | 0   | 0  | 0  |

## ALEKSANDER SUGLOBOV

| YEAR          | GP | G | A | PTS | PIM | PP | SH |
|---------------|----|---|---|-----|-----|----|----|
| 2003-04       | 1  | 0 | 0 | 0   | 0   | 0  | 0  |
| 2005-06       | 1  | 1 | 0 | 1   | 0   | 1  | 0  |
| <b>TOTALS</b> |    |   |   |     |     |    |    |

**PETER SUNDSTROM**

| YEAR    | GP | G | A | PTS | PIM | PP | SH |
|---------|----|---|---|-----|-----|----|----|
| 1989-90 | 21 | 1 | 2 | 3   | 4   | 0  | 0  |

**KEN SUTTON**

| YEAR          | GP        | G        | A        | PTS       | PIM       | PP       | SH       |
|---------------|-----------|----------|----------|-----------|-----------|----------|----------|
| 1997-98       | 13        | 0        | 0        | 0         | 6         | 0        | 0        |
| 1998-99       | 5         | 1        | 0        | 1         | 0         | 0        | 0        |
| 1999-00       | 6         | 0        | 2        | 2         | 0         | 0        | 0        |
| 2000-01       | 53        | 1        | 7        | 8         | 37        | 0        | 0        |
| <b>TOTALS</b> | <b>77</b> | <b>2</b> | <b>9</b> | <b>11</b> | <b>45</b> | <b>0</b> | <b>0</b> |

**PLAYOFFS**

| YEAR | GP | G | A | PTS | PIM | PP | SH |
|------|----|---|---|-----|-----|----|----|
| 2001 | 6  | 0 | 0 | 0   | 13  | 0  | 0  |

**PETR SYKORA**

| YEAR          | GP         | G          | A          | PTS        | PIM        | PP        | SH       |
|---------------|------------|------------|------------|------------|------------|-----------|----------|
| 1995-96       | 63         | 18         | 24         | 42         | 32         | 8         | 0        |
| 1996-97       | 19         | 1          | 2          | 3          | 4          | 0         | 0        |
| 1997-98       | 58         | 16         | 20         | 36         | 22         | 3         | 1        |
| 1998-99       | 80         | 29         | 43         | 72         | 22         | 15        | 0        |
| 1999-00       | 79         | 25         | 43         | 68         | 26         | 5         | 1        |
| 2000-01       | 73         | 35         | 46         | 81         | 32         | 9         | 2        |
| 2001-02       | 73         | 21         | 27         | 48         | 44         | 4         | 0        |
| 2011-12       | 82         | 21         | 23         | 44         | 40         | 4         | 0        |
| <b>TOTALS</b> | <b>527</b> | <b>166</b> | <b>228</b> | <b>394</b> | <b>222</b> | <b>48</b> | <b>4</b> |

**PLAYOFFS**

| YEAR          | GP        | G         | A         | PTS       | PIM       | PP       | SH       |
|---------------|-----------|-----------|-----------|-----------|-----------|----------|----------|
| 1997          | 2         | 0         | 0         | 0         | 2         | 0        | 0        |
| 1998          | 2         | 0         | 0         | 0         | 0         | 0        | 0        |
| 1999          | 7         | 3         | 3         | 6         | 4         | 0        | 0        |
| 2000          | 23        | 9         | 8         | 17        | 10        | 1        | 0        |
| 2001          | 25        | 10        | 12        | 22        | 12        | 2        | 2        |
| 2002          | 4         | 0         | 1         | 1         | 0         | 0        | 0        |
| 2012          | 18        | 2         | 3         | 5         | 6         | 1        | 0        |
| <b>TOTALS</b> | <b>81</b> | <b>24</b> | <b>27</b> | <b>51</b> | <b>34</b> | <b>4</b> | <b>2</b> |

**BARRY TALLACKSON**

| YEAR          | GP        | G        | A        | PTS      | PIM      | PP       | SH       |
|---------------|-----------|----------|----------|----------|----------|----------|----------|
| 2005-06       | 10        | 1        | 1        | 2        | 2        | 0        | 0        |
| 2006-07       | 3         | 0        | 0        | 0        | 0        | 0        | 0        |
| 2007-08       | 3         | 0        | 0        | 0        | 0        | 0        | 0        |
| 2008-09       | 4         | 0        | 0        | 0        | 0        | 0        | 0        |
| <b>TOTALS</b> | <b>20</b> | <b>1</b> | <b>1</b> | <b>2</b> | <b>2</b> | <b>0</b> | <b>0</b> |

**HENRIK TALLINDER**

| YEAR          | GP         | G        | A         | PTS       | PIM       | PP       | SH       |
|---------------|------------|----------|-----------|-----------|-----------|----------|----------|
| 2010-11       | 82         | 5        | 11        | 16        | 40        | 0        | 1        |
| 2011-12       | 39         | 0        | 6         | 6         | 16        | 0        | 0        |
| 2012-13       | 25         | 1        | 3         | 4         | 10        | 0        | 0        |
| <b>TOTALS</b> | <b>146</b> | <b>6</b> | <b>20</b> | <b>26</b> | <b>66</b> | <b>0</b> | <b>1</b> |

**PLAYOFFS**

| YEAR | GP | G | A | PTS | PIM | PP | SH |
|------|----|---|---|-----|-----|----|----|
| 2012 | 3  | 0 | 0 | 0   | 0   | 0  | 0  |

**STEVE TAMBELLINI**

| YEAR    | GP | G  | A  | PTS | PIM | PP | SH |
|---------|----|----|----|-----|-----|----|----|
| 1982-83 | 73 | 25 | 18 | 43  | 14  | 6  | 1  |

**ERIC TANGRADI**

| YEAR    | GP | G | A | PTS | PIM | PP | SH |
|---------|----|---|---|-----|-----|----|----|
| 2018-19 | 6  | 0 | 1 | 1   | 0   | 0  | 0  |

**MATT TAORMINA**

| YEAR          | GP        | G        | A        | PTS       | PIM      | PP       | SH       |
|---------------|-----------|----------|----------|-----------|----------|----------|----------|
| 2010-11       | 17        | 3        | 2        | 5         | 2        | 1        | 0        |
| 2011-12       | 30        | 1        | 6        | 7         | 4        | 0        | 0        |
| <b>TOTALS</b> | <b>47</b> | <b>4</b> | <b>8</b> | <b>12</b> | <b>6</b> | <b>1</b> | <b>0</b> |

**TOMAS TATAR**

| YEAR          | GP         | G         | A         | PTS       | PIM       | PP       | SH       |
|---------------|------------|-----------|-----------|-----------|-----------|----------|----------|
| 2021-22       | 76         | 15        | 15        | 3-        | 22        | 2        | 0        |
| 2022-23       | 82         | 20        | 28        | 48        | 30        | 1        | 0        |
| <b>TOTALS</b> | <b>158</b> | <b>35</b> | <b>43</b> | <b>78</b> | <b>42</b> | <b>3</b> | <b>0</b> |

**PLAYOFFS**

| YEAR    | GP | G | A | PTS | PIM | PP | SH |
|---------|----|---|---|-----|-----|----|----|
| 2022-23 | 12 | 1 | 0 | 1   | 4   | 0  | 0  |

**MATT TENNYSON**

| YEAR          | GP        | G        | A        | PTS      | PIM       | PP       | SH       |
|---------------|-----------|----------|----------|----------|-----------|----------|----------|
| 2019-20       | 20        | 0        | 3        | 3        | 6         | 0        | 0        |
| 2020-21       | 21        | 1        | 2        | 3        | 2         | 0        | 0        |
| <b>TOTALS</b> | <b>41</b> | <b>1</b> | <b>5</b> | <b>6</b> | <b>31</b> | <b>0</b> | <b>0</b> |

**STEVE THOMAS**

| YEAR          | GP         | G         | A         | PTS        | PIM        | PP        | SH       |
|---------------|------------|-----------|-----------|------------|------------|-----------|----------|
| 1995-96       | 81         | 26        | 35        | 61         | 98         | 6         | 0        |
| 1996-97       | 57         | 15        | 19        | 34         | 46         | 1         | 0        |
| 1997-98       | 55         | 14        | 10        | 24         | 32         | 3         | 0        |
| <b>TOTALS</b> | <b>193</b> | <b>55</b> | <b>64</b> | <b>119</b> | <b>176</b> | <b>10</b> | <b>0</b> |

**PLAYOFFS**

| YEAR          | GP        | G        | A        | PTS      | PIM       | PP       | SH       |
|---------------|-----------|----------|----------|----------|-----------|----------|----------|
| 1997          | 10        | 1        | 1        | 2        | 18        | 0        | 0        |
| 1998          | 6         | 0        | 3        | 3        | 2         | 0        | 0        |
| <b>TOTALS</b> | <b>16</b> | <b>1</b> | <b>4</b> | <b>5</b> | <b>20</b> | <b>0</b> | <b>0</b> |

**PAUL THOMPSON**

| YEAR    | GP | G | A | PTS | PIM | PP | SH |
|---------|----|---|---|-----|-----|----|----|
| 2015-16 | 3  | 0 | 0 | 0   | 2   | 0  | 0  |

**JIM THOMSON**

| YEAR    | GP | G | A | PTS | PIM | PP | SH |
|---------|----|---|---|-----|-----|----|----|
| 1989-90 | 3  | 0 | 0 | 0   | 31  | 0  | 0  |

**CHRIS TIERNEY**

| YEAR    | GP | G | A | PTS | PIM | PP | SH |
|---------|----|---|---|-----|-----|----|----|
| 2022-23 | 52 | 4 | 8 | 12  | 21  | 0  | 0  |

**ESA TIKKANEN**

| YEAR    | GP | G | A | PTS | PIM | PP | SH |
|---------|----|---|---|-----|-----|----|----|
| 1995-96 | 9  | 0 | 2 | 2   | 4   | 0  | 0  |

**JIRI TLUSTY**

| YEAR    | GP | G | A | PTS | PIM | PP | SH |
|---------|----|---|---|-----|-----|----|----|
| 2015-16 | 30 | 2 | 2 | 4   | 6   | 1  | 0  |

**KEVIN TODD**

| YEAR          | GP         | G         | A         | PTS       | PIM       | PP       | SH       |
|---------------|------------|-----------|-----------|-----------|-----------|----------|----------|
| 1988-89       | 1          | 0         | 0         | 0         | 0         | 0        | 0        |
| 1990-91       | 1          | 0         | 0         | 0         | 0         | 0        | 0        |
| 1991-92       | 80         | 21        | 42        | 63        | 69        | 2        | 0        |
| 1992-93       | 30         | 5         | 5         | 10        | 16        | 0        | 0        |
| <b>TOTALS</b> | <b>112</b> | <b>26</b> | <b>47</b> | <b>73</b> | <b>85</b> | <b>2</b> | <b>0</b> |

**PLAYOFFS**

| YEAR          | GP       | G        | A        | PTS      | PIM       | PP       | SH       |
|---------------|----------|----------|----------|----------|-----------|----------|----------|
| 1991          | 1        | 0        | 0        | 0        | 6         | 0        | 0        |
| 1992          | 7        | 3        | 2        | 5        | 8         | 1        | 0        |
| <b>TOTALS</b> | <b>8</b> | <b>3</b> | <b>2</b> | <b>5</b> | <b>14</b> | <b>1</b> | <b>0</b> |

**TYLER TOFFOLI**

| YEAR    | GP | G  | A  | PTS | PIM | PP | SH |
|---------|----|----|----|-----|-----|----|----|
| 2023-24 | 61 | 26 | 18 | 44  | 12  | 8  | 0  |

**JORDIN TOOTOO**

| YEAR          | GP         | G         | A         | PTS       | PIM        | PP       | SH       |
|---------------|------------|-----------|-----------|-----------|------------|----------|----------|
| 2014-15       | 68         | 10        | 5         | 15        | 72         | 1        | 0        |
| 2015-16       | 66         | 4         | 5         | 9         | 102        | 2        | 0        |
| <b>TOTALS</b> | <b>134</b> | <b>14</b> | <b>10</b> | <b>24</b> | <b>174</b> | <b>3</b> | <b>0</b> |

**ROCKY TROTTIER**

| YEAR          | GP        | G        | A        | PTS       | PIM      | PP       | SH       |
|---------------|-----------|----------|----------|-----------|----------|----------|----------|
| 1983-84       | 5         | 1        | 1        | 2         | 0        | 0        | 0        |
| 1984-85       | 33        | 5        | 3        | 8         | 2        | 0        | 0        |
| <b>TOTALS</b> | <b>38</b> | <b>6</b> | <b>4</b> | <b>10</b> | <b>2</b> | <b>0</b> | <b>0</b> |

**SYLVAIN TURGEON**

| YEAR            | GP        | G        | A        | PTS        | PIM        | PP        | SH        |
|-----------------|-----------|----------|----------|------------|------------|-----------|-----------|
| 1989-90         | 72        | 30       | 17       | 47         | 81         | 7         | 0         |
| <b>PLAYOFFS</b> | <b>GP</b> | <b>G</b> | <b>A</b> | <b>PTS</b> | <b>PIM</b> | <b>PP</b> | <b>SH</b> |
| 1990            | 1         | 0        | 0        | 0          | 0          | 0         | 0         |

**OLEG TVERDOVSKY**

| YEAR            | GP        | G        | A        | PTS        | PIM        | PP        | SH        |
|-----------------|-----------|----------|----------|------------|------------|-----------|-----------|
| 2002-03         | 50        | 5        | 8        | 13         | 22         | 2         | 0         |
| <b>PLAYOFFS</b> | <b>GP</b> | <b>G</b> | <b>A</b> | <b>PTS</b> | <b>PIM</b> | <b>PP</b> | <b>SH</b> |
| 2003            | 15        | 0        | 3        | 3          | 0          | 0         | 0         |

**CAROL VADNAIS**

| YEAR    | GP | G | A | PTS | PIM | PP | SH |
|---------|----|---|---|-----|-----|----|----|
| 1982-83 | 51 | 2 | 7 | 9   | 64  | 1  | 0  |

**ALEXANDER VASYUNOV**

| YEAR    | GP | G | A | PTS | PIM | PP | SH |
|---------|----|---|---|-----|-----|----|----|
| 2010-11 | 18 | 1 | 4 | 5   | 0   | 0  | 0  |

**YVON VAUTOUR**

| YEAR          | GP        | G        | A         | PTS       | PIM        | PP       | SH       |
|---------------|-----------|----------|-----------|-----------|------------|----------|----------|
| 1982-83       | 52        | 4        | 7         | 11        | 136        | 0        | 0        |
| 1983-84       | 42        | 3        | 4         | 7         | 78         | 0        | 0        |
| <b>TOTALS</b> | <b>94</b> | <b>7</b> | <b>11</b> | <b>18</b> | <b>214</b> | <b>0</b> | <b>0</b> |

**STEPHANE VEILLEUX**

| YEAR    | GP | G | A | PTS | PIM | PP | SH |
|---------|----|---|---|-----|-----|----|----|
| 2011-12 | 1  | 0 | 0 | 0   | 0   | 0  | 0  |

**RANDY VELISCHEK**

| YEAR          | GP         | G         | A         | PTS | PIM | PP | SH |
|---------------|------------|-----------|-----------|-----|-----|----|----|
| 1985-86       | 47         | 2         | 7         | 9   | 39  | 0  | 0  |
| 1986-87       | 64         | 2         | 16        | 18  | 52  | 0  | 0  |
| 1987-88       | 51         | 3         | 9         | 12  | 66  | 0  | 1  |
| 1988-89       | 80         | 4         | 14        | 18  | 70  | 0  | 1  |
| 1989-90       | 62         | 0         | 6         | 6   | 72  | 0  | 0  |
| <b>TOTALS</b> | <b>304</b> | <b>11</b> | <b>52</b> |     |     |    |    |

**PETR VRANA**

| YEAR                   | GP         | G         | A         | PTS       | PIM        | PP       | SH       |
|------------------------|------------|-----------|-----------|-----------|------------|----------|----------|
| 2008-09                | 16         | 1         | 0         | 1         | 2          | 0        | 0        |
| <b>BEN WALTER</b>      |            |           |           |           |            |          |          |
| YEAR                   | GP         | G         | A         | PTS       | PIM        | PP       | SH       |
| 2009-10                | 2          | 0         | 0         | 0         | 2          | 0        | 0        |
| <b>ED WARD</b>         |            |           |           |           |            |          |          |
| YEAR                   | GP         | G         | A         | PTS       | PIM        | PP       | SH       |
| 2000-01                | 4          | 0         | 1         | 1         | 6          | 0        | 0        |
| <b>DAVID WARSOFSKY</b> |            |           |           |           |            |          |          |
| YEAR                   | GP         | G         | A         | PTS       | PIM        | PP       | SH       |
| 2015-16                | 10         | 0         | 1         | 1         | 2          | 0        | 0        |
| <b>ERIC WEINRICH</b>   |            |           |           |           |            |          |          |
| YEAR                   | GP         | G         | A         | PTS       | PIM        | PP       | SH       |
| 1988-89                | 2          | 0         | 0         | 0         | 0          | 0        | 0        |
| 1989-90                | 16         | 2         | 7         | 9         | 11         | 1        | 0        |
| 1990-91                | 76         | 4         | 34        | 38        | 48         | 1        | 0        |
| 1991-92                | 76         | 7         | 25        | 32        | 55         | 5        | 0        |
| <b>TOTALS</b>          | <b>173</b> | <b>13</b> | <b>66</b> | <b>79</b> | <b>114</b> | <b>7</b> | <b>0</b> |
| PLAYOFFS               | GP         | G         | A         | PTS       | PIM        | PP       | SH       |
| 1990                   | 6          | 1         | 3         | 4         | 17         | 0        | 0        |
| 1991                   | 7          | 1         | 2         | 3         | 6          | 1        | 0        |
| 1992                   | 7          | 0         | 2         | 2         | 4          | 0        | 0        |
| <b>TOTALS</b>          | <b>20</b>  | <b>2</b>  | <b>7</b>  | <b>9</b>  | <b>27</b>  | <b>1</b> | <b>0</b> |

**JOHN WENSINK**

| YEAR    | GP | G | A | PTS | PIM | PP | SH |
|---------|----|---|---|-----|-----|----|----|
| 1982-83 | 42 | 2 | 7 | 9   | 135 | 1  | 0  |

**COLIN WHITE**

| YEAR          | GP         | G         | A          | PTS        | PIM        | PP       | SH       |
|---------------|------------|-----------|------------|------------|------------|----------|----------|
| 1999-00       | 21         | 2         | 1          | 3          | 40         | 0        | 0        |
| 2000-01       | 82         | 1         | 19         | 20         | 155        | 0        | 0        |
| 2001-02       | 73         | 2         | 3          | 5          | 133        | 0        | 0        |
| 2002-03       | 72         | 5         | 8          | 13         | 98         | 0        | 0        |
| 2003-04       | 75         | 2         | 11         | 13         | 96         | 0        | 0        |
| 2005-06       | 73         | 3         | 14         | 17         | 91         | 1        | 0        |
| 2006-07       | 69         | 0         | 8          | 8          | 69         | 0        | 0        |
| 2007-08       | 57         | 2         | 8          | 10         | 26         | 0        | 0        |
| 2008-09       | 71         | 1         | 17         | 18         | 46         | 0        | 0        |
| 2009-10       | 81         | 2         | 10         | 12         | 46         | 0        | 0        |
| 2010-11       | 69         | 0         | 6          | 6          | 48         | 0        | 0        |
| <b>TOTALS</b> | <b>743</b> | <b>20</b> | <b>105</b> | <b>125</b> | <b>848</b> | <b>1</b> | <b>0</b> |
| PLAYOFFS      | GP         | G         | A          | PTS        | PIM        | PP       | SH       |
| 2000          | 23         | 1         | 5          | 6          | 18         | 0        | 0        |
| 2001          | 23         | 0         | 0          | 3          | 0          | 0        | 0        |
| 2002          | 6          | 0         | 0          | 0          | 2          | 0        | 0        |
| 2003          | 24         | 0         | 5          | 5          | 29         | 0        | 0        |
| 2004          | 5          | 0         | 0          | 0          | 4          | 0        | 0        |
| 2006          | 4          | 0         | 0          | 0          | 4          | 0        | 0        |
| 2007          | 7          | 0         | 0          | 0          | 6          | 0        | 0        |
| 2008          | 5          | 0         | 0          | 0          | 6          | 0        | 0        |
| 2009          | 7          | 0         | 1          | 1          | 6          | 0        | 0        |
| 2010          | 5          | 1         | 0          | 1          | 8          | 0        | 0        |
| <b>TOTALS</b> | <b>111</b> | <b>2</b>  | <b>14</b>  | <b>16</b>  | <b>125</b> | <b>0</b> | <b>0</b> |

**JOE WHITNEY**

| YEAR          | GP       | G        | A        | PTS      | PIM      | PP       | SH       |
|---------------|----------|----------|----------|----------|----------|----------|----------|
| 2013-14       | 1        | 0        | 0        | 0        | 0        | 0        | 0        |
| 2014-15       | 4        | 1        | 0        | 1        | 0        | 0        | 0        |
| <b>TOTALS</b> | <b>5</b> | <b>1</b> | <b>0</b> | <b>1</b> | <b>0</b> | <b>0</b> | <b>0</b> |

**JASON WIEMER**

| YEAR            | GP        | G        | A        | PTS        | PIM        | PP        | SH        |
|-----------------|-----------|----------|----------|------------|------------|-----------|-----------|
| 2005-06         | 16        | 1        | 0        | 1          | 38         | 0         | 0         |
| <b>PLAYOFFS</b> | <b>GP</b> | <b>G</b> | <b>A</b> | <b>PTS</b> | <b>PIM</b> | <b>PP</b> | <b>SH</b> |
| 2006            | 8         | 0        | 0        | 0          | 16         | 0         | 0         |

**MITCH WILSON**

| YEAR    | GP | G | A | PTS | PIM | PP | SH |
|---------|----|---|---|-----|-----|----|----|
| 1984-85 | 9  | 0 | 2 | 2   | 21  | 0  | 0  |

**CRAIG WOLANIN**

| YEAR          | GP         | G         | A         | PTS       | PIM        | PP       | SH       |
|---------------|------------|-----------|-----------|-----------|------------|----------|----------|
| 1985-86       | 44         | 2         | 16        | 18        | 74         | 0        | 0        |
| 1986-87       | 68         | 4         | 6         | 10        | 109        | 0        | 0        |
| 1987-88       | 76         | 6         | 25        | 31        | 170        | 1        | 1        |
| 1988-89       | 58         | 3         | 8         | 11        | 69         | 0        | 0        |
| 1989-90       | 37         | 1         | 7         | 8         | 47         | 0        | 0        |
| <b>TOTALS</b> | <b>283</b> | <b>16</b> | <b>62</b> | <b>78</b> | <b>469</b> | <b>1</b> | <b>1</b> |
| PLAYOFFS      | GP         | G         | A         | PTS       | PIM        | PP       | SH       |
| 1988          | 18         | 2         | 5         | 7         | 51         | 1        | 0        |

**MILES WOOD**

| YEAR          | GP         | G         | A         | PTS        | PIM        | PP        | SH       |
|---------------|------------|-----------|-----------|------------|------------|-----------|----------|
| 2015-16       | 1          | 0         | 0         | 0          | 0          | 0         | 0        |
| 2016-17       | 60         | 8         | 9         | 17         | 86         | 2         | 0        |
| 2017-18       | 76         | 19        | 13        | 32         | 84         | 3         | 0        |
| 2018-19       | 63         | 10        | 14        | 24         | 91         | 1         | 0        |
| 2019-20       | 68         | 11        | 12        | 23         | 57         | 0         | 0        |
| 2020-21       | 55         | 17        | 8         | 25         | 29         | 3         | 0        |
| 2021-22       | 3          | 0         | 14        | 0          | 4          | 0         | 0        |
| 2022-23       | 7          | 13        | 14        | 27         | 76         | 2         | 0        |
| <b>TOTALS</b> | <b>402</b> | <b>78</b> | <b>70</b> | <b>148</b> | <b>427</b> | <b>11</b> | <b>0</b> |
| PLAYOFFS      | GP         | G         | A         | PTS        | PIM        | PP        | SH       |
| 2017-18       | 5          | 0         | 0         | 0          | 14         | 0         | 0        |
| 2022-23       | 8          | 2         | 0         | 2          | 14         | 0         | 0        |
| <b>TOTALS</b> | <b>12</b>  | <b>2</b>  | <b>0</b>  | <b>2</b>   | <b>28</b>  | <b>0</b>  | <b>0</b> |

**EGOR YAKOVLEV**

| YEAR    | GP | G | A | PTS | PIM | PP | SH |
|---------|----|---|---|-----|-----|----|----|
| 2018-19 | 25 | 2 | 5 | 7   | 6   | 0  | 0  |

**PAUL YSEBAERT**

| YEAR          | GP        | G        | A        | PTS       | PIM      | PP       | SH       |
|---------------|-----------|----------|----------|-----------|----------|----------|----------|
| 1988-89       | 5         | 0        | 4        | 4         | 0        | 0        | 0        |
| 1989-90       | 5         | 1        | 2        | 3         | 0        | 0        | 0        |
| 1990-91       | 11        | 4        | 3        | 7         | 6        | 1        | 0        |
| <b>TOTALS</b> | <b>21</b> | <b>5</b> | <b>9</b> | <b>14</b> | <b>6</b> | <b>1</b> | <b>0</b> |

**TRAVIS ZAJAC**

| YEAR          | GP          | G          | A          | PTS        | PIM        | PP        | SH        |
|---------------|-------------|------------|------------|------------|------------|-----------|-----------|
| 2006-07       | 80          | 17         | 25         | 42         | 16         | 6         | 0         |
| 2007-08       | 82          | 14         | 20         | 34         | 31         | 5         | 0         |
| 2008-09       | 82          | 20         | 42         | 62         | 29         | 5         | 1         |
| 2009-10       | 82          | 25         | 42         | 67         | 24         | 6         | 0         |
| 2010-11       | 82          | 13         | 31         | 44         | 24         | 2         | 1         |
| 2011-12       | 15          | 2          | 4          | 6          | 4          | 1         | 0         |
| 2012-13       | 48          | 7          | 13         | 20         | 22         | 1         | 1         |
| 2013-14       | 80          | 18         | 30         | 48         | 28         | 3         | 0         |
| 2014-15       | 74          | 11         | 14         | 25         | 29         | 4         | 2         |
| 2015-16       | 74          | 14         | 28         | 42         | 25         | 6         | 2         |
| 2016-17       | 80          | 14         | 31         | 45         | 33         | 6         | 1         |
| 2017-18       | 63          | 12         | 14         | 26         | 25         | 2         | 1         |
| 2018-19       | 80          | 19         | 27         | 46         | 20         | 5         | 2         |
| 2019-20       | 69          | 9          | 16         | 25         | 28         | 1         | 1         |
| 2020-21       | 33          | 7          | 11         | 18         | 6          | 0         | 0         |
| <b>TOTALS</b> | <b>1024</b> | <b>202</b> | <b>348</b> | <b>550</b> | <b>344</b> | <b>53</b> | <b>12</b> |

| PLAYOFFS      | GP        | G         | A         | PTS       | PIM       | PP       | SH       |
|---------------|-----------|-----------|-----------|-----------|-----------|----------|----------|
| 2006-07       | 11        | 1         | 4         | 5         | 4         | 0        | 0        |
| 2007-08       | 5         | 0         | 1         | 1         | 4         | 0        | 0        |
| 2008-09       | 7         | 1         | 3         | 4         | 6         | 0        | 0        |
| 2009-10       | 5         | 1         | 1         | 2         | 2         | 0        | 0        |
| 2011-12       | 24        | 7         | 7         | 14        | 4         | 1        | 0        |
| 2017-18       | 5         | 1         | 1         | 2         | 0         | 1        | 0        |
| <b>TOTALS</b> | <b>71</b> | <b>12</b> | <b>18</b> | <b>30</b> | <b>26</b> | <b>2</b> | <b>0</b> |

**STEVE ZALEWSKI**

| YEAR    | GP | G | A | PTS | PIM | PP | SH |
|---------|----|---|---|-----|-----|----|----|
| 2011-12 | 7  | 0 | 0 | 0   | 0   | 0  | 0  |

**VALERI ZELEPUKIN**

| YEAR          | GP         | G         | A          | PTS        | PIM        | PP        | SH       |
|---------------|------------|-----------|------------|------------|------------|-----------|----------|
| 1991-92       | 44         | 13        | 18         | 31         | 28         | 3         | 0        |
| 1992-93       | 78         | 23        | 41         | 64         | 70         | 5         | 1        |
| 1993-94       | 82         | 26        | 31         | 57         | 70         | 8         | 0        |
| 1994-95       | 4          | 1         | 2          | 3          | 6          | 0         | 0        |
| 1995-96       | 61         | 6         | 9          | 15         | 107        | 3         | 0        |
| 1996-97       | 71         | 14        | 24         | 38         | 36         | 3         | 0        |
| 1997-98       | 35         | 2         | 8          | 10         | 32         | 0         | 0        |
| <b>TOTALS</b> | <b>375</b> | <b>85</b> | <b>133</b> | <b>218</b> | <b>349</b> | <b>22</b> | <b>1</b> |
| PLAYOFFS      | GP         | G         | A          | PTS        | PIM        | PP        | SH       |
| 1992          | 4          | 1         | 1          | 2          | 2          | 0         | 0        |
| 1993          | 5          | 0         | 2          | 2          | 7          | 0         | 0        |
| 1994          | 20         | 5         | 2          | 7          | 14         | 1         | 0        |
| 1995          | 18         | 1         | 2          | 3          | 12         | 0         | 0        |
| 1997          | 8          | 3         | 2          | 5          | 12         | 1         | 0        |
| <b>TOTALS</b> | <b>55</b>  | <b>10</b> | <b>9</b>   | <b>19</b>  | <b>40</b>  | <b>2</b>  | <b>0</b> |

**PETER ZEZEL**

| YEAR          | GP        | G        | A        | PTS      | PIM      | PP       | SH       |
|---------------|-----------|----------|----------|----------|----------|----------|----------|
| 1996-97       | 18        | 0        | 3        | 3        | 4        | 0        | 0        |
| 1997-98       | 5         | 0        | 3        | 3        | 0        | 0        | 0        |
| <b>TOTALS</b> | <b>23</b> | <b>0</b> | <b>6</b> | <b>6</b> | <b>4</b> | <b>0</b> | <b>0</b> |
| PLAYOFFS      | GP        | G        | A        | PTS      | PIM      | PP       | SH       |
| 1997          | 2         | 0        | 0        | 0        | 10       | 0        | 0        |

**VLADIMIR ZHARKOV**

| YEAR          | GP        | G        | A         | PTS       | PIM       | PP       | SH       |
|---------------|-----------|----------|-----------|-----------|-----------|----------|----------|
| 2009-10       | 40        | 0        | 10        | 10        | 8         | 0        | 0        |
| 2010-11       | 38        | 2        | 2         | 4         | 2         | 0        | 0        |
| 2011-12       | 4         | 0        | 0         | 0         | 0         | 0        | 0        |
| <b>TOTALS</b> | <b>82</b> | <b>2</b> | <b>12</b> | <b>14</b> | <b>10</b> | <b>0</b> | <b>0</b> |

**MAREK ZIDLICKY**

| YEAR          | GP         | G         | A         | PTS       | PIM        | PP        | SH       |
|---------------|------------|-----------|-----------|-----------|------------|-----------|----------|
| 2011-12       | 22         | 2         | 6         | 8         | 10         | 2         | 0        |
| 2012-13       | 48         | 4         | 15        | 19        | 38         | 1         | 0        |
| 2013-14       | 81         | 12        | 30        | 42        | 60         | 8         | 0        |
| 2014-15       | 63         | 4         | 19        | 23        | 42         | 3         | 0        |
| <b>TOTALS</b> | <b>214</b> | <b>22</b> | <b>70</b> | <b>92</b> | <b>150</b> | <b>14</b> | <b>0</b> |
| PLAYOFFS      | GP         | G         |           |           |            |           |          |

## GOALTENDERS

## KEN APPLEBY

| YEAR    | GP | MIN | AVG  | W | L | O/T | EN | SO | GA | SA | SPCTG |
|---------|----|-----|------|---|---|-----|----|----|----|----|-------|
| 2017-18 | 3  | 124 | 1.45 | 0 | 1 | 0   | 0  | 0  | 3  | 55 | .945  |

## MACKENZIE BLACKWOOD

| YEAR          | GP         | MIN         | AVG         | W         | L         | O/T       | EN       | SO       | GA         | SA          | SPCTG       |
|---------------|------------|-------------|-------------|-----------|-----------|-----------|----------|----------|------------|-------------|-------------|
| 2018-19       | 23         | 1264        | 2.61        | 10        | 10        | 0         | -        | 2        | 55         | 669         | .918        |
| 2019-20       | 47         | 2684        | 2.77        | 22        | 14        | 8         | -        | 3        | 124        | 1452        | .915        |
| 2020-21       | 35         | 2091        | 3.04        | 14        | 17        | 4         | -        | 1        | 106        | 1081        | .902        |
| 2021-22       | 25         | 1399        | 3.39        | 9         | 10        | 4         | -        | 2        | 79         | 731         | .892        |
| 2022-23       | 22         | 1126        | 3.20        | 10        | 6         | 2         | -        | 0        | 60         | 563         | .893        |
| <b>TOTALS</b> | <b>152</b> | <b>8564</b> | <b>2.97</b> | <b>65</b> | <b>57</b> | <b>18</b> | <b>-</b> | <b>8</b> | <b>424</b> | <b>4496</b> | <b>.906</b> |

## CRAIG BILLINGTON

| YEAR          | GP         | MIN         | AVG         | W         | L         | T        | EN       | SO       | GA         | SA          | SPCTG       |
|---------------|------------|-------------|-------------|-----------|-----------|----------|----------|----------|------------|-------------|-------------|
| 1985-86       | 18         | 901         | 5.13        | 4         | 9         | 1        | 0        | 0        | 77         | 482         | .840        |
| 1986-87       | 22         | 1114        | 4.79        | 4         | 13        | 2        | 0        | 0        | 89         | 569         | .844        |
| 1988-89       | 3          | 140         | 4.71        | 1         | 1         | 0        | 0        | 0        | 11         | 65          | .831        |
| 1991-92       | 26         | 1363        | 3.04        | 13        | 7         | 1        | 2        | 2        | 69         | 637         | .892        |
| 1992-93       | 42         | 2389        | 3.67        | 21        | 16        | 4        | 0        | 2        | 146        | 1178        | .876        |
| <b>TOTALS</b> | <b>111</b> | <b>5907</b> | <b>3.98</b> | <b>43</b> | <b>46</b> | <b>8</b> | <b>2</b> | <b>4</b> | <b>392</b> | <b>2931</b> | <b>.866</b> |
| PLAYOFFS      | GP         | MIN         | AVG         | W         | L         |          | EN       | SO       | GA         | SA          | SPCTG       |
| 1993          | 2          | 78          | 3.85        | 0         | 1         |          | 0        | 0        | 5          | 39          | .872        |

## MARTIN BRODEUR

| YEAR          | GP          | MIN          | AVG         | W          | L          | O/T        | EN        | SO         | GA          | SA           | SPCTG       |
|---------------|-------------|--------------|-------------|------------|------------|------------|-----------|------------|-------------|--------------|-------------|
| 1991-92       | 4           | 179          | 3.35        | 2          | 1          | 0          | 0         | 0          | 10          | 85           | .882        |
| 1993-94       | 47          | 2625         | 2.40        | 27         | 11         | 8          | 0         | 3          | 105         | 1238         | .915        |
| 1994-95       | 40          | 2184         | 2.45        | 19         | 11         | 6          | 1         | 3          | 89          | 908          | .902        |
| 1995-96       | 77          | 4433         | 2.34        | 34         | 30         | 12         | 8         | 6          | 173         | 1954         | .911        |
| 1996-97       | 67          | 3838         | 1.88        | 37         | 14         | 13         | 5         | 10         | 120         | 1633         | .927        |
| 1997-98       | 70          | 4128         | 1.89        | 43         | 17         | 8          | 4         | 10         | 130         | 1569         | .917        |
| 1998-99       | 70          | 4239         | 2.29        | 39         | 21         | 10         | 4         | 4          | 162         | 1728         | .906        |
| 1999-00       | 72          | 4312         | 2.24        | 43         | 20         | 8          | 3         | 6          | 161         | 1797         | .910        |
| 2000-01       | 72          | 4297         | 2.32        | 42         | 17         | 11         | 2         | 9          | 166         | 1762         | .906        |
| 2001-02       | 73          | 4347         | 2.15        | 38         | 26         | 9          | 5         | 4          | 156         | 1655         | .906        |
| 2002-03       | 73          | 4374         | 2.02        | 41         | 23         | 9          | 4         | 9          | 147         | 1706         | .914        |
| 2003-04       | 75          | 4555         | 2.03        | 38         | 26         | 11         | 4         | 11         | 154         | 1845         | .917        |
| 2005-06       | 73          | 4365         | 2.57        | 43         | 23         | 7          | 2         | 5          | 187         | 2105         | .911        |
| 2006-07       | 78          | 4697         | 2.18        | 48         | 23         | 7          | 5         | 12         | 171         | 2182         | .922        |
| 2007-08       | 77          | 4635         | 2.17        | 44         | 27         | 6          | 8         | 4          | 168         | 2089         | .920        |
| 2008-09       | 31          | 1814         | 2.41        | 19         | 9          | 3          | 3         | 5          | 73          | 870          | .916        |
| 2009-10       | 77          | 4499         | 2.24        | 45         | 25         | 6          | 2         | 9          | 168         | 2004         | .916        |
| 2010-11       | 56          | 3116         | 2.45        | 23         | 26         | 3          | 5         | 6          | 127         | 1313         | .903        |
| 2011-12       | 59          | 3392         | 2.41        | 31         | 21         | 4          | 7         | 3          | 136         | 1472         | .908        |
| 2012-13       | 29          | 1757         | 2.22        | 13         | 9          | 7          | 2         | 2          | 65          | 654          | .901        |
| 2013-14       | 39          | 2297         | 2.51        | 19         | 14         | 6          | 3         | 3          | 96          | 971          | .901        |
| <b>TOTALS</b> | <b>1259</b> | <b>74083</b> | <b>2.24</b> | <b>688</b> | <b>394</b> | <b>154</b> | <b>77</b> | <b>124</b> | <b>2764</b> | <b>31540</b> | <b>.912</b> |
| PLAYOFFS      | GP          | MIN          | AVG         | W          | L          |            | EN        | SO         | GA          | SA           | SPCTG       |
| 1992          | 1           | 32           | 5.63        | 0          | 1          |            | 0         | 0          | 3           | 15           | .800        |
| 1994          | 17          | 1171         | 1.95        | 8          | 9          |            | 2         | 1          | 38          | 531          | .928        |
| 1995          | 20          | 1222         | 1.67        | 16         | 4          |            | 0         | 3          | 34          | 463          | .927        |
| 1997          | 10          | 659          | 1.73        | 5          | 5          |            | 2         | 2          | 19          | 268          | .929        |
| 1998          | 6           | 366          | 1.97        | 2          | 4          |            | 1         | 0          | 12          | 164          | .927        |
| 1999          | 7           | 425          | 2.82        | 3          | 4          |            | 1         | 0          | 20          | 139          | .856        |
| 2000          | 23          | 1450         | 1.61        | 16         | 7          |            | 0         | 2          | 39          | 537          | .927        |
| 2001          | 25          | 1505         | 2.07        | 15         | 10         |            | 0         | 4          | 52          | 507          | .897        |
| 2002          | 6           | 381          | 1.42        | 2          | 4          |            | 0         | 1          | 9           | 145          | .938        |
| 2003          | 24          | 1491         | 1.65        | 16         | 8          |            | 0         | 7          | 41          | 622          | .934        |
| 2004          | 5           | 298          | 2.62        | 1          | 4          |            | 1         | 0          | 13          | 133          | .902        |
| 2006          | 9           | 533          | 2.25        | 5          | 4          |            | 1         | 1          | 20          | 261          | .923        |
| 2007          | 11          | 688          | 2.44        | 5          | 6          |            | 1         | 1          | 28          | 332          | .916        |
| 2008          | 5           | 301          | 3.19        | 1          | 4          |            | 3         | 0          | 16          | 147          | .891        |
| 2009          | 7           | 427          | 2.39        | 3          | 4          |            | 0         | 1          | 17          | 239          | .929        |
| 2010          | 5           | 299          | 3.01        | 1          | 4          |            | 0         | 0          | 15          | 126          | .881        |
| 2012          | 24          | 1471         | 2.12        | 14         | 9          |            | 5         | 1          | 52          | 629          | .917        |
| <b>TOTALS</b> | <b>205</b>  | <b>12719</b> | <b>2.02</b> | <b>113</b> | <b>91</b>  |            | <b>17</b> | <b>24</b>  | <b>428</b>  | <b>5258</b>  | <b>.919</b> |

## SEAN BURKE

| YEAR          | GP         | MIN         | AVG         | W         | L         | T         | EN        | SO       | GA         | SA          | SPCTG       |
|---------------|------------|-------------|-------------|-----------|-----------|-----------|-----------|----------|------------|-------------|-------------|
| 1987-88       | 13         | 689         | 3.05        | 10        | 1         | 0         | 0         | 1        | 35         | 300         | .883        |
| 1988-89       | 62         | 3590        | 3.84        | 22        | 31        | 9         | 7         | 3        | 230        | 1823        | .873        |
| 1989-90       | 52         | 2914        | 3.60        | 22        | 22        | 6         | 0         | 0        | 175        | 1453        | .880        |
| 1990-91       | 35         | 1868        | 3.60        | 8         | 12        | 8         | 3         | 0        | 112        | 875         | .872        |
| <b>TOTALS</b> | <b>162</b> | <b>9061</b> | <b>3.66</b> | <b>62</b> | <b>66</b> | <b>23</b> | <b>10</b> | <b>4</b> | <b>552</b> | <b>4451</b> | <b>.876</b> |



|                                |            |             |             |           |           |            |           |           |            |              |              |
|--------------------------------|------------|-------------|-------------|-----------|-----------|------------|-----------|-----------|------------|--------------|--------------|
| <b>PLAYOFFS</b>                | <b>GP</b>  | <b>MIN</b>  | <b>AVG</b>  | <b>W</b>  | <b>L</b>  | <b>EN</b>  | <b>SO</b> | <b>GA</b> | <b>SA</b>  | <b>SPCTG</b> |              |
| 1988                           | 17         | 1001        | 3.42        | 9         | 8         | 1          | 1         | 57        | 515        | .889         |              |
| 1990                           | 2          | 125         | 3.84        | 0         | 2         | 0          | 0         | 8         | 57         | .860         |              |
| <b>TOTALS</b>                  | <b>19</b>  | <b>1126</b> | <b>3.46</b> | <b>9</b>  | <b>10</b> | <b>1</b>   | <b>1</b>  | <b>65</b> | <b>572</b> | <b>.886</b>  |              |
| <b>ALAIN CHEVRIER</b>          |            |             |             |           |           |            |           |           |            |              |              |
| <b>YEAR</b>                    | <b>GP</b>  | <b>MIN</b>  | <b>AVG</b>  | <b>W</b>  | <b>L</b>  | <b>T</b>   | <b>EN</b> | <b>SO</b> | <b>GA</b>  | <b>SA</b>    | <b>SPCTG</b> |
| 1985-86                        | 37         | 1863        | 4.61        | 11        | 19        | 2          | 0         | 0         | 143        | 951          | .850         |
| 1986-87                        | 58         | 3153        | 4.32        | 24        | 26        | 2          | 3         | 0         | 227        | 1793         | .873         |
| 1987-88                        | 45         | 2354        | 3.77        | 18        | 19        | 3          | 4         | 1         | 148        | 1117         | .867         |
| <b>TOTALS</b>                  | <b>140</b> | <b>7370</b> | <b>4.22</b> | <b>53</b> | <b>64</b> | <b>7</b>   | <b>7</b>  | <b>1</b>  | <b>518</b> | <b>3861</b>  | <b>.866</b>  |
| <b>SCOTT CLEMMENSEN</b>        |            |             |             |           |           |            |           |           |            |              |              |
| <b>YEAR</b>                    | <b>GP</b>  | <b>MIN</b>  | <b>AVG</b>  | <b>W</b>  | <b>L</b>  | <b>O/T</b> | <b>EN</b> | <b>SO</b> | <b>GA</b>  | <b>SA</b>    | <b>SPCTG</b> |
| 2001-02                        | 2          | 20          | 3.00        | 0         | 0         | 0          | 0         | 0         | 1          | 5            | .800         |
| 2003-04                        | 4          | 238         | 1.01        | 3         | 1         | 0          | 0         | 2         | 4          | 84           | .952         |
| 2005-06                        | 13         | 627         | 3.35        | 3         | 4         | 2          | 1         | 0         | 35         | 295          | .881         |
| 2006-07                        | 6          | 305         | 3.15        | 1         | 1         | 2          | 1         | 0         | 16         | 144          | .889         |
| 2008-09                        | 40         | 2356        | 2.39        | 25        | 13        | 1          | 5         | 2         | 94         | 1138         | .917         |
| 2014-15                        | 3          | 102         | 4.71        | 0         | 0         | 1          | 0         | 0         | 8          | 54           | .852         |
| <b>TOTALS</b>                  | <b>68</b>  | <b>3648</b> | <b>2.60</b> | <b>32</b> | <b>19</b> | <b>6</b>   | <b>7</b>  | <b>4</b>  | <b>158</b> | <b>1720</b>  | <b>.908</b>  |
| <b>PLAYOFFS</b>                | <b>GP</b>  | <b>MIN</b>  | <b>AVG</b>  | <b>W</b>  | <b>L</b>  | <b>EN</b>  | <b>SO</b> | <b>GA</b> | <b>SA</b>  | <b>SPCTG</b> |              |
| 2006                           | 1          | 7           | 0.00        | 0         | 0         | 0          | 0         | 0         | 3          | 1.000        |              |
| <b>AARON DELL</b>              |            |             |             |           |           |            |           |           |            |              |              |
| <b>YEAR</b>                    | <b>GP</b>  | <b>MIN</b>  | <b>AVG</b>  | <b>W</b>  | <b>L</b>  | <b>O/T</b> | <b>EN</b> | <b>SO</b> | <b>GA</b>  | <b>SA</b>    | <b>SPCTG</b> |
| 2020-21                        | 7          | -           | -           | 1         | 5         | 0          | -         | 0         | 22         | 154          | 0.857        |
| <b>TOTALS</b>                  | <b>7</b>   | <b>-</b>    | <b>-</b>    | <b>1</b>  | <b>5</b>  | <b>0</b>   | <b>-</b>  | <b>0</b>  | <b>22</b>  | <b>154</b>   | <b>0.857</b> |
| <b>LOUIS DOMINGUE</b>          |            |             |             |           |           |            |           |           |            |              |              |
| <b>YEAR</b>                    | <b>GP</b>  | <b>MIN</b>  | <b>AVG</b>  | <b>W</b>  | <b>L</b>  | <b>O/T</b> | <b>EN</b> | <b>SO</b> | <b>GA</b>  | <b>SA</b>    | <b>SPCTG</b> |
| 2019-20                        | 16         | 744         | 3.79        | 3         | 8         | 2          | 0         | 0         | 47         | 399          | .882         |
| <b>JEAN-FRANCOIS DAMPHOUSE</b> |            |             |             |           |           |            |           |           |            |              |              |
| <b>YEAR</b>                    | <b>GP</b>  | <b>MIN</b>  | <b>AVG</b>  | <b>W</b>  | <b>L</b>  | <b>T</b>   | <b>EN</b> | <b>SO</b> | <b>GA</b>  | <b>SA</b>    | <b>SPCTG</b> |
| 2001-02                        | 6          | 294         | 2.45        | 1         | 3         | 0          | 1         | 0         | 12         | 115          | .896         |
| <b>YANN DANIS</b>              |            |             |             |           |           |            |           |           |            |              |              |
| <b>YEAR</b>                    | <b>GP</b>  | <b>MIN</b>  | <b>AVG</b>  | <b>W</b>  | <b>L</b>  | <b>O/T</b> | <b>EN</b> | <b>SO</b> | <b>GA</b>  | <b>SA</b>    | <b>SPCTG</b> |
| 2009-10                        | 12         | 467         | 2.06        | 3         | 2         | 1          | 1         | 0         | 16         | 207          | .923         |
| 2015-16                        | 2          | 51          | 4.71        | 0         | 1         | 0          | 0         | 0         | 4          | 18           | .778         |
| <b>TOTALS</b>                  | <b>14</b>  | <b>518</b>  | <b>2.32</b> | <b>3</b>  | <b>3</b>  | <b>1</b>   | <b>1</b>  | <b>0</b>  | <b>20</b>  | <b>225</b>   | <b>.911</b>  |
| <b>MIKE DUNHAM</b>             |            |             |             |           |           |            |           |           |            |              |              |
| <b>YEAR</b>                    | <b>GP</b>  | <b>MIN</b>  | <b>AVG</b>  | <b>W</b>  | <b>L</b>  | <b>T</b>   | <b>EN</b> | <b>SO</b> | <b>GA</b>  | <b>SA</b>    | <b>SPCTG</b> |
| 1996-97                        | 26         | 1012        | 2.55        | 8         | 7         | 1          | 1         | 2         | 43         | 456          | .906         |
| 1997-98                        | 15         | 773         | 2.25        | 5         | 5         | 3          | 0         | 1         | 29         | 332          | .913         |
| <b>TOTALS</b>                  | <b>41</b>  | <b>1785</b> | <b>2.40</b> | <b>13</b> | <b>12</b> | <b>4</b>   | <b>1</b>  | <b>3</b>  | <b>72</b>  | <b>788</b>   | <b>.909</b>  |
| <b>CHAD ERICKSON</b>           |            |             |             |           |           |            |           |           |            |              |              |
| <b>YEAR</b>                    | <b>GP</b>  | <b>MIN</b>  | <b>AVG</b>  | <b>W</b>  | <b>L</b>  | <b>T</b>   | <b>EN</b> | <b>SO</b> | <b>GA</b>  | <b>SA</b>    | <b>SPCTG</b> |
| 1991-92                        | 2          | 120         | 4.50        | 1         | 1         | 0          | 0         | 0         | 9          | 55           | .836         |
| <b>JEFF FRAZEE</b>             |            |             |             |           |           |            |           |           |            |              |              |
| <b>YEAR</b>                    | <b>GP</b>  | <b>MIN</b>  | <b>AVG</b>  | <b>W</b>  | <b>L</b>  | <b>O/T</b> | <b>EN</b> | <b>SO</b> | <b>GA</b>  | <b>SA</b>    | <b>SPCTG</b> |
| 2012-13                        | 1          | 19          | 0.00        | 0         | 0         | 0          | 1         | 0         | 0          | 3            | 1.000        |
| <b>KARL FRIESEN</b>            |            |             |             |           |           |            |           |           |            |              |              |
| <b>YEAR</b>                    | <b>GP</b>  | <b>MIN</b>  | <b>AVG</b>  | <b>W</b>  | <b>L</b>  | <b>T</b>   | <b>EN</b> | <b>SO</b> | <b>GA</b>  | <b>SA</b>    | <b>SPCTG</b> |
| 1986-87                        | 4          | 130         | 7.38        | 0         | 2         | 1          | 0         | 0         | 16         | 80           | .800         |
| <b>JOHAN HEDBERG</b>           |            |             |             |           |           |            |           |           |            |              |              |
| <b>YEAR</b>                    | <b>GP</b>  | <b>MIN</b>  | <b>AVG</b>  | <b>W</b>  | <b>L</b>  | <b>O/T</b> | <b>EN</b> | <b>SO</b> | <b>GA</b>  | <b>SA</b>    | <b>SPCTG</b> |
| 2010-11                        | 34         | 1717        | 2.38        | 15        | 12        | 2          | 1         | 3         | 68         | 777          | .912         |
| 2011-12                        | 27         | 1591        | 2.23        | 17        | 7         | 2          | 3         | 4         | 59         | 718          | .918         |
| 2012-13                        | 19         | 1108        | 2.76        | 6         | 10        | 3          | 1         | 1         | 51         | 435          | .883         |
| <b>TOTALS</b>                  | <b>80</b>  | <b>4416</b> | <b>2.42</b> | <b>38</b> | <b>29</b> | <b>7</b>   | <b>5</b>  | <b>8</b>  | <b>178</b> | <b>1930</b>  | <b>.908</b>  |
| <b>PLAYOFFS</b>                | <b>GP</b>  | <b>MIN</b>  | <b>AVG</b>  | <b>W</b>  | <b>L</b>  | <b>EN</b>  | <b>SO</b> | <b>GA</b> | <b>SA</b>  | <b>SPCTG</b> |              |
| 2012                           | 1          | 36          | 1.67        | 0         | 1         | 0          | 0         | 1         | 14         | .929         |              |
| <b>KAAPO KAHKONEN</b>          |            |             |             |           |           |            |           |           |            |              |              |
| <b>YEAR</b>                    | <b>GP</b>  | <b>MIN</b>  | <b>AVG</b>  | <b>W</b>  | <b>L</b>  | <b>O/T</b> | <b>EN</b> | <b>SO</b> | <b>GA</b>  | <b>SA</b>    | <b>SPCTG</b> |
| 2023-24                        | 6          | 263         | 2.51        | 1         | 4         | 0          | -         | 1         | 11         | 143          | .923         |
| <b>HANNU KAMPURI</b>           |            |             |             |           |           |            |           |           |            |              |              |
| <b>YEAR</b>                    | <b>GP</b>  | <b>MIN</b>  | <b>AVG</b>  | <b>W</b>  | <b>L</b>  | <b>T</b>   | <b>EN</b> | <b>SO</b> | <b>GA</b>  | <b>SA</b>    | <b>SPCTG</b> |
| 1984-85                        | 13         | 635         | 5.10        | 1         | 10        | 1          | 2         | 0         | 54         | 351          | .845         |
| <b>KEITH KINKAID</b>           |            |             |             |           |           |            |           |           |            |              |              |
| <b>YEAR</b>                    | <b>GP</b>  | <b>MIN</b>  | <b>AVG</b>  | <b>W</b>  | <b>L</b>  | <b>O/T</b> | <b>EN</b> | <b>SO</b> | <b>GA</b>  | <b>SA</b>    | <b>SPCTG</b> |
| 2012-13                        | 1          | 26          | 2.33        | 0         | 0         | 0          | 0         | 0         | 1          | 13           | 0.923        |
| 2014-15                        | 19         | 925         | 2.59        | 6         | 5         | 4          | 0         | 0         | 40         | 469          | 0.915        |
| 2015-16                        | 23         | 1240        | 2.81        | 9         | 9         | 1          | 0         | 2         | 58         | 605          | 0.904        |
| 2016-17                        | 26         | 1476        | 2.64        | 8         | 13        | 3          | 0         | 1         | 65         | 778          | 0.916        |
| 2017-18                        | 41         | 2298        | 2.77        | 26        | 10        | 3          | 1         | 1         | 106        | 1108         | 0.913        |
| 2018-19                        | 41         | 2302        | 3.36        | 15        | 18        | 6          | 0         | 3         | 129        | 1059         | 0.891        |
| <b>TOTALS</b>                  | <b>151</b> | <b>8267</b> | <b>2.90</b> | <b>64</b> | <b>55</b> | <b>17</b>  | <b>1</b>  | <b>7</b>  | <b>399</b> | <b>4267</b>  | <b>0.906</b> |
| <b>PLAYOFFS</b>                | <b>GP</b>  | <b>MIN</b>  | <b>AVG</b>  | <b>W</b>  | <b>L</b>  | <b>EN</b>  | <b>SO</b> | <b>GA</b> | <b>SA</b>  | <b>SPCTG</b> |              |
| 2018                           | 2          | 92          | 5.88        | 0         | 2         | 0          | 1         | 0         | 9          | 46           | 0.804        |

**EDDIE LACK**

| YEAR    | GP | MIN | AVG  | W | L | O/T | EN | SO | GA | SA  | SPCTG |
|---------|----|-----|------|---|---|-----|----|----|----|-----|-------|
| 2017-18 | 4  | 207 | 3.18 | 1 | 2 | 0   | 0  | 0  | 11 | 113 | 0.903 |

**RON LOW**

| YEAR          | GP        | MIN         | AVG         | W         | L         | T        | EN       | SO       | GA         | SA          | SPCTG       |
|---------------|-----------|-------------|-------------|-----------|-----------|----------|----------|----------|------------|-------------|-------------|
| 1982-83       | 11        | 608         | 4.05        | 2         | 7         | 1        | 1        | 0        | 41         | 345         | .881        |
| 1983-84       | 44        | 2218        | 4.36        | 8         | 25        | 4        | 1        | 0        | 161        | 1133        | .858        |
| 1984-85       | 26        | 1327        | 3.84        | 6         | 11        | 4        | 1        | 1        | 85         | 628         | .864        |
| <b>TOTALS</b> | <b>81</b> | <b>4153</b> | <b>4.15</b> | <b>16</b> | <b>43</b> | <b>9</b> | <b>3</b> | <b>1</b> | <b>287</b> | <b>2106</b> | <b>.864</b> |

**SHAWN MacKENZIE**

| YEAR    | GP | MIN | AVG  | W | L | T | EN | SO | GA | SA | SPCTG |
|---------|----|-----|------|---|---|---|----|----|----|----|-------|
| 1982-83 | 6  | 130 | 6.92 | 0 | 1 | 0 | 0  | 0  | 15 | 71 | .789  |

**MIKE McKENNA**

| YEAR    | GP | MIN | AVG  | W | L | O/T | EN | SO | GA | SA | SPCTG |
|---------|----|-----|------|---|---|-----|----|----|----|----|-------|
| 2010-11 | 2  | 118 | 3.05 | 0 | 1 | 0   | 0  | 0  | 6  | 56 | .893  |

**KIRK McLEAN**

| YEAR          | GP       | MIN        | AVG         | W        | L        | T        | EN       | SO       | GA        | SA         | SPCTG       |
|---------------|----------|------------|-------------|----------|----------|----------|----------|----------|-----------|------------|-------------|
| 1985-86       | 2        | 111        | 5.95        | 1        | 0        | 0        | 0        | 0        | 11        | 59         | .814        |
| 1986-87       | 4        | 160        | 3.75        | 1        | 1        | 0        | 1        | 0        | 10        | 73         | .861        |
| <b>TOTALS</b> | <b>6</b> | <b>271</b> | <b>4.65</b> | <b>2</b> | <b>1</b> | <b>0</b> | <b>1</b> | <b>0</b> | <b>21</b> | <b>132</b> | <b>.840</b> |

**ROLAND MELANSON**

| YEAR    | GP | MIN | AVG  | W | L | T | EN | SO | GA | SA | SPCTG |
|---------|----|-----|------|---|---|---|----|----|----|----|-------|
| 1990-91 | 1  | 20  | 6.00 | 0 | 0 | 0 | 0  | 0  | 2  | 7  | .714  |

**LINDSAY MIDDLEBROOK**

| YEAR    | GP | MIN | AVG  | W | L | T | EN | SO | GA | SA  | SPCTG |
|---------|----|-----|------|---|---|---|----|----|----|-----|-------|
| 1982-83 | 9  | 412 | 5.39 | 0 | 6 | 1 | 0  | 0  | 37 | 211 | .825  |

**JEFF REESE**

| YEAR    | GP | MIN | AVG  | W | L | T | EN | SO | GA | SA | SPCTG |
|---------|----|-----|------|---|---|---|----|----|----|----|-------|
| 1996-97 | 3  | 139 | 5.61 | 0 | 2 | 0 | 0  | 0  | 13 | 65 | .800  |

**GLENN RESCH**

| YEAR          | GP         | MIN          | AVG         | W         | L          | T         | EN        | SO       | GA         | SA          | SPCTG       |
|---------------|------------|--------------|-------------|-----------|------------|-----------|-----------|----------|------------|-------------|-------------|
| 1982-83       | 65         | 3650         | 3.98        | 15        | 35         | 12        | 2         | 0        | 242        | 1928        | .874        |
| 1983-84       | 51         | 2641         | 4.18        | 9         | 31         | 3         | 4         | 1        | 184        | 1426        | .871        |
| 1984-85       | 51         | 2893         | 4.15        | 15        | 27         | 5         | 4         | 0        | 200        | 1413        | .858        |
| 1985-86       | 31         | 1769         | 4.27        | 10        | 20         | 0         | 4         | 0        | 126        | 885         | .857        |
| <b>TOTALS</b> | <b>198</b> | <b>10953</b> | <b>4.12</b> | <b>49</b> | <b>113</b> | <b>20</b> | <b>14</b> | <b>1</b> | <b>752</b> | <b>5632</b> | <b>.866</b> |

**SAM ST. LAURENT**

| YEAR    | GP | MIN | AVG  | W | L | T | EN | SO | GA | SA  | SPCTG |
|---------|----|-----|------|---|---|---|----|----|----|-----|-------|
| 1985-86 | 4  | 188 | 4.15 | 2 | 1 | 0 | 0  | 1  | 13 | 111 | .883  |

**BOB SAUVE**

| YEAR          | GP        | MIN         | AVG         | W         | L         | T        | EN       | SO       | GA         | SA          | SPCTG       |
|---------------|-----------|-------------|-------------|-----------|-----------|----------|----------|----------|------------|-------------|-------------|
| 1987-88       | 34        | 1804        | 3.56        | 10        | 16        | 3        | 2        | 0        | 107        | 823         | .870        |
| 1988-89       | 15        | 721         | 4.66        | 4         | 5         | 1        | 2        | 0        | 56         | 333         | .831        |
| <b>TOTALS</b> | <b>49</b> | <b>2525</b> | <b>3.87</b> | <b>14</b> | <b>21</b> | <b>4</b> | <b>4</b> | <b>0</b> | <b>163</b> | <b>1156</b> | <b>.859</b> |
| PLAYOFFS      | GP        | MIN         | AVG         | W         | L         |          | EN       | SO       | GA         | SA          | SPCTG       |
| 1988          | 5         | 238         | 3.28        | 2         | 1         |          | 0        | 0        | 13         | 118         | .890        |

**AKIRA SCHMID**

| YEAR          | GP        | MIN         | AVG         | W         | L         | T        | EN       | SO       | GA        | SA         | SPCTG       |
|---------------|-----------|-------------|-------------|-----------|-----------|----------|----------|----------|-----------|------------|-------------|
| 2021-22       | 6         | 236         | 4.83        | 0         | 4         | 0        | -        | 0        | 19        | 114        | .833        |
| 2022-23       | 18        | 901         | 2.13        | 9         | 5         | 2        | -        | 1        | 32        | 408        | .922        |
| 2023-24       | 19        | 914         | 3.15        | 5         | 9         | 1        | -        | 0        | 48        | 457        | .895        |
| <b>TOTALS</b> | <b>43</b> | <b>2051</b> | <b>2.90</b> | <b>14</b> | <b>18</b> | <b>3</b> | <b>-</b> | <b>1</b> | <b>99</b> | <b>979</b> | <b>.899</b> |
| PLAYOFFS      | GP        | MIN         | AVG         | W         | L         |          | EN       | SO       | GA        | SA         | SPCTG       |
| 2022-23       | 9         | 460         | 2.35        | 4         | 4         | 0        | -        | 2        | 18        | 229        | .921        |
| PLAYOFFS      | GP        | MIN         | AVG         | W         | L         |          | EN       | SO       | GA        | SA         | SPCTG       |
| 1988          | 5         | 238         | 3.28        | 2         | 1         |          | 0        | 0        | 13        | 118        | .890        |

**CORY SCHNEIDER**

| YEAR          | GP         | MIN          | AVG         | W          | L          | O/T       | EN       | SO        | GA         | SA          | SPCTG       |
|---------------|------------|--------------|-------------|------------|------------|-----------|----------|-----------|------------|-------------|-------------|
| 2013-14       | 45         | 2680         | 1.97        | 16         | 15         | 12        | 0        | 3         | 88         | 1107        | .921        |
| 2014-15       | 69         | 3924         | 2.26        | 26         | 31         | 9         | 0        | 5         | 148        | 1982        | .925        |
| 2015-16       | 58         | 3412         | 2.15        | 27         | 25         | 6         | 0        | 4         | 122        | 1597        | .924        |
| 2016-17       | 60         | 3473         | 2.82        | 20         | 27         | 11        | 0        | 2         | 163        | 1781        | .908        |
| 2017-18       | 40         | 2332         | 2.93        | 17         | 16         | 6         | 0        | 1         | 114        | 1228        | .907        |
| 2018-19       | 26         | 1372         | 3.06        | 6          | 13         | 4         | 0        | 1         | 70         | 718         | .903        |
| 2019-20       | 13         | 679          | 3.53        | 3          | 6          | 2         | 0        | 1         | 40         | 355         | .887        |
| <b>TOTALS</b> | <b>311</b> | <b>17872</b> | <b>2.50</b> | <b>115</b> | <b>133</b> | <b>50</b> | <b>0</b> | <b>17</b> | <b>745</b> | <b>8768</b> | <b>.915</b> |
| PLAYOFFS      | GP         | MIN          | AVG         | W          | L          |           | EN       | SO        | GA         | SA          | SPCTG.      |
| 2017-18       | 4          | 202          | 1.78        | 1          | 2          | 0         | 0        | 0         | 6          | 119         | .950        |

**COREY SCHWAB**

| YEAR          | GP        | MIN         | AVG         | W        | L        | T        | EN       | SO       | GA        | SA         | SPCTG       |
|---------------|-----------|-------------|-------------|----------|----------|----------|----------|----------|-----------|------------|-------------|
| 1995-96       | 10        | 331         | 2.18        | 0        | 3        | 0        | 0        | 0        | 12        | 119        | .899        |
| 2002-03       | 11        | 614         | 1.47        | 5        | 3        | 1        | 0        | 1        | 15        | 223        | .933        |
| 2003-04       | 3         | 187         | 0.64        | 2        | 0        | 1        | 0        | 1        | 2         | 68         | .971        |
| <b>TOTALS</b> | <b>24</b> | <b>1132</b> | <b>1.54</b> | <b>7</b> | <b>6</b> | <b>2</b> | <b>0</b> | <b>2</b> | <b>29</b> | <b>410</b> | <b>.929</b> |
| PLAYOFFS      | GP        | MIN         | AVG         | W        | L        |          | EN       | SO       | GA        | SA         | SPCTG.      |
| 2003          | 2         | 28          | 0.00        | 0        | 0        |          | 0        | 0        | 0         | 8          | 1.000       |

**RICHARD SHULMISTRA**

| YEAR    | GP | MIN | AVG  | W | L | T | EN | SO | GA | SA | SPCTG |
|---------|----|-----|------|---|---|---|----|----|----|----|-------|
| 1997-98 | 1  | 62  | 1.94 | 0 | 1 | 0 | 0  | 0  | 2  | 30 | .933  |

**PETER SIDORKIEWICZ**

| YEAR          | GP       | MIN        | AVG         | W        | L        | T        | EN       | SO       | GA       | SA        | SPCTG       |
|---------------|----------|------------|-------------|----------|----------|----------|----------|----------|----------|-----------|-------------|
| 1993-94       | 3        | 130        | 2.77        | 0        | 3        | 0        | 1        | 0        | 6        | 55        | .891        |
| 1997-98       | 1        | 20         | 3.00        | 0        | 0        | 0        | 0        | 0        | 1        | 8         | .875        |
| <b>TOTALS</b> | <b>4</b> | <b>150</b> | <b>2.80</b> | <b>0</b> | <b>3</b> | <b>0</b> | <b>1</b> | <b>0</b> | <b>7</b> | <b>63</b> | <b>.889</b> |

**CHRIS TERRERI**

| YEAR          | GP         | MIN          | AVG         | W          | L          | T         | EN        | SO       | GA         | SA          | SPCTG       |
|---------------|------------|--------------|-------------|------------|------------|-----------|-----------|----------|------------|-------------|-------------|
| 1986-87       | 7          | 286          | 4.41        | 0          | 3          | 1         | 1         | 0        | 21         | 173         | .879        |
| 1988-89       | 8          | 402          | 2.69        | 0          | 4          | 2         | 1         | 0        | 18         | 170         | .893        |
| 1989-90       | 35         | 1933         | 3.41        | 15         | 12         | 3         | 3         | 0        | 110        | 1004        | .890        |
| 1990-91       | 53         | 2971         | 2.91        | 24         | 21         | 7         | 3         | 1        | 144        | 1348        | .893        |
| 1991-92       | 54         | 3185         | 3.18        | 22         | 22         | 10        | 0         | 1        | 169        | 1511        | .888        |
| 1992-93       | 48         | 2672         | 3.39        | 19         | 21         | 3         | 2         | 2        | 151        | 1324        | .886        |
| 1993-94       | 44         | 2340         | 2.72        | 20         | 11         | 4         | 2         | 2        | 106        | 1141        | .907        |
| 1994-95       | 15         | 734          | 2.53        | 3          | 7          | 2         | 0         | 0        | 31         | 309         | .900        |
| 1995-96       | 4          | 210          | 2.57        | 3          | 0          | 0         | 0         | 0        | 9          | 92          | .902        |
| 1998-99       | 12         | 726          | 2.48        | 8          | 3          | 1         | 0         | 1        | 30         | 294         | .898        |
| 1999-00       | 12         | 649          | 3.42        | 2          | 9          | 0         | 2         | 0        | 37         | 299         | .876        |
| 2000-01       | 10         | 453          | 2.78        | 2          | 5          | 1         | 0         | 0        | 21         | 167         | .874        |
| <b>TOTALS</b> | <b>302</b> | <b>16561</b> | <b>3.07</b> | <b>118</b> | <b>118</b> | <b>34</b> | <b>14</b> | <b>7</b> | <b>847</b> | <b>7832</b> | <b>.892</b> |
| PLAYOFFS      | GP         | MIN          | AVG         | W          | L          |           | EN        | SO       | GA         | SA          | SPCTG       |
| 1990          | 4          | 238          | 3.28        | 2          | 2          |           | 0         | 0        | 13         | 103         | .874        |
| 1991          | 7          | 428          | 2.94        | 3          | 4          |           | 0         | 0        | 21         | 216         | .903        |
| 1992          | 7          | 386          | 3.58        | 3          | 3          |           | 2         | 0        | 23         | 203         | .887        |
| 1993          | 4          | 219          | 4.66        | 1          | 3          |           | 1         | 0        | 17         | 118         | .856        |
| 1994          | 4          | 200          | 2.70        | 3          | 0          |           | 0         | 0        | 9          | 111         | .919        |
| 1995          | 1          | 8            | 0.00        | 0          | 0          |           | 0         | 0        | 0          | 2           | 1.000       |
| <b>TOTALS</b> | <b>27</b>  | <b>1479</b>  | <b>3.37</b> | <b>12</b>  | <b>12</b>  |           | <b>3</b>  | <b>0</b> | <b>83</b>  | <b>753</b>  | <b>.890</b> |

**JOHN VANBIESBROUCK**

| YEAR          | GP       | MIN        | AVG         | W        | L        | T        | EN       | SO       | GA        | SA         | SPCTG       |
|---------------|----------|------------|-------------|----------|----------|----------|----------|----------|-----------|------------|-------------|
| 2000-01       | 4        | 240        | 1.50        | 4        | 0        | 0        | 0        | 1        | 6         | 93         | .935        |
| 2001-02       | 5        | 300        | 2.00        | 2        | 3        | 0        | 2        | 0        | 10        | 117        | .915        |
| <b>TOTALS</b> | <b>9</b> | <b>540</b> | <b>1.77</b> | <b>6</b> | <b>3</b> | <b>0</b> | <b>2</b> | <b>1</b> | <b>16</b> | <b>210</b> | <b>.924</b> |

**VITEK VANECEK**

| YEAR          | GP        | MIN         | AVG         | W         | L         | T        | EN       | SO       | GA         | SA          | SPCTG       |
|---------------|-----------|-------------|-------------|-----------|-----------|----------|----------|----------|------------|-------------|-------------|
| 2022-23       | 52        | 236         | 2.45        | 33        | 11        | 4        | -        | 3        | 119        | 1333        | .911        |
| 2023-24       | 32        | 1792        | 3.18        | 17        | 9         | 3        | -        | 0        | 95         | 862         | .890        |
| <b>TOTALS</b> | <b>84</b> | <b>4708</b> | <b>2.73</b> | <b>50</b> | <b>20</b> | <b>7</b> | <b>-</b> | <b>3</b> | <b>214</b> | <b>2195</b> | <b>.903</b> |
| PLAYOFFS      | GP        | MIN         | AVG         | W         | L         |          | EN       | SO       | GA         | SA          | SPCTG       |
| 2022-23       | 7         | 272         | 4.64        | 1         | 3         | 0        | -        | 0        | 21         | 120         | .825        |

**KEVIN WEEKES**

| YEAR          | GP        | MIN         | AVG         | W        | L        | O/T      | EN       | SO       | GA        | SA         | SPCTG       |
|---------------|-----------|-------------|-------------|----------|----------|----------|----------|----------|-----------|------------|-------------|
| 2007-08       | 9         | 343         | 2.97        | 2        | 2        | 1        | 0        | 0        | 17        | 160        | .894        |
| 2008-09       | 16        | 795         | 2.42        | 7        | 5        | 0        | 1        | 0        | 32        | 399        | .920        |
| <b>TOTALS</b> | <b>25</b> | <b>1138</b> | <b>2.58</b> | <b>9</b> | <b>7</b> | <b>1</b> | <b>1</b> | <b>0</b> | <b>49</b> | <b>559</b> | <b>.912</b> |

- 1982**  
**6/09/82** Obtained #1 1982 (Rocky Trottier), #1 1983 (John MacLean) Draft Picks from St. Louis for Rob Ramage.  
**8/04/82** Signed Lindsay Middlebrook from Minnesota as a free agent.  
**9/13/82** Signed Rob Palmer from Los Angeles as a free agent.  
**9/14/82** Signed Glenn Merkosky from Hartford as a free agent.  
**9/16/82** Signed Larry Floyd as a free agent.  
**10/01/82** Obtained Hector Marini, #4 1983 Draft Pick (later traded to Calgary-Bill Cloviter) from NY Islanders for #4 1983 Draft Pick (Mikko Makela). Signed Mike Antonovich from Minnesota as a free agent.  
**10/04/82** Obtained Murray Brumwell from Minnesota, Carol Vadnais from NY Rangers, Dave Huthcison from Washington via NHL Waiver Draft. Graeme Nicolson (NY Rangers) claimed from New Jersey via NHL Waiver Draft.  
**10/12/82** Signed Mitch Wilson as a free agent.  
**10/15/82** Obtained Rick Meagher, Garry Howatt from Hartford for Merlin Malinowski, Scott Fusco.  
**10/28/82** Signed Jan Ludvig from Edmonton as a free agent.  
**10/29/82** Obtained cash from Detroit for Dwight Foster.
- 1983**  
**2/19/83** Obtained Ron Low from Edmonton for Lindsay Middlebrook, Paul Miller.  
**6/21/83** Obtained Mel Bridgman, Phil Russell from Calgary for Steve Tambellini, Joel Quenneville.  
**8/15/83** Signed Bob Hoffmeyer from Philadelphia as a free agent.  
**10/03/83** Obtained Dave Lewis from Minnesota for Brent Ashton.  
**10/06/83** Obtained Grant Mulvey from Pittsburgh on waivers.  
**11/17/83** Obtained cash from Washington for waiver claim of Gary McAdam.
- 1984**  
**1/12/84** Obtained Tim Higgins from Chicago for Jeff Larmer.  
**1/18/84** Obtained Gary McAdam from Washington on waivers.  
**6/08/84** Signed Karl Friesen as a free agent.  
**6/19/84** Obtained Rich Preston, Don Dietrich, #2 1985 Draft Pick (Eric Weinrich) from Chicago for Bobby MacMillan, #5 1985 Draft Pick (Rick Herbert).  
**6/25/84** Signed Greg Adams as a free agent.  
**7/11/84** Signed Doug Sulliman from Hartford as a free agent.  
**8/01/84** Signed Hannu Kampurri as a free agent.  
**9/27/84** Obtained Sam St. Laurent from Philadelphia for future considerations.  
**10/09/84** Obtained Dave Pichette from St. Louis via NHL Waiver Draft.
- 1985**  
**5/31/85** Signed Alain Chevrier as a free agent.  
**8/14/85** Signed Pat Conacher from Edmonton as a free agent.  
**8/20/85** Signed Peter McNab from Vancouver as a free agent.  
**8/29/85** Obtained Perry Anderson from St. Louis for Rick Meagher, #12 1986 Draft Pick (Bill Butler).  
**9/05/85** Obtained future considerations from Buffalo for Don Lever.  
**9/19/85** Obtained Mark Johnson from St. Louis for Shawn Evans, #5 1986 Draft Pick (Michael Wolak).  
**10/07/85** Obtained Randy Veliscek from Minnesota via NHL Waiver Draft.
- 1986**  
**3/11/86** Obtained #3 1986 Draft Pick (Marc Laniel) from Philadelphia for Glenn Resch. Obtained #12 1986 Draft Pick (Doug Kirton) from Buffalo for Phil Russell.  
**6/25/86** Obtained Claude Loiselle from Detroit for Tim Higgins.  
**7/02/86** Signed Timo Blomqvist from Washington as a free agent.  
**7/08/86** Signed Andy Brickley from Pittsburgh as a free agent.  
**8/06/86** Signed Doug Brown, Tim Lenardon, David Anderson as free agents.  
**8/18/86** Obtained Steve Richmond from Detroit for Sam St. Laurent.  
**9/26/86** Signed Dave Marcynshyn as a free agent.
- 1987**  
**3/09/87** Obtained Chris Cichocki, #3 1987 Draft Pick (later traded to Buffalo-Andrew MacVicar) from Detroit for Mel Bridgman.  
**5/22/87** Obtained Jim Korn from Buffalo for Jan Ludvig.  
**6/13/87** Obtained Tom Kurvers from Buffalo for Detroit's #3 1987 Draft Pick (Andrew MacVicar). Obtained David Maley from Montreal for #3 1987 Draft Pick (Mathieu Schneider).  
**7/09/87** Signed Bob Sauve from Chicago as a free agent.  
**9/10/87** Obtained Patrik Sundstrom, #2 1988 Draft Pick (Jeff Christian), #4 1988 Draft Pick (Matt Ruchty) from Vancouver for Greg Adams, Kirk McLean, #2 1988 Draft Pick (Leif Rohlin).  
**10/05/87** Obtained rights to Reijo Ruotsalainen from Edmonton, rights to Risto Siltanen from Quebec, Jack O'Callahan from Chicago via NHL Waiver Draft.  
**10/07/87** Obtained George McPhee from Winnipeg for #4 1989 Draft Pick (Jim Cummins).
- 1988**  
**3/08/88** Obtained #10 1988 Draft Pick (Alexander Semak) from Boston for Steve Tsujiura.  
**7/19/88** Obtained Steve Rooney, New Jersey's #3 1990 Draft Pick (Brad Bombardir) from Winnipeg for Alain Chevrier, #7 1990 Draft Pick (Doug Evans).  
**10/03/88** Risto Siltanen (Vancouver), Andy Brickley (Boston), Doug Sulliman (Philadelphia), claimed from New Jersey via NHL Waiver Draft.  
**12/09/88** Obtained Jean-Marc Lanthier from Boston for Dan Dorion.  
**12/12/88** Obtained Tommy Albelin from Quebec for future considerations (#4 1989 Draft Pick-Niklas Andersson).  
**12/13/88** Obtained Lyle Phair from Los Angeles for cash.
- 1989**  
**3/07/89** Obtained Claude Vilgrain from Vancouver for Tim Lenardon.  
**6/17/89** Obtained Los Angeles' #1 1989 Draft Pick (Jason Miller) from Edmonton for Corey Foster. Obtained Walt Poddubny, #4 1990 Draft Pick (Mike Bodnarchuk) from Quebec for Joe Cirella, Claude Loiselle, #8 1990 Draft Pick (Alexander Karpovtsev). Obtained Sylvain Turgeon from Hartford for Pat Verbeek.  
**6/19/89** Obtained Peter Sundstrom from Washington for #10 1991 Draft Pick (Rob Leask).  
**8/10/89** Signed Roland Melanson from Los Angeles as a free agent.  
**10/02/89** Obtained rights to Kent Nilsson from Edmonton via NHL Waiver Draft.  
**10/16/89** Obtained #1 1991 Draft Pick (Scott Niedermayer) from Toronto for Tom Kurvers.  
**10/31/89** Obtained Jim Thomson from Hartford for Chris Cichocki.

- 1990**  
**1/05/90** Obtained Bob Broke from Minnesota for Aaron Broten.  
**3/06/90** Obtained Jeff Sharples from Edmonton for Reijo Ruotsalainen. Obtained #5 1990 Draft Pick (Petr Kuchyna) from Calgary for Jim Korn. Obtained Peter Stastny from Quebec for Craig Wolanin, future considerations (Randy Velischeck).  
**6/16/90** Obtained #1 (Martin Brodeur), Detroit's #2 (David Harlock), Minnesota's #2 (Chris Gotziaman) 1990 Draft Picks from Calgary for #1 (Trevor Kidd), #2 (Vesa Viitakoski) 1990 Draft Picks.  
**9/04/90** Obtained Claude Lemieux from Montreal for Sylvain Turgeon.  
**9/06/90** Obtained Laurie Boschman from Winnipeg for #5 1991 Draft Pick (Jan Kaminski).  
**11/27/90** Obtained Lee Norwood, future considerations (#4 1992 Draft Pick-Scott McCabe) from Detroit for Paul Ysebaert.
- 1991**  
**5/30/91** Jeff Madill (San Jose) claimed from New Jersey via NHL Expansion Draft.  
**6/03/91** Obtained Brent Severyn from Quebec for Dave Marcynishyn.  
**9/03/91** Obtained Scott Stevens from St. Louis as compensation for Brendan Shanahan.  
**9/09/91** Obtained Dave Barr, Randy McKay from Detroit as compensation for Troy Crowder.  
**9/20/91** Obtained Tom Chorske, Stephane Richer from Montreal for Roland Melanson, Kirk Muller.  
**10/03/91** Obtained future considerations (#5 1993 Draft Pick-John Guirestante) from Hartford for Lee Norwood.  
**10/16/91** Obtained future considerations from Boston for Al Stewart.
- 1992**  
**1/12/92** Obtained Troy Mallette from Edmonton for David Maley.  
**6/15/92** Obtained Brad Shaw from Hartford for future considerations.  
**6/18/92** Brad Shaw (Ottawa), Laurie Boschman (Ottawa) claimed from New Jersey via NHL Expansion Draft.  
**8/28/92** Obtained Bobby Holik, #2 1993 Draft Pick (Jay Pandolfo), conditional 1994 Draft Pick from Hartford for Sean Burke, Eric Weinrich.  
**9/03/92** Obtained future considerations from Los Angeles for Pat Conacher. Obtained future considerations from Ottawa for Neil Brady.  
**10/01/92** Signed Pascal Rheaume as a free agent.
- 1993**  
**1/13/93** Obtained Bernie Nicholls from Edmonton for Zdeno Ciger, Kevin Todd.  
**1/26/93** Assumed contract of Brian Lawton from San Jose.  
**3/13/93** Obtained cash from San Jose for waiver claim of Jon Morris.  
**6/20/93** Obtained Peter Sidorkiewicz, future considerations (Mike Peluso) from Ottawa for Craig Billington, Troy Mallette, #4 1993 Draft Pick (Cosmo Dupaul).  
**6/24/93** Alexei Kasatonov (Anaheim), Jarrod Skalde (Anaheim) claimed from New Jersey via NHL Expansion Draft.  
**6/26/93** Obtained Corey Millen from Los Angeles for #5 1993 Draft Pick (Jason Saal). Obtained Mike Peluso from Ottawa as future considerations from 6/20/93 transaction.  
**9/30/93** Signed Bob Carpenter from Washington as a free agent. Obtained #6 1994 Draft Pick (Ryan Smart) from Winnipeg for Brent Severyn.
- 1994**  
**1/31/94** Obtained #5 1994 Draft Pick (later traded to Calgary-Nils Ekman) from Ottawa as compensation from 6/20/93 transaction.  
**3/21/94** Obtained Roy Mitchell, Reid Simpson from Dallas for future considerations.  
**6/03/94** Obtained #11 1994 Draft Pick (Mike Hanson) from Quebec for Stephane Yelle, #11 1994 Draft Pick (Steven Low). Obtained Vancouver's #4 1994 Draft Pick (later traded to Calgary-Ryan Duthie) from Tampa Bay for Jeff Toms.  
**6/29/94** Obtained #3 1994 Draft Pick (Sheldon Souray) from Calgary for #3 (Chris Clark), Vancouver's #4 (Ryan Duthie), Ottawa's #5 (Nils Ekman) 1994 Draft Picks.
- 1995**  
**2/27/95** Obtained Neal Broten from Dallas for Corey Millen.  
**3/14/95** Obtained Shawn Chambers, Danton Cole from Tampa Bay for Ben Hankinson, Alexander Semak.  
**4/03/95** Obtained #3 1995 Draft Pick (David Gosselin) from Detroit for Viacheslav Fetisov.  
**7/08/95** Obtained #5 1995 Draft Pick (Alyn McCauley) from Ottawa for Jaroslav Modry.  
**10/03/95** Obtained Steve Thomas from NY Islanders for Claude Lemieux.  
**10/05/95** Obtained #3 1997 Draft Pick (later traded to Ottawa-Josh Langfeld) from Ottawa for Tom Chorske.  
**11/01/95** Obtained Esa Tikkanen from St. Louis for #3 1997 Draft Pick (later traded to Colorado-Ville Nieminen). Obtained Darin Kimble from Chicago for Bill Armstrong, Mike Vukonich.  
**11/15/95** Obtained #2 1996 Draft Pick (later traded to Pittsburgh-Pavel Skrbek) from San Jose for Chris Terreri.  
**11/23/95** Obtained #2 1996 Draft Pick (Wes Mason) from Vancouver for Esa Tikkanen.  
**12/19/95** Obtained Jocelyn Lemieux, #2 1998 Draft Pick (later transferred to Dallas-John Erskine) from Hartford for Jim Dowd, #2 1997 Draft Pick (later traded to Calgary-Dmitri Kokorev).
- 1996**  
**2/26/96** Obtained Phil Housley, Dan Keczmer from Calgary for Tommy Albelin, Cale Hulse, Jocelyn Lemieux.  
**3/13/96** Obtained Dave Andreychuk from Toronto for #2 1996 Draft Pick (Marek Posmyk), option of #4 1998 or #3 1999 Draft Pick (later traded to New Jersey).  
**6/22/96** Obtained Jeff Reese, Chicago's #2 (Pierre Dagenais), #8 (Jason Bertsch) 1996 Draft Picks from Tampa Bay for Corey Schwab. Obtained Toronto's #2 (Josh DeWolf), #2 (Colin White) 1996 Draft Picks from Pittsburgh for San Jose's #2 1996 Draft Pick (Pavel Skrbek).  
**8/22/96** Obtained Lyle Odelein from Montreal for Stephane Richer.  
**10/11/96** Signed Richard Shulmistra as a free agent.  
**11/22/96** Obtained future considerations from Los Angeles for Neal Broten.  
**11/26/96** Obtained Ken Sutton, #2 1999 Draft Pick (Brett Clouthier) from St. Louis for Mike Peluso, Ricard Persson.
- 1997**  
**2/11/97** Obtained Peter Zezel from St. Louis for Chris McAlpine, last round 1999 Draft Pick (James Desmarais).  
**2/25/97** Obtained Dave Ellett, Doug Gilmour, New Jersey's #4 1998 or #3 1999 Draft Pick (previously acquired-Andre Lakos) from Toronto for Jason Smith, Steve Sullivan, rights to Alyn McCauley.  
**3/15/97** Obtained Chris LiPuma from San Jose off waivers.  
**3/18/97** Chris LiPuma (San Jose) claimed from New Jersey via waivers.  
**6/21/97** Obtained #2 1997 Draft Pick (Stanislav Gron) from Ottawa for #3 (Jani Hurme), Ottawa's #3 (Josh Langfeld) 1997 Draft Picks.

- 6/26/97 Signed John Madden as a free agent.  
 8/22/97 Obtained Viastimil Kroupa from San Jose for #3 1998 Draft Pick (later traded to Nashville-Geoff Koch).  
 9/01/97 Signed Sasha Lakovic from Calgary as a free agent.  
 9/28/97 Obtained Scott Daniels from Philadelphia via NHL Waiver Draft. Pascal Rheaume (St. Louis) claimed from New Jersey via NHL Waiver Draft.  
 12/07/97 Obtained Doug Bodger, Dody Wood from San Jose for John MacLean, Ken Sutton.
- 1998**  
 1/04/98 Obtained Jason Arnott, Bryan Muir from Edmonton for Bill Guerin, Valeri Zelepukin.  
 1/08/98 Obtained #4 1998 Draft Pick (Mikko Jokela) from Chicago for Reid Simpson.  
 2/05/98 Obtained #5 1998 Draft Pick (Anton But) from Vancouver for Peter Zedel.  
 6/18/98 Obtained Boston's #4 1998 Draft Pick (Pierre Dagenais) from Los Angeles for Doug Bodger.  
 6/26/98 Mike Dunham (Nashville) claimed from New Jersey via NHL Expansion Draft.  
 6/27/98 Obtained #1 1998 Draft Pick (Scott Gomez) from Dallas for Carolina's #2 (John Erskine), #2 (Tyler Bouck) Draft Picks. Obtained Pittsburgh's #2 1998 Draft Pick (Brian Gionta) from Edmonton for #4 (Kristian Antila), #5 (Oleg Smirnov) 1998 Draft Picks, rights to Fredrik Lindqvist.  
 8/25/98 Obtained Chris Terreri from Chicago for #2 1999 Draft Pick (Stepan Mokhov).  
 8/26/98 Obtained Ken Sutton from San Jose for future considerations (#5 1999 Draft Pick-Nicholas Dimitrakos).  
 11/13/98 Obtained option of #4 or Tampa Bay's #4 1999 Draft Pick or #3 2000 Draft Pick (New Jersey chose #3 2000 Draft Pick-Mike Rupp) from Chicago for Bryan Muir.
- 1999**  
 1/04/99 Awarded option of one #1 Draft Pick over next five seasons, right to switch #1 Draft Picks over next five seasons from St. Louis for tampering settlement. Obtained #1 2001 Draft Pick (later transferred to Florida-Lukas Krajicek) from St. Louis. Obtained #1 2003 Draft Pick (later transferred to Edmonton-Marc Antoine Pouliot) from St. Louis for #1 2003 Draft Pick (Shawn Belle).  
 3/22/99 Obtained Sergei Nemchinov from NY Islanders for #4 1999 Draft Pick (later transferred to Los Angeles-Daniel Johansson).  
 6/18/99 Signed Brian Rafalski as a free agent.  
 6/25/99 Kevin Dean (Atlanta) claimed from New Jersey via NHL Expansion Draft. Obtained future considerations from Atlanta for Sergei Vyshedkevich.  
 9/27/99 Ken Sutton (Washington), Jeff Williams (Atlanta) claimed from New Jersey via NHL Waiver Draft.  
 10/05/99 Obtained Ken Sutton from Washington for future considerations.  
 10/07/99 Obtained Steve Kelly from Tampa Bay for #7 2000 Draft Pick (Brian Eklund).  
 11/01/99 Obtained Sylvain Cloutier, Jeff Williams from Atlanta for Eric Bertrand, Wes Mason.  
 11/03/99 Obtained Claude Lemieux, #1 (David Hale), #2 (Matt DeMarchi) 2000 Draft Picks from Colorado for Brian Rolston, #1 2000 Draft Pick (later transferred to Boston-Martin Samuelsson).
- 2000**  
 1/14/00 Obtained option of Vancouver's or NY Islanders' #2 (New Jersey chose NY Islanders-Teemu Laine) and NY Islanders' or Atlanta's #3 (New Jersey chose Atlanta-Max Bribraer) 2000 Draft Picks from Vancouver for Vadim Sharifjanov, #3 2000 Draft Pick (Tim Branham).  
 3/01/00 Obtained Vladimir Malakhov from Montreal for Josh DeWolf, Sheldon Souray, #2 2001 Draft Pick (later transferred to Tampa Bay through Washington-Andreas Holmqvist).  
 3/07/00 Obtained Deron Quint, #3 2001 Draft Pick (later transferred to Phoenix-Beat Schiess-Forster) from Phoenix for Lyle Odelein.  
 3/14/00 Obtained Alexander Mogilny from Vancouver for Brendan Morrison, Denis Pederson.  
 6/12/00 Obtained Ed Ward from Anaheim for #7 2001 Draft Pick (Tony Martensson). Obtained Steve Staios from Atlanta for #9 2000 Draft Pick (Simon Gamache). Obtained future considerations (Turner Stevenson), #3 2001 Draft Pick (Brandon Nolan) from Columbus for Krzysztof Oliwa. Assigned rights to Deron Quint to Columbus.  
 6/23/00 Chris Terreri (Minnesota), Jeff Williams (Columbus) claimed from New Jersey via NHL Expansion Draft. Obtained Chris Terreri, #9 2000 Draft Pick from Minnesota (later traded to Tampa Bay-Thomas Ziegler) for Brad Bombardir. Acquired Turner Stevenson from Columbus as future considerations for 6/12/00 transaction.  
 6/24/00 Obtained #8 2001 Draft Pick (Aaron Voros) from Tampa Bay for Minnesota's #9 2000 Draft Pick (Thomas Ziegler).  
 7/03/00 Signed Jim McKenzie from Washington as a free agent.  
 7/10/00 Acquired future considerations from Atlanta for Steve Staios.  
 7/18/00 Signed Chris Ferraro from NY Islanders as a free agent.
- 2001**  
 2/24/01 Obtained Bob Corkum from Los Angeles for future considerations.  
 2/27/01 Obtained future considerations from Los Angeles for Steve Kelly.  
 3/04/01 Obtained Sean O'Donnell from Minnesota for Willie Mitchell.  
 3/12/01 Obtained John Vanbiesbrouck from NY Islanders for Chris Terreri, #9 2001 Draft Pick (Juha-Pekka Ketola).  
 6/23/01 Obtained Phoenix's #2 2001 Draft Pick (Igor Pohanka), Vancouver's #2 2001 Compensatory Draft Pick (Tuomas Pihlman) from Florida for St. Louis' #1 2001 Draft Pick (Lukas Krajicek). Obtained #2 2001 Draft Pick (Victor Uchevatov) from Ottawa for #3 2001 Compensatory Draft Pick (Neil Komadoski), #3 2001 Draft Pick (later traded to Tampa Bay-Evgeny Artyukhin). Obtained #4 2001 (later traded to Atlanta-Milan Gajic), #3 2002 (Marek Chvatil) Draft Picks from Phoenix for #3 2001 Draft Pick (Beat Schiess-Forster).  
 6/24/01 Obtained #3 2002 Draft Pick (Jason Ryznar) from Atlanta for Phoenix's #4 2001 (Milan Gajic), #7 2002 (later traded to San Jose-Tim Conboy) Draft Picks.  
 7/05/01 Signed Tommy Albelin from Calgary as a free agent.  
 8/22/01 Obtained future considerations from Washington for Chris Ferraro.  
 10/21/01 Signed Bruce Gardiner from Ottawa and Steve Guolla from Atlanta as free agents.  
 10/25/01 Signed Joel Bouchard from Phoenix as a free agent.  
 11/09/01 Obtained Andrei Zyuzin from Tampa Bay for Josef Boumedienne, Sascha Goc, rights to Anton But.
- 2002**  
 1/12/02 Pierre Dagenais (Florida) claimed from New Jersey via waivers.  
 1/16/02 Obtained Valeri Kamensky from Dallas for Andre Lakos, future considerations.  
 2/26/02 Signed John Vanbiesbrouck as a free agent.  
 3/04/02 Obtained Mike Rucinski from Carolina for Ted Drury.

- 3/19/02 Obtained Jamie Langenbrunner, Joe Nieuwendyk from Dallas for Jason Arnett, Randy McKay, #1 2002 Draft Pick (later traded to Buffalo-Daniel Paille). Obtained Stephane Richer from Pittsburgh for #7 2003 Draft Pick (Stephen Dixon).
- 7/06/02 Obtained Maxim Balmochnykh, Jeff Friesen, Oleg Tverdovsky from Anaheim for Mike Comodore, J.F. Dampousse, Petr Sykora, rights to Igor Pohanka.
- 7/08/02 Signed Corey Schwab from Toronto as a free agent.
- 7/12/02 Signed Alex Brooks, Craig Darby from Montreal, Raymond Giroux from NY Islanders, Mike Matteucci from Minnesota as free agents.
- 8/15/02 Signed Dave Roche from NY Islanders as a free agent.
- 8/24/02 Signed Ken Sutton from NY Islanders as a free agent.
- 10/01/02 Signed Joe Hulbig as a free agent.
- 10/15/02 Andreas Salomonsson (Washington) claimed from New Jersey via waivers.
- 11/02/02 Andrei Zyuzin (Minnesota) claimed from New Jersey via waivers.
- 2003**
- 1/24/03 Obtained Steve Kariya from Vancouver for Mikko Jokela.
- 2/24/03 Obtained Pascal Rheaume from Atlanta for conditional 2004 Draft Pick (later traded back to New Jersey).
- 3/10/03 Obtained Grant Marshall from Columbus for conditional 2004 Draft Pick (#4-later traded to Calgary-Kristopher Hogg). Obtained Richard Smehlik, New Jersey's 2004 conditional Draft Pick (previously acquired) from Atlanta for #4 2003 Draft Pick (Michael Vanelli).
- 6/21/03 Obtained #1 2003 Draft Pick (Zach Parise) from Edmonton for St. Louis' #1 (Marc-Antoine Pouliot), #2 (Jean-Francois Jacques) 2003 Draft Picks. Obtained #3 2003 Draft Pick (Ivan Khomutov) from St. Louis for Mike Danton, #3 2003 Draft Pick (Konstantin Zakharov).
- 7/24/03 Signed Sean Brown from Boston as a free agent.
- 7/25/03 Signed Erik Rasmussen from Los Angeles as a free agent.
- 7/30/03 Signed Ryan Murphy from Carolina as a free agent.
- 9/10/03 Signed Igor Larionov from Detroit as a free agent.
- 2004**
- 3/01/04 Obtained Viktor Kozlov from Florida for Christian Berglund, Victor Uchevatov.
- 3/05/04 Obtained Jan Hrdina from Phoenix for Mike Rupp, #2 2004 Draft Pick (later traded to Edmonton-Geoff Paukovich).
- 6/26/04 Obtained #1 2004 Draft Pick (Travis Zajac) from Dallas for #1 (later traded to San Jose-Lukas Kaspar), #3 (later traded to Washington-Clayton Barthele) 2004 Draft Picks.
- 7/03/04 Signed Darren Langdon from Montreal as a free agent.
- 7/06/04 Signed Ray Schultz from Nashville as a free agent.
- 7/12/04 Signed Richard Matvichuk from Dallas as a free agent.
- 7/15/04 Signed Krzysztof Oliwa from Calgary as a free agent.
- 7/22/04 Signed Bobby Allen from Edmonton, Pascal Rheaume from St. Louis as free agents.
- 7/27/04 Signed Steven Spencer as a free agent.
- 2005**
- 8/04/05 Signed Vladimir Malakhov from Philadelphia, Dan McGillis from Boston as free agents.
- 8/06/05 Signed Bryan Miller as a free agent.
- 8/12/05 Signed David Clarkson, Frank Doyle as free agents.
- 8/16/05 Signed Alexander Mogilny from Toronto as a free agent. Signed Chris Minard as a free agent.
- 9/26/05 Obtained #3 2006 Draft Pick (Kirill Tulupov) from Washington for Jeff Friesen.
- 11/25/05 Obtained Brad Ference from Phoenix for Pascal Rheaume, Ray Schultz, Steven Spencer.
- 2006**
- 3/08/06 Obtained Ken Klee from Toronto for Aleksander Suglobov.
- 3/09/06 Obtained Brad Lukowich from NY Islanders for #3 2006 Draft Pick (later traded to Phoenix-Jonas Ahnelov). Obtained #4 2006 Draft Pick (Tyler Miller) from Vancouver for Sean Brown. Obtained Jason Wiemer from Calgary for #4 2006 Draft Pick (Hugo Carpentier).
- 4/04/06 Signed Andy Greene as a free agent.
- 4/12/06 Signed Stephen Gionta as a free agent.
- 6/24/06 Obtained Carolina's #1 (Matthew Corrente), Vancouver's #3 (Vladimir Zharkov) 2006 Draft Picks from St. Louis for #1 2006 Draft Pick (Patrik Berglund).
- 7/10/06 Signed Mike Rupp from Columbus as a free agent.
- 7/13/06 Signed Jordan Parise as a free agent.
- 7/17/06 Signed Tomas Harant, Mike Mottau, Johnny Oduya, Rod Pelley as free agents.
- 8/02/06 Signed Olli Malmivaara as a free agent.
- 8/10/06 Signed Justin Papineau from NY Islanders as a free agent.
- 10/01/06 Obtained Jim Fahey, Alexander Korolyuk from San Jose for Vladimir Malakhov, #1 2007 Draft Pick (later traded to St. Louis-David Perron).
- 10/04/06 Signed Dan LaCouture from Boston as a free agent.
- 10/19/06 Signed Scott Lachance as a free agent.
- 11/02/06 Signed Jim Dowd from Colorado as a free agent.
- 2007**
- 2/27/07 Obtained #3 2007 Draft Pick (Nick Palmieri) from Calgary for David Hale, #5 2007 Draft Pick (later traded to Buffalo-Jean-Simon Allard).
- 3/01/07 Obtained #7 2008 Draft Pick (Jean-Sebastien Berube) from Minnesota for Aaron Voros.
- 6/13/07 Signed Jari Viuhkola as a free agent.
- 7/03/07 Signed Dainius Zubrus from Buffalo, Karel Rachunek from NY Rangers as free agents.
- 7/05/07 Signed Kevin Weekes from NY Rangers as a free agent.
- 7/10/07 Signed Vitaly Vishnevski from Nashville as a free agent.
- 7/16/07 Signed Noah Clarke from Los Angeles, Ian Moran from Anaheim, Jean-Luc Grand-Pierre as free agents.
- 8/07/07 Signed Arron Asham from NY Islanders as a free agent.
- 10/02/07 Obtained Sheldon Brookbank from Columbus on waivers.
- 12/19/07 Signed Brad Snetsinger as a free agent.
- 2008**
- 2/26/08 Obtained Bryce Salvador from St. Louis for Cam Janssen.
- 4/28/08 Signed Michael Swift as a free agent.
- 5/30/08 Signed Anssi Salmela as a free agent.

- 6/20/08 Obtained #1 (later traded to Minnesota-Tyler Cuma), #2 (Patrice Cormier) 2008 Draft Picks from Washington for #1 2008 Draft Pick (Anton Gustafsson). Obtained #1 2008 (Mattias Tedenby), #3 2009 (Alexander Urbom) Draft Picks from Minnesota for Washington's #1 2008 Draft Pick (Tyler Cuma).
- 7/01/08 Signed Bobby Holik from Atlanta, Brian Rolston from Tampa Bay as free agents.
- 7/17/08 Signed Jay Leach from Tampa Bay, Jon DiSalvatore from Phoenix, Chad Wiseman as free agents.
- 7/21/08 Signed Fedor Fedorov as a free agent.
- 7/23/08 Signed Matthew Spiller from NY Islanders as a free agent.
- 9/12/08 Obtained Kevin Cormier from Phoenix for Sean Zimmerman.
- 2009**
- 1/15/09 Signed Brendan Shanahan from NY Rangers as a free agent.
- 2/03/09 Obtained rights to David McIntyre from Anaheim for Sheldon Brookbank.
- 3/02/09 Obtained Niclas Havelid, Myles Stoesz from Atlanta for Anssi Salmela.
- 6/26/09 Obtained #1 2009 Draft Pick (Jacob Josefson) from Calgary for #1 (Tim Erixon), #3 (later traded to Los Angeles-Nicolas Deslauriers) 2009 Draft Picks.
- 6/30/09 Obtained Ben Walter, future considerations from NY Islanders for rights to Tony Romano.
- 7/09/09 Obtained Tim Sestito from Edmonton for conditional 2010 Draft Pick.
- 7/10/09 Signed Yann Danis from NY Islanders as a free agent.
- 7/17/09 Signed Cory Murphy from Tampa Bay as a free agent.
- 7/31/09 Signed Rob Davison from Vancouver as a free agent.
- 9/25/09 Signed Rob Niedermayer from Anaheim, Andrew Peters from Buffalo as free agents.
- 11/06/09 Signed Dean McAmmond as a free agent. Jay Leach (Montreal) claimed from New Jersey via waivers.
- 2010**
- 2/04/10 Obtained Ilya Kovalchuk, Anssi Salmela, #2 2010 Draft Pick (Jonathon Merrill) from Atlanta for Niclas Bergfors, Johnny Oduya, Patrice Cormier, #1 (later traded to Chicago-Kevin Hayes), #2 (later traded to Chicago-Justin Holl) 2010 Draft Picks.
- 2/10/10 Signed Mike McKenna as a free agent.
- 2/25/10 Signed Matt Taormina as a free agent.
- 3/03/10 Obtained Martin Skoula from Toronto for #5 2010 Draft Pick (Sam Carrick).
- 5/19/10 Signed Dan Kelly as a free agent.
- 6/19/10 Obtained Jason Arnott from Nashville for Matt Halischuk, #2 2011 Draft Pick (Magnus Hellberg).
- 7/01/10 Signed Johan Hedberg from Atlanta, Henrik Tallinder from Buffalo, Anton Volchenkov from Ottawa as free agents. Bought out the contracts of Jay Pandolfo and Andrew Peters.
- 7/28/10 Signed Chad Wiseman as a free agent.
- 8/26/10 Signed Stephen Gionta as a free agent.
- 10/12/10 Signed Adam Mair from Buffalo as a free agent.
- 2011**
- 1/07/11 Obtained #3 2011 Draft Pick (Blake Coleman) from Dallas for Jamie Langenbrunner.
- 2/09/11 Obtained Jay Leach, Steven Zalewski from San Jose for Patrick Davis, Michael Swift.
- 2/28/11 Obtained David Steckel, #2 2012 Draft Pick (later traded to Minnesota-Raphael Bussieres) from Washington for Jason Arnott.
- 3/19/11 Signed Joe Sova as a free agent.
- 4/06/11 Signed Mike Sislo as a free agent.
- 4/18/11 Signed Keith Kinkaid as a free agent.
- 6/16/11 Obtained Maxim Noreau from Minnesota for David McIntyre.
- 7/01/11 Signed Matt Anderson as a free agent.
- 7/14/11 Signed Cam Janssen from St. Louis as a free agent. Obtained #5 2012 Draft Pick (Graham Black) from Calgary for Pierre-Luc Letourneau-Leblond.
- 7/15/11 Signed Eric Boulton from Atlanta as a free agent.
- 7/28/11 Obtained Trent Hunter from NY Islanders for Brian Rolston. Signed Stephane Veilleux as a free agent.
- 8/03/11 Bought out the contracts of Trent Hunter and Colin White.
- 8/12/11 Signed Peter Harrold from Los Angeles as a free agent.
- 10/04/11 Obtained #4 2012 Draft Pick (Ben Thomson) from Toronto for David Steckel.
- 10/05/11 Signed Petr Sykora as a free agent.
- 10/26/11 Obtained Ryan Carter from Florida on waivers.
- 12/12/11 Obtained Kurtis Foster, Timo Pielmeier from Anaheim for Mark Fraser, Rod Pelley, #7 2012 Draft Pick (Jaycob Megna).
- 2012**
- 1/20/12 Obtained Alexei Ponikarovsky from Carolina for Joe Sova, #4 2012 Draft Pick (Jaccob Slavin).
- 1/30/12 Signed Steve Bernier as a free agent.
- 2/24/12 Obtained Marek Zidlicky from Minnesota for Kurtis Foster, Nick Palmieri, Stephane Veilleux, Washington's #2 2012 Draft Pick (Raphael Bussieres), #3 2013 Draft Pick (later traded to NY Islanders-Eamon McAdam).
- 6/15/12 Signed Harri Pesonen as a free agent.
- 7/02/12 Bought out the contract of Eric Boulton.
- 7/10/12 Signed Krys Barch from Florida as a free agent.
- 8/09/12 Signed Bobby Butler from Ottawa as a free agent.
- 2013**
- 2/06/13 Obtained Andrei Loktionov from Los Angeles for #5 2013 Draft Pick (later traded to Buffalo-Gustav Possler).
- 2/13/13 Obtained Alexei Ponikarovsky from Winnipeg for #7 2013 Draft Pick (Brenden Kichton), #4 2014 Draft Pick (Nelson Nogueira).
- 3/04/13 Bobby Butler (Nashville) claimed from New Jersey via waivers.
- 3/06/13 Obtained Tom Kostopoulos from Pittsburgh on waivers.
- 3/22/13 Obtained Matt D'Agostini, conditional #7 2015 Draft Pick (later traded to Florida-Ryan Bednard) from St. Louis for #5 2015 Draft Pick (Niko Mikkola).
- 4/03/13 Obtained Steve Sullivan from Phoenix for #7 2014 Draft Pick (Jared Fiegl).
- 5/01/13 Signed Joe Whitney as a free agent.
- 6/30/13 Obtained Cory Schneider from Vancouver for #1 2013 Draft Pick (Bo Horvat). Obtained #2 (Steven Santini), #3 (Ryan Kujawinski) 2013 Draft Picks from Phoenix for #2 2013 Draft Pick (Laurent Dauphin). Obtained #7 2013 Draft Pick (Anthony Brodeur) from Los Angeles for #7 2015 Draft Pick (Chaz Reddekopp).
- 7/05/13 Signed Ryane Clowe from NY Rangers, Rostislav Olesz from Chicago and Michael Ryder from Montreal as free agents. Bought out the contract of Johan Hedberg.



- 7/06/13 Signed Darcy Zajac as a free agent.  
7/07/13 Obtained Riley Boychuk from Buffalo for Henrik Tallinder.  
7/08/13 Signed Rod Pelley as a free agent.  
7/12/13 Signed Raman Hrabarenka as a free agent.  
7/23/13 Signed Jaromir Jagr from Boston as a free agent.  
9/28/13 Obtained Scott Timmins, #6 2014 Draft Pick (J.D. Dudek) from Florida for Krys Barch, St. Louis' #7 2015 Draft Pick (Ryan Bednard).  
10/03/13 Alexander Urbom (Washington) claimed from New Jersey via waivers.  
**2014**  
1/08/14 Obtained Alexander Urbom from Washington on waivers.  
3/05/14 Obtained Tuomo Ruutu from Carolina for Andrei Loktionov, conditional #3 2017 Draft Pick.  
7/01/14 Signed Mike Cammalleri from Calgary, Scott Clemmensen from Florida and Martin Havlat from San Jose as free agents. Bought out the contract of Anton Volchenkov.  
10/07/14 Signed Jordin Tootoo from Detroit as a free agent.  
12/01/14 Signed Scott Gomez as a free agent.  
12/18/14 Signed Mark Fraser from Edmonton as a free agent.  
**2015**  
1/14/15 Signed Joseph Blandisi as a free agent.  
2/26/15 Obtained #2 2015 Draft Pick (later traded to NY Rangers-Ryan Gropp), option of Florida's #3 or Minnesota's #3 2016 Draft Pick from Florida for Jaromir Jagr.  
3/02/15 Obtained conditional #3 2016 Draft Pick from Detroit for Marek Zidlicky.  
5/29/15 Signed Sergey Kalinin as a free agent.  
6/15/15 Signed Vojtech Mozik as a free agent.  
6/27/15 Obtained Kyle Palmieri from Anaheim for Florida's #2 2015 Draft Pick (later traded to NY Rangers-Ryan Gropp), option of Florida's #3 or Minnesota's #3 2016 Draft Pick. Obtained Dallas' #2 2015 Draft Pick (Mackenzie Blackwood), #4 2016 Draft Pick from Ottawa for #2 2015 Draft Pick (Gabriel Gagne).  
7/01/15 Signed John Moore from Arizona, Jim O'Brien and Paul Thompson as free agents.  
7/02/15 Signed Yann Danis and Marc-Andre Gragnani as free agents.  
7/30/15 Bought out the contract of Dainius Zubrus.  
9/08/15 Signed Pierre-Luc Letourneau-Leblond from Pittsburgh as a free agent.  
9/10/15 Signed David Schlemko from Calgary as a free agent.  
9/16/15 Signed Jiri Tlusty from Winnipeg as a free agent.  
10/3/15 Signed Lee Stempniak from Winnipeg as a free agent.  
10/6/15 Obtained Brian O'Neill from Los Angeles for conditional #7 2017 Draft Pick.  
10/26/15 Obtained Bobby Farnham from Pittsburgh on waivers.  
**2016**  
2/29/16 Obtained David Warsofsky from Pittsburgh on waivers. Obtained Boston's #2 2017 Draft Pick and #4 2016 Draft Pick for Lee Stempniak. Obtained Devante Smith-Pelly from Montreal for Stefan Matteau. Obtained Colorado's #3 2017 Draft Pick for Eric Gelinas.  
5/27/16 Signed Yohann Auvin as a free agent.  
6/13/16 Obtained Marc Savard from Florida for Graham Black and Paul Thompson.  
6/24/16 Obtained Ottawa's #1 2016 Draft Pick (Michael McLeod) and #3 (Brandon Gignac) 2016 Draft Pick for New Jersey's #1 2016 Draft Pick (Logan Brown).  
6/25/16 Obtained Beau Bennett from Pittsburgh for New Jersey's #3 2016 Draft Pick (Connor Hall).  
6/29/16 Obtained Taylor Hall from Edmonton for Adam Larsson.  
7/1/16 Signed Ben Lovejoy from Pittsburgh, Vernon Fiddler from Dallas, Andrew MacWilliam from Winnipeg and Karl Stollery from Colorado as free agents.  
**2017**  
1/25/17 Obtained Stefan Noesen from Anaheim on waivers.  
2/18/17 Obtained Viktor Loov from Toronto for Sergey Kalinin.  
2/27/17 Signed Kevin Rooney as a free agent.  
3/01/17 Obtained Dalton Prout from Columbus for Kyle Quincey.  
3/01/17 Obtained Shane Harper from Florida for Reece Scarlett.  
3/28/17 Signed Michael Kapla as a free agent.  
4/20/17 Signed Yarsolav Dyblenko as a free agent.  
6/17/17 Obtained Mirco Mueller, and #143 2017 Draft Pick from San Jose for New Jersey's #49 and #123 2017 Draft Pick.  
7/01/17 Signed Brian Boyle from Toronto as a free agent.  
7/01/17 Signed Brian Gibbons as a free agent.  
7/01/17 Signed Bracken Kearns from NY Islanders as a free agent.  
7/01/17 Signed Brian Strait from Winnipeg as a free agent.  
7/02/17 Obtained Marcus Johansson from Washington for New Jersey's second round pick (acquired from Florida) in 2018 Draft, and third round pick (acquired from Toronto) in 2018 Draft.  
7/25/17 Signed Drew Stafford from Winnipeg as a free agent.  
8/27/17 Signed Will Butcher as a free agent.  
10/01/17 Signed Jimmy Hayes from Boston as a free agent.  
10/28/17 Obtained fifth round pick in 2018 Draft from Arizona for Scott Wedgewood.  
11/30/17 Obtained Sami Vatanen and a conditional third round pick in the 2018 Draft from Anaheim for Adam Henrique and Joseph Blandisi.  
12/14/17 Obtained Michael Latta from Arizona for Ryan Kujawinski.  
12/30/17 Obtained Eddie Lack from Calgary for Dalton Prout.  
**2018**  
2/08/18 Obtained Christoph Bertschy and Mario Lucia from Minnesota for Viktor Loov.  
2/22/18 Obtained Michael Grabner from NY Rangers for Yegor Rykov and New Jersey's second round pick in 2018 Draft.  
2/26/18 Obtained Patrick Maroon from Edmonton for J.D. Dudek and a third round pick in 2019 Draft.  
3/24/18 Signed Cam Johnson as a free agent.  
7/1/18 Signed Kurtis Gabriel from Minnesota, Eric Gryba from Edmonton and John Ramage from Nashville as free agents.  
7/25/18 Signed Eric Tangradi from Detroit as a free agent.

## 2021-22

- Oct. 10:** Jesper Boqvist & Akira Schmid assigned to Utica (AHL)  
**Oct. 11:** Assigned Alexander Holtz to Utica (AHL).  
**Oct. 19:** Placed Mackenzie Blackwood on I.R. retroactive to Oct. 11  
 Activated Damon Severson off I.R.  
**Oct. 22:** Activated Ty Smith off I.R.  
**Oct. 28:** Nico Daws assigned to Utica (AHL)  
**Nov. 2:** Mackenzie Blackwood activated off I.R.  
**Nov. 4:** Recalled Alexander Holtz from Utica (AHL)  
**Nov. 6:** Placed Christian Jaros on I.R.  
 Recalled Colton White from Utica (AHL)  
**Nov. 8:** Marian Studenic & Freddy Gauthier assigned to Utica (AHL)  
**Nov. 9:** Jesper Boqvist & Tyce Thompson recalled from Utica (AHL)  
**Nov. 17:** Tyce Thompson placed on I.R. (Upper-body)  
 Fabian Zetterlund recalled from Utica (AHL)  
**Nov. 23:** Alexander Holtz assigned to Utica (AHL)  
 Chase De Leo recalled from Utica (AHL)  
**Nov. 24:** Jesper Boqvist placed on I.R. (Upper-Body)  
 Nate Bastian claimed off waivers  
**Nov. 27:** Fabian Zetterlund reassigned to Utica (AHL)  
**Nov. 30:** Jack Hughes activated off I.R.  
 Chase De Leo reassigned to Utica (AHL)  
**Dec. 3:** Jesper Boqvist activated off I.R.  
**Dec. 4:** Colton White assigned to Utica (AHL)  
**Dec. 5:** Christian Jaros activated off I.R.  
**Dec. 10:** Jonathan Bernier placed on I.R.  
 Akira Schmid recalled from Utica (AHL)  
**Dec. 11:** Nico Hischier & Ryan Graves placed into COVID protocol  
**Dec. 13:** Kevin Bahl & Marian Studenic recalled from Utica (AHL)  
 Christina Jaros placed into COVID protocol  
**Dec. 15:** Acquired goaltender Jon Gillies (trade) from St. Louis in exchange for future considerations  
**Dec. 16:** Jesper Boqvist placed in COVID protocol  
**Dec. 18:** P.K. Subban placed in COVID protocol  
**Dec. 21:** Recalled Chase De Leo from Utica (AHL)  
**Dec. 26:** Tomas Tatar & Jon Gillies placed in COVID Protocol  
 Nico Hischier, Ryan Graves, Jesper Boqvist, P.K. Subban & Christian Jaros removed from COVID protocol  
 Chase De Leo reassigned to Utica (AHL)  
**Dec. 28:** Marian Studenic placed on Taxi Squad  
**Dec. 29:** Jesper Boqvist & Kevin Bahl placed on Taxi Squad  
**Dec. 29:** Jesper Boqvist & Marian Studenic recalled from Taxi Squad  
 Jimmy Vesey placed into COVID protocol  
**Dec. 31:** HC Lindy Ruff placed in COVID Protocol  
**Jan. 1:** Alexander Holtz & Nolan Foote placed on Taxi Squad  
 Jon Gillies removed from COVID Protocols  
**Jan. 4:** Dougie Hamilton placed on I.R. retroactive to Jan. 2  
 Yegor Sharangovich & Pavel Zacha were placed in COVID Protocol  
 Tomas Tatar removed from COVID Protocol  
 Alexander Holtz recalled from Taxi Squad  
**Jan. 5:** Jimmy Vesey removed from COVID protocol  
**Jan. 6:** Andreas Johnsson placed in COVID protocol  
 Alexander Holtz placed on Taxi Squad  
**Jan. 7:** Alexander Holtz & Kevin Bahl reassigned to Utica (AHL) from Taxi Squad  
 A.J. Greer & Colton White placed on Taxi Squad from Utica (AHL)  
 Dougie Hamilton & Mason Geertsen placed on COVID protocol  
 Marian Studenic placed on Taxi Squad  
**Jan. 8:** Nate Bastian & Jesper Bratt placed in COVID protocol  
 A.J. Greer, Nolan Foote, Marian Studenic & Colton White recalled from Taxi Squad  
**Jan. 9:** Nolan Foote & Colton White assigned to Taxi Squad  
 Janne Kuokkanen & Damon Severson placed in COVID protocol  
**Jan. 11:** Pavel Zacha, Yegor Sharangovich & Andreas Johnsson removed from COVID protocol  
 Akira Schmid placed in COVID protocol  
**Jan. 12:** Mackenzie Blackwood placed in COVID protocol  
**Jan. 13:** Kyle Shapiro signed ATO (Emergency Backup)  
**Jan. 14:** Nolan Foote reassigned to Utica (AHL) from Taxi Squad  
 Jesper Bratt & Damon Severson removed from COVID protocol  
**Jan. 15:** Akira Schmid removed from COVID protocol & reassigned to Utica (AHL)  
**Jan. 17:** Janne Kuokkanen, Mason Geertsen & Mackenzie Blackwood removed from COVID protocol  
**Jan. 19:** Colton White placed on waivers – intent for Taxi Squad (AHL)  
**Jan. 20:** Colton White cleared waivers  
**Jan. 22:** Ty Smith placed on Injured Reserve (upper-body Inj.)  
 Colton White recalled from Taxi Squad  
**Jan. 24:** A.J. Greer activated off I.R. & reassigned to Utica (AHL)  
**Jan. 25:** Mackenzie Blackwood placed on I.R.  
 Akira Schmid recalled from Utica (AHL)  
**Jan. 27:** Ty Smith activated off I.R.  
 Michael McLeod placed on I.R. (Upper-body Inj.)  
**Feb. 2:** Colton White reassigned to Utica (AHL)  
**Feb. 4:** Nico Daws recalled from Utica (AHL)  
 Akira Schmid reassigned to Utica (AHL)

|                 |   |
|-----------------|---|
| <b>Feb. 6:</b>  | Recalled Colton White from Utica (AHL)<br>Jack Hughes placed in COVID protocol<br>Michael McLeod removed from I.R. (upper-body inj.)  |
| <b>Feb. 12:</b> | Jack Hughes removed from COVID protocol   |
| <b>Feb. 13:</b> | Janne Kuokkanen placed on I.R. (wrist)  |
| <b>Feb. 17:</b> | Nico Daws reassigned to Utica (AHL)<br>Akira Schmid recalled from Utica (AHL)   |
| <b>Feb. 19:</b> | Nico Daws recalled from Utica (AHL)<br>Akira Schmid reassigned to Utica (AHL)   |
| <b>Feb. 23:</b> | Dougie Hamilton removed from I.R.   |
| <b>Feb. 24:</b> | Marian Studenic claimed off waivers by Dallas   |
| <b>Mar. 21:</b> | Andrew Hammond acquired from MTL in exchange via trade for Nate Schnarr   |
| <b>Mar. 23:</b> | Kevin Bahl & A.J. Greer recalled from Utica (AHL)<br>Christian Jaros placed on unconditional waivers – termination of contract  |
| <b>Mar. 27:</b> | Miles Wood activated off I.R.   |
| <b>Mar. 28:</b> | Kevin Bahl & A. J. Greer reassigned to Utica (AHL)  |
| <b>Mar. 31:</b> | Tyce Thompson & Janne Kuokkanen activated off I.R.<br>Tyce Thompson assigned to Utica (AHL)   |
| <b>Apr. 6:</b>  | A.J. Greer & Fabian Zetterlund recalled from Utica (AHL)  |
| <b>Apr. 8:</b>  | Kevin Bahl recalled from Utica (AHL)  |
| <b>Apr. 20:</b> | A.J. Greer reassigned to Utica (AHL)<br>Nico Daws reassigned to Utica (AHL)<br>Recalled Nikita Okhotiuk from Utica (AHL)  |
| <b>Apr. 22:</b> | Nolan Foote recalled from Utica (AHL)   |
| <b>Apr. 25:</b> | Mackenzie Blackwood removed from I.R.   |
| <b>Apr. 26:</b> | Reilly Walsh recalled from Utica (AHL)  |
| <b>Apr. 27:</b> | Alexander Holtz recalled from Utica (AHL)   |
| <b>Apr. 30:</b> | Reilly Walsh, Nikita Okhotyuk, Kevin Bahl, Fabian Zetterlund & Nolan Foote reassigned to Utica (AHL)  |
| <b>2022-23</b>  |   |
| <b>10/6</b>     | Graeme Clarke Assigned to Utica (AHL)<br>Nolan Foote Assigned to Utica (AHL)<br>Brian Halonen Assigned to Utica (AHL)<br>Aarne Talvitie Assigned to Utica (AHL)<br>Nikita Okhotiuk Assigned to Utica (AHL)<br>Reilly Walsh Assigned to Utica (AHL)<br>Nico Daws Assigned to Utica (AHL)<br>Akira Schmid Assigned to Utica (AHL) |
| <b>10/10</b>    | Mason Geertsen Assigned to Utica<br>Kevin Bahl Assigned to Utica<br>Nico Hischier Placed on I.R.<br>Tyce Thompson Placed on I.R.<br>Jonathan Bernier Placed on L.T.I.R.   |
| <b>10/12</b>    | Simon Nemeec Assigned to Utica (AHL)<br>Kevin Bahl Recalled from Utica (AHL)  |
| <b>10/15</b>    | Andreas Johnsson Assigned to Utica<br>Nico Hischier Activated off I.R.  |
| <b>10/17</b>    | Tyce Thompson Activated off I.R./Assigned to Utica (AHL)  |
| <b>10/30</b>    | Ondrej Palat Placed on I.R. retro-active, Oct. 24<br>Andreas Johnsson Recalled from Utica (AHL)   |
| <b>11/5</b>     | Andreas Johnsson Reassigned to Utica<br>Akira Schmid Recalled from Utica  |
| <b>11/12</b>    | Nico Daws Recalled from Utica<br>Mackenzie Blackwood Placed on I.R. retro to Nov. 3   |
| <b>11/13</b>    | Nico Daws Reassigned to Utica   |
| <b>11/22</b>    | Kevin Bahl Reassigned to Utica<br>Alexander Holtz Reassigned to Utica   |
| <b>11/23</b>    | Tyler Wotherspoon Recalled from Utica   |
| <b>11/27</b>    | Tyler Wotherspoon Reassigned to Utica   |
| <b>11/28</b>    | Kevin Bahl Recalled from Utica<br>Nico Daws Recalled from Utica<br>Alexander Holtz Recalled Utica   |
| <b>12/1</b>     | Nico Daws Reassigned to Utica   |
| <b>12/2</b>     | Andreas Johnsson Recalled from Utica  |
| <b>12/13</b>    | Mackenzie Blackwood Assigned to Utica (conditioning loan)   |
| <b>12/19</b>    | Akira Schmid Reassigned to Utica<br>Mackenzie Blackwood Recalled from conditioning loan, Utica  |
| <b>12/22</b>    | Nate Bastian Placed I.R. retro to Nov. 26<br>Nikita Okhotiuk Recalled from Utica  |
| <b>12/28</b>    | Tyce Thompson Recalled from Utica   |
| <b>12/28</b>    | Ryan Graves Recalled from Utica<br>John Marino Placed on I.R. retro to Dec. 21<br>Placed on I.R. retro to Dec. 20   |
| <b>1/1/23</b>   | Ryan Graves Activated from I.R.   |
| <b>1/1/23</b>   | Tyler Wotherspoon Reassigned to Utica   |
| <b>1/5/23</b>   | Tyce Thompson Reassigned to Utica   |
| <b>1/5/23</b>   | Akira Schmid Recalled from Utica  |
| <b>1/5/23</b>   | Ondrej Palat Activated off I.R.   |

|                |                           |  |
|----------------|---------------------------|--|
| 1/6/23         | Akira Schmid              | Reassigned to Utica  |
| 1/10/23        | Nolan Foote               | Recalled from Utica  |
| 1/19/23        | Nolan Foote               | Reassigned to Utica  |
| 1/19/23        | Nate Bastian              | Activated off I.R.   |
| 1/28/23        | Nikita Okhotiuk           | Reassigned to Utica  |
| 2/6/23         | John Marino               | Activated off I.R.   |
| 2/17/23        | Alex Holtz                | Reassigned to Utica  |
| 2/21/23        | Akira Schmid              | Recalled from Utica  |
| 2/26/23        |                           | Timo Meier, Timur Ibragimov, Scott Harrington, Santeri Hatakka, Zachary Emond & a fifth-round pick<br>Acquired via trade from SJS  |
| 2/26/23        |                           | Shakir Mukhamadullin, Nikita Okhotiuk, Andreas Johnsson, Fabian Zetterlund, a conditional 2nd-round selection in the 2024 NHL Draft & a 7th-round selection in 2024<br>Traded to SJS |
| 2/27/23        | Mackenzie Blackwood       | Placed on I.R.   |
| 2/28/23        | Graeme Clarke             | Recalled from Utica  |
| 3/3/23         | Kevin Bahl & Akira Schmid | Loaned to & recalled from Utica  |
| 3/3/23         | Graeme Clarke             | Reassigned to Utica  |
| 3/17/23        | Nolan Foote               | Recalled from Utica  |
| 3/26/23        | Akira Schmid              | Reassigned to Utica  |
| 3/31/23        | Nolan Foote               | Reassigned to Utica  |
| 4/8/23         | Luke Hughes               | Signed ELC, 3 years  |
| 4/13/23        | Akira Schmid              | Recalled from Utica  |
| <b>2023-24</b> |                           |  |
| 9/26           | Cam Squires               | Assigned to QMJHL, Cape Breton   |
|                | Cole Brown                | Assigned to OHL, Brantford   |
| 9/29           | Filip Engaras             | Assigned to Utica (AHL)  |
|                | T.J. Friedmann            | Assigned to Utica (AHL)  |
|                | Joe Gambardella           | Assigned to Utica (AHL)  |
|                | Timur Ibragimov           | Assigned to Utica (AHL)  |
|                | Xavier Parent             | Assigned to Utica (AHL)  |
|                | Ryan Schmelzer            | Assigned to Utica (AHL)  |
|                | Colin Felix               | Assigned to Utica (AHL)  |
|                | Will MacKinnon            | Assigned to Utica (AHL)  |
|                | Robbie Russo              | Assigned to Utica (AHL)  |
|                | Topias Vilen              | Assigned to Utica (AHL)  |
|                | Tyler Brennan (G)         | Assigned to Utica (AHL)  |
|                | Josh Filmon               | Assigned to WHL, Swift Current   |
| 10/2           | Michael Vukojevic         | Assigned to Utica (AHL)  |
| 10/3           | Daniil Misyul             | Assigned to Utica (AHL)  |
|                | Graeme Clarke             | Assigned to Utica (AHL)  |
|                | Chase Stillman            | Assigned to Utica (AHL)  |
| 10/5           | Jeremy Brodeur (G)        | Assigned to Utica (AHL)  |
| 10/7           | Santeri Hatakka           | Assigned to Utica (AHL)  |
|                | Isaac Poultier (G)        | Assigned to Utica (AHL)  |
|                | Max Willman               | Signed to 1-year, 2-way contract   |
| 10/9           | Simon Nemeč               | Assigned to Utica  |
|                | Nico Daws (G)             | Placed on I.R. non-roster  |
|                | Keith Kinkaid (G)         | Placed on I.R. non-roster  |
|                | Nolan Foote               | Placed on I.R. non-roster  |
|                | Brian Halonen             | Placed on I.R. non-roster  |
| 10/23          | Tomas Nosek               | Placed on I.R. (Lower-body)  |
|                | Cal Foote                 | Recalled from Utica (AHL)  |
| 10/29          | Colin Miller              | Placed on I.R. (Lower-body)  |
|                | Justin Dowling            | Recalled from Utica (AHL)  |
| 10/30          | Justin Dowling            | Reassigned to Utica (AHL)  |
| 11/4           | Max Willman               | Recalled from Utica (AHL)  |
| 11/14          | Colin Miller              | Activated off I.R. (Lower-body)  |
| 11/14          | Nico Hischier             | Placed on I.R. retro-active to Oct. 27 (Upper-body)  |
| 11/25          | Nico Hischier             | Activated off I.R. (Upper-body)  |
|                | Tomas Nosek               | Placed on I.R. (Upper-body)  |
| 11/25          | Samuel Laberge            | Signed 1-year, 2-way NHL contract  |
| 11/26          | Arnaud Durandeaue         | Acquired from NYI via trade in exchange for T. Thompson  |
| 11/29          | Samuel Laberge            | Recalled from Utica (AHL)  |
| 12/2           | Samuel Laberge            | Reassigned to Utica (AHL)  |
| 12/8           | Nico Daws                 | Activated off I.R. (lower-body, non-active list)   |
|                |                           | Reassigned to Utica (AHL)  |
| 12/17          | Nico Daws                 | Recalled from Utica (AHL)  |
| 12/20          | Nico Daws                 | Reassigned to Utica (AHL)  |
| 12/27          | Nico Daws                 | Recalled from Utica (AHL)  |
| 12/28          | Akira Schmid              | Assigned to Utica (AHL)  |
| 12/30          | Brian Halonen             | Activated off I.R. & assigned to Utica (AHL)   |
| 1/3            | Graeme Clarke             | Recalled from Utica (AHL)  |
| 1/6            | Timo Meier                | Placed on I.R. (lower-body)  |
|                | Max Willman               | Recalled from Utica (AHL)  |
| 1/7            | Graeme Clarke             | Reassigned to Utica (AHL)  |

|      |   |  |
|------|---|--|
| 1/9  | Jonas Siegenthaler<br>Shane Bowers<br>Cal Foote<br>Jonas Siegenthaler | Placed on I.R. (lower-body; broken foot)<br>Recalled from Utica (AHL)<br>Recalled from Utica (AHL)<br>Placed on I.R. (lower-body, broken foot)   |
| 1/18 | Brendan Smith<br>Santeri Hatakka                                      | Placed on I.R. (lower-body, sprained right knee)<br>Recalled from Utica (AHL)  |
| 1/25 | Justin Dowling<br>Daniil Misyul<br>Nick DeSimone<br>Jack Hughes       | Recalled from Utica (AHL)<br>Recalled from Utica (AHL)<br>Claimed off waivers from Calgary<br>Placed on I.R., retro to Jan. 5  |
| 1/27 | Justin Dowling<br>Daniil Misyul<br>Santeri Hatakka                    | Reassigned to Utica (AHL)<br>Reassigned to Utica (AHL)<br>Reassigned to Utica (AHL)  |
| 2/4  | Santeri Hatakka   | Recalled from Utica (AHL)  |
| 2/6  | Tomas Nosek   | Activated off I.R. (lower-body)  |
| 2/8  | Jack Hughes<br>Akira Schmid   | Activated off I.R. (upper-body)<br>Recalled from Utica (AHL)   |
| 2/13 | Santeri Hatakka<br>Brendan Smith                                      | Reassigned to Utica (AHL)<br>Activated off I.R. (lower-body)   |
| 2/20 | Vitek Vanecek<br>Jonas Siegenthaler                                   | Placed on I.R. (lower-body) retroactive to Feb. 10<br>Activated off I.R. (lower-body)  |
| 2/21 | Akira Schmid<br>Isaac Poulter   | Reassigned to Utica (AHL)<br>Recalled from Utica (AHL)   |
| 2/23 | Nathan Bastian<br>Brian Halonen                                       | Placed on I.R. (Lower-body)<br>Recalled from Utica (AHL)   |
| 2/24 | Isaac Poulter<br>Akira Schmid   | Reassigned to Utica (AHL)<br>Recalled from Utica (AHL)   |
| 2/26 | Nolan Foote   | Assigned to Utica (AHL) for conditioning stint   |
| 2/28 | TRADE   | Received Dallas' 2026 4th-round draft pick in exchange for goaltender Cole Brady's rights (unsigned draft pick) & agreed to retain 50% of all future obligations to defenseman Chris Tanev's contract for the 2023-24 season.  |
| 3/1  | TRADE<br><br>Brian Halonen  | Acquired forward Kurtis MacDermid from Colorado in exchange for a 2024 7th-round draft pick & Zakhar Bardakov.<br>Reassigned to Utica (AHL)  |
| 3/2  | Mikeal Diotte   | Signed to a three-year, entry level contract starting in 2024-25   |
| 3/8  | TRADE   | Acquired a 2025 second-round draft pick & 2024 third-round draft pick from WPG in exchange for Tyler Toffoli<br>Acquired goaltender Jake Allen from MTL in exchange for a conditional 2025 third-round draft pick<br>Acquired goaltender Kaapo Kahkonen from SJS in exchange for netminder Vitek Vanecek and New Jersey's 2025 seventh-round draft pick.<br>Acquired 2026 fourth-round draft pick from WPG in exchange for Colin Miller. |
|      | Akira Schmid  | Reassigned to Utica (AHL)  |
| 3/9  | Akira Schmid  | Recalled from Utica (AHL)  |
| 3/10 | Akira Schmid<br>Nolan Foote   | Reassigned to Utica (AHL)<br>Recalled from conditioning loan in Utica (AHL)  |
| 3/13 | Santeri Hatakka<br>Tyler Wotherspoon<br>Max Willman                   | Recalled from Utica (AHL)<br>Recalled from Utica (AHL)<br>Recalled from Utica (AHL)  |
| 3/18 | Nico Daws<br>Tyler Wotherspoon  | Reassigned to Utica (AHL)<br>Reassigned to Utica (AHL)   |
| 3/19 | Tyler Wotherspoon   | Recalled from Utica (AHL)  |
| 3/24 | Isaac Poulter<br>Tyler Wotherspoon                                    | Recalled from Utica (AHL)<br>Reassigned to Utica (AHL)   |
| 3/25 | Isaac Poulter   | Reassigned to Utica (AHL)  |
| 4/1  | Santeri Hatakka   | Reassigned to Utica (AHL)  |
| 4/5  | Max Willman   | Reassigned to Utica (AHL)  |
| 4/7  | Shane Bowers  | Recalled from Utica (AHL)  |
| 4/10 | Brian Halonen<br>Graeme Clarke<br>Akira Schmid                        | Reassigned to Utica (AHL)<br>Recalled from Utica (AHL)<br>Reassigned to Utica (AHL)  |
| 4/16 | Graeme Clarke<br>Shane Bowers   | Reassigned to Utica (AHL)<br>Reassigned to Utica (AHL)   |

- 1... Keith Kinkaid, Johan Hedberg, Kevin Weekes, Jean-Francois Dampousse, Mike Dunham, Peter Sidorkiewicz, Craig Billington, Sean Burke, Glenn Resch.
- 2... Brendan Smith, Colton White, Eric Gryba, John Moore, Marek Zidlicky, Kurtis Foster, Mark Fraser, Sheldon Brookbank, Vitaly Vishnevski, David Hale, Dan McGillis, Vladimir Malakhov, Sean Brown, Richard Smerhik, Mike Commodore, Ken Sutton, Deron Quirt, Sheldon Souray, Dave Ellett, Cale Hulse, Vacheslav Fetisov, Joe Cirella.
- 3... **Ken Daneyko**, Dave Hutchison.
- 4... **Scott Stevens**, Hayes O'Connor, Sergei Starikov, Eric Weinrich, Jamie Huscroft, Gord Mack, Bob Lormer.
- 5... Connor Carrick, Dalton Poir, Adam Larsson, Colin White, Doug Bodner, Ken Sutton, Ricard Persson, Jaroslav Modry, Myles O'Connor, Eric Weinrich, Tom Kurvers, Timo Blomqvist, Don Dietrich, Alan Hepple, Phil Russell, Carlo Vainai.
- 6... John Marino, Andy Greene, Mark Fraser, Jim Fahey, Tommy Albelin, Dan McGillis, Sean O'Donnell, Mike Commodore, Willie Mitchell, Brad Boudjard, Phil Housley, Craig Wolanin, Rob Palmer, Alan Hepple, Jojo Quenneville.
- 7... Dougie Hamilton, Matt Tennison, Jon Merrill, Mark Fayne, Henrik Tallinder, Paul Martin, Raymond Giroux, Andrei Zyuzin, "Sascha Goc, Willie Mitchell, Vladimir Malakhov, Ken Sutton, Jassimil Kroupa, Chris McAbue, Alexei Kasatonov, Jack O'Callahan, Peter McNab, Alan Hepple, Murray Brumwell, Jeff Larmer, Randy Pierce.
- 8... Will Butcher, Beau Bennett, David Schlemko, Dainius Zubrus, Sheldon Brookbank, Alex Brooks, Ken Klee, Sean Brown, Igor Larionov, Steve Guolla, Mike Jefferson, Vadim Sharifjanov, Sasha Lakoivic, Pascal Rheaume, Mike Peluso, Troy Mallette, David Maley, Murray Brumwell, Dave Pichette, Garry Howatt, Tapio Levo.
- 9... Taylor Hall, Martin Havlat, "Mike Siso, Joe Whitney, Mattias Tedenby, Jacob Josefson, Harni Pesonen, Bobby Butler, Zach Parise, Jim Blore, Craig Davis, Bruno Gardner, Brendan Morrison, Vadim Sharifjanov, Neal Broten, Bernie Nicholls, Tom Chorske, Kirk Muller, Don Lever.
- 10... Alexander Holtz, J.S. Dea, Jimmy Hayes, "Peter Harold, Mike Siso, Nick Palmieri, Steve Zalewski, Rod Pelley, Patrick Davis, Matt Hailschuk, Erik Rasmussen, Oleg Tverdokvskiy, Christian Berglund, Stanislav Gron, Steve Brule, "Denis Pederson, Esa Tikkanen, Corey Millen, Jarrod Skalde, Neil Brady, Al Stewart, Bob Brooke, Aaron Broten, Dave Cameron.
- 11... Chris Terrier, Andreas Johansson, Brian Boyle, P.A. Parenteau, Stephen Gortals, Guillaume Veilleux, Brad Mills Adam May, Dean McAmmond, John Madden, Steve Sullivan, Jocelyn Lemieux, Jim Dowd, Dave Barr, Brendan Shanahan, Rich Chernomaz, Perry Anderson, Gary McAdam, Bobby MacMillan.
- 12... Tyce Thompson, Ben Lovejoy, "Reid Boucher, Tim Sestito, Damien Brunner, "Alexei Ponikarovsky, Matt Anderson, Nick Palmieri, Brian Rolston, Noah Clarke, Nicolas Bergfors, Jim Dowd, Jeff Friesen, Sergei Nemchinov, Bill Guerin, Jason Miller, Jeff Christian, Walt Podzubny, Mark Johnson, Pat Verbeek, Jukka Forvan.
- 13... Nico Hschiher, Michael Cammalleri.
- 14... Nate Bastian, Joe Anderson, Adam Henrique, "Tim Sestito, Stephen Gortals, Craig Davis, Brian Boyle, Pierre Dagenais, Brian Rolston, Ben Harkinson, Jon Morris, Kevin Todd, Paul Ysebaert, Jim Kom, Al Stewart, Doug Brown, Dan Dorion, Pat Conacher, Rich Chernomaz, John Johansson, Kevin Maxwell, Steve Tambellini.
- 15... Shane Bowers, John Hayden, Nick Lappin, "Reid Boucher, Tuomo Ruutu, Steve Sullivan, Tim Sestito, Stefan Matteau, Peter Sykora, Jamie Langenbrunner, Andreas Salomonsson, Steve Kelly, Eric Bertrand, John MacLean, Brent Ashton.
- 16... Kevin Rooney, Steven Santini, "Jacob Josefson, Matt D'Agostini, Harni Pesonen, Alexander Vasyunov, Nick Palmieri, Matt Hailschuk, "Bobby Holik, Dainius Zubrus, Tuomas Pihlman, Jason Wherry, Aleksander Sjugobov, Jan Hrdina, Mike Rupp, Laurie Boschman, Sylvain Turgeon, Pat Verbeek, Rick Meagher, Meriin Malinowski.
- 17... Simon Nemeec, Yegor Sharangovich, Wayne Simmonds, Kenny Agostino, Patrick Maroon, Michael Ryder, Ilya Kovalchuk, Ben Walter, Ilkka Pikkarainen, Mike Rupp, Darren Langdon, Christian Berglund, Peter Sykora, Tom Chorske, Jason Miller, Patrik Sundstrom, Paul Gagne.
- 18... Ondrej Palat, Drew Stafford, "Steve Bernier, Reid Boucher, Tim Sestito, "Vladimir Zharkov, Alexander Vasyunov, Cory Murphy, Rob Davison, "Nicklas Bäckström, Brendan Shanahan, "Serge Brylin, Peter Zedel, Scott Pellierin, David Emma, Jeff Christian, Bill Guerin, "Jamie Huscroft, Kevin Todd, Steve Rooney, Murray Brumwell, Al Stewart, Mel Bridgman, John Wensink.
- 19... Travis Zajac, Jason Ryznar, "Tuomas Pihlman, Barry Tallackson, Krzysztof Oliwa, Raymond Giroux, Jim McKenzie, Denis Pederson, Bob Carpenter, Bernie Nicholls, "Claude Vilgrain, "Neil Brady, Jason Miller, Paul Ysebaert, Claude Loiselle, Rick Preston, Yvon Vautour.
- 20... Michael McLeod, Blake Coleman, Luke Gazdic, Lee Stempniak, Jordan Tootoo, Ryan Carter, Matt Taormina, Jay Pandolfo, Scott Wellerin, Danton Cole, Alexander Semak, Jon Morris, Peter Sundstrom, Anders Carlsson, Tim Higgins, Hector Marini.
- 21... Kyle Palmieri, Scott Gomez, Andrei Loktionov, "Mattias Tedenby, Tim Sestito, Peter Harold, Tyler Eckofoord, Rob Niedermayer, Barry Tallackson, Brad Lukowich, "Pascal Rheaume, Aleksander Sjugobov, Andreas Salomonsson, Randy McKay, Jeff Magill, Jarrod Skalde, Walt Podzubny, Kevin Todd, George McPhee, Steve Richmond, Bob Hoffmeyer, Murray Brumwell.
- 22... Kyle Quincey, Jordan Tootoo, Eric Gelinas, Krys Barch, Eric Boudeur, Alexander Urbom, "Matthew Corrente, Brad Mills, Pierre-Luc Letourneau-Leblond, Petr Vrana, Arron Asham, Rod Pelley, Dan LaCouture, Viktor Kozlov, Craig Darby, Mike Danton, Valeri Kamenskyy, Pierre Dagenais, Bob Corkum, Ed Ward, "Claude Lemieux, Scott Daniels, Peter Zedel, Patrik Elias, "Janne Ojanen, "Paul Ysebaert, Jon Morris, Doug Suliman, Rob Palmer, Grant Mulvey.
- 23... Keriis MacDermid, Stefan Noesen, Bobby Farnham, Michael Cammalleri, Tim Sestito, David Clarkson, Scott Gomez, Dave Andreychuk, Bruce Driver, Mike Antonovich.
- 24... Colin Miller, Ty Smith, Bryce Salvador, Barry Tallackson, Olli Malmivaara, Richard Matvichuk, Turner Stevenson, Willie Mitchell, Lyle Odelein, Steve Sullivan, Patrik Elias, David Emma, Doug Brown, Greg Adams, Aaron Broten.
- 25... Nolan Foote, Mirco Mueller, Devante-Smith Pelly, Stefan Matteau, Seth Helgeson, "Cam Janssen, Rostislav Olesz, Tom Kostopoulis, David Steckel, "Jason Arnett, Andrew Peters, "Pierre-Luc Letourneau-Leblond, Anssi Salmela, Jay Leach, David Hale, Joe Newenbury, Valeri Zelepukin, Troy Crowder, Jim Thomson, Perry Anderson, Dave Lewis, Murray Brumwell, Jeff Lamer.
- 26... **Patrik Elias**, Krzysztof Oliwa, Jason Smith, Peter Stastny, Tommy Albelin, Al Stewart, Chris Cichocki, Andy Brickley, Rocky Trotter, Mike Kitchen.
- 27... Mike Mottau, David Clarkson, Barry Tallackson, **Scott Niedermayer**, Perry Anderson, Dave Marcynishyn, Randy Velischeck, Kirk Muller, Larry Floyd, Dwight Foster.
- 28... Timo Meier, Damon Severson, Anton Volchenkov, Martin Skoula, Vladimir Zharkov, Tyler Eckofoord, Cory Murphy, Nicolas Havelid, Jay Leach, Anssi Salmela, Karel Raskov, Brian Rafalski, Kevin Dean, Brian Sullivan, Claude Vilgrain, Jim Dowd, Myles O'Connor, Lee Norwood, Bob Sauer, Ulf Hiemer, Gary McAdam, Mike Moher.
- 29... Mackenzie Blackwood, Ryane Clowe, Mark Fayne, "Anssi Salmela, Olivier Magnan, Alexander Urbom, Johnny Oduya, Grant Marshall, Joel Bouchard, Josef Boumediene, Krzysztof Oliwa, Shawn Chambers, Martin Brodeur, Peter Stastny, Reijo Ruotsalainen, Janne Ojanen, Corey Foster, Troy Crowder, Chris Cichocki, Jan Ludvig.
- 30... **Martin Brodeur**, Chad Erickson, Roland Melanson, Chris Terrier, Alain Chevrier, Ron Low.
- 31... Gilles Senn, Eddie Lack, Scott Weidewood, Jeff Frazee, "Chris Terrier, Peter Sidorkiewicz, Craig Billington, Shawn Mackenzie.
- 32... Jon Gillies, Dakota Mermis, "Michael Kapla, Mark Fraser, Mike Siso, Eric Gelinas, Matt Taormina, Nick Palmieri, Matthew Corrente, Rob Skirac, Sasha Lakoivic, Steve Thomas, "Pat Conacher, Jon Morris, Kirk McLean, Bruce Driver, Glenn Merkosky.
- 33... Ryan Graves, Fredrik Claesson, Yohann Avutiu, Seth Helgeson, Joe Whitney, Reid Boucher, "Alexander Urbom, Jay Leach, Reid Simpson, Zdeno Ciger, Tim Lenardon, Murray Brumwell, Hannu Kampuru, Lindsay Middlebrook.
- 34... Jake Allen, Steven Santini, Raman Habrakena, Mike Siso, Jon Merrill, Mark Fayne, John Vanbiesbroeck, Bryan Muir, Janne Ojanen, Jim Dowd, Jarrod Skalde, Dan Dorion, Carl Friesen, Kirk McLean, Sam St. Laurent, Gary McAdam.
- 35... Andrew Hammond, Cory Schneider, Keith Kinkaid, Yann Danis, Scott Clemmensen, "Cory Schweb, Richard Shulmistra, Jeff Reese, Chris Terrier, Sam St. Laurent.
- 36... Ben Street, Jeff Nicklappin, Jim O'Brien.
- 37... Justin Dowling, Pavel Zacha.
- 38... Nicholas Merkley, Vernon Fiddler, Steven Santini, Marc-Andre Gragnani.
- 39... Kurtis Gabriel, Brian Gibbons, Seth Helgeson.
- 40... Akira Schmid, Josh Jacobs, Michael Grabner, Blake Coleman, Yann Danis, "Scott Clemmensen, Mike McKenna, Mitch Wilson.
- 41... Vitek Vanecek, Michael McLeod.
- 42... Curtis Lazar, Nathan Bastian, John Quenneville.
- 43... Luke Hughes, Brett Seney, Ben Thomson.
- 44... Miles Wood, Eric Gelinas, Stephane Richer.
- 45... Jonathan Bernier, Sami Vatanen, Paul Thompson.
- 46... Max Willman, Kar Stollery, Mike Siso.
- 47... "John Quenneville, Dalton Prout, David Warsofsky.
- 48... Brian Halonen, Tyler Kennedy.
- 49... Fabian Zetterlund, Joey Anderson.
- 50... Nico Dawes.
- 51... Brandon Gignac, Sergey Kalinin.
- 52... Callan Foote.
- 53... Vojtech Mozik.
- 55... Ken Appleby.
- 56... Eric Haula, Blake Pietila.
- 57... Nick DeSimone.
- 58... Kevin Rooney.
- 59... Janne Kuokkanen.
- 63... Jesper Bratt.
- 64... Joseph Blandisi.
- 68... Colton White, Jaromir Jagr.
- 70... Jesper Boqvist, Louis Domingue.
- 71... Jonas Siegenthaler.
- 73... Tyler Toffel.
- 74... Egor Yakovlev, Blake Speers.
- 76... P.K. Subban.
- 79... Samuel Laberge.
- 82... Santeri Hatakka, Nikita Okhotiuk.
- 86... Jack Hughes.
- 88... Kevin Bahl, Rocky Trotter, Garry Howatt.
- 89... Alexander Mogilny.
- 90... Tomas Tatar, Jesper Boqvist, Marcus Johansson.
- 91... Dawson Mercer.
- 92... Tomas Nosek.
- 93... Doug Gilmour.
- 95... Graeme Clarke.
- 96... Timo Meier.
- 97... Nikita Gusev.

\* Denotes wore number twice. **Bold** denotes retired number. Player must have played in a game, with number, to register.

### 4 • SCOTT STEVENS

Sweater retired February 3, 2006.

| YEAR                 | TEAM   | LEAGUE | REGULAR SEASON |            |            |            |             | PLAYOFFS   |           |           |            |            |
|----------------------|--------|--------|----------------|------------|------------|------------|-------------|------------|-----------|-----------|------------|------------|
|                      |        |        | GP             | G          | A          | PTS        | PIM         | GP         | G         | A         | PTS        | PIM        |
| 1991-92              | DEVILS | NHL    | 68             | 17         | 42         | 59         | 124         | 7          | 2         | 1         | 3          | 29         |
| 1992-93              | DEVILS | NHL    | 81             | 12         | 45         | 57         | 120         | 5          | 2         | 2         | 4          | 10         |
| 1993-94              | DEVILS | NHL    | 83             | 18         | 60         | 78         | 112         | 20         | 2         | 9         | 11         | 42         |
| 1994-95              | DEVILS | NHL    | 48             | 2          | 20         | 22         | 56          | 20         | 1         | 7         | 8          | 24         |
| 1995-96              | DEVILS | NHL    | 82             | 5          | 23         | 28         | 100         | -          | -         | -         | -          | -          |
| 1996-97              | DEVILS | NHL    | 79             | 5          | 19         | 24         | 70          | 10         | 0         | 4         | 4          | 2          |
| 1997-98              | DEVILS | NHL    | 80             | 4          | 22         | 26         | 80          | 6          | 1         | 0         | 1          | 8          |
| 1998-99              | DEVILS | NHL    | 75             | 5          | 22         | 27         | 64          | 7          | 2         | 1         | 3          | 10         |
| 1999-00              | DEVILS | NHL    | 78             | 8          | 21         | 29         | 103         | 23         | 3         | 8         | 11         | 6          |
| 2000-01              | DEVILS | NHL    | 81             | 9          | 22         | 31         | 71          | 25         | 1         | 7         | 8          | 37         |
| 2001-02              | DEVILS | NHL    | 82             | 1          | 16         | 17         | 44          | 6          | 0         | 0         | 0          | 4          |
| 2002-03              | DEVILS | NHL    | 81             | 4          | 16         | 20         | 41          | 24         | 3         | 6         | 9          | 14         |
| 2003-04              | DEVILS | NHL    | 38             | 3          | 9          | 12         | 22          | -          | -         | -         | -          | -          |
| <b>DEVILS TOTALS</b> |        |        | <b>956</b>     | <b>93</b>  | <b>337</b> | <b>430</b> | <b>1007</b> | <b>153</b> | <b>17</b> | <b>45</b> | <b>62</b>  | <b>186</b> |
| <b>NHL TOTALS</b>    |        |        | <b>1635</b>    | <b>196</b> | <b>712</b> | <b>908</b> | <b>2785</b> | <b>233</b> | <b>26</b> | <b>92</b> | <b>118</b> | <b>402</b> |

NHL All-Rookie Team (1983) • NHL First All-Star Team (1988, 1994) • NHL Second All-Star Team (1992, 1997, 2001)  
 Won Alka-Seltzer Plus Award (1994) • Played in NHL All-Star Game (1985, 1989, 1991 to 1994, 1996 to 2001, 2003)  
 Won Conn Smythe Trophy (MVP in Stanley Cup Playoffs) (2000) • Inducted into Hockey Hall of Fame (2007)

Signed as a free agent by St. Louis, July 12, 1990. Acquired by DEVILS from St. Louis as compensation for Brendan Shanahan, September 3, 1991.

### 3 • KEN DANEYKO

Sweater retired March 24, 2006.

| YEAR                 | TEAM   | LEAGUE | REGULAR SEASON |           |            |            |             | PLAYOFFS   |          |           |           |            |
|----------------------|--------|--------|----------------|-----------|------------|------------|-------------|------------|----------|-----------|-----------|------------|
|                      |        |        | GP             | G         | A          | PTS        | PIM         | GP         | G        | A         | PTS       | PIM        |
| 1983-84              | DEVILS | NHL    | 11             | 1         | 4          | 5          | 17          | -          | -        | -         | -         | -          |
| 1984-85              | DEVILS | NHL    | 1              | 0         | 0          | 0          | 10          | -          | -        | -         | -         | -          |
| 1985-86              | DEVILS | NHL    | 44             | 0         | 10         | 10         | 100         | -          | -        | -         | -         | -          |
| 1986-87              | DEVILS | NHL    | 79             | 2         | 12         | 14         | 183         | -          | -        | -         | -         | -          |
| 1987-88              | DEVILS | NHL    | 80             | 5         | 7          | 12         | 239         | 20         | 1        | 6         | 7         | 83         |
| 1988-89              | DEVILS | NHL    | 80             | 5         | 5          | 10         | 283         | -          | -        | -         | -         | -          |
| 1989-90              | DEVILS | NHL    | 74             | 6         | 15         | 21         | 219         | 6          | 2        | 0         | 2         | 21         |
| 1990-91              | DEVILS | NHL    | 80             | 4         | 16         | 20         | 249         | 7          | 0        | 1         | 1         | 10         |
| 1991-92              | DEVILS | NHL    | 80             | 1         | 7          | 8          | 170         | 7          | 0        | 3         | 3         | 16         |
| 1992-93              | DEVILS | NHL    | 84             | 2         | 11         | 13         | 236         | 5          | 0        | 0         | 0         | 8          |
| 1993-94              | DEVILS | NHL    | 78             | 1         | 9          | 10         | 176         | 20         | 0        | 1         | 1         | 45         |
| 1994-95              | DEVILS | NHL    | 25             | 1         | 2          | 3          | 54          | 20         | 1        | 0         | 1         | 22         |
| 1995-96              | DEVILS | NHL    | 80             | 2         | 4          | 6          | 115         | -          | -        | -         | -         | -          |
| 1996-97              | DEVILS | NHL    | 77             | 2         | 7          | 9          | 70          | 10         | 0        | 0         | 0         | 28         |
| 1997-98              | DEVILS | NHL    | 37             | 0         | 1          | 1          | 57          | 6          | 0        | 1         | 1         | 10         |
| 1998-99              | DEVILS | NHL    | 82             | 2         | 9          | 11         | 63          | 7          | 0        | 0         | 0         | 8          |
| 1999-00              | DEVILS | NHL    | 78             | 0         | 6          | 6          | 98          | 23         | 1        | 2         | 3         | 14         |
| 2000-01              | DEVILS | NHL    | 77             | 0         | 4          | 4          | 87          | 25         | 0        | 3         | 3         | 21         |
| 2001-02              | DEVILS | NHL    | 67             | 0         | 6          | 6          | 60          | 6          | 0        | 0         | 0         | 8          |
| 2002-03              | DEVILS | NHL    | 69             | 2         | 7          | 9          | 33          | 13         | 0        | 0         | 0         | 2          |
| <b>DEVILS TOTALS</b> |        |        | <b>1283</b>    | <b>36</b> | <b>142</b> | <b>178</b> | <b>2519</b> | <b>175</b> | <b>5</b> | <b>17</b> | <b>22</b> | <b>296</b> |
| <b>NHL TOTALS</b>    |        |        | <b>1283</b>    | <b>36</b> | <b>142</b> | <b>178</b> | <b>2519</b> | <b>175</b> | <b>5</b> | <b>17</b> | <b>22</b> | <b>296</b> |

Won Bill Masterton Trophy (Perseverance, Sportsmanship and Dedication to Hockey) (2000)



## 27 • SCOTT NIEDERMAYER

Sweater retired December 16, 2011.

| YEAR                 | TEAM   | LEAGUE | REGULAR SEASON |            |            |            |            | PLAYOFFS   |           |           |           |            |
|----------------------|--------|--------|----------------|------------|------------|------------|------------|------------|-----------|-----------|-----------|------------|
|                      |        |        | GP             | G          | A          | PTS        | PIM        | GP         | G         | A         | PTS       | PIM        |
| 1991-92              | DEVILS | NHL    | 4              | 0          | 1          | 1          | 2          | -          | -         | -         | -         | -          |
| 1992-93              | DEVILS | NHL    | 80             | 11         | 29         | 40         | 47         | 5          | 0         | 3         | 3         | 2          |
| 1993-94              | DEVILS | NHL    | 81             | 10         | 36         | 46         | 42         | 20         | 2         | 2         | 4         | 8          |
| 1994-95              | DEVILS | NHL    | 48             | 4          | 15         | 19         | 18         | 20         | 4         | 7         | 11        | 10         |
| 1995-96              | DEVILS | NHL    | 79             | 8          | 25         | 33         | 46         | -          | -         | -         | -         | -          |
| 1996-97              | DEVILS | NHL    | 81             | 5          | 30         | 35         | 64         | 10         | 2         | 4         | 6         | 6          |
| 1997-98              | DEVILS | NHL    | 81             | 14         | 43         | 57         | 27         | 6          | 0         | 2         | 2         | 4          |
| 1998-99              | DEVILS | NHL    | 72             | 11         | 35         | 46         | 26         | 7          | 1         | 3         | 4         | 18         |
| 1999-00              | DEVILS | NHL    | 71             | 7          | 31         | 38         | 48         | 22         | 5         | 2         | 7         | 10         |
| 2000-01              | DEVILS | NHL    | 57             | 6          | 29         | 35         | 22         | 21         | 0         | 6         | 6         | 14         |
| 2001-02              | DEVILS | NHL    | 76             | 11         | 22         | 33         | 30         | 6          | 0         | 2         | 2         | 6          |
| 2002-03              | DEVILS | NHL    | 81             | 11         | 28         | 39         | 62         | 24         | 2         | 16        | 18        | 16         |
| 2003-04              | DEVILS | NHL    | 81             | 14         | 40         | 54         | 44         | 5          | 1         | 0         | 1         | 6          |
| <b>DEVILS TOTALS</b> |        |        | <b>892</b>     | <b>112</b> | <b>364</b> | <b>476</b> | <b>478</b> | <b>146</b> | <b>17</b> | <b>47</b> | <b>64</b> | <b>100</b> |
| <b>NHL TOTALS</b>    |        |        | <b>1263</b>    | <b>172</b> | <b>568</b> | <b>740</b> | <b>784</b> | <b>202</b> | <b>25</b> | <b>73</b> | <b>98</b> | <b>155</b> |

WHL West First All-Star Team (1991, 1992) • CHL Scholastic Player of the Year (1991) • Played in WHL All-Star Game (1991) • WJC-A All-Star Team (1992) • CHL First All-Star Team (1992) • Won Stafford Smythe Memorial Trophy (Memorial Cup Tournament MVP) (1992) • Memorial Cup All-Star Team (1992) • NHL/Upper Deck All-Rookie Team (1993) • NHL Second All-Star Team (1998) • Played in NHL All-Star Game (1998, 2001, 2004, 2008, 2009) • Won James Norris Memorial Trophy (Top NHL Defenseman) (2004) • NHL First All-Star Team (2004, 2006, 2007) • Won Conn Smythe Trophy (MVP in Stanley Cup Playoffs) (2007) • Inducted into Hockey Hall of Fame (2013)

Signed as a free agent by Anaheim, August 4, 2005.

## 30 • MARTIN BRODEUR

Sweater retired February 9, 2016.

| YEAR                 | TEAM   | LEAGUE | REGULAR SEASON |             |            |            |            |            |            | PLAYOFFS    |            |           |           |  |
|----------------------|--------|--------|----------------|-------------|------------|------------|------------|------------|------------|-------------|------------|-----------|-----------|--|
|                      |        |        | GP             | AVG         | W          | L          | O/T        | SO         | GP         | AVG         | W          | L         | SO        |  |
| 1991-92              | DEVILS | NHL    | 4              | 3.35        | 2          | 1          | 0          | 0          | 1          | 5.63        | 0          | 1         | 0         |  |
| 1993-94              | DEVILS | NHL    | 47             | 2.40        | 27         | 11         | 8          | 3          | 17         | 1.95        | 8          | 9         | 1         |  |
| 1994-95              | DEVILS | NHL    | 40             | 2.45        | 19         | 11         | 6          | 3          | 20         | 1.67        | 16         | 4         | 3         |  |
| 1995-96              | DEVILS | NHL    | 77             | 2.34        | 34         | 30         | 12         | 6          | -          | -           | -          | -         | -         |  |
| 1996-97              | DEVILS | NHL    | 67             | 1.88        | 37         | 14         | 13         | 10         | 10         | 1.73        | 5          | 5         | 2         |  |
| 1997-98              | DEVILS | NHL    | 70             | 1.89        | 43         | 17         | 8          | 10         | 6          | 1.97        | 2          | 4         | 0         |  |
| 1998-99              | DEVILS | NHL    | 70             | 2.29        | 39         | 21         | 10         | 4          | 7          | 2.82        | 3          | 4         | 0         |  |
| 1999-00              | DEVILS | NHL    | 72             | 2.24        | 43         | 20         | 8          | 6          | 23         | 1.61        | 16         | 7         | 2         |  |
| 2000-01              | DEVILS | NHL    | 72             | 2.32        | 42         | 17         | 11         | 9          | 25         | 2.07        | 15         | 10        | 4         |  |
| 2001-02              | DEVILS | NHL    | 73             | 2.15        | 38         | 26         | 9          | 4          | 6          | 1.42        | 2          | 4         | 1         |  |
| 2002-03              | DEVILS | NHL    | 73             | 2.02        | 41         | 23         | 9          | 9          | 24         | 1.65        | 16         | 8         | 7         |  |
| 2003-04              | DEVILS | NHL    | 75             | 2.03        | 38         | 26         | 11         | 11         | 5          | 2.62        | 1          | 4         | 0         |  |
| 2005-06              | DEVILS | NHL    | 73             | 2.57        | 43         | 23         | 7          | 5          | 9          | 2.25        | 5          | 4         | 1         |  |
| 2006-07              | DEVILS | NHL    | 78             | 2.18        | 48         | 23         | 7          | 12         | 11         | 2.44        | 5          | 6         | 1         |  |
| 2007-08              | DEVILS | NHL    | 77             | 2.17        | 44         | 27         | 6          | 4          | 5          | 3.19        | 1          | 4         | 0         |  |
| 2008-09              | DEVILS | NHL    | 31             | 2.41        | 19         | 9          | 3          | 5          | 7          | 2.39        | 3          | 4         | 1         |  |
| 2009-10              | DEVILS | NHL    | 77             | 2.24        | 45         | 25         | 6          | 9          | 5          | 3.01        | 1          | 4         | 0         |  |
| 2010-11              | DEVILS | NHL    | 56             | 2.45        | 23         | 26         | 3          | 6          | -          | -           | -          | -         | -         |  |
| 2011-12              | DEVILS | NHL    | 59             | 2.41        | 31         | 21         | 4          | 3          | 24         | 2.12        | 14         | 9         | 1         |  |
| 2012-13              | DEVILS | NHL    | 29             | 2.22        | 13         | 9          | 7          | 2          | -          | -           | -          | -         | -         |  |
| 2013-14              | DEVILS | NHL    | 39             | 2.51        | 19         | 14         | 6          | 3          | -          | -           | -          | -         | -         |  |
| <b>DEVILS TOTALS</b> |        |        | <b>1259</b>    | <b>2.24</b> | <b>688</b> | <b>394</b> | <b>154</b> | <b>124</b> | <b>205</b> | <b>2.02</b> | <b>113</b> | <b>91</b> | <b>24</b> |  |
| <b>NHL TOTALS</b>    |        |        | <b>1266</b>    | <b>2.24</b> | <b>691</b> | <b>397</b> | <b>154</b> | <b>125</b> | <b>205</b> | <b>2.02</b> | <b>113</b> | <b>91</b> | <b>24</b> |  |

QMJHL All-Rookie Team (1990) • QMJHL Second All-Star Team (1992) • Won Calder Memorial Trophy (Top NHL Rookie) (1994) • NHL/Upper Deck All-Rookie Team (1994) • Won William M. Jennings Trophy (Fewest Team Goals Allowed) (1997, 1998, 2003, 2004, 2010) • NHL Second All-Star Team (1997, 1998, 2006, 2008) • Played in NHL All-Star Game (1996 to 2001, 2003, 2004, 2007) • Won Vezina Trophy (Top NHL Goaltender) (2003, 2004, 2007, 2008) • NHL First All-Star Team (2003, 2004, 2007) • World Cup All-Tournament Team (2004)





**26 • PATRIK ELIAS**

Sweater retired February 24, 2018.

| YEAR                 | TEAM   | LEAGUE | REGULAR SEASON |            |            |             |            | PLAYOFFS   |           |           |            |           |
|----------------------|--------|--------|----------------|------------|------------|-------------|------------|------------|-----------|-----------|------------|-----------|
|                      |        |        | GP             | G          | A          | PTS         | PIM        | GP         | G         | A         | PTS        | PIM       |
| 1995-96              | DEVILS | NHL    | 1              | 0          | 0          | 0           | 0          | -          | -         | -         | -          | -         |
| 1996-97              | DEVILS | NHL    | 17             | 2          | 3          | 5           | 2          | 8          | 2         | 3         | 5          | 4         |
| 1997-98              | DEVILS | NHL    | 74             | 18         | 19         | 37          | 28         | 4          | 0         | 1         | 1          | 0         |
| 1998-99              | DEVILS | NHL    | 74             | 17         | 33         | 50          | 34         | 7          | 0         | 5         | 5          | 6         |
| 1999-00              | DEVILS | NHL    | 72             | 35         | 37         | 72          | 58         | 23         | 7         | 13        | 20         | 9         |
| 2000-01              | DEVILS | NHL    | 82             | 40         | 56         | 96          | 51         | 25         | 9         | 14        | 23         | 10        |
| 2001-02              | DEVILS | NHL    | 75             | 29         | 32         | 61          | 36         | 6          | 2         | 4         | 6          | 6         |
| 2002-03              | DEVILS | NHL    | 81             | 28         | 29         | 57          | 22         | 24         | 5         | 8         | 13         | 26        |
| 2003-04              | DEVILS | NHL    | 82             | 38         | 43         | 81          | 44         | 5          | 3         | 2         | 5          | 2         |
| 2005-06              | DEVILS | NHL    | 38             | 16         | 29         | 45          | 20         | 9          | 6         | 10        | 16         | 4         |
| 2006-07              | DEVILS | NHL    | 75             | 21         | 48         | 69          | 38         | 10         | 1         | 9         | 10         | 4         |
| 2007-08              | DEVILS | NHL    | 74             | 20         | 35         | 55          | 38         | 5          | 4         | 2         | 6          | 4         |
| 2008-09              | DEVILS | NHL    | 77             | 31         | 47         | 78          | 32         | 7          | 1         | 2         | 3          | 2         |
| 2009-10              | DEVILS | NHL    | 58             | 19         | 29         | 48          | 40         | 5          | 0         | 4         | 4          | 2         |
| 2010-11              | DEVILS | NHL    | 81             | 21         | 41         | 62          | 16         | -          | -         | -         | -          | -         |
| 2011-12              | DEVILS | NHL    | 81             | 26         | 52         | 78          | 16         | 24         | 5         | 3         | 8          | 10        |
| 2012-13              | DEVILS | NHL    | 48             | 14         | 22         | 36          | 22         | -          | -         | -         | -          | -         |
| 2013-14              | DEVILS | NHL    | 65             | 18         | 35         | 53          | 30         | -          | -         | -         | -          | -         |
| 2014-15              | DEVILS | NHL    | 69             | 13         | 21         | 34          | 12         | -          | -         | -         | -          | -         |
| 2015-16              | DEVILS | NHL    | 16             | 2          | 6          | 8           | 10         | -          | -         | -         | -          | -         |
| <b>DEVILS TOTALS</b> |        |        | <b>1240</b>    | <b>408</b> | <b>617</b> | <b>1025</b> | <b>549</b> | <b>162</b> | <b>45</b> | <b>80</b> | <b>125</b> | <b>89</b> |
| <b>NHL TOTALS</b>    |        |        | <b>1240</b>    | <b>408</b> | <b>617</b> | <b>1025</b> | <b>549</b> | <b>162</b> | <b>45</b> | <b>80</b> | <b>125</b> | <b>89</b> |

WJC-A All-Star Team (1994) • Played in AHL All-Star Game (1997) • NHL All-Rookie Team (1998) • Played in NHL All-Star Game (2000, 2002, 2011, 2015) • NHL First All-Star Team (2001) • Co-Winner Bud Light Plus/Minus Award (2001)



**Stanley Cup**

|         |       |                   |
|---------|-------|-------------------|
| 1994-95 | ..... | New Jersey Devils |
| 1999-00 | ..... | New Jersey Devils |
| 2002-03 | ..... | New Jersey Devils |

**Prince of Wales Trophy**

|         |       |                   |
|---------|-------|-------------------|
| 1994-95 | ..... | New Jersey Devils |
| 1999-00 | ..... | New Jersey Devils |
| 2000-01 | ..... | New Jersey Devils |
| 2002-03 | ..... | New Jersey Devils |
| 2011-12 | ..... | New Jersey Devils |

**Atlantic Division Championship**

|         |       |                   |
|---------|-------|-------------------|
| 1996-97 | ..... | New Jersey Devils |
| 1997-98 | ..... | New Jersey Devils |
| 1998-99 | ..... | New Jersey Devils |
| 2000-01 | ..... | New Jersey Devils |
| 2002-03 | ..... | New Jersey Devils |
| 2005-06 | ..... | New Jersey Devils |
| 2006-07 | ..... | New Jersey Devils |
| 2008-09 | ..... | New Jersey Devils |
| 2009-10 | ..... | New Jersey Devils |

**William M. Jennings Trophy**

|         |       |                 |
|---------|-------|-----------------|
| 1996-97 | ..... | Brodeur, Dunham |
| 1997-98 | ..... | Martin Brodeur  |
| 2002-03 | ..... | Martin Brodeur  |
| 2003-04 | ..... | Martin Brodeur  |
| 2009-10 | ..... | Martin Brodeur  |

**Corn Smythe Trophy**

|         |       |                |
|---------|-------|----------------|
| 1994-95 | ..... | Claude Lemieux |
| 1999-00 | ..... | Scott Stevens  |

**Hart Memorial Trophy**

|         |       |             |
|---------|-------|-------------|
| 2017-18 | ..... | Taylor Hall |
|---------|-------|-------------|

**Calder Memorial Trophy**

|         |       |                |
|---------|-------|----------------|
| 1993-94 | ..... | Martin Brodeur |
| 1999-00 | ..... | Scott Gomez    |

**Bill Masterton Memorial Trophy**

|         |       |             |
|---------|-------|-------------|
| 1999-00 | ..... | Ken Daneyko |
| 2017-18 | ..... | Brian Boyle |

**Frank J. Selke Trophy**

|         |       |             |
|---------|-------|-------------|
| 2000-01 | ..... | John Madden |
|---------|-------|-------------|

**James Norris Memorial Trophy**

|         |       |                   |
|---------|-------|-------------------|
| 2003-04 | ..... | Scott Niedermayer |
|---------|-------|-------------------|

**Georges Vezina Trophy**

|         |       |                |
|---------|-------|----------------|
| 2002-03 | ..... | Martin Brodeur |
| 2003-04 | ..... | Martin Brodeur |
| 2006-07 | ..... | Martin Brodeur |
| 2007-08 | ..... | Martin Brodeur |

**Jack Adams Award**

|         |       |                 |
|---------|-------|-----------------|
| 1993-94 | ..... | Jacques Lemaire |
|---------|-------|-----------------|

**NHL/Alka-Seltzer Plus Award**

|         |       |               |
|---------|-------|---------------|
| 1993-94 | ..... | Scott Stevens |
| 2000-01 | ..... | Patrik Elias  |

**King Clancy Trophy**

|         |       |             |
|---------|-------|-------------|
| 2021-22 | ..... | P.K. Subban |
|---------|-------|-------------|

**NHL First All-Star Team**

|              |       |                   |
|--------------|-------|-------------------|
| 1993-94 (D)  | ..... | Scott Stevens     |
| 2000-01 (LW) | ..... | Patrik Elias      |
| 2002-03 (G)  | ..... | Martin Brodeur    |
| 2003-04 (G)  | ..... | Martin Brodeur    |
| 2003-04 (D)  | ..... | Scott Niedermayer |
| 2006-07 (G)  | ..... | Martin Brodeur    |
| 2011-12 (LW) | ..... | Ilya Kovalchuk    |
| 2017-18 (LW) | ..... | Taylor Hall       |

**NHL Second All-Star Team**

|              |       |                   |
|--------------|-------|-------------------|
| 1991-92 (D)  | ..... | Scott Stevens     |
| 1996-97 (D)  | ..... | Scott Stevens     |
| 1996-97 (G)  | ..... | Martin Brodeur    |
| 1997-98 (G)  | ..... | Martin Brodeur    |
| 1997-98 (D)  | ..... | Scott Niedermayer |
| 2000-01 (D)  | ..... | Scott Stevens     |
| 2005-06 (G)  | ..... | Martin Brodeur    |
| 2007-08 (G)  | ..... | Martin Brodeur    |
| 2008-09 (LW) | ..... | Zach Parise       |

**NHL All-Rookie Team**

|              |       |                   |
|--------------|-------|-------------------|
| 1990-91 (D)  | ..... | Eric Weinrich     |
| 1991-92 (C)  | ..... | Kevin Todd        |
| 1992-93 (D)  | ..... | Scott Niedermayer |
| 1993-94 (G)  | ..... | Martin Brodeur    |
| 1995-96 (C)  | ..... | Petr Sykora       |
| 1997-98 (LW) | ..... | Patrik Elias      |
| 1999-00 (C)  | ..... | Scott Gomez       |
| 1999-00 (D)  | ..... | Brian Rafalski    |
| 2000-01 (D)  | ..... | Colin White       |
| 2011-12 (F)  | ..... | Adam Henrique     |
| 2017-18 (D)  | ..... | Will Butcher      |

**NHL Player of the Month**

|       |       |                |
|-------|-------|----------------|
| 10/87 | ..... | Alain Chevrier |
| 11/97 | ..... | Martin Brodeur |

**NHL First Star of the Month**

|       |       |                     |
|-------|-------|---------------------|
| 1/09  | ..... | Jamie Langenbrunner |
| 1/23  | ..... | Jack Hughes         |
| 10/23 | ..... | Jack Hughes         |

**NHL Second Star of the Month**

|       |       |               |
|-------|-------|---------------|
| 11/22 | ..... | Vitek Vanecek |
|-------|-------|---------------|

**NHL Third Star of the Month**

|      |       |                |
|------|-------|----------------|
| 2/07 | ..... | Martin Brodeur |
| 2/11 | ..... | Johan Hedberg  |

**NHL Offensive Player of the Month**

|      |       |             |
|------|-------|-------------|
| 3/04 | ..... | Scott Gomez |
|------|-------|-------------|

**NHL Defensive Player of the Month**

|      |       |                |
|------|-------|----------------|
| 1/06 | ..... | Martin Brodeur |
|------|-------|----------------|

**NHL Rookie of the Month**

|       |       |                   |
|-------|-------|-------------------|
| 3/88  | ..... | Sean Burke        |
| 1/92  | ..... | Valeri Zelepukin  |
| 1/94  | ..... | Martin Brodeur    |
| 3/94  | ..... | Martin Brodeur    |
| 12/95 | ..... | Petr Sykora       |
| 12/98 | ..... | Vadim Sharifjanov |
| 11/99 | ..... | Scott Gomez       |
| 2/00  | ..... | Brian Rafalski    |
| 12/11 | ..... | Adam Henrique     |

**NHL Player of the Week**

|                 |       |                   |
|-----------------|-------|-------------------|
| 3/3-9/86        | ..... | Kirk Muller       |
| 3/24-30/86      | ..... | Sam St. Laurent   |
| 10/27-11/2/86   | ..... | Aaron Broten      |
| 1/25-31/88      | ..... | Bob Sauve         |
| 3/28-4/3/88     | ..... | Sean Burke        |
| 12/5-11/88      | ..... | John MacLean      |
| 3/27-4/2/89     | ..... | Kirk Muller       |
| 12/11-17/89     | ..... | Patrik Sundstrom  |
| 3/26-4/1/90     | ..... | Vacheslav Fetisov |
| 11/26-12/2/90   | ..... | John MacLean      |
| 10/21-27/92     | ..... | Chris Tereri      |
| 11/18-24/92     | ..... | Claude Lemieux    |
| 12/30/91-1/5/92 | ..... | Valeri Zelepukin  |
| 4/3-9/95        | ..... | Martin Brodeur    |
| 2/10-16/97      | ..... | Martin Brodeur    |
| 10/27-11/2/97   | ..... | Patrik Elias      |
| 2/2-7/98        | ..... | Martin Brodeur    |
| 1/3-9/00        | ..... | Martin Brodeur    |
| 2/26-3/4/01     | ..... | Patrik Elias      |
| 10/15-21/01     | ..... | Patrik Elias      |
| 3/25-31/02      | ..... | Martin Brodeur    |
| 1/13-19/03      | ..... | Martin Brodeur    |

**NHL Offensive Player of the Week**

|            |       |              |
|------------|-------|--------------|
| 3/21-28/04 | ..... | Patrik Elias |
| 4/3-9/06   | ..... | Scott Gomez  |

**NHL First Star of the Week**

|                 |       |                     |
|-----------------|-------|---------------------|
| 12/4-10/06      | ..... | Martin Brodeur      |
| 1/26-21/09      | ..... | Jamie Langenbrunner |
| 2/9-15/09       | ..... | Zach Parise         |
| 2/23-3/1/09     | ..... | Martin Brodeur      |
| 3/8-15/09       | ..... | Martin Brodeur      |
| 12/28/09-1/3/10 | ..... | Jamie Langenbrunner |
| 2/12-18/18      | ..... | Nico Hischier       |
| 10/23-10/29/23  | ..... | Tyler Toffoli       |

**NHL Second Star of the Week**

|              |       |                     |
|--------------|-------|---------------------|
| 1/29-2/4/07  | ..... | Jamie Langenbrunner |
| 3/3-9/08     | ..... | Martin Brodeur      |
| 11/23-29/09  | ..... | Martin Brodeur      |
| 2/14-20/11   | ..... | Johan Hedberg       |
| 1/30-2/5/12  | ..... | Ilya Kovalchuk      |
| 3/5-11/12    | ..... | Ilya Kovalchuk      |
| 2/24-3/2/14  | ..... | Adam Henrique       |
| 12/27-1/2/22 | ..... | Jack Hughes         |
| 10/24-30/22  | ..... | Jesper Bratt        |
| 1/2-8/23     | ..... | Jack Hughes         |

**NHL Third Star of the Week**

|                |       |                     |
|----------------|-------|---------------------|
| 2/18-24/08     | ..... | Martin Brodeur      |
| 12/15-21/08    | ..... | Patrik Elias        |
| 3/22-28/10     | ..... | Ilya Kovalchuk      |
| 1/17-23/11     | ..... | Martin Brodeur      |
| 2/4-10/13      | ..... | Martin Brodeur      |
| 3/3-9/14       | ..... | Adam Henrique       |
| 11/30-12/6/15  | ..... | Michael Cammalleri  |
| 3/7-13/16      | ..... | Keith Kinkaid       |
| 12/24-12/30/18 | ..... | Mackenzie Blackwood |
| 2/7-2/13/22    | ..... | Nico Hischier       |
| 10/18-23/22    | ..... | Mackenzie Blackwood |
| 11/27-12/3/23  | ..... | Jack Hughes         |
| 12/25-13/31/23 | ..... | Luke Hughes         |

**NHL YoungStars Game MVP**

|         |       |             |
|---------|-------|-------------|
| 2006-07 | ..... | Zach Parise |
|---------|-------|-------------|

**Three-Star Award**

|         |       |                |
|---------|-------|----------------|
| 1982-83 | ..... | Glenn Resch    |
| 1983-84 | ..... | Mel Bridgman   |
| 1984-85 | ..... | Doug Sulliman  |
| 1985-86 | ..... | Greg Adams     |
| 1986-87 | ..... | Alain Chevrier |
| 1987-88 | ..... | Pat Verbeek    |

**Three-Star Award (cont.)**

|         |                 |
|---------|-----------------|
| 1988-89 | Sean Burke      |
| 1989-90 | John MacLean    |
| 1990-91 | Chris Terreri   |
| 1991-92 | Stephane Richer |
| 1992-93 | Alexander Semak |
| 1993-94 | Martin Brodeur  |
| 1994-95 | Stephane Richer |
| 1995-96 | Martin Brodeur  |
| 1996-97 | Martin Brodeur  |
| 1997-98 | Martin Brodeur  |
| 1998-99 | Petr Sykora     |
| 1999-00 | Martin Brodeur  |
| 2000-01 | Patrik Elias    |
| 2001-02 | Patrik Elias    |
| 2002-03 | Martin Brodeur  |
| 2003-04 | Patrik Elias    |
| 2005-06 | Brian Gionta    |
| 2006-07 | Martin Brodeur  |
| 2007-08 | Martin Brodeur  |
| 2008-09 | Zach Parise     |
| 2009-10 | Martin Brodeur  |
| 2010-11 | Ilya Kovalchuk  |
| 2011-12 | Ilya Kovalchuk  |
| 2012-13 | Martin Brodeur  |
| 2013-14 | Martin Brodeur  |
| 2014-15 | Cory Schneider  |
| 2015-16 | Cory Schneider  |
| 2016-17 | Taylor Hall     |
| 2017-18 | Taylor Hall     |
| 2018-19 | Taylor Hall     |

**Hugh Delano Unsung Hero**

|         |                  |
|---------|------------------|
| 1982-83 | Mike Kitchen     |
| 1983-84 | Ron Low          |
| 1984-85 | Dave Lewis       |
| 1985-86 | Rich Preston     |
| 1986-87 | Ken Daneyko      |
| 1987-88 | Doug Brown       |
| 1988-89 | Randy Velischek  |
| 1989-90 | David Maley      |
| 1990-91 | Bruce Driver     |
| 1991-92 | Randy McKay      |
| 1992-93 | Craig Billington |
| 1993-94 | Valeri Zelepukin |
| 1994-95 | Tommy Albelin    |
| 1995-96 | Shawn Chambers   |
| 1996-97 | Denis Pederson   |
| 1997-98 | Denis Pederson   |
| 1998-99 | Jay Pandolfo     |
| 1999-00 | John Madden      |
| 2000-01 | Sergei Brylin    |
| 2001-02 | Sergei Brylin    |
| 2002-03 | Jay Pandolfo     |
| 2003-04 | Brian Gionta     |
| 2005-06 | Jay Pandolfo     |
| 2006-07 | Jay Pandolfo     |
| 2007-08 | Jay Pandolfo     |
| 2008-09 | Scott Clemmensen |
| 2009-10 | Andy Greene      |
| 2010-11 | Travis Zajac     |
| 2011-12 | Bryce Salvador   |
| 2012-13 | No Award         |
| 2013-14 | Andy Greene      |
| 2014-19 | No Award         |

**Devils' Players' Player**

|         |                  |
|---------|------------------|
| 1984-85 | Rich Preston     |
| 1985-86 | Rich Preston     |
| 1986-87 | Doug Sulliman    |
| 1987-88 | Kirk Muller      |
| 1988-89 | Patrik Sundstrom |
| 1989-90 | John MacLean     |
| 1990-91 | Chris Terreri    |
| 1991-92 | Scott Stevens    |
| 1992-93 | Scott Stevens    |
| 1993-94 | Scott Stevens    |
| 1994-95 | Chris Terreri    |
| 1995-96 | Steve Thomas     |
| 1996-97 | Dave Andreychuk  |
| 1997-98 | Doug Gilmour     |
| 1998-99 | Sergei Brylin    |
| 1999-00 | Randy McKay      |
| 2000-01 | Randy McKay      |

**Devils' Players' Player (cont.)**

|         |                     |
|---------|---------------------|
| 2001-02 | Jim McKenzie        |
| 2002-03 | Joe Nieuwendyk      |
| 2003-04 | Turner Stevenson    |
| 2005-06 | Jay Pandolfo        |
| 2006-07 | Jay Pandolfo        |
| 2007-08 | Jay Pandolfo        |
| 2008-09 | Jamie Langenbrunner |
| 2009-10 | Mike Mottau         |
| 2010-11 | Johan Hedberg       |
| 2011-12 | Johan Hedberg       |
| 2012-13 | No Award            |
| 2013-14 | Ryan Carter         |
| 2014-19 | No Award            |

**Dr. John J. McMullen Service****to New Jersey Hockey**

|         |  |
|---------|--|
| 1983-84 | Les Dodson                                 |
| 1984-85 | Jim Measday                                |
| 1985-86 | Glenn Resch                                |
| 1986-87 | Butch Fortunato                            |
| 1987-88 | Paul McInnis                               |
| 1988-89 | Max McNab                                  |
| 1989-90 | Ken Gesner                                 |
| 1990-91 | Dick Trimble                               |
| 1991-92 | Dr. John J. McMullen                       |
| 1992-93 | No Award                                   |
| 1993-94 | Harvey Cohen                               |
| 1994-95 | Bob Aurimma                                |
| 1995-96 | John Warchol                               |
| 1996-97 | Mike Nardello                              |
| 1997-98 | Vin Godleski                               |
| 1998-99 | Joan, Tony Mariconda                       |
| 1999-00 | Lou Lamoriello                             |
| 2000-01 | Mike Reynolds                              |
| 2001-02 | Nancy Hughes                               |
| 2002-03 | Jim Hunt                                   |
| 2003-04 | Donna Guariglia                            |
| 2004-05 | Rev. Michael Kelly                         |
| 2005-06 | Tom Brake                                  |
| 2006-07 | Debbie, Jeff Vanderbeek                    |
| 2007-08 | Mike Morreale                              |
| 2008-09 | Bill Fox                                   |
| 2009-10 | Bruce Driver                               |
| 2010-11 | Robert Sullo                               |
| 2011-12 | Glenn Hefferan                             |
| 2012-13 | No Award                                   |
| 2013-14 | Don Gould                                  |
| 2014-17 | No Award                                   |
| 2017-18 | James Plunkett,<br>Richard Foster, Dan May |
| 2018-19 | Gary Hess                                  |

**Most Valuable Devil**

|         |                   |
|---------|-------------------|
| 1984-85 | Kirk Muller       |
| 1985-86 | Greg Adams        |
| 1986-87 | Kirk Muller       |
| 1987-88 | Kirk Muller       |
| 1988-89 | Patrik Sundstrom  |
| 1989-90 | John MacLean      |
| 1990-91 | Chris Terreri     |
| 1991-92 | Claude Lemieux    |
| 1992-93 | Alexander Semak   |
| 1993-94 | Scott Stevens     |
| 1994-95 | Stephane Richer   |
| 1995-96 | Martin Brodeur    |
| 1996-97 | Martin Brodeur    |
| 1997-98 | Martin Brodeur    |
| 1998-99 | Martin Brodeur    |
| 1999-00 | Martin Brodeur    |
| 2000-01 | Brodeur, Elias    |
| 2001-02 | Martin Brodeur    |
| 2002-03 | Martin Brodeur    |
| 2003-04 | Scott Niedermayer |
| 2005-06 | Brian Gionta      |
| 2006-07 | Martin Brodeur    |
| 2007-08 | Martin Brodeur    |
| 2008-09 | Zach Parise       |
| 2009-10 | Zach Parise       |
| 2010-11 | Patrik Elias      |
| 2011-12 | Zach Parise       |
| 2012-13 | No Award          |
| 2013-14 | Jaromir Jagr      |
| 2014-19 | No Award          |

(17-49-14, 48 pts., 5th Place, Patrick Division)

**SCORING**

| Player           | GP | G  | A  | PTS | PIM | +/- | PP | GW | Player              | GP | G | A  | PTS | PIM | +/- | PP | GW |
|------------------|----|----|----|-----|-----|-----|----|----|---------------------|----|---|----|-----|-----|-----|----|----|
| Aaron Broten     | 73 | 16 | 39 | 55  | 28  | 20- | 5  | 1  | Rob Palmer          | 60 | 1 | 10 | 11  | 21  | 6-  | 0  | 0  |
| Don Lever        | 79 | 23 | 30 | 53  | 68  | 35- | 9  | 0  | Dave Cameron        | 35 | 5 | 4  | 9   | 50  | 8-  | 1  | 0  |
| Bob MacMillan    | 71 | 19 | 29 | 48  | 8   | 35- | 6  | 3  | John Wensink        | 42 | 2 | 7  | 9   | 135 | 8-  | 1  | 0  |
| Tapio Levo       | 73 | 7  | 40 | 47  | 22  | 41- | 5  | 0  | Carol Vadnais       | 51 | 2 | 7  | 9   | 64  | 32- | 1  | 0  |
| Jeff Larmer      | 65 | 21 | 24 | 45  | 21  | 6-  | 5  | 0  | Merlin Malinowski   | 5  | 3 | 2  | 5   | 0   | 1   | 1  | 1  |
| Hector Marini    | 77 | 17 | 28 | 45  | 105 | 14- | 5  | 3  | Pat Verbeek         | 6  | 3 | 2  | 5   | 8   | 2-  | 0  | 0  |
| Steve Tambellini | 73 | 25 | 18 | 43  | 14  | 27- | 6  | 4  | Dave Hutchison      | 32 | 1 | 4  | 5   | 102 | 20- | 0  | 0  |
| Brent Ashton     | 76 | 14 | 19 | 33  | 47  | 23- | 4  | 1  | Garry Howatt        | 38 | 1 | 4  | 5   | 114 | 29- | 0  | 0  |
| Rick Meagher     | 57 | 15 | 14 | 29  | 11  | 21- | 7  | 1  | Jukka Porvari       | 8  | 1 | 3  | 4   | 4   | 1-  | 0  | 0  |
| Paul Gagne       | 53 | 14 | 15 | 29  | 13  | 2-  | 4  | 3  | Glenn Resch         | 65 | 0 | 3  | 3   | 6   | -   | 0  | 0  |
| Murray Brumwell  | 59 | 5  | 14 | 19  | 34  | 20- | 1  | 0  | Larry Floyd         | 5  | 1 | 0  | 1   | 2   | 4-  | 0  | 0  |
| Jan Ludvig       | 51 | 7  | 10 | 17  | 30  | 27- | 2  | 0  | Joe Cirella         | 2  | 0 | 1  | 1   | 4   | 2-  | 0  | 0  |
| Joel Quenneville | 74 | 5  | 12 | 17  | 46  | 13- | 0  | 0  | Mike Moher          | 9  | 0 | 1  | 1   | 28  | 3-  | 0  | 0  |
| Mike Antonovich  | 30 | 7  | 7  | 14  | 11  | 7-  | 2  | 0  | Ron Low             | 11 | 0 | 1  | 1   | 0   | -   | 0  | 0  |
| Glenn Merkosky   | 34 | 4  | 10 | 14  | 20  | 10- | 1  | 0  | Randy Pierce        | 3  | 0 | 0  | 0   | 0   | E   | 0  | 0  |
| Bob Lorimer      | 66 | 3  | 10 | 13  | 42  | 20- | 0  | 0  | Dwight Foster       | 4  | 0 | 0  | 0   | 2   | 1-  | 0  | 0  |
| Mike Kitchen     | 77 | 4  | 8  | 12  | 52  | 25- | 0  | 0  | Shawn MacKenzie     | 6  | 0 | 0  | 0   | 0   | -   | 0  | 0  |
| Yvon Vautour     | 52 | 4  | 7  | 11  | 136 | 19- | 0  | 0  | Lindsay Middlebrook | 9  | 0 | 0  | 0   | 2   | -   | 0  | 0  |

**GOALTENDERS**

|                     | GP | MIN  | GA  | EN | SO | AVG  | W  | L  | T  | SA   | SAV% |
|---------------------|----|------|-----|----|----|------|----|----|----|------|------|
| Glenn Resch         | 65 | 3650 | 242 | 2  | 0  | 3.98 | 15 | 35 | 12 | 1928 | 87.4 |
| Ron Low             | 11 | 608  | 41  | 1  | 0  | 4.05 | 2  | 7  | 1  | 345  | 88.1 |
| Lindsay Middlebrook | 9  | 412  | 37  | 0  | 0  | 5.39 | 0  | 6  | 1  | 211  | 82.5 |
| Shawn MacKenzie     | 6  | 130  | 15  | 0  | 0  | 6.92 | 0  | 1  | 0  | 71   | 78.9 |

**RESULTS**

| GM# | Date  | Opponent       | Score | GF-GA   | Record | GM# | Date | Opponent       | Score | GF-GA   | Record   |
|-----|-------|----------------|-------|---------|--------|-----|------|----------------|-------|---------|----------|
| 1   | 10/5  | Pittsburgh     | 3-3   | 3-3     | 0-0-1  | 41  | 1/5  | Toronto        | 4-4   | 113-178 | 8-25-8   |
| 2   | 10/8  | NY Rangers     | 3-2   | 6-5     | 1-0-1  | 42  | 1/7  | Boston         | 2-2   | 115-180 | 8-25-9   |
| 3   | 10/9  | @ Toronto      | 5-5   | 11-10   | 1-0-2  | 43  | 1/9  | @ NY Rangers   | 3-4   | 118-184 | 8-26-9   |
| 4   | 10/12 | Boston         | 2-2   | 13-12   | 1-0-3  | 44  | 1/10 | Quebec         | 6-2   | 124-186 | 9-26-9   |
| 5   | 10/14 | Montreal       | 3-5   | 16-17   | 1-1-3  | 45  | 1/13 | NY Islanders   | 2-5   | 126-191 | 9-27-9   |
| 6   | 10/16 | @ Pittsburgh   | 6-5   | 22-22   | 2-1-3  | 46  | 1/15 | @ Hartford     | 1-2   | 127-193 | 9-28-9   |
| 7   | 10/18 | Philadelphia   | 3-1   | 25-23   | 3-1-3  | 47  | 1/16 | Los Angeles    | 5-3   | 132-196 | 10-28-9  |
| 8   | 10/20 | @ Los Angeles  | 4-7   | 29-30   | 3-2-3  | 48  | 1/19 | @ Pittsburgh   | 1-1   | 133-197 | 10-28-10 |
| 9   | 10/22 | @ Winnipeg     | 1-3   | 30-33   | 3-3-3  | 49  | 1/20 | St. Louis      | 3-3   | 136-200 | 10-28-11 |
| 10  | 10/26 | Minnesota      | 3-5   | 33-38   | 3-4-3  | 50  | 1/23 | @ Washington   | 1-3   | 137-203 | 10-29-11 |
| 11  | 10/28 | NY Islanders   | 2-4   | 35-42   | 3-5-3  | 51  | 1/25 | @ Philadelphia | 1-5   | 138-208 | 10-30-11 |
| 12  | 10/30 | @ NY Islanders | 5-8   | 40-50   | 3-6-3  | 52  | 1/29 | @ Quebec       | 4-6   | 142-214 | 10-31-11 |
| 13  | 11/1  | Calgary        | 3-6   | 43-56   | 3-7-3  | 53  | 1/31 | Pittsburgh     | 3-2   | 145-216 | 11-31-11 |
| 14  | 11/2  | @ Montreal     | 4-5   | 47-61   | 3-8-3  | 54  | 2/3  | NY Islanders   | 2-7   | 147-223 | 11-32-11 |
| 15  | 11/4  | Pittsburgh     | 4-4   | 51-65   | 3-8-4  | 55  | 2/5  | @ Washington   | 4-5   | 151-228 | 11-33-11 |
| 16  | 11/6  | @ Detroit      | 1-1   | 52-66   | 3-8-5  | 56  | 2/6  | Vancouver      | 4-4   | 155-232 | 11-33-12 |
| 17  | 11/8  | Washington     | 2-2   | 54-68   | 3-8-6  | 57  | 2/9  | @ Chicago      | 4-5   | 159-237 | 11-34-12 |
| 18  | 11/10 | @ Washington   | 0-3   | 54-71   | 3-9-6  | 58  | 2/12 | @ St. Louis    | 1-5   | 160-242 | 11-35-12 |
| 19  | 11/11 | Edmonton       | 1-5   | 55-76   | 3-10-6 | 59  | 2/15 | Minnesota      | 2-3   | 162-245 | 11-36-12 |
| 20  | 11/13 | @ Quebec       | 2-7   | 57-83   | 3-11-6 | 60  | 2/20 | @ Philadelphia | 0-3   | 162-248 | 11-37-12 |
| 21  | 11/16 | @ St. Louis    | 2-7   | 59-90   | 3-12-6 | 61  | 2/21 | Buffalo        | 4-4   | 166-252 | 11-37-13 |
| 22  | 11/17 | @ Chicago      | 3-5   | 62-95   | 3-13-6 | 62  | 2/24 | Detroit        | 4-1   | 170-253 | 12-37-13 |
| 23  | 11/20 | @ Minnesota    | 1-5   | 63-100  | 3-14-6 | 63  | 2/26 | @ Pittsburgh   | 4-5   | 174-258 | 12-38-13 |
| 24  | 11/24 | @ Los Angeles  | 0-3   | 63-103  | 3-15-6 | 64  | 2/27 | @ Buffalo      | 2-6   | 176-264 | 12-39-13 |
| 25  | 11/26 | @ Vancouver    | 4-4   | 67-107  | 3-15-7 | 65  | 3/1  | Edmonton       | 3-4   | 179-268 | 12-40-13 |
| 26  | 11/27 | @ Calgary      | 4-3   | 71-110  | 4-15-7 | 66  | 3/3  | Philadelphia   | 1-4   | 180-272 | 12-41-13 |
| 27  | 11/29 | Chicago        | 1-3   | 72-113  | 4-16-7 | 67  | 3/5  | @ NY Islanders | 1-5   | 181-277 | 12-42-13 |
| 28  | 12/1  | Toronto        | 7-3   | 79-116  | 5-16-7 | 68  | 3/6  | @ NY Rangers   | 6-4   | 187-281 | 13-42-13 |
| 29  | 12/3  | Hartford       | 5-4   | 84-120  | 6-16-7 | 69  | 3/8  | Washington     | 4-5   | 191-286 | 13-43-13 |
| 30  | 12/4  | @ Detroit      | 2-6   | 86-126  | 6-17-7 | 70  | 3/10 | Hartford       | 0-3   | 191-289 | 13-44-13 |
| 31  | 12/6  | Winnipeg       | 3-5   | 89-131  | 6-18-7 | 71  | 3/12 | @ Montreal     | 7-3   | 198-292 | 14-44-13 |
| 32  | 12/9  | Washington     | 4-6   | 93-137  | 6-19-7 | 72  | 3/14 | Calgary        | 0-7   | 198-299 | 14-45-13 |
| 33  | 12/11 | @ NY Islanders | 1-7   | 94-144  | 6-20-7 | 73  | 3/17 | NY Islanders   | 5-9   | 203-308 | 14-46-13 |
| 34  | 12/12 | @ NY Rangers   | 0-4   | 94-148  | 6-21-7 | 74  | 3/21 | NY Rangers     | 4-2   | 207-310 | 15-46-13 |
| 35  | 12/17 | @ Edmonton     | 4-10  | 98-158  | 6-22-7 | 75  | 3/24 | @ Washington   | 3-5   | 210-315 | 15-47-13 |
| 36  | 12/19 | @ Winnipeg     | 3-2   | 101-160 | 7-22-7 | 76  | 3/25 | Philadelphia   | 6-5   | 216-320 | 16-47-13 |
| 37  | 12/22 | Philadelphia   | 1-3   | 102-163 | 7-23-7 | 77  | 3/27 | @ Philadelphia | 1-4   | 217-324 | 16-48-13 |
| 38  | 12/26 | @ Boston       | 2-5   | 104-168 | 7-24-7 | 78  | 3/31 | Buffalo        | 5-8   | 222-332 | 16-49-13 |
| 39  | 12/30 | NY Rangers     | 2-5   | 106-173 | 7-25-7 | 79  | 4/1  | @ NY Rangers   | 3-3   | 225-335 | 16-49-14 |
| 40  | 1/2   | Vancouver      | 3-1   | 109-174 | 8-25-7 | 80  | 4/3  | @ Pittsburgh   | 5-3   | 230-338 | 17-49-14 |

(17-56-7, 41 pts., 5th Place, Patrick Division)

**SCORING**

| Player          | GP | G  | A  | PTS | PIM | +/- | PP | GW | Player         | GP | G | A | PTS | PIM | +/- | PP | GW |
|-----------------|----|----|----|-----|-----|-----|----|----|----------------|----|---|---|-----|-----|-----|----|----|
| Mel Bridgman    | 79 | 23 | 38 | 61  | 121 | 27- | 9  | 0  | Dave Lewis     | 66 | 2 | 5 | 7   | 63  | 19- | 0  | 0  |
| Jan Ludvig      | 74 | 22 | 32 | 54  | 70  | 18- | 7  | 2  | Ken Daneyko    | 11 | 1 | 4 | 5   | 17  | 1-  | 0  | 0  |
| Pat Verbeek     | 79 | 20 | 27 | 47  | 158 | 19- | 5  | 2  | Mike Kitchen   | 43 | 1 | 4 | 5   | 24  | 15- | 0  | 0  |
| Joe Cirella     | 79 | 11 | 33 | 44  | 137 | 43- | 6  | 0  | Rob Palmer     | 38 | 0 | 5 | 5   | 10  | 10- | 0  | 0  |
| Bob MacMillan   | 71 | 17 | 23 | 40  | 23  | 21- | 2  | 2  | Hector Marini  | 32 | 2 | 2 | 4   | 47  | 2-  | 0  | 0  |
| Aaron Broten    | 80 | 13 | 23 | 36  | 36  | 28- | 3  | 1  | Larry Floyd    | 7  | 1 | 3 | 4   | 7   | 4-  | 0  | 0  |
| Don Lever       | 70 | 14 | 19 | 33  | 44  | 21- | 3  | 2  | Rich Chernomaz | 7  | 2 | 1 | 3   | 2   | 3-  | 0  | 0  |
| Paul Gagne      | 66 | 14 | 18 | 32  | 33  | 22- | 3  | 1  | Grant Mulvey   | 12 | 1 | 2 | 3   | 19  | 5-  | 0  | 0  |
| Phil Russell    | 76 | 9  | 22 | 31  | 96  | 27- | 0  | 0  | Kevin Maxwell  | 14 | 0 | 3 | 3   | 2   | 9-  | 0  | 0  |
| Tim Higgins     | 37 | 18 | 10 | 28  | 27  | 4-  | 3  | 3  | Rocky Trottier | 5  | 1 | 1 | 2   | 0   | 1-  | 0  | 0  |
| Rick Meagher    | 52 | 14 | 14 | 28  | 16  | 9-  | 2  | 2  | Bruce Driver   | 4  | 0 | 2 | 2   | 0   | 2-  | 0  | 0  |
| Dave Cameron    | 67 | 9  | 12 | 21  | 85  | 11- | 2  | 0  | Glenn Resch    | 51 | 0 | 2 | 2   | 12  | -   | 0  | 0  |
| Murray Brumwell | 42 | 7  | 13 | 20  | 14  | 5-  | 5  | 0  | Glen Merkosky  | 5  | 1 | 0 | 1   | 0   | E   | 0  | 0  |
| Jeff Larmer     | 40 | 6  | 13 | 19  | 8   | 17- | 0  | 0  | John MacLean   | 23 | 1 | 0 | 1   | 10  | 7-  | 0  | 0  |
| Bob Hoffmeyer   | 58 | 4  | 12 | 16  | 61  | 20- | 0  | 0  | Alan Hepple    | 1  | 0 | 0 | 0   | 7   | 1-  | 0  | 0  |
| Rick Gory       | 38 | 9  | 6  | 15  | 15  | 7-  | 0  | 1  | John Johansson | 5  | 0 | 0 | 0   | 0   | 2-  | 0  | 0  |
| Bob Lorimer     | 72 | 2  | 10 | 12  | 62  | 28- | 1  | 0  | Garry Howatt   | 6  | 0 | 0 | 0   | 14  | 1-  | 0  | 0  |
| Mike Antonovich | 38 | 3  | 5  | 8   | 16  | 15- | 0  | 1  | Ron Low        | 44 | 0 | 0 | 0   | 4   | -   | 0  | 0  |
| Yvon Vautour    | 42 | 3  | 4  | 7   | 78  | 18- | 0  | 0  |                |    |   |   |     |     |     |    |    |

**GOALTENDERS**

|             | GP | MIN  | GA  | EN | SO | AVG  | W | L  | T | SA   | SAV% |
|-------------|----|------|-----|----|----|------|---|----|---|------|------|
| Glenn Resch | 51 | 2641 | 184 | 4  | 1  | 4.18 | 9 | 31 | 3 | 1426 | .871 |
| Ron Low     | 44 | 2218 | 161 | 1  | 0  | 4.36 | 8 | 25 | 4 | 1133 | .858 |

**RESULTS**

| GM# | Date  | Opponent       | Score | GF-GA   | Record | GM# | Date | Opponent       | Score | GF-GA   | Record  |
|-----|-------|----------------|-------|---------|--------|-----|------|----------------|-------|---------|---------|
| 1   | 10/5  | @ NY Rangers   | 2-6   | 2-6     | 0-1-0  | 41  | 1/7  | @ Pittsburgh   | 7-4   | 118-185 | 9-30-2  |
| 2   | 10/7  | NY Rangers     | 1-3   | 3-9     | 0-2-0  | 42  | 1/10 | @ NY Islanders | 2-4   | 120-189 | 9-31-2  |
| 3   | 10/8  | @ Detroit      | 6-3   | 9-12    | 1-2-0  | 43  | 1/12 | Quebec         | 1-4   | 121-193 | 9-32-2  |
| 4   | 10/14 | Quebec         | 4-6   | 13-18   | 1-3-0  | 44  | 1/14 | @ Montreal     | 3-1   | 124-194 | 10-32-2 |
| 5   | 10/16 | Toronto        | 1-4   | 14-22   | 1-4-0  | 45  | 1/15 | Edmonton       | 4-5   | 128-199 | 10-33-2 |
| 6   | 10/19 | @ Chicago      | 3-6   | 17-28   | 1-5-0  | 46  | 1/17 | @ Hartford     | 3-3*  | 131-202 | 10-33-3 |
| 7   | 10/21 | @ Vancouver    | 4-5   | 21-33   | 1-6-0  | 47  | 1/19 | @ Philadelphia | 0-2   | 131-204 | 10-34-3 |
| 8   | 10/22 | @ Los Angeles  | 3-8   | 24-41   | 1-7-0  | 48  | 1/20 | St. Louis      | 3-4*  | 134-208 | 10-35-3 |
| 9   | 10/26 | Washington     | 0-2   | 24-43   | 1-8-0  | 49  | 1/25 | @ Calgary      | 2-2*  | 136-210 | 10-35-4 |
| 10  | 10/29 | @ NY Islanders | 3-5   | 27-48   | 1-9-0  | 50  | 1/27 | @ Edmonton     | 3-3*  | 139-213 | 10-35-5 |
| 11  | 10/30 | Pittsburgh     | 3-5   | 30-53   | 1-10-0 | 51  | 1/29 | @ Vancouver    | 2-3   | 141-216 | 10-36-5 |
| 12  | 11/2  | @ Hartford     | 4-5   | 34-58   | 1-11-0 | 52  | 2/2  | Washington     | 0-2   | 141-218 | 10-37-5 |
| 13  | 11/4  | NY Islanders   | 1-6   | 35-64   | 1-12-0 | 53  | 2/4  | @ Quebec       | 5-3   | 146-221 | 11-37-5 |
| 14  | 11/6  | Chicago        | 6-3   | 41-67   | 2-12-0 | 54  | 2/5  | Minnesota      | 1-3   | 147-224 | 11-38-5 |
| 15  | 11/8  | NY Rangers     | 1-5   | 42-72   | 2-13-0 | 55  | 2/7  | Montreal       | 2-5   | 149-229 | 11-39-5 |
| 16  | 11/9  | @ Toronto      | 1-2   | 43-74   | 2-14-0 | 56  | 2/9  | @ Buffalo      | 5-8   | 154-237 | 11-40-5 |
| 17  | 11/12 | Calgary        | 3-4*  | 46-78   | 2-15-0 | 57  | 2/11 | @ Pittsburgh   | 2-3   | 156-240 | 11-41-5 |
| 18  | 11/15 | @ Minnesota    | 0-6   | 46-84   | 2-16-0 | 58  | 2/14 | Los Angeles    | 6-4   | 162-244 | 12-41-5 |
| 19  | 11/17 | @ Calgary      | 4-5   | 50-89   | 2-17-0 | 59  | 2/16 | Hartford       | 6-5*  | 168-249 | 13-41-5 |
| 20  | 11/19 | @ Edmonton     | 4-13  | 54-102  | 2-18-0 | 60  | 2/18 | @ Philadelphia | 3-4   | 171-253 | 13-42-5 |
| 21  | 11/23 | @ Pittsburgh   | 1-4   | 55-106  | 2-19-0 | 61  | 2/19 | NY Islanders   | 4-5*  | 175-258 | 13-43-5 |
| 22  | 11/26 | @ Boston       | 2-6   | 57-112  | 2-20-0 | 62  | 2/22 | Winnipeg       | 5-8   | 180-266 | 13-44-5 |
| 23  | 11/29 | Chicago        | 3-2   | 60-114  | 3-20-0 | 63  | 2/25 | @ NY Islanders | 1-7   | 181-273 | 13-45-5 |
| 24  | 12/1  | @ Washington   | 4-8   | 64-122  | 3-21-0 | 64  | 2/28 | NY Rangers     | 3-3*  | 184-276 | 13-45-6 |
| 25  | 12/2  | Washington     | 2-2*  | 66-124  | 3-21-1 | 65  | 3/2  | Vancouver      | 4-2   | 188-278 | 14-45-6 |
| 26  | 12/4  | Detroit        | 6-0   | 72-124  | 4-21-1 | 66  | 3/4  | Los Angeles    | 5-3   | 193-281 | 15-45-6 |
| 27  | 12/7  | Winnipeg       | 6-3   | 78-127  | 5-21-1 | 67  | 3/6  | Pittsburgh     | 6-5   | 199-286 | 16-45-6 |
| 28  | 12/10 | Philadelphia   | 2-8   | 80-135  | 5-22-1 | 68  | 3/7  | @ Toronto      | 4-8   | 203-294 | 16-46-6 |
| 29  | 12/12 | @ NY Rangers   | 7-3   | 87-138  | 6-22-1 | 69  | 3/10 | @ St. Louis    | 5-6*  | 208-300 | 16-47-6 |
| 30  | 12/14 | @ Buffalo      | 3-3*  | 90-141  | 6-22-2 | 70  | 3/13 | NY Islanders   | 1-5   | 209-305 | 16-48-6 |
| 31  | 12/16 | @ Winnipeg     | 1-4   | 91-145  | 6-23-2 | 71  | 3/14 | @ Washington   | 3-3*  | 212-308 | 16-48-7 |
| 32  | 12/17 | @ Minnesota    | 2-0   | 93-145  | 7-23-2 | 72  | 3/17 | @ Boston       | 5-3   | 217-311 | 17-48-7 |
| 33  | 12/20 | Montreal       | 0-6   | 93-151  | 7-24-2 | 73  | 3/19 | Philadelphia   | 3-4   | 220-315 | 17-49-7 |
| 34  | 12/22 | @ Philadelphia | 0-5   | 93-156  | 7-25-2 | 74  | 3/20 | @ NY Islanders | 2-5   | 222-320 | 17-50-7 |
| 35  | 12/23 | Pittsburgh     | 5-6*  | 98-162  | 7-26-2 | 75  | 3/22 | NY Rangers     | 3-5   | 225-325 | 17-51-7 |
| 36  | 12/27 | St. Louis      | 4-5*  | 102-167 | 7-27-2 | 76  | 3/24 | Buffalo        | 0-6   | 225-331 | 17-52-7 |
| 37  | 12/29 | Detroit        | 1-6   | 103-173 | 7-28-2 | 77  | 3/25 | @ Philadelphia | 1-4   | 226-335 | 17-53-7 |
| 38  | 12/31 | Washington     | 2-3   | 105-176 | 7-29-2 | 78  | 3/28 | @ Washington   | 2-6   | 228-341 | 17-54-7 |
| 39  | 1/4   | @ NY Rangers   | 3-4*  | 108-180 | 7-30-2 | 79  | 3/30 | Philadelphia   | 2-6   | 230-347 | 17-55-7 |
| 40  | 1/6   | Pittsburgh     | 3-1   | 111-181 | 8-30-2 | 80  | 4/1  | Boston         | 1-3   | 231-350 | 17-56-7 |

\*Denotes overtime

(22-48-10, 54 pts., 5th Place, Patrick Division)

SCORING

| Player        | GP | G  | A  | PTS | PIM | +/- | PP | GW |                |    |    |    |    |     |     |   |   |  |
|---------------|----|----|----|-----|-----|-----|----|----|----------------|----|----|----|----|-----|-----|---|---|--|
| Mel Bridgman  | 80 | 22 | 39 | 61  | 105 | 16- | 5  | 3  | Greg Adams     | 36 | 12 | 9  | 21 | 14  | 14- | 5 | 0 |  |
| Aaron Broten  | 80 | 22 | 35 | 57  | 38  | 18- | 10 | 2  | Phil Russell   | 66 | 4  | 16 | 20 | 110 | 14- | 0 | 0 |  |
| Dave Pichette | 71 | 17 | 40 | 57  | 41  | 21- | 8  | 2  | Don Lever      | 67 | 10 | 8  | 18 | 31  | 29- | 0 | 1 |  |
| Kirk Muller   | 80 | 17 | 37 | 54  | 69  | 31- | 9  | 0  | Lave Lewis     | 74 | 3  | 9  | 12 | 78  | 30- | 0 | 2 |  |
| Tim Higgins   | 71 | 19 | 29 | 48  | 30  | 10- | 5  | 2  | Bob Lorimer    | 46 | 2  | 7  | 9  | 35  | 6   | 0 | 0 |  |
| Paul Gagne    | 79 | 24 | 19 | 43  | 28  | 11- | 3  | 1  | Rocky Trotter  | 33 | 5  | 3  | 8  | 2   | 3-  | 0 | 0 |  |
| Doug Sulliman | 57 | 22 | 16 | 38  | 4   | 11- | 6  | 1  | Bob Hoffmeyer  | 37 | 1  | 6  | 7  | 65  | 15- | 0 | 0 |  |
| Pat Verbeek   | 78 | 15 | 18 | 33  | 162 | 24- | 5  | 1  | Gary McAdam    | 4  | 1  | 1  | 2  | 0   | E   | 0 | 0 |  |
| John MacLean  | 61 | 13 | 20 | 33  | 44  | 12- | 1  | 4  | Rich Chernomaz | 3  | 0  | 2  | 2  | 2   | 2   | 0 | 0 |  |
| Bruce Driver  | 67 | 9  | 23 | 32  | 36  | 22- | 3  | 0  | Mitch Wilson   | 9  | 0  | 2  | 2  | 21  | 1   | 0 | 0 |  |
| Jan Ludvig    | 74 | 12 | 19 | 31  | 53  | 19- | 3  | 1  | Hannu Kamppuri | 13 | 0  | 1  | 1  | 2   | -   | 0 | 0 |  |
| Rick Meagher  | 71 | 11 | 20 | 31  | 22  | 13- | 1  | 1  | Ken Daneyko    | 1  | 0  | 0  | 0  | 10  | 1-  | 0 | 0 |  |
| Uli Hiemer    | 53 | 5  | 24 | 29  | 70  | 13- | 3  | 0  | Alan Hepple    | 1  | 0  | 0  | 0  | 0   | 2-  | 0 | 0 |  |
| Rich Preston  | 75 | 12 | 15 | 27  | 26  | 24- | 1  | 1  | Ron Low        | 26 | 0  | 0  | 0  | 21  | -   | 0 | 0 |  |
| Joe Cirella   | 66 | 6  | 18 | 24  | 141 | 44- | 2  | 0  | Glenn Resch    | 51 | 0  | 0  | 0  | 6   | -   | 0 | 0 |  |

GOALTENDERS

| Player         | GP | MIN  | GA  | EN | SO | AVG  | W  | L  | T | SA   | SAV% |
|----------------|----|------|-----|----|----|------|----|----|---|------|------|
| Ron Low        | 26 | 1327 | 85  | 1  | 1  | 3.84 | 6  | 11 | 4 | 628  | .864 |
| Glenn Resch    | 51 | 2893 | 200 | 4  | 0  | 4.15 | 15 | 27 | 5 | 1413 | .858 |
| Hannu Kamppuri | 13 | 635  | 54  | 2  | 0  | 5.10 | 1  | 10 | 1 | 351  | .845 |

RESULTS

| GM# | Date  | Opponent       | Score | GF-GA   | Record  | GM# | Date | Opponent       | Score | GF-GA   | Record   |
|-----|-------|----------------|-------|---------|---------|-----|------|----------------|-------|---------|----------|
| 1   | 10/12 | NY Islanders   | 7-2   | 7-2     | 1-0-0   | 41  | 1/12 | Washington     | 5-3   | 144-170 | 14-23-4  |
| 2   | 10/13 | @ Detroit      | 1-4   | 8-6     | 1-1-0   | 42  | 1/14 | @ NY Rangers   | 2-1   | 146-171 | 15-23-4  |
| 3   | 10/16 | @ NY Islanders | 4-6   | 12-12   | 1-2-0   | 43  | 1/15 | Boston         | 2-3   | 148-174 | 15-24-4  |
| 4   | 10/19 | Toronto        | 4-1   | 16-13   | 2-2-0   | 44  | 1/18 | NY Rangers     | 6-9   | 154-183 | 15-25-4  |
| 5   | 10/20 | @ St. Louis    | 3-8   | 19-21   | 2-3-0   | 45  | 1/19 | @ Montreal     | 4-4*  | 158-187 | 15-25-5  |
| 6   | 10/24 | @ Pittsburgh   | 5-2   | 24-23   | 3-3-0   | 46  | 1/23 | @ Calgary      | 3-6   | 161-193 | 15-26-5  |
| 7   | 10/25 | NY Rangers     | 2-11  | 26-34   | 3-4-0   | 47  | 1/25 | @ Edmonton     | 2-4   | 163-197 | 15-27-5  |
| 8   | 10/27 | Philadelphia   | 2-4   | 28-38   | 3-5-0   | 48  | 1/29 | @ Los Angeles  | 3-6   | 166-203 | 15-28-5  |
| 9   | 10/31 | Pittsburgh     | 6-7   | 34-45   | 3-6-0   | 49  | 1/31 | @ Philadelphia | 1-3   | 167-206 | 15-29-5  |
| 10  | 11/2  | Minnesota      | 2-2*  | 36-47   | 3-6-1   | 50  | 2/1  | NY Islanders   | 3-2   | 170-208 | 16-29-5  |
| 11  | 11/3  | @ Washington   | 4-6   | 40-53   | 3-7-1   | 51  | 2/3  | Detroit        | 5-5*  | 175-213 | 16-29-6  |
| 12  | 11/8  | Edmonton       | 2-3   | 42-56   | 3-8-1   | 52  | 2/7  | Pittsburgh     | 6-3   | 181-216 | 17-29-6  |
| 13  | 11/10 | Washington     | 2-2*  | 44-58   | 3-8-2   | 53  | 2/9  | @ Quebec       | 2-2*  | 183-218 | 17-29-7  |
| 14  | 11/15 | @ Boston       | 3-5   | 47-63   | 3-9-2   | 54  | 2/14 | Hartford       | 0-4   | 183-222 | 17-30-7  |
| 15  | 11/17 | @ Montreal     | 0-5   | 47-68   | 3-10-2  | 55  | 2/16 | @ Toronto      | 6-3   | 189-225 | 18-30-7  |
| 16  | 11/18 | @ NY Rangers   | 6-0   | 53-68   | 4-10-2  | 56  | 2/17 | @ Winnipeg     | 2-2*  | 191-227 | 18-30-8  |
| 17  | 11/21 | @ Los Angeles  | 1-8   | 54-76   | 4-11-2  | 57  | 2/19 | @ Vancouver    | 5-7   | 196-234 | 18-31-8  |
| 18  | 11/23 | @ Minnesota    | 4-5*  | 58-81   | 4-12-2  | 58  | 2/21 | Los Angeles    | 3-5   | 199-239 | 18-32-8  |
| 19  | 11/24 | @ Pittsburgh   | 5-3   | 63-84   | 5-12-2  | 59  | 2/23 | Calgary        | 1-5   | 200-244 | 18-33-8  |
| 20  | 11/27 | Minnesota      | 3-2   | 66-86   | 6-12-2  | 60  | 2/26 | Buffalo        | 3-4   | 203-248 | 18-34-8  |
| 21  | 11/29 | @ Philadelphia | 2-1   | 68-87   | 7-12-2  | 61  | 2/27 | @ Chicago      | 3-6   | 206-254 | 18-35-8  |
| 22  | 12/1  | Chicago        | 3-5   | 71-92   | 7-13-2  | 62  | 3/1  | Hartford       | 1-4   | 207-258 | 18-36-8  |
| 23  | 12/4  | @ Washington   | 1-4   | 72-96   | 7-14-2  | 63  | 3/3  | Philadelphia   | 5-2   | 212-260 | 19-36-8  |
| 24  | 12/7  | Calgary        | 3-3*  | 75-99   | 7-14-3  | 64  | 3/5  | @ Washington   | 1-4   | 213-264 | 19-37-8  |
| 25  | 12/8  | @ Quebec       | 3-7   | 78-106  | 7-15-3  | 65  | 3/7  | NY Islanders   | 4-4*  | 217-268 | 19-37-9  |
| 26  | 12/11 | @ NY Islanders | 7-5   | 85-111  | 8-15-3  | 66  | 3/9  | @ Detroit      | 8-5   | 225-273 | 20-37-9  |
| 27  | 12/13 | St. Louis      | 4-4*  | 89-115  | 8-15-4  | 67  | 3/10 | @ Winnipeg     | 1-7   | 226-280 | 20-38-9  |
| 28  | 12/15 | Quebec         | 8-3   | 97-118  | 9-15-4  | 68  | 3/12 | Winnipeg       | 3-6   | 229-286 | 20-39-9  |
| 29  | 12/17 | Edmonton       | 5-2   | 102-120 | 10-15-4 | 69  | 3/14 | Boston         | 4-7   | 233-293 | 20-40-9  |
| 30  | 12/19 | @ Pittsburgh   | 3-2   | 105-122 | 11-15-4 | 70  | 3/17 | @ NY Rangers   | 3-7   | 236-300 | 20-41-9  |
| 31  | 12/20 | @ Philadelphia | 4-8   | 109-130 | 11-16-4 | 71  | 3/19 | @ Washington   | 1-4   | 237-304 | 20-42-9  |
| 32  | 12/22 | NY Rangers     | 3-5   | 112-135 | 11-17-4 | 72  | 3/21 | Vancouver      | 2-3   | 239-307 | 20-43-9  |
| 33  | 12/26 | @ Hartford     | 3-5   | 115-140 | 11-18-4 | 73  | 3/23 | Philadelphia   | 3-5   | 242-312 | 20-44-9  |
| 34  | 12/27 | Toronto        | 4-1   | 119-141 | 12-18-4 | 74  | 3/27 | @ Pittsburgh   | 3-4   | 245-316 | 20-45-9  |
| 35  | 12/29 | Buffalo        | 1-2   | 120-143 | 12-19-4 | 75  | 3/28 | Washington     | 3-2   | 248-318 | 21-45-9  |
| 36  | 12/31 | @ Buffalo      | 4-6   | 124-149 | 12-20-4 | 76  | 3/30 | Pittsburgh     | 6-4   | 254-322 | 22-45-9  |
| 37  | 1/3   | Vancouver      | 4-6   | 128-155 | 12-21-4 | 77  | 4/2  | @ St. Louis    | 4-8   | 258-330 | 22-46-9  |
| 38  | 1/5   | Montreal       | 5-4   | 133-159 | 13-21-4 | 78  | 4/3  | @ Chicago      | 0-5   | 258-335 | 22-47-9  |
| 39  | 1/6   | @ NY Rangers   | 4-5*  | 137-164 | 13-22-4 | 79  | 4/6  | @ NY Islanders | 5-5*  | 263-340 | 22-47-10 |
| 40  | 1/10  | NY Islanders   | 2-3   | 139-167 | 13-23-4 | 80  | 4/7  | Philadelphia   | 1-6   | 264-346 | 22-48-10 |

\*Denotes overtime

(28-49-3, 59 pts., 6th Place, Patrick Division)

**SCORING**

| Player         | GP | G  | A  | PTS | PIM | +/- | PP | GW | Player | GP               | G  | A | PTS | PIM | +/- | PP | GW |   |   |   |
|----------------|----|----|----|-----|-----|-----|----|----|--------|------------------|----|---|-----|-----|-----|----|----|---|---|---|
| Greg Adams     | 78 | 35 | 42 | 77  | 30  | 8   | -  | 10 | 2      | Dave Lewis       | 69 | 0 | 15  | 15  | 81  | E  | 0  | 0 |   |   |
| Kirk Muller    | 77 | 25 | 41 | 66  | 45  | 19  | -  | 5  | 1      | Jan Ludvig       | 42 | 5 | 9   | 14  | 63  | 16 | -  | 0 | 0 |   |
| Mel Bridgman   | 78 | 23 | 40 | 63  | 80  | 4   | -  | 5  | 1      | Ken Daneyko      | 44 | 0 | 10  | 10  | 100 | 1  | -  | 0 | 0 |   |
| Mark Johnson   | 80 | 21 | 41 | 62  | 16  | 13  | -  | 6  | 3      | Randy Velischeck | 47 | 2 | 7   | 9   | 39  | 20 | -  | 0 | 0 |   |
| John MacLean   | 74 | 21 | 36 | 57  | 112 | 3   | -  | 1  | 4      | Phil Russell     | 30 | 2 | 3   | 5   | 51  | 17 | -  | 0 | 0 |   |
| Pat Verbeek    | 76 | 25 | 28 | 53  | 79  | 24  | -  | 4  | 0      | Bob Lorimer      | 46 | 2 | 2   | 4   | 52  | 13 | -  | 0 | 0 |   |
| Doug Sulliman  | 73 | 21 | 22 | 43  | 20  | 10  | -  | 6  | 5      | Dan Dorion       | 3  | 1 | 1   | 2   | 0   | 1  | -  | 0 | 0 |   |
| Peter McNab    | 71 | 19 | 24 | 43  | 14  | 11  | -  | 6  | 0      | Pat Conacher     | 2  | 0 | 2   | 2   | 2   | E  | 0  | 0 |   |   |
| Aaron Broten   | 66 | 18 | 25 | 43  | 26  | 2   | -  | 4  | 1      | Don Dietrich     | 11 | 0 | 2   | 2   | 10  | 8  | -  | 0 | 0 |   |
| Rich Preston   | 76 | 19 | 22 | 41  | 65  | 3   | -  | 3  | 2      | Alain Chevrier   | 37 | 0 | 2   | 2   | 0   | -  | 0  | 0 | 0 |   |
| Paul Gagne     | 47 | 19 | 19 | 38  | 14  | 15  | -  | 4  | 3      | Craig Billington | 18 | 0 | 1   | 1   | 0   | -  | 0  | 0 | 0 |   |
| Joe Cirella    | 66 | 6  | 23 | 29  | 147 | 12  | -  | 2  | 0      | Murray Brumwell  | 1  | 0 | 0   | 0   | 0   | 1  | -  | 0 | 0 |   |
| Tim Higgins    | 59 | 9  | 17 | 26  | 47  | 6   | -  | 2  | 1      | Alan Hepple      | 1  | 0 | 0   | 0   | 0   | E  | 0  | 0 | 0 |   |
| Uli Hiemer     | 50 | 8  | 16 | 24  | 61  | 1   | -  | 6  | 1      | Kirk McLean      | 2  | 0 | 0   | 0   | 0   | 0  | -  | 0 | 0 |   |
| Dave Pichette  | 33 | 7  | 12 | 19  | 22  | 11  | -  | 4  | 1      | Sam St. Laurent  | 4  | 0 | 0   | 0   | 0   | 0  | -  | 0 | 0 |   |
| Perry Anderson | 51 | 7  | 12 | 19  | 91  | 7   | -  | 1  | 1      | Al Stewart       | 4  | 0 | 0   | 0   | 0   | 21 | 1  | - | 0 | 0 |
| Bruce Driver   | 40 | 3  | 15 | 18  | 32  | 9   | -  | 1  | 1      | Glenn Resch      | 31 | 0 | 0   | 0   | 14  | -  | 0  | 0 | 0 |   |
| Craig Wolanin  | 44 | 2  | 16 | 18  | 74  | 7   | -  | 0  | 1      |                  |    |   |     |     |     |    |    |   |   |   |

**GOALTENDERS**

|                  | GP | MIN  | GA  | EN | SO | AVG  | W  | L  | T | SA  | SAV% |
|------------------|----|------|-----|----|----|------|----|----|---|-----|------|
| Sam St. Laurent  | 4  | 188  | 13  | 0  | 1  | 4.15 | 2  | 1  | 0 | 111 | .883 |
| Glenn Resch      | 31 | 1769 | 126 | 4  | 0  | 4.27 | 10 | 20 | 0 | 885 | .857 |
| Alain Chevrier   | 37 | 1863 | 143 | 0  | 0  | 4.61 | 11 | 19 | 2 | 951 | .850 |
| Craig Billington | 18 | 901  | 77  | 0  | 0  | 5.13 | 4  | 9  | 1 | 482 | .840 |
| Kirk McLean      | 2  | 111  | 11  | 0  | 0  | 5.95 | 1  | 0  | 0 | 59  | .814 |

**RESULTS**

| GM# | Date  | Opponent       | Score | GF-GA   | Record  | GM# | Date | Opponent       | Score | GF-GA   | Record  |
|-----|-------|----------------|-------|---------|---------|-----|------|----------------|-------|---------|---------|
| 1   | 10/10 | @ Philadelphia | 6-5   | 6-5     | 1-0-0   | 41  | 1/14 | @ Philadelphia | 2-3   | 153-195 | 14-26-1 |
| 2   | 10/12 | Washington     | 4-1   | 10-6    | 2-0-0   | 42  | 1/15 | @ Detroit      | 4-3*  | 157-198 | 15-26-1 |
| 3   | 10/13 | @ NY Rangers   | 3-2*  | 13-8    | 3-0-0   | 43  | 1/17 | Washington     | 3-4   | 160-202 | 15-27-1 |
| 4   | 10/17 | Hartford       | 3-4*  | 16-12   | 3-1-0   | 44  | 1/19 | Buffalo        | 3-6   | 163-208 | 15-28-1 |
| 5   | 10/19 | @ St. Louis    | 3-4   | 19-16   | 3-2-0   | 45  | 1/21 | @ Vancouver    | 3-5   | 166-213 | 15-29-1 |
| 6   | 10/23 | @ NY Rangers   | 1-5   | 20-21   | 3-3-0   | 46  | 1/22 | @ Calgary      | 6-6*  | 172-219 | 15-29-2 |
| 7   | 10/24 | Chicago        | 4-6   | 24-27   | 3-4-0   | 47  | 1/24 | @ Edmonton     | 6-7*  | 178-226 | 15-30-2 |
| 8   | 10/26 | Los Angeles    | 5-2   | 29-29   | 4-4-0   | 48  | 1/27 | @ Minnesota    | 2-6   | 180-232 | 15-31-2 |
| 9   | 10/29 | Boston         | 4-6   | 33-35   | 4-5-0   | 49  | 1/29 | Pittsburgh     | 1-4   | 181-236 | 15-32-2 |
| 10  | 10/31 | Detroit        | 2-2*  | 35-37   | 4-5-1   | 50  | 2/1  | @ Washington   | 4-5   | 185-241 | 15-33-2 |
| 11  | 11/2  | NY Rangers     | 6-5*  | 41-42   | 5-5-1   | 51  | 2/2  | NY Islanders   | 2-3*  | 187-244 | 15-34-2 |
| 12  | 11/6  | Calgary        | 2-5   | 43-47   | 5-6-1   | 52  | 2/6  | Edmonton       | 4-6   | 191-250 | 15-35-2 |
| 13  | 11/8  | Pittsburgh     | 5-3   | 48-50   | 6-6-1   | 53  | 2/8  | @ Pittsburgh   | 0-4   | 191-254 | 15-36-2 |
| 14  | 11/9  | @ NY Islanders | 2-3   | 50-53   | 6-7-1   | 54  | 2/9  | @ Hartford     | 6-3   | 197-257 | 16-36-2 |
| 15  | 11/15 | @ Winnipeg     | 3-5   | 53-58   | 6-8-1   | 55  | 2/13 | Montreal       | 4-3   | 201-260 | 17-36-2 |
| 16  | 11/16 | @ Calgary      | 2-7   | 55-65   | 6-9-1   | 56  | 2/15 | @ NY Islanders | 5-6   | 206-266 | 17-37-2 |
| 17  | 11/19 | @ Los Angeles  | 6-3   | 61-68   | 7-9-1   | 57  | 2/16 | Pittsburgh     | 5-5*  | 211-271 | 17-37-3 |
| 18  | 11/22 | @ Vancouver    | 6-5   | 67-73   | 8-9-1   | 58  | 2/20 | Quebec         | 4-3*  | 215-274 | 18-37-3 |
| 19  | 11/23 | @ Edmonton     | 2-3   | 69-76   | 8-10-1  | 59  | 2/22 | Los Angeles    | 2-5   | 217-279 | 18-38-3 |
| 20  | 11/26 | Winnipeg       | 4-3   | 73-79   | 9-10-1  | 60  | 2/26 | NY Islanders   | 7-2   | 224-281 | 19-38-3 |
| 21  | 11/30 | Washington     | 2-6   | 75-85   | 9-11-1  | 61  | 3/1  | @ Boston       | 3-8   | 227-289 | 19-39-3 |
| 22  | 12/1  | @ Boston       | 2-4   | 77-89   | 9-12-1  | 62  | 3/2  | Winnipeg       | 6-4   | 233-293 | 20-39-3 |
| 23  | 12/4  | @ Toronto      | 7-10  | 84-99   | 9-13-1  | 63  | 3/4  | @ Washington   | 2-4   | 235-297 | 20-40-3 |
| 24  | 12/6  | Vancouver      | 4-1   | 88-100  | 10-13-1 | 64  | 3/6  | Detroit        | 7-2   | 242-299 | 21-40-3 |
| 25  | 12/7  | @ Pittsburgh   | 5-1   | 93-101  | 11-13-1 | 65  | 3/8  | Philadelphia   | 7-3   | 249-302 | 22-40-3 |
| 26  | 12/9  | @ Minnesota    | 6-4   | 99-105  | 12-13-1 | 66  | 3/9  | @ Buffalo      | 3-4   | 252-306 | 22-41-3 |
| 27  | 12/11 | NY Rangers     | 2-4   | 101-109 | 12-14-1 | 67  | 3/11 | NY Rangers     | 3-6   | 255-312 | 22-42-3 |
| 28  | 12/14 | @ Quebec       | 3-9   | 104-118 | 12-15-1 | 68  | 3/13 | Toronto        | 4-7   | 259-319 | 22-43-3 |
| 29  | 12/15 | St. Louis      | 2-3   | 106-121 | 12-16-1 | 69  | 3/15 | @ NY Islanders | 1-3   | 260-322 | 22-44-3 |
| 30  | 12/17 | Philadelphia   | 7-4   | 113-125 | 13-16-1 | 70  | 3/16 | @ Philadelphia | 1-4   | 261-326 | 22-45-3 |
| 31  | 12/19 | @ Philadelphia | 3-6   | 116-131 | 13-17-1 | 71  | 3/19 | Pittsburgh     | 3-7   | 264-333 | 22-46-3 |
| 32  | 12/21 | @ Hartford     | 6-7   | 122-138 | 13-18-1 | 72  | 3/21 | @ Buffalo      | 6-3   | 270-336 | 23-46-3 |
| 33  | 12/22 | Minnesota      | 3-8   | 125-146 | 13-19-1 | 73  | 3/22 | @ Toronto      | 6-3   | 276-339 | 24-46-3 |
| 34  | 12/27 | Montreal       | 3-7   | 128-153 | 13-20-1 | 74  | 3/25 | NY Rangers     | 4-5   | 280-344 | 24-47-3 |
| 35  | 12/28 | @ Montreal     | 3-8   | 131-161 | 13-21-1 | 75  | 3/27 | St. Louis      | 1-0   | 281-344 | 25-47-3 |
| 36  | 1/3   | Washington     | 2-3   | 133-164 | 13-22-1 | 76  | 3/29 | Chicago        | 3-2   | 284-346 | 26-47-3 |
| 37  | 1/4   | @ Washington   | 3-9   | 136-173 | 13-23-1 | 77  | 3/31 | @ NY Rangers   | 0-9   | 284-355 | 26-48-3 |
| 38  | 1/6   | @ Pittsburgh   | 3-4   | 139-177 | 13-24-1 | 78  | 4/2  | Quebec         | 6-5   | 290-360 | 27-48-3 |
| 39  | 1/8   | @ Chicago      | 8-7   | 147-184 | 14-24-1 | 79  | 4/5  | @ NY Islanders | 1-7   | 291-367 | 27-49-3 |
| 40  | 1/11  | Philadelphia   | 4-8   | 151-192 | 14-25-1 | 80  | 4/6  | NY Islanders   | 9-7   | 300-374 | 28-49-3 |

\*Denotes overtime

(29-45-6, 64 pts., 6th Place, Patrick Division)

**SCORING**

| Player           | GP | G  | A  | PTS | PIM | +/- | PP | GW | Player           | GP | G | A  | PTS | PIM | +/- | PP | GW |
|------------------|----|----|----|-----|-----|-----|----|----|------------------|----|---|----|-----|-----|-----|----|----|
| Aaron Broten     | 80 | 26 | 53 | 79  | 36  | 5   | 6  | 3  | Jan Ludvig       | 47 | 7 | 9  | 16  | 96  | 5-  | 1  | 0  |
| Kirk Muller      | 79 | 26 | 50 | 76  | 75  | 7-  | 10 | 4  | Ken Daneyko      | 79 | 2 | 12 | 14  | 183 | 14- | 0  | 0  |
| John MacLean     | 80 | 31 | 36 | 67  | 120 | 23- | 9  | 4  | Rich Chernomaz   | 25 | 6 | 4  | 10  | 8   | 11- | 2  | 0  |
| Pat Verbeek      | 74 | 35 | 24 | 59  | 120 | 23- | 17 | 5  | Craig Wolanin    | 68 | 4 | 6  | 10  | 109 | 31- | 0  | 0  |
| Doug Sulliman    | 78 | 27 | 26 | 53  | 14  | 17- | 4  | 4  | Gord Mark        | 36 | 3 | 5  | 8   | 82  | 4-  | 0  | 0  |
| Mark Johnson     | 68 | 25 | 26 | 51  | 22  | 21- | 11 | 0  | Steve Richmond   | 44 | 1 | 7  | 8   | 143 | 12- | 0  | 0  |
| Greg Adams       | 72 | 20 | 27 | 47  | 19  | 16- | 6  | 1  | Tim Lenardon     | 7  | 1 | 1  | 2   | 0   | 2-  | 0  | 0  |
| Claude Loiselle  | 75 | 16 | 24 | 40  | 137 | 7-  | 2  | 3  | Tom Blomqvist    | 20 | 0 | 2  | 2   | 29  | 3-  | 0  | 0  |
| Mel Bridgman     | 51 | 8  | 31 | 39  | 80  | 8-  | 1  | 1  | Al Stewart       | 7  | 1 | 0  | 1   | 26  | 4-  | 0  | 0  |
| Bruce Driver     | 74 | 6  | 28 | 34  | 36  | 26- | 0  | 0  | Doug Brown       | 4  | 0 | 1  | 1   | 0   | 4-  | 0  | 0  |
| Joe Cirella      | 65 | 9  | 22 | 31  | 111 | 19- | 6  | 0  | Karl Friesen     | 4  | 0 | 1  | 0   | 1   | 0   | 0  | 0  |
| Andy Brickley    | 51 | 11 | 12 | 23  | 8   | 15- | 1  | 0  | Murray Brumwell  | 1  | 0 | 0  | 0   | 2   | 1   | 0  | 0  |
| Peter McNab      | 46 | 8  | 12 | 20  | 8   | 14- | 2  | 2  | Kirk McLean      | 4  | 0 | 0  | 0   | 0   | 0   | 0  | 0  |
| Uli Hiemer       | 40 | 6  | 14 | 20  | 45  | 6-  | 2  | 1  | Chris Terreri    | 7  | 0 | 0  | 0   | 0   | 0   | 0  | 0  |
| Anders Carlsson  | 48 | 2  | 18 | 20  | 14  | 11- | 0  | 0  | Craig Billington | 22 | 0 | 0  | 0   | 12  | -   | 0  | 0  |
| Perry Anderson   | 57 | 10 | 9  | 19  | 107 | 13- | 2  | 1  | Alain Chevrier   | 58 | 0 | 0  | 0   | 17  | -   | 0  | 0  |
| Randy Velischeck | 64 | 2  | 16 | 18  | 52  | 12- | 0  | 0  |                  |    |   |    |     |     |     |    |    |

**GOALTENDERS**

|                  | GP | MIN  | GA  | EN | SO | AVG  | W  | L  | T | SA   | SAV% |
|------------------|----|------|-----|----|----|------|----|----|---|------|------|
| Kirk McLean      | 4  | 160  | 10  | 1  | 0  | 3.75 | 1  | 1  | 0 | 73   | .861 |
| Alain Chevrier   | 58 | 3153 | 227 | 3  | 0  | 4.32 | 24 | 26 | 2 | 1793 | .873 |
| Chris Terreri    | 7  | 286  | 21  | 1  | 0  | 4.41 | 0  | 3  | 1 | 173  | .878 |
| Craig Billington | 22 | 1114 | 89  | 0  | 0  | 4.79 | 4  | 13 | 2 | 569  | .844 |
| Karl Friesen     | 4  | 130  | 16  | 0  | 0  | 7.38 | 0  | 2  | 1 | 80   | .800 |

**RESULTS**

| GM# | Date  | Opponent       | Score | GF-GA   | Record  | GM# | Date | Opponent       | Score | GF-GA   | Record  |
|-----|-------|----------------|-------|---------|---------|-----|------|----------------|-------|---------|---------|
| 1   | 10/9  | @ NY Rangers   | 5-3   | 5-3     | 1-0-0   | 41  | 1/8  | Quebec         | 4-4*  | 149-189 | 16-21-4 |
| 2   | 10/11 | Boston         | 5-4   | 10-7    | 2-0-0   | 42  | 1/10 | Washington     | 2-2*  | 151-191 | 16-21-5 |
| 3   | 10/15 | Vancouver      | 3-2   | 13-9    | 3-0-0   | 43  | 1/12 | Hartford       | 7-5   | 158-196 | 17-21-5 |
| 4   | 10/17 | Toronto        | 2-3   | 15-12   | 3-1-0   | 44  | 1/14 | @ Chicago      | 3-1   | 161-197 | 18-21-5 |
| 5   | 10/18 | @ Pittsburgh   | 4-8   | 19-20   | 3-2-0   | 45  | 1/16 | Winnipeg       | 4-5   | 165-202 | 18-22-5 |
| 6   | 10/21 | @ NY Islanders | 3-6   | 22-26   | 3-3-0   | 46  | 1/18 | Washington     | 1-6   | 166-208 | 18-23-5 |
| 7   | 10/23 | Los Angeles    | 5-3   | 27-29   | 4-3-0   | 47  | 1/20 | @ Washington   | 3-6   | 169-214 | 18-24-5 |
| 8   | 10/25 | @ Washington   | 1-2   | 28-31   | 4-4-0   | 48  | 1/22 | Calgary        | 7-5   | 176-219 | 19-24-5 |
| 9   | 10/29 | @ Pittsburgh   | 8-6   | 36-37   | 5-4-0   | 49  | 1/24 | Philadelphia   | 4-3   | 180-222 | 20-24-5 |
| 10  | 10/30 | NY Islanders   | 7-6*  | 43-43   | 6-4-0   | 50  | 1/26 | @ NY Rangers   | 3-6   | 183-228 | 20-25-5 |
| 11  | 11/1  | Buffalo        | 1-3   | 44-46   | 6-5-0   | 51  | 1/28 | @ Los Angeles  | 2-6   | 185-234 | 20-26-5 |
| 12  | 11/4  | @ Philadelphia | 1-7   | 45-53   | 6-6-0   | 52  | 1/30 | @ Vancouver    | 4-3   | 189-237 | 21-26-5 |
| 13  | 11/6  | Philadelphia   | 5-5*  | 50-58   | 6-6-1   | 53  | 1/31 | @ Calgary      | 3-5   | 192-242 | 21-27-5 |
| 14  | 11/9  | @ Winnipeg     | 1-8   | 51-66   | 6-7-1   | 54  | 2/7  | Philadelphia   | 3-2   | 195-244 | 22-27-5 |
| 15  | 11/12 | Detroit        | 5-3   | 56-69   | 7-7-1   | 55  | 2/8  | Pittsburgh     | 1-2*  | 196-246 | 22-28-5 |
| 16  | 11/14 | Pittsburgh     | 5-4   | 61-73   | 8-7-1   | 56  | 2/14 | @ Detroit      | 1-5   | 197-251 | 22-29-5 |
| 17  | 11/15 | @ Boston       | 5-5*  | 66-78   | 8-7-2   | 57  | 2/18 | Hartford       | 3-6   | 200-257 | 22-30-5 |
| 18  | 11/17 | NY Rangers     | 3-2   | 69-80   | 9-7-2   | 58  | 2/21 | @ Pittsburgh   | 6-5   | 206-262 | 23-30-5 |
| 19  | 11/19 | @ Detroit      | 4-3   | 73-83   | 10-7-2  | 59  | 2/22 | NY Islanders   | 0-7   | 206-269 | 23-31-5 |
| 20  | 11/22 | @ Minnesota    | 2-6   | 75-89   | 10-8-2  | 60  | 2/25 | Edmonton       | 4-2   | 210-271 | 24-31-5 |
| 21  | 11/23 | @ Chicago      | 3-5   | 78-94   | 10-9-2  | 61  | 2/28 | @ Montreal     | 2-3   | 212-274 | 24-32-5 |
| 22  | 11/26 | @ St. Louis    | 5-1   | 83-95   | 11-9-2  | 62  | 3/1  | @ Hartford     | 5-5*  | 217-279 | 24-32-6 |
| 23  | 11/29 | @ Los Angeles  | 6-9   | 89-104  | 11-10-2 | 63  | 3/3  | @ Washington   | 2-3   | 219-282 | 24-33-6 |
| 24  | 12/2  | NY Rangers     | 8-5   | 97-109  | 12-10-2 | 64  | 3/5  | @ Buffalo      | 4-6   | 223-288 | 24-34-6 |
| 25  | 12/4  | Minnesota      | 3-5   | 100-114 | 12-11-2 | 65  | 3/7  | Chicago        | 3-4   | 226-292 | 24-35-6 |
| 26  | 12/6  | Buffalo        | 4-3   | 104-117 | 13-11-2 | 66  | 3/8  | @ Philadelphia | 3-7   | 229-299 | 24-36-6 |
| 27  | 12/9  | @ Washington   | 2-4   | 106-121 | 13-12-2 | 67  | 3/11 | Philadelphia   | 4-6   | 233-305 | 24-37-6 |
| 28  | 12/11 | NY Islanders   | 4-8   | 110-129 | 13-13-2 | 68  | 3/13 | NY Islanders   | 4-1   | 237-306 | 25-37-6 |
| 29  | 12/13 | @ NY Islanders | 4-4   | 112-133 | 13-14-2 | 69  | 3/14 | @ NY Islanders | 6-7*  | 243-313 | 25-38-6 |
| 30  | 12/14 | Montreal       | 2-2   | 116-135 | 14-14-2 | 70  | 3/17 | @ Edmonton     | 4-7   | 247-320 | 25-39-6 |
| 31  | 12/17 | Toronto        | 3-2*  | 119-137 | 15-14-2 | 71  | 3/18 | @ Winnipeg     | 3-4*  | 250-324 | 25-40-6 |
| 32  | 12/19 | Washington     | 6-4   | 125-141 | 16-14-2 | 72  | 3/21 | @ St. Louis    | 7-6*  | 257-330 | 26-40-6 |
| 33  | 12/20 | @ Montreal     | 2-5   | 127-146 | 16-15-2 | 73  | 3/23 | Edmonton       | 6-7   | 263-337 | 26-41-6 |
| 34  | 12/23 | @ NY Rangers   | 5-8   | 132-154 | 16-16-2 | 74  | 3/25 | @ NY Rangers   | 8-2   | 271-339 | 27-41-6 |
| 35  | 12/26 | NY Rangers     | 4-7   | 136-161 | 16-17-2 | 75  | 3/27 | Minnesota      | 5-2   | 276-341 | 28-41-6 |
| 36  | 12/27 | @ Quebec       | 2-2*  | 138-163 | 16-17-3 | 76  | 3/29 | St. Louis      | 1-4   | 277-345 | 28-42-6 |
| 37  | 12/30 | Calgary        | 3-4   | 141-167 | 16-18-3 | 77  | 3/31 | Pittsburgh     | 5-3   | 282-348 | 29-42-6 |
| 38  | 1/2   | Boston         | 2-7   | 143-174 | 16-19-3 | 78  | 4/2  | @ Pittsburgh   | 2-6   | 284-354 | 29-43-6 |
| 39  | 1/3   | @ Toronto      | 2-7   | 145-181 | 16-20-3 | 79  | 4/4  | @ Quebec       | 4-8   | 288-362 | 29-44-6 |
| 40  | 1/6   | @ Philadelphia | 0-4   | 145-185 | 16-21-3 | 80  | 4/5  | Washington     | 5-6*  | 293-368 | 29-45-6 |

\*Denotes overtime



**(38-36-6, 82 pts., 4th Place, Patrick Division)**

**SCORING**

| Player           | GP | G  | A  | PTS | PIM | +/- | PP | GW | Player          | GP | G | A  | PTS | PIM | +/- | PP | GW |
|------------------|----|----|----|-----|-----|-----|----|----|-----------------|----|---|----|-----|-----|-----|----|----|
| Kirk Muller      | 80 | 37 | 57 | 94  | 114 | 19  | 17 | 1  | Jim Korn        | 52 | 8 | 13 | 21  | 140 | 22- | 3  | 0  |
| Aaron Broten     | 80 | 26 | 57 | 83  | 80  | 20  | 7  | 4  | Ken Daneyko     | 80 | 5 | 7  | 12  | 239 | 3-  | 1  | 0  |
| Pat Verbeek      | 73 | 46 | 31 | 77  | 227 | 29  | 13 | 8  | Randy Veliscek  | 51 | 3 | 9  | 12  | 66  | 13- | 0  | 0  |
| Bruce Driver     | 74 | 15 | 40 | 55  | 68  | 7   | 7  | 0  | Perry Anderson  | 60 | 4 | 6  | 10  | 222 | 8-  | 1  | 0  |
| Patrik Sundstrom | 78 | 15 | 36 | 51  | 42  | 16- | 9  | 0  | Pat Conacher    | 24 | 2 | 5  | 7   | 12  | 8   | 0  | 0  |
| John MacLean     | 76 | 23 | 16 | 39  | 147 | 10- | 12 | 4  | David Maley     | 44 | 4 | 2  | 6   | 65  | 13- | 1  | 1  |
| Joe Cirella      | 80 | 8  | 31 | 39  | 191 | 15  | 2  | 2  | George McPhee   | 5  | 3 | 0  | 3   | 8   | 2   | 0  | 1  |
| Claude Loiselle  | 68 | 17 | 18 | 35  | 121 | 7   | 3  | 2  | Gord Mark       | 19 | 0 | 2  | 2   | 27  | 13- | 0  | 0  |
| Tom Kurvers      | 56 | 5  | 29 | 34  | 46  | 6   | 2  | 1  | Chris Cichocki  | 5  | 1 | 0  | 1   | 2   | 1   | 0  | 0  |
| Mark Johnson     | 54 | 14 | 19 | 33  | 14  | 10- | 2  | 3  | Anders Carlsson | 9  | 1 | 0  | 1   | 0   | 5-  | 0  | 0  |
| Craig Wolanin    | 78 | 6  | 25 | 31  | 170 | E   | 1  | 3  | Murray Brumwell | 3  | 0 | 1  | 1   | 2   | E   | 0  | 0  |
| Doug Sulliman    | 59 | 16 | 14 | 30  | 22  | 8-  | 8  | 0  | Sean Burke      | 13 | 0 | 1  | 1   | 6   | -   | 0  | 0  |
| Jack O'Callahan  | 50 | 7  | 19 | 26  | 97  | 3-  | 4  | 1  | Bob Sauve       | 34 | 0 | 1  | 1   | 4   | -   | 0  | 0  |
| Brendan Shanahan | 65 | 7  | 19 | 26  | 131 | 20- | 2  | 2  | Alain Chevrier  | 45 | 0 | 1  | 1   | 8   | -   | 0  | 0  |
| Doug Brown       | 70 | 14 | 11 | 25  | 20  | 7   | 1  | 2  | Dan Dorion      | 1  | 0 | 0  | 0   | 2   | E   | 0  | 0  |
| Andy Brickley    | 45 | 8  | 14 | 22  | 14  | 1   | 2  | 3  | Al Stewart      | 1  | 0 | 0  | 0   | 0   | 2   | 0  | 0  |

**GOALTENDERS**

|                | GP | MIN  | GA  | EN | SO | AVG  | W  | L  | T | SA   | SAV% |
|----------------|----|------|-----|----|----|------|----|----|---|------|------|
| Sean Burke     | 13 | 689  | 35  | 0  | 1  | 3.05 | 10 | 1  | 0 | 300  | .883 |
| Bob Sauve      | 34 | 1804 | 107 | 2  | 0  | 3.56 | 10 | 16 | 3 | 823  | .870 |
| Alain Chevrier | 45 | 2354 | 148 | 4  | 1  | 3.77 | 18 | 19 | 3 | 1117 | .867 |

**RESULTS**

| GM# | Date  | Opponent      | Score | GF-GA   | Record  | GM# | Date | Opponent      | Score | GF-GA   | Record  |
|-----|-------|---------------|-------|---------|---------|-----|------|---------------|-------|---------|---------|
| 1   | 10/9  | Pittsburgh    | 6-3   | 6-3     | 1-0-0   | 41  | 1/7  | Vancouver     | 3-6   | 135-147 | 18-18-5 |
| 2   | 10/10 | @Toronto      | 2-5   | 8-8     | 1-1-0   | 42  | 1/9  | @Minnesota    | 4-3   | 139-150 | 19-18-5 |
| 3   | 10/14 | Hartford      | 3-1   | 11-9    | 2-1-0   | 43  | 1/10 | @Philadelphia | 7-5   | 146-155 | 20-18-5 |
| 4   | 10/16 | Montreal      | 4-3   | 15-12   | 3-1-0   | 44  | 1/13 | Quebec        | 3-5   | 149-160 | 20-19-5 |
| 5   | 10/17 | @Hartford     | 3-4*  | 18-16   | 3-2-0   | 45  | 1/15 | Toronto       | 7-3   | 156-163 | 21-19-5 |
| 6   | 10/21 | @Pittsburgh   | 5-4   | 23-20   | 4-2-0   | 46  | 1/16 | @NY Islanders | 2-4   | 158-167 | 21-20-5 |
| 7   | 10/23 | NY Islanders  | 5-3   | 28-23   | 5-2-0   | 47  | 1/19 | @Washington   | 4-6   | 162-173 | 21-21-5 |
| 8   | 10/24 | @NY Islanders | 1-2   | 29-25   | 5-3-0   | 48  | 1/21 | Detroit       | 2-3*  | 164-176 | 21-22-5 |
| 9   | 10/27 | Philadelphia  | 4-0   | 33-25   | 6-3-0   | 49  | 1/22 | @Buffalo      | 3-7   | 167-183 | 21-23-5 |
| 10  | 10/31 | Edmonton      | 6-5   | 39-30   | 7-3-0   | 50  | 1/25 | Buffalo       | 2-5   | 169-188 | 21-24-5 |
| 11  | 11/3  | @NY Islanders | 3-6   | 42-36   | 7-4-0   | 51  | 1/28 | Pittsburgh    | 6-3   | 175-191 | 22-24-5 |
| 12  | 11/5  | St. Louis     | 5-3   | 47-39   | 8-4-0   | 52  | 1/29 | Chicago       | 3-2*  | 178-193 | 23-24-5 |
| 13  | 11/7  | Washington    | 4-1   | 51-40   | 9-4-0   | 53  | 2/1  | @Calgary      | 5-4   | 183-197 | 24-24-5 |
| 14  | 11/8  | @Philadelphia | 3-3*  | 54-43   | 9-4-1   | 54  | 2/3  | @Edmonton     | 5-8   | 188-205 | 24-25-5 |
| 15  | 11/10 | @NY Rangers   | 3-2   | 57-45   | 10-4-1  | 55  | 2/5  | @Vancouver    | 1-5   | 189-210 | 24-26-5 |
| 16  | 11/12 | Winnipeg      | 1-1*  | 58-46   | 10-4-2  | 56  | 2/7  | @Boston       | 3-6   | 192-216 | 24-27-5 |
| 17  | 11/14 | Detroit       | 4-6   | 62-52   | 10-5-2  | 57  | 2/11 | Montreal      | 4-2   | 196-218 | 25-27-5 |
| 18  | 11/18 | Philadelphia  | 4-3   | 66-55   | 11-5-2  | 58  | 2/12 | @Detroit      | 3-4   | 199-222 | 25-28-5 |
| 19  | 11/20 | Chicago       | 5-2   | 71-57   | 12-5-2  | 59  | 2/14 | @Toronto      | 7-2   | 206-224 | 26-28-5 |
| 20  | 11/21 | @Montreal     | 1-2   | 72-59   | 12-6-2  | 60  | 2/17 | Washington    | 3-4   | 209-228 | 26-29-5 |
| 21  | 11/23 | @Calgary      | 2-9   | 74-68   | 12-7-2  | 61  | 2/19 | NY Rangers    | 6-3   | 215-231 | 27-29-5 |
| 22  | 11/25 | @Edmonton     | 8-7*  | 82-75   | 13-7-2  | 62  | 2/21 | Boston        | 1-4   | 216-235 | 27-30-5 |
| 23  | 11/27 | @Vancouver    | 2-4   | 84-79   | 13-8-2  | 63  | 2/24 | Winnipeg      | 1-3   | 217-238 | 27-31-5 |
| 24  | 11/29 | @Los Angeles  | 2-2*  | 86-81   | 13-8-3  | 64  | 2/26 | NY Rangers    | 1-2   | 218-240 | 27-32-5 |
| 25  | 12/3  | St. Louis     | 4-2   | 90-83   | 14-8-3  | 65  | 2/28 | Minnesota     | 8-6   | 226-246 | 28-32-5 |
| 26  | 12/5  | @Quebec       | 2-3   | 92-86   | 14-9-3  | 66  | 3/1  | @Washington   | 3-5   | 229-251 | 28-33-5 |
| 27  | 12/6  | @Philadelphia | 1-1*  | 93-87   | 14-9-4  | 67  | 3/2  | Washington    | 1-6   | 230-257 | 28-34-5 |
| 28  | 12/9  | Los Angeles   | 2-1   | 95-88   | 15-9-4  | 68  | 3/5  | @Boston       | 7-6*  | 237-263 | 29-34-5 |
| 29  | 12/11 | Calgary       | 1-5   | 96-93   | 15-10-4 | 69  | 3/6  | Philadelphia  | 4-2   | 241-265 | 30-34-5 |
| 30  | 12/12 | @NY Islanders | 3-5   | 99-98   | 15-11-4 | 70  | 3/8  | @NY Rangers   | 4-7   | 245-272 | 30-35-5 |
| 31  | 12/16 | @NY Rangers   | 3-9   | 102-107 | 15-12-4 | 71  | 3/12 | @Philadelphia | 6-5   | 251-277 | 31-35-5 |
| 32  | 12/17 | Pittsburgh    | 4-7   | 106-114 | 15-13-4 | 72  | 3/17 | Quebec        | 3-4   | 254-281 | 31-36-5 |
| 33  | 12/19 | @Minnesota    | 3-1   | 109-115 | 16-13-4 | 73  | 3/20 | @Washington   | 4-2   | 258-283 | 32-36-5 |
| 34  | 12/20 | @Winnipeg     | 1-4   | 110-119 | 16-14-4 | 74  | 3/24 | @St. Louis    | 8-2   | 266-285 | 33-36-5 |
| 35  | 12/23 | @Pittsburgh   | 6-2   | 116-121 | 17-14-4 | 75  | 3/25 | @Buffalo      | 2-2*  | 268-287 | 33-36-6 |
| 36  | 12/26 | NY Rangers    | 3-5   | 119-126 | 17-15-4 | 76  | 3/27 | NY Rangers    | 7-2   | 275-289 | 34-36-6 |
| 37  | 12/28 | NY Islanders  | 6-4   | 125-130 | 18-15-4 | 77  | 3/29 | Pittsburgh    | 4-0   | 279-289 | 35-36-6 |
| 38  | 12/30 | Washington    | 3-4   | 128-134 | 18-16-4 | 78  | 3/31 | @Pittsburgh   | 7-2   | 286-291 | 36-36-6 |
| 39  | 1/2   | @Hartford     | 1-1*  | 129-135 | 18-16-5 | 79  | 4/2  | NY Islanders  | 5-2   | 291-293 | 37-36-6 |
| 40  | 1/4   | Los Angeles   | 3-6   | 132-141 | 18-17-5 | 80  | 4/3  | @Chicago      | 4-3*  | 295-296 | 38-36-6 |

\*Denotes overtime

(27-41-12, 66 pts., 5th Place, Patrick Division)

**SCORING**

| Player           | GP | G  | A  | PTS | PIM | +/- | PP | GW | Player           | GP | G | A | PTS | PIM | +/- | PP | GW |
|------------------|----|----|----|-----|-----|-----|----|----|------------------|----|---|---|-----|-----|-----|----|----|
| John MacLean     | 74 | 42 | 45 | 87  | 122 | 26  | 14 | 4  | Craig Wolanin    | 56 | 3 | 8 | 11  | 69  | 9-  | 0  | 0  |
| Kirk Muller      | 80 | 31 | 43 | 74  | 119 | 23- | 12 | 4  | Ken Daneyko      | 80 | 5 | 5 | 10  | 283 | 22- | 1  | 0  |
| Patrik Sundstrom | 65 | 28 | 41 | 69  | 36  | 22  | 12 | 4  | Perry Anderson   | 39 | 3 | 6 | 9   | 128 | 5   | 0  | 0  |
| Tom Kurvers      | 74 | 16 | 50 | 66  | 38  | 11  | 5  | 0  | Steve Rooney     | 25 | 3 | 1 | 4   | 79  | 9-  | 0  | 1  |
| Aaron Broten     | 80 | 16 | 43 | 59  | 81  | 7-  | 4  | 2  | Paul Yesebaert   | 5  | 0 | 4 | 4   | 0   | 2   | 0  | 0  |
| Brendan Shanahan | 68 | 22 | 28 | 50  | 115 | 2   | 9  | 0  | Sean Burke       | 62 | 0 | 3 | 3   | 54  | -   | 0  | 0  |
| Pat Verbeek      | 77 | 26 | 21 | 47  | 189 | 18- | 9  | 1  | Al Stewart       | 4  | 0 | 2 | 2   | 0   | E   | 0  | 0  |
| Mark Johnson     | 40 | 13 | 25 | 38  | 24  | 1-  | 4  | 2  | Jamie Huscroft   | 15 | 0 | 2 | 2   | 51  | 3-  | 0  | 0  |
| Jim Korn         | 65 | 15 | 16 | 31  | 212 | 3-  | 4  | 3  | George McPhee    | 1  | 0 | 1 | 1   | 2   | 1   | 0  | 0  |
| Tommy Albelin    | 46 | 7  | 24 | 31  | 40  | 18  | 1  | 1  | Chris Cichocki   | 2  | 0 | 1 | 1   | 2   | E   | 0  | 0  |
| Jack O'Callahan  | 36 | 5  | 21 | 26  | 51  | E   | 5  | 0  | Janne Ojanen     | 3  | 0 | 1 | 1   | 2   | 1-  | 0  | 0  |
| Doug Brown       | 63 | 15 | 10 | 25  | 15  | 7-  | 4  | 2  | Kevin Todd       | 1  | 0 | 0 | 0   | 0   | 1-  | 0  | 0  |
| Joe Cirella      | 80 | 3  | 19 | 22  | 155 | 14- | 0  | 1  | Corey Foster     | 2  | 0 | 0 | 0   | 0   | 2-  | 0  | 0  |
| Claude Loiselle  | 74 | 7  | 14 | 21  | 209 | 10- | 0  | 1  | Eric Weinrich    | 2  | 0 | 0 | 0   | 0   | 1-  | 0  | 0  |
| Randy Velischeck | 80 | 4  | 14 | 18  | 70  | 2-  | 0  | 0  | Craig Billington | 3  | 0 | 0 | 0   | 0   | -   | 0  | 0  |
| Bruce Driver     | 27 | 1  | 15 | 16  | 24  | E   | 1  | 0  | Chris Terrerri   | 8  | 0 | 0 | 0   | 2   | -   | 0  | 0  |
| Pat Conacher     | 55 | 7  | 5  | 12  | 14  | 7-  | 0  | 1  | Bob Sauve        | 15 | 0 | 0 | 0   | 0   | -   | 0  | 0  |
| Anders Carlsson  | 47 | 4  | 8  | 12  | 20  | 3   | 0  | 0  |                  |    |   |   |     |     |     |    |    |
| David Maley      | 68 | 5  | 6  | 11  | 249 | 27- | 0  | 0  |                  |    |   |   |     |     |     |    |    |

**GOALTENDERS**

|                  | GP | MIN  | GA  | EN | SO | AVG  | W  | L  | T | SA   | SAV% |
|------------------|----|------|-----|----|----|------|----|----|---|------|------|
| Chris Terrerri   | 8  | 402  | 18  | 1  | 0  | 2.69 | 0  | 4  | 2 | 170  | .893 |
| Sean Burke       | 62 | 3590 | 230 | 7  | 3  | 3.84 | 22 | 31 | 9 | 1823 | .873 |
| Bob Sauve        | 15 | 721  | 56  | 2  | 0  | 4.66 | 4  | 5  | 1 | 333  | .831 |
| Craig Billington | 3  | 140  | 11  | 0  | 0  | 4.71 | 1  | 1  | 0 | 65   | .831 |

**RESULTS**

| GM# | Date  | Opponent       | Score | GF-GA   | Record  | GM# | Date | Opponent       | Score | GF-GA   | Record   |
|-----|-------|----------------|-------|---------|---------|-----|------|----------------|-------|---------|----------|
| 1   | 10/6  | @ Philadelphia | 1-4   | 1-4     | 0-1-0   | 41  | 1/7  | Detroit        | 5-2   | 145-170 | 15-19-7  |
| 2   | 10/8  | @ Quebec       | 5-3   | 6-7     | 1-1-0   | 42  | 1/9  | @ NY Rangers   | 0-4   | 150-174 | 16-19-7  |
| 3   | 10/10 | @ NY Rangers   | 5-0   | 11-7    | 2-1-0   | 43  | 1/11 | @ Montreal     | 0-1   | 150-175 | 16-20-7  |
| 4   | 10/14 | Montreal       | 3-7   | 14-14   | 2-2-0   | 44  | 1/13 | NY Islanders   | 3-5   | 153-180 | 16-21-7  |
| 5   | 10/15 | @ Washington   | 5-8   | 19-22   | 2-3-0   | 45  | 1/15 | Edmonton       | 1-0   | 154-180 | 17-21-7  |
| 6   | 10/19 | Vancouver      | 0-4   | 19-26   | 2-4-0   | 46  | 1/17 | @ Quebec       | 4-7   | 158-187 | 17-22-7  |
| 7   | 10/21 | Pittsburgh     | 6-4   | 25-30   | 3-4-0   | 47  | 1/19 | Quebec         | 4-5   | 162-192 | 17-23-7  |
| 8   | 10/23 | @ Detroit      | 3-3*  | 28-33   | 3-4-1   | 48  | 1/20 | @ Washington   | 6-5*  | 168-197 | 18-23-7  |
| 9   | 10/25 | Buffalo        | 4-7   | 32-40   | 3-5-1   | 49  | 1/23 | Minnesota      | 2-7   | 170-204 | 18-24-7  |
| 10  | 10/28 | Hartford       | 5-3   | 37-43   | 4-5-1   | 50  | 1/24 | @ NY Islanders | 2-2*  | 172-206 | 18-24-8  |
| 11  | 10/29 | @ Hartford     | 0-3   | 37-46   | 4-6-1   | 51  | 1/27 | Hartford       | 6-8   | 178-214 | 18-25-8  |
| 12  | 11/1  | Philadelphia   | 3-2   | 40-48   | 5-6-1   | 52  | 1/28 | @ Minnesota    | 4-4*  | 182-218 | 18-25-9  |
| 13  | 11/3  | Winnipeg       | 3-3*  | 43-51   | 5-6-2   | 53  | 2/2  | @ Los Angeles  | 6-6*  | 188-224 | 18-25-10 |
| 14  | 11/6  | NY Rangers     | 6-5   | 49-56   | 6-6-2   | 54  | 2/5  | @ Edmonton     | 4-2   | 192-226 | 19-25-10 |
| 15  | 11/9  | Edmonton       | 2-3*  | 51-59   | 6-7-2   | 55  | 2/9  | @ Detroit      | 6-3   | 198-229 | 20-25-10 |
| 16  | 11/11 | NY Islanders   | 3-3*  | 54-62   | 6-7-3   | 56  | 2/11 | @ Montreal     | 4-5   | 202-234 | 20-26-10 |
| 17  | 11/12 | @ Washington   | 6-3   | 60-65   | 7-7-3   | 57  | 2/13 | Toronto        | 8-1   | 210-235 | 21-26-10 |
| 18  | 11/15 | @ St. Louis    | 4-2   | 64-67   | 8-7-3   | 58  | 2/15 | @ Buffalo      | 3-5   | 213-240 | 21-27-10 |
| 19  | 11/17 | Calgary        | 3-5   | 67-72   | 8-8-3   | 59  | 2/17 | @ Winnipeg     | 2-3*  | 215-243 | 21-28-10 |
| 20  | 11/19 | Washington     | 2-3   | 69-75   | 8-9-3   | 60  | 2/18 | @ Toronto      | 3-5   | 218-248 | 21-29-10 |
| 21  | 11/20 | @ Philadelphia | 1-7   | 70-82   | 8-10-3  | 61  | 2/20 | @ NY Rangers   | 4-7   | 222-255 | 21-30-10 |
| 22  | 11/23 | @ Calgary      | 2-3   | 72-85   | 8-11-3  | 62  | 2/24 | Philadelphia   | 2-6   | 224-261 | 21-31-10 |
| 23  | 11/25 | @ Vancouver    | 2-2*  | 74-87   | 8-11-4  | 63  | 2/26 | Los Angeles    | 1-1*  | 225-262 | 21-31-11 |
| 24  | 11/29 | @ Los Angeles  | 3-9   | 77-96   | 8-12-4  | 64  | 2/28 | Boston         | 3-3*  | 228-265 | 21-31-12 |
| 25  | 12/3  | Philadelphia   | 3-5   | 80-101  | 8-13-4  | 65  | 3/1  | @ Pittsburgh   | 1-4   | 229-269 | 21-32-12 |
| 26  | 12/4  | @ Philadelphia | 2-6   | 82-107  | 8-14-4  | 66  | 3/3  | NY Rangers     | 6-3   | 235-272 | 22-32-12 |
| 27  | 12/7  | Washington     | 5-1   | 87-108  | 9-14-4  | 67  | 3/5  | Minnesota      | 2-0   | 237-272 | 23-32-12 |
| 28  | 12/9  | NY Islanders   | 6-5   | 93-113  | 10-14-4 | 68  | 3/7  | @ St. Louis    | 2-6   | 239-278 | 23-33-12 |
| 29  | 12/10 | @ Pittsburgh   | 4-4*  | 97-117  | 10-14-5 | 69  | 3/8  | @ Chicago      | 7-5   | 246-283 | 24-33-12 |
| 30  | 12/13 | St. Louis      | 4-3   | 101-120 | 11-14-5 | 70  | 3/11 | @ NY Islanders | 2-3*  | 248-286 | 24-34-12 |
| 31  | 12/15 | Toronto        | 6-3   | 107-123 | 12-14-5 | 71  | 3/14 | Calgary        | 1-5   | 249-291 | 24-35-12 |
| 32  | 12/17 | @ NY Islanders | 2-5   | 109-128 | 12-15-5 | 72  | 3/16 | Pittsburgh     | 1-2   | 250-293 | 24-36-12 |
| 33  | 12/18 | @ Chicago      | 5-3   | 114-131 | 13-15-5 | 73  | 3/18 | Chicago        | 1-3   | 251-296 | 24-37-12 |
| 34  | 12/21 | @ Winnipeg     | 5-5*  | 119-136 | 13-15-6 | 74  | 3/20 | Vancouver      | 3-1   | 254-297 | 25-37-12 |
| 35  | 12/23 | Pittsburgh     | 2-2*  | 121-138 | 13-15-7 | 75  | 3/23 | @ Boston       | 3-5   | 257-302 | 25-38-12 |
| 36  | 12/26 | @ NY Rangers   | 1-5   | 122-143 | 13-16-7 | 76  | 3/25 | @ Pittsburgh   | 4-5   | 261-307 | 25-39-12 |
| 37  | 12/27 | NY Rangers     | 5-7   | 127-150 | 13-17-7 | 77  | 3/27 | Philadelphia   | 5-3   | 266-310 | 26-39-12 |
| 38  | 12/29 | Boston         | 2-6   | 129-156 | 13-18-7 | 78  | 3/29 | NY Islanders   | 4-5*  | 270-315 | 26-40-12 |
| 39  | 12/31 | @ Pittsburgh   | 6-8   | 135-164 | 13-19-7 | 79  | 4/1  | @ Washington   | 4-6   | 274-321 | 26-41-12 |
| 40  | 1/6   | Buffalo        | 5-4   | 140-168 | 14-19-7 | 80  | 4/2  | Washington     | 7-4   | 281-325 | 27-41-12 |

\*Denotes overtime

(37-34-9, 83 pts., 2nd Place, Patrick Division)

**SCORING**

| Player             | GP | G  | A  | PTS | PIM | +/- | PP | PW | Player             | GP | G | A | PTS | PIM | +/- | PP | PW |
|--------------------|----|----|----|-----|-----|-----|----|----|--------------------|----|---|---|-----|-----|-----|----|----|
| Kirk Muller        | 80 | 30 | 56 | 86  | 74  | 1-  | 9  | 6  | Peter Stastny      | 12 | 5 | 6 | 11  | 16  | 1-  | 2  | 1  |
| John MacLean       | 80 | 41 | 38 | 79  | 80  | 17  | 10 | 11 | Eric Weinrich      | 19 | 2 | 7 | 9   | 11  | 1   | 1  | 1  |
| Patrik Sundstrom   | 74 | 27 | 49 | 76  | 34  | 17  | 8  | 0  | Craig Wolanin      | 37 | 1 | 7 | 8   | 47  | 13- | 0  | 0  |
| Brendan Shanahan   | 73 | 30 | 42 | 72  | 137 | 15  | 8  | 5  | Reijo Ruotsalainen | 31 | 2 | 5 | 7   | 14  | 4-  | 1  | 0  |
| Bruce Driver       | 75 | 7  | 46 | 53  | 63  | 7   | 1  | 0  | Pat Conacher       | 19 | 3 | 3 | 6   | 4   | 2   | 0  | 0  |
| Sylvain Turgeon    | 72 | 30 | 17 | 47  | 81  | 9-  | 7  | 3  | Randy Veliscek     | 62 | 0 | 6 | 6   | 72  | 4   | 0  | 0  |
| Mark Johnson       | 63 | 16 | 29 | 45  | 12  | 8-  | 4  | 1  | Jim Korn           | 37 | 2 | 3 | 5   | 99  | 1-  | 0  | 0  |
| Vlacheslav Fetisov | 72 | 8  | 34 | 42  | 52  | 8   | 2  | 0  | Jamie Huscroft     | 42 | 2 | 3 | 5   | 149 | 2-  | 0  | 0  |
| Doug Brown         | 69 | 14 | 20 | 34  | 16  | 7   | 1  | 3  | Neil Brady         | 19 | 1 | 4 | 5   | 13  | 2-  | 0  | 0  |
| Janne Ojanen       | 64 | 17 | 13 | 30  | 12  | 5-  | 1  | 1  | Paul Ysebaert      | 5  | 1 | 2 | 3   | 0   | E   | 0  | 0  |
| Tommy Albelin      | 68 | 6  | 23 | 29  | 63  | 1-  | 4  | 0  | Claude Vilgrain    | 6  | 1 | 2 | 3   | 4   | 1-  | 0  | 0  |
| David Maley        | 67 | 8  | 17 | 25  | 160 | 2-  | 0  | 2  | Peter Sundstrom    | 21 | 1 | 2 | 3   | 4   | 1   | 0  | 0  |
| Alexei Kasatonov   | 39 | 6  | 15 | 21  | 16  | 15  | 1  | 0  | Sergei Starikov    | 16 | 0 | 1 | 1   | 8   | 8-  | 0  | 0  |
| Ken Daneyko        | 74 | 6  | 15 | 21  | 219 | 5   | 0  | 1  | Sean Burke         | 52 | 0 | 1 | 1   | 38  | -   | 0  | 0  |
| Aaron Broten       | 42 | 10 | 8  | 18  | 36  | 15- | 1  | 0  | Tom Kurvers        | 1  | 0 | 0 | 0   | 0   | 1-  | 0  | 0  |
| Bob Brooke         | 35 | 8  | 10 | 18  | 30  | 3   | 0  | 1  | Jim Thomson        | 3  | 0 | 0 | 0   | 31  | 3-  | 0  | 0  |
| Walt Poddubny      | 33 | 4  | 10 | 14  | 28  | 4-  | 1  | 0  | Troy Crowder       | 10 | 0 | 0 | 0   | 23  | E   | 0  | 0  |
| Jon Morris         | 20 | 6  | 7  | 13  | 8   | 12  | 2  | 1  | Chris Tetteri      | 35 | 0 | 0 | 0   | 0   | -   | 0  | 0  |

**GOALTENDERS**

|               | GP | MIN  | GA  | EN | SO | AVG  | W  | L  | T | SA   | SAV% |
|---------------|----|------|-----|----|----|------|----|----|---|------|------|
| Chris Tetteri | 35 | 1933 | 110 | 3  | 0  | 3.41 | 15 | 12 | 3 | 1004 | .890 |
| Sean Burke    | 52 | 2914 | 175 | 0  | 0  | 3.60 | 22 | 22 | 6 | 1453 | .880 |

**RESULTS**

| GM# | Date  | Opponent       | Score | GF-GA   | Record  | GM# | Date | Opponent       | Score | GF-GA   | Record  |
|-----|-------|----------------|-------|---------|---------|-----|------|----------------|-------|---------|---------|
| 1   | 10/5  | @ Philadelphia | 6-2   | 6-2     | 1-0-0   | 41  | 1/2  | Buffalo        | 5-3   | 161-159 | 19-18-4 |
| 2   | 10/7  | Pittsburgh     | 4-4*  | 10-6    | 1-0-1   | 42  | 1/4  | Los Angeles    | 4-2   | 165-161 | 20-18-4 |
| 3   | 10/10 | Calgary        | 2-4   | 12-10   | 1-1-1   | 43  | 1/8  | Winnipeg       | 3-4   | 168-165 | 20-19-4 |
| 4   | 10/13 | Montreal       | 3-4*  | 15-14   | 1-2-1   | 44  | 1/10 | Pittsburgh     | 6-3   | 174-168 | 21-19-4 |
| 5   | 10/14 | @ Hartford     | 3-2   | 18-16   | 2-2-1   | 45  | 1/12 | Montreal       | 2-5   | 176-173 | 21-20-4 |
| 6   | 10/18 | Philadelphia   | 5-3   | 23-19   | 3-2-1   | 46  | 1/13 | @ Quebec       | 5-4   | 181-177 | 22-20-4 |
| 7   | 10/20 | Vancouver      | 2-3   | 25-22   | 3-3-1   | 47  | 1/16 | @ Washington   | 6-9   | 187-186 | 22-21-4 |
| 8   | 10/21 | @ Montreal     | 5-4   | 30-26   | 4-3-1   | 48  | 1/23 | @ Pittsburgh   | 4-2   | 191-188 | 23-21-4 |
| 9   | 10/23 | @ Toronto      | 5-4   | 35-30   | 5-3-1   | 49  | 1/24 | Washington     | 3-2   | 194-190 | 24-21-4 |
| 10  | 10/26 | Hartford       | 3-7   | 38-37   | 5-4-1   | 50  | 1/26 | Toronto        | 1-5   | 195-195 | 24-22-4 |
| 11  | 10/28 | Chicago        | 3-2   | 41-39   | 6-4-1   | 51  | 1/28 | @ NY Islanders | 4-4*  | 199-199 | 24-22-5 |
| 12  | 10/31 | @ Vancouver    | 3-4   | 44-43   | 6-5-1   | 52  | 1/30 | @ Los Angeles  | 2-5   | 201-204 | 24-23-5 |
| 13  | 11/1  | @ Edmonton     | 6-6*  | 50-49   | 6-5-2   | 53  | 2/4  | @ Vancouver    | 2-4   | 203-208 | 24-24-5 |
| 14  | 11/4  | @ Calgary      | 3-7   | 53-56   | 6-6-2   | 54  | 2/6  | Edmonton       | 2-2*  | 205-210 | 24-24-6 |
| 15  | 11/8  | Quebec         | 6-3   | 59-59   | 7-6-2   | 55  | 2/9  | @ Washington   | 5-3   | 210-213 | 25-24-6 |
| 16  | 11/11 | Philadelphia   | 5-7   | 64-66   | 7-7-2   | 56  | 2/10 | @ St. Louis    | 0-7   | 210-220 | 25-25-6 |
| 17  | 11/12 | @ Philadelphia | 3-3*  | 67-69   | 7-7-3   | 57  | 2/12 | Detroit        | 1-1*  | 211-221 | 25-25-7 |
| 18  | 11/15 | Minnesota      | 1-2*  | 68-71   | 7-8-3   | 58  | 2/16 | NY Rangers     | 1-2   | 212-223 | 25-26-7 |
| 19  | 11/17 | NY Rangers     | 5-4*  | 73-75   | 8-8-3   | 59  | 2/17 | @ Toronto      | 4-5   | 216-228 | 25-27-7 |
| 20  | 11/18 | @ Boston       | 4-6   | 77-81   | 8-9-3   | 60  | 2/19 | @ NY Rangers   | 3-4*  | 219-232 | 25-28-7 |
| 21  | 11/22 | @ Pittsburgh   | 6-3   | 83-84   | 9-9-3   | 61  | 2/22 | Winnipeg       | 2-4   | 221-236 | 25-29-7 |
| 22  | 11/24 | @ Minnesota    | 6-7   | 89-91   | 9-10-3  | 62  | 2/24 | Chicago        | 3-2   | 224-238 | 26-29-7 |
| 23  | 11/25 | @ Winnipeg     | 3-1   | 92-92   | 10-10-3 | 63  | 2/25 | @ NY Islanders | 3-3*  | 227-241 | 26-29-8 |
| 24  | 11/28 | NY Islanders   | 3-2*  | 95-94   | 11-10-3 | 64  | 2/28 | @ Pittsburgh   | 1-2   | 228-243 | 26-30-8 |
| 25  | 12/1  | @ Buffalo      | 4-6   | 99-100  | 11-11-3 | 65  | 3/2  | Pittsburgh     | 6-5   | 234-248 | 27-30-8 |
| 26  | 12/2  | Washington     | 3-5   | 102-105 | 11-12-3 | 66  | 3/4  | @ Washington   | 3-4   | 237-252 | 27-31-8 |
| 27  | 12/6  | @ NY Rangers   | 3-5   | 105-110 | 11-13-3 | 67  | 3/6  | St. Louis      | 2-1   | 239-253 | 28-31-8 |
| 28  | 12/8  | Pittsburgh     | 2-3   | 107-113 | 11-14-3 | 68  | 3/8  | NY Islanders   | 4-2   | 243-255 | 29-31-8 |
| 29  | 12/9  | @ Hartford     | 3-7   | 110-120 | 11-15-3 | 69  | 3/10 | Quebec         | 9-3   | 252-258 | 30-31-8 |
| 30  | 12/12 | @ NY Islanders | 7-2   | 117-122 | 12-15-3 | 70  | 3/13 | @ Minnesota    | 3-1   | 255-259 | 31-31-8 |
| 31  | 12/13 | NY Islanders   | 5-2   | 122-124 | 13-15-3 | 71  | 3/15 | @ Calgary      | 4-5   | 259-264 | 31-32-8 |
| 32  | 12/15 | Los Angeles    | 7-5   | 129-129 | 14-15-3 | 72  | 3/17 | @ Edmonton     | 4-1   | 263-265 | 32-32-8 |
| 33  | 12/17 | Boston         | 3-1   | 132-130 | 15-15-3 | 73  | 3/20 | Philadelphia   | 2-3   | 265-268 | 32-33-8 |
| 34  | 12/19 | @ NY Islanders | 4-5*  | 136-135 | 15-16-3 | 74  | 3/22 | @ Chicago      | 3-6   | 268-274 | 32-34-8 |
| 35  | 12/22 | @ Philadelphia | 5-4*  | 141-139 | 16-16-3 | 75  | 3/24 | @ Philadelphia | 5-2   | 273-276 | 33-34-8 |
| 36  | 12/23 | St. Louis      | 3-2   | 144-141 | 17-16-3 | 76  | 3/25 | @ Buffalo      | 4-3   | 277-279 | 34-34-8 |
| 37  | 12/26 | @ NY Rangers   | 4-4*  | 148-145 | 17-16-4 | 77  | 3/27 | Washington     | 4-1   | 281-280 | 35-34-8 |
| 38  | 12/27 | Washington     | 1-3   | 149-148 | 17-17-4 | 78  | 3/29 | NY Rangers     | 6-4   | 287-284 | 36-34-8 |
| 39  | 12/29 | NY Rangers     | 3-2   | 152-150 | 18-17-4 | 79  | 3/31 | Detroit        | 5-1   | 292-285 | 37-34-8 |
| 40  | 12/31 | @ Detroit      | 4-6   | 156-156 | 18-18-4 | 80  | 4/1  | @ Boston       | 3-3*  | 295-288 | 37-34-9 |

\*Denotes overtime

**(32-33-15, 79 pts., 4th Place, Patrick Division)**

**SCORING**

| Player             | GP | G  | A  | PTS | PIM | +/- | PP | GW | Player           | GP | G | A | PTS | PIM | +/- | PP | GW |
|--------------------|----|----|----|-----|-----|-----|----|----|------------------|----|---|---|-----|-----|-----|----|----|
| John MacLean       | 78 | 45 | 33 | 78  | 150 | 8   | 19 | 7  | Walt Poddubny    | 14 | 4 | 6 | 10  | 10  | 8   | 0  | 0  |
| Kirk Muller        | 80 | 19 | 51 | 70  | 76  | 1   | 7  | 3  | Troy Crowder     | 59 | 6 | 3 | 9   | 182 | 10  | 0  | 0  |
| Brendan Shanahan   | 75 | 29 | 37 | 66  | 141 | 4   | 7  | 2  | Al Stewart       | 41 | 5 | 2 | 7   | 159 | 6   | 0  | 0  |
| Peter Stastny      | 77 | 18 | 42 | 60  | 53  | E   | 4  | 3  | Paul Ysebaert    | 11 | 4 | 3 | 7   | 6   | 1   | 1  | 0  |
| Claude Lemieux     | 78 | 30 | 17 | 47  | 105 | 8   | 10 | 2  | Lee Norwood      | 28 | 3 | 2 | 5   | 87  | 1   | 1  | 0  |
| Patrik Sundstrom   | 71 | 15 | 31 | 46  | 48  | 7   | 4  | 1  | Jeff Madill      | 14 | 4 | 0 | 4   | 46  | 1   | 0  | 0  |
| Bruce Driver       | 73 | 9  | 36 | 45  | 62  | 11  | 7  | 2  | Myles O'Connor   | 22 | 3 | 1 | 4   | 41  | 3   | 0  | 0  |
| Alexei Kasatonov   | 78 | 10 | 31 | 41  | 76  | 23  | 1  | 3  | Chris Terreri    | 53 | 0 | 3 | 2   | -   | 0   | 0  | 0  |
| Eric Weinrich      | 76 | 4  | 34 | 38  | 48  | 10  | 1  | 0  | Jarrold Skalde   | 1  | 0 | 1 | 1   | 0   | E   | 0  | 0  |
| Doug Brown         | 58 | 14 | 16 | 30  | 4   | 18  | 0  | 2  | Jamie Huscroft   | 8  | 0 | 1 | 1   | 27  | 1   | 0  | 0  |
| Jon Morris         | 53 | 9  | 19 | 28  | 27  | 9   | 1  | 1  | Dave Marcynishyn | 9  | 0 | 1 | 1   | 21  | 1   | 0  | 0  |
| Zdeno Ciger        | 45 | 8  | 17 | 25  | 8   | 3   | 2  | 1  | Perry Anderson   | 1  | 0 | 0 | 0   | 5   | E   | 0  | 0  |
| David Maley        | 64 | 8  | 14 | 22  | 151 | 9   | 1  | 3  | Roland Melanson  | 1  | 0 | 0 | 0   | 0   | -   | 0  | 0  |
| Laurie Boschman    | 78 | 11 | 9  | 20  | 77  | 1   | 0  | 1  | Jason Miller     | 1  | 0 | 0 | 0   | 0   | 1   | 0  | 0  |
| Ken Daneyko        | 80 | 4  | 16 | 20  | 249 | 10  | 1  | 1  | Kevin Todd       | 1  | 0 | 0 | 0   | 0   | 1   | 0  | 0  |
| Viacheslav Fetisov | 67 | 3  | 16 | 19  | 62  | 5   | 1  | 0  | Neil Brady       | 3  | 0 | 0 | 0   | 0   | E   | 0  | 0  |
| Pat Conacher       | 49 | 5  | 11 | 16  | 27  | 9   | 0  | 0  | Sean Burke       | 35 | 0 | 0 | 0   | 18  | -   | 0  | 0  |
| Tommy Albelin      | 47 | 2  | 12 | 14  | 44  | 1   | 1  | 0  |                  |    |   |   |     |     |     |    |    |

**GOALTENDERS**

|                 | GP | MIN  | GA  | EN | SO | AVG  | W  | L  | T | SA   | SAV% |
|-----------------|----|------|-----|----|----|------|----|----|---|------|------|
| Chris Terreri   | 53 | 2971 | 144 | 3  | 1  | 2.91 | 24 | 21 | 7 | 1348 | .893 |
| Sean Burke      | 35 | 1868 | 112 | 3  | 0  | 3.60 | 8  | 12 | 8 | 875  | .872 |
| Roland Melanson | 1  | 20   | 2   | 0  | 0  | 6.00 | 0  | 0  | 0 | 7    | .714 |

**RESULTS**

| GM# | Date  | Opponent       | Score | GF-GA   | Record  | GM# | Date  | Opponent       | Score | GF-GA   | Record   |
|-----|-------|----------------|-------|---------|---------|-----|-------|----------------|-------|---------|----------|
| 1   | 10/4  | Detroit        | 3-3*  | 3-3     | 0-0-1   | 41  | 12/30 | @ NY Rangers   | 2-2*  | 156-133 | 19-13-9  |
| 2   | 10/6  | Philadelphia   | 3-1   | 6-4     | 1-0-1   | 42  | 1/1   | @ Washington   | 3-4   | 159-137 | 19-14-9  |
| 3   | 10/7  | @ Pittsburgh   | 4-7   | 10-11   | 1-1-1   | 43  | 1/3   | @ Chicago      | 3-5   | 162-142 | 19-15-9  |
| 4   | 10/9  | Minnesota      | 5-2   | 15-13   | 2-1-1   | 44  | 1/5   | @ Pittsburgh   | 2-5   | 164-147 | 19-16-9  |
| 5   | 10/11 | @ Philadelphia | 4-7   | 19-20   | 2-2-1   | 45  | 1/8   | St. Louis      | 3-5   | 167-152 | 19-17-9  |
| 6   | 10/13 | Calgary        | 5-3   | 24-23   | 3-2-1   | 46  | 1/12  | Edmonton       | 4-5*  | 171-157 | 19-18-9  |
| 7   | 10/17 | Washington     | 3-2   | 27-25   | 4-2-1   | 47  | 1/14  | Los Angeles    | 1-6   | 172-163 | 19-19-9  |
| 8   | 10/19 | NY Rangers     | 3-2   | 30-27   | 5-2-1   | 48  | 1/16  | Chicago        | 2-2*  | 174-165 | 19-19-10 |
| 9   | 10/20 | @ Washington   | 0-4   | 30-31   | 5-3-1   | 49  | 1/22  | @ Pittsburgh   | 3-5   | 177-170 | 19-20-10 |
| 10  | 10/23 | @ NY Islanders | 8-1   | 38-32   | 6-3-1   | 50  | 1/24  | Quebec         | 6-1   | 183-171 | 20-20-10 |
| 11  | 10/25 | Buffalo        | 5-1   | 43-33   | 7-3-1   | 51  | 1/26  | Minnesota      | 1-3   | 184-174 | 20-21-10 |
| 12  | 10/27 | Pittsburgh     | 7-5   | 50-38   | 8-3-1   | 52  | 1/28  | @ Detroit      | 6-2   | 190-176 | 21-21-10 |
| 13  | 10/30 | @ Calgary      | 3-6   | 53-44   | 8-4-1   | 53  | 1/30  | @ Los Angeles  | 4-2   | 194-178 | 22-21-10 |
| 14  | 11/1  | @ Vancouver    | 1-2   | 54-46   | 8-5-1   | 54  | 2/2   | @ St. Louis    | 4-5   | 198-183 | 22-22-10 |
| 15  | 11/3  | @ Edmonton     | 5-2   | 59-48   | 9-5-1   | 55  | 2/5   | Calgary        | 2-1   | 200-184 | 23-22-10 |
| 16  | 11/7  | NY Islanders   | 3-6   | 62-54   | 9-6-1   | 56  | 2/9   | @ Quebec       | 1-3   | 201-187 | 23-23-10 |
| 17  | 11/9  | NY Rangers     | 2-3   | 64-57   | 9-7-1   | 57  | 2/10  | Vancouver      | 2-0   | 203-187 | 24-23-10 |
| 18  | 11/10 | @ Montreal     | 1-3   | 65-60   | 9-8-1   | 58  | 2/13  | @ NY Rangers   | 3-6   | 206-193 | 24-24-10 |
| 19  | 11/13 | Montreal       | 6-3   | 71-63   | 10-8-1  | 59  | 2/14  | Winnipeg       | 3-3*  | 209-196 | 24-24-11 |
| 20  | 11/15 | Hartford       | 2-4   | 73-67   | 10-9-1  | 60  | 2/16  | Philadelphia   | 3-2   | 212-198 | 25-24-11 |
| 21  | 11/17 | Philadelphia   | 3-2   | 76-69   | 11-9-1  | 61  | 2/18  | Edmonton       | 0-4   | 212-202 | 25-25-11 |
| 22  | 11/18 | @ Philadelphia | 4-1   | 80-70   | 12-9-1  | 62  | 2/22  | Pittsburgh     | 5-2   | 217-204 | 26-25-11 |
| 23  | 11/20 | @ Los Angeles  | 4-5   | 84-75   | 12-10-1 | 63  | 2/24  | @ NY Rangers   | 2-5   | 219-209 | 26-26-11 |
| 24  | 11/24 | @ Minnesota    | 5-3   | 89-78   | 13-10-1 | 64  | 2/25  | Washington     | 5-1   | 224-210 | 27-26-11 |
| 25  | 11/28 | Philadelphia   | 5-5*  | 94-83   | 13-10-2 | 65  | 2/27  | @ Toronto      | 3-7   | 227-217 | 27-27-11 |
| 26  | 11/30 | NY Islanders   | 5-5*  | 99-88   | 13-10-3 | 66  | 3/1   | @ Detroit      | 6-1   | 233-218 | 28-27-11 |
| 27  | 12/1  | @ St. Louis    | 4-1   | 103-89  | 14-10-3 | 67  | 3/3   | Boston         | 1-3   | 234-221 | 28-28-11 |
| 28  | 12/3  | @ Winnipeg     | 4-4*  | 107-93  | 14-10-4 | 68  | 3/5   | @ NY Islanders | 3-4   | 237-225 | 28-29-11 |
| 29  | 12/5  | Vancouver      | 9-4   | 116-97  | 15-10-4 | 69  | 3/6   | @ Buffalo      | 3-3*  | 240-228 | 28-29-12 |
| 30  | 12/7  | @ Washington   | 2-5   | 118-102 | 15-11-4 | 70  | 3/10  | @ Winnipeg     | 3-4   | 243-232 | 28-30-12 |
| 31  | 12/8  | Washington     | 4-2   | 122-104 | 16-11-4 | 71  | 3/13  | Toronto        | 3-2   | 246-234 | 29-30-12 |
| 32  | 12/11 | @ NY Islanders | 2-3   | 124-107 | 16-12-4 | 72  | 3/15  | NY Rangers     | 5-2   | 251-236 | 30-30-12 |
| 33  | 12/13 | @ Pittsburgh   | 5-9   | 129-116 | 16-13-4 | 73  | 3/16  | @ Hartford     | 2-6   | 253-242 | 30-31-12 |
| 34  | 12/15 | @ Boston       | 1-1*  | 130-117 | 16-13-5 | 74  | 3/19  | Pittsburgh     | 5-4   | 258-246 | 31-31-12 |
| 35  | 12/18 | Boston         | 8-3   | 138-120 | 17-13-5 | 75  | 3/21  | @ Chicago      | 2-2*  | 260-248 | 31-31-13 |
| 36  | 12/20 | @ Philadelphia | 3-3*  | 141-123 | 17-13-6 | 76  | 3/23  | @ Montreal     | 3-3*  | 263-251 | 31-31-14 |
| 37  | 12/22 | @ Quebec       | 4-1   | 145-124 | 18-13-6 | 77  | 3/26  | @ NY Rangers   | 3-3*  | 266-254 | 31-31-15 |
| 38  | 12/23 | Toronto        | 4-2   | 149-126 | 19-13-6 | 78  | 3/27  | Hartford       | 4-3*  | 270-257 | 32-31-15 |
| 39  | 12/27 | NY Islanders   | 1-1*  | 150-127 | 19-13-7 | 79  | 3/30  | @ Washington   | 0-4   | 270-261 | 32-32-15 |
| 40  | 12/29 | Buffalo        | 4-4*  | 154-131 | 19-13-8 | 80  | 3/31  | NY Islanders   | 2-3   | 272-264 | 32-33-15 |

\*Denotes overtime

**(38-31-11, 87 pts., 4th Place, Patrick Division)**

**SCORING**

| Player             | GP | G  | A  | PTS | PIM | +/- | PP | GW | Player            | GP | G | A | PTS | PIM | +/- | PP | GW |
|--------------------|----|----|----|-----|-----|-----|----|----|-------------------|----|---|---|-----|-----|-----|----|----|
| Claude Lemieux     | 74 | 41 | 27 | 68  | 109 | 9   | 13 | 8  | Ken Daneyko       | 80 | 1 | 7 | 8   | 170 | 7   | 0  | 0  |
| Stephane Richer    | 74 | 29 | 35 | 64  | 25  | 1-  | 5  | 6  | Troy Mallette     | 17 | 3 | 4 | 7   | 43  | 7   | 0  | 0  |
| Kevin Todd         | 80 | 21 | 42 | 63  | 69  | 8   | 2  | 2  | Jarrod Skalde     | 15 | 2 | 4 | 6   | 4   | 1-  | 0  | 2  |
| Peter Stastny      | 66 | 24 | 38 | 62  | 42  | 6   | 10 | 3  | Patrik Sundstrom  | 17 | 1 | 3 | 4   | 8   | 5-  | 1  | 0  |
| Scott Stevens      | 68 | 17 | 42 | 59  | 124 | 24  | 7  | 2  | Tommy Albelin     | 19 | 0 | 4 | 4   | 4   | 7   | 0  | 0  |
| Claude Vilgrain    | 71 | 19 | 27 | 46  | 74  | 27  | 1  | 1  | Jon Morris        | 7  | 1 | 2 | 3   | 6   | 6-  | 1  | 0  |
| Bruce Driver       | 78 | 7  | 35 | 42  | 66  | 5   | 3  | 1  | Walt Poddubny     | 7  | 1 | 2 | 3   | 6   | 1-  | 0  | 0  |
| Alexei Kasatonov   | 80 | 16 | 28 | 40  | 70  | 14  | 3  | 1  | Myles O'Connor    | 9  | 0 | 2 | 2   | 13  | 2-  | 0  | 0  |
| Tom Chorske        | 76 | 19 | 17 | 36  | 32  | 8   | 0  | 2  | Neil Brady        | 7  | 1 | 0 | 1   | 4   | 1   | 0  | 0  |
| Randy McKay        | 80 | 17 | 16 | 33  | 246 | 6   | 2  | 1  | Scott Niedermayer | 4  | 0 | 1 | 1   | 2   | 1   | 0  | 0  |
| Eric Weinrich      | 76 | 7  | 25 | 32  | 55  | 10  | 5  | 0  | Bill Guerin       | 5  | 0 | 1 | 1   | 9   | 1   | 0  | 0  |
| Valeri Zelepukin   | 44 | 13 | 18 | 31  | 28  | 11  | 3  | 3  | Craig Billington  | 26 | 0 | 1 | 1   | 2   | -   | 0  | 0  |
| Doug Brown         | 71 | 11 | 17 | 28  | 27  | 17  | 1  | 1  | Chris Terreri     | 54 | 0 | 1 | 1   | 13  | -   | 0  | 0  |
| Laurie Boschman    | 75 | 8  | 20 | 28  | 121 | 9   | 0  | 2  | Jim Dowd          | 1  | 0 | 0 | 0   | 0   | E   | 0  | 0  |
| Vlacheslav Fetisov | 70 | 3  | 23 | 26  | 108 | 11  | 0  | 1  | Al Stewart        | 1  | 0 | 0 | 0   | 5   | E   | 0  | 0  |
| David Maley        | 37 | 7  | 11 | 18  | 58  | E   | 1  | 0  | Jeff Christian    | 2  | 0 | 0 | 0   | 2   | E   | 0  | 0  |
| Dave Barr          | 41 | 6  | 12 | 18  | 32  | 9   | 0  | 0  | Chad Erickson     | 2  | 0 | 0 | 0   | 0   | -   | 0  | 0  |
| Zdeno Ciger        | 20 | 6  | 5  | 11  | 10  | 2-  | 1  | 0  | Jason Miller      | 3  | 0 | 0 | 0   | 0   | E   | 0  | 0  |
| Alexander Semak    | 25 | 5  | 6  | 11  | 0   | 5   | 0  | 1  | Martin Brodeur    | 4  | 0 | 0 | 0   | 0   | -   | 0  | 0  |
| Pat Conacher       | 44 | 7  | 3  | 10  | 16  | E   | 0  | 1  |                   |    |   |   |     |     |     |    |    |

**GOALTENDERS**

|                  | GP | MIN  | GA  | EN | SO | AVG  | W  | L  | T  | SA   | SAV% |
|------------------|----|------|-----|----|----|------|----|----|----|------|------|
| Craig Billington | 26 | 1363 | 69  | 2  | 2  | 3.04 | 13 | 7  | 1  | 637  | .892 |
| Chris Terreri    | 54 | 3185 | 169 | 0  | 1  | 3.18 | 22 | 22 | 10 | 1511 | .888 |
| Martin Brodeur   | 4  | 179  | 10  | 0  | 0  | 3.35 | 2  | 1  | 0  | 85   | .882 |
| Chad Erickson    | 2  | 120  | 9   | 0  | 0  | 4.50 | 1  | 1  | 0  | 55   | .836 |

**RESULTS**

| GM# | Date  | Opponent       | Score | GF-GA   | Record  | GM# | Date | Opponent       | Score | GF-GA   | Record   |
|-----|-------|----------------|-------|---------|---------|-----|------|----------------|-------|---------|----------|
| 1   | 10/5  | St. Louis      | 7-2   | 7-2     | 1-0-0   | 41  | 1/9  | St. Louis      | 4-3   | 156-120 | 21-14-6  |
| 2   | 10/6  | @ Chicago      | 4-2   | 11-4    | 2-0-0   | 42  | 1/11 | Toronto        | 3-4   | 159-124 | 21-15-6  |
| 3   | 10/8  | Quebec         | 6-5   | 17-9    | 3-0-0   | 43  | 1/12 | Los Angeles    | 5-2   | 164-126 | 22-15-6  |
| 4   | 10/12 | Pittsburgh     | 4-1   | 21-10   | 4-0-0   | 44  | 1/15 | Buffalo        | 8-8*  | 172-134 | 22-15-7  |
| 5   | 10/13 | @ Philadelphia | 2-4   | 23-14   | 4-1-0   | 45  | 1/24 | @ Washington   | 5-2   | 177-136 | 23-15-7  |
| 6   | 10/16 | @ NY Rangers   | 2-4   | 25-18   | 4-2-0   | 46  | 1/25 | Detroit        | 0-7   | 177-143 | 23-16-7  |
| 7   | 10/18 | @ Washington   | 5-6   | 30-24   | 4-3-0   | 47  | 1/29 | @ Montreal     | 4-3   | 181-146 | 24-16-7  |
| 8   | 10/19 | Washington     | 1-5   | 31-29   | 4-4-0   | 48  | 1/31 | @ Detroit      | 6-3   | 187-149 | 25-16-7  |
| 9   | 10/22 | Los Angeles    | 5-2   | 36-31   | 5-4-0   | 49  | 2/1  | @ Toronto      | 4-6   | 191-155 | 25-17-7  |
| 10  | 10/24 | @ Pittsburgh   | 4-2   | 40-33   | 6-4-0   | 50  | 2/4  | Philadelphia   | 3-1   | 194-156 | 26-17-7  |
| 11  | 10/26 | San Jose       | 9-0   | 49-33   | 7-4-0   | 51  | 2/6  | @ St. Louis    | 1-4   | 195-160 | 26-18-7  |
| 12  | 10/29 | @ Vancouver    | 3-4   | 52-37   | 7-5-0   | 52  | 2/8  | @ Boston       | 6-4   | 201-164 | 27-18-7  |
| 13  | 10/30 | @ Calgary      | 5-2   | 57-39   | 8-5-0   | 53  | 2/9  | @ Quebec       | 2-1   | 203-165 | 28-18-7  |
| 14  | 11/1  | @ Edmonton     | 3-1   | 60-40   | 9-5-0   | 54  | 2/13 | Vancouver      | 5-3   | 208-168 | 29-18-7  |
| 15  | 11/4  | @ Montreal     | 2-3*  | 62-43   | 9-6-0   | 55  | 2/15 | Hartford       | 4-1   | 212-169 | 30-18-7  |
| 16  | 11/8  | Montreal       | 3-2   | 65-45   | 10-6-0  | 56  | 2/16 | NY Rangers     | 4-2   | 216-171 | 31-18-7  |
| 17  | 11/9  | @ Boston       | 0-4   | 65-49   | 10-7-0  | 57  | 2/18 | Philadelphia   | 4-3*  | 220-174 | 32-18-7  |
| 18  | 11/12 | Philadelphia   | 5-2   | 70-51   | 11-7-0  | 58  | 2/20 | @ Chicago      | 4-4*  | 224-178 | 32-18-8  |
| 19  | 11/14 | NY Islanders   | 3-4   | 73-55   | 11-8-0  | 59  | 2/21 | @ Winnipeg     | 4-6   | 228-184 | 32-19-8  |
| 20  | 11/16 | Winnipeg       | 0-1   | 73-56   | 11-9-0  | 60  | 2/24 | Minnesota      | 1-3   | 229-187 | 32-20-8  |
| 21  | 11/20 | Washington     | 6-5*  | 79-61   | 12-9-0  | 61  | 2/25 | @ Toronto      | 5-5*  | 234-192 | 32-20-9  |
| 22  | 11/22 | Hartford       | 8-2   | 87-63   | 13-9-0  | 62  | 2/28 | NY Islanders   | 2-3*  | 236-195 | 32-21-9  |
| 23  | 11/23 | @ Philadelphia | 5-5*  | 92-68   | 13-9-1  | 63  | 2/29 | @ NY Islanders | 3-1   | 239-196 | 33-21-9  |
| 24  | 11/27 | @ Pittsburgh   | 4-8   | 96-76   | 13-10-1 | 64  | 3/2  | NY Rangers     | 1-7   | 240-203 | 33-22-9  |
| 25  | 11/30 | @ Los Angeles  | 4-1   | 100-77  | 14-10-1 | 65  | 3/4  | @ NY Rangers   | 5-4   | 245-207 | 34-22-9  |
| 26  | 12/5  | Calgary        | 6-3   | 106-80  | 15-10-1 | 66  | 3/6  | @ Buffalo      | 4-5   | 249-212 | 34-23-9  |
| 27  | 12/7  | Detroit        | 2-2*  | 108-82  | 15-10-2 | 67  | 3/7  | @ Washington   | 2-3*  | 251-215 | 34-24-9  |
| 28  | 12/8  | @ Philadelphia | 2-2*  | 110-84  | 15-10-3 | 68  | 3/11 | @ Edmonton     | 2-2*  | 253-217 | 34-24-10 |
| 29  | 12/10 | @ Minnesota    | 3-4   | 113-88  | 15-11-3 | 69  | 3/12 | @ Vancouver    | 1-2   | 254-219 | 34-25-10 |
| 30  | 12/13 | Pittsburgh     | 3-4   | 116-92  | 15-12-3 | 70  | 3/14 | @ San Jose     | 2-3   | 256-222 | 34-26-10 |
| 31  | 12/14 | @ NY Islanders | 3-3*  | 119-95  | 15-12-4 | 71  | 3/19 | Edmonton       | 3-5   | 259-227 | 34-27-10 |
| 32  | 12/19 | @ Hartford     | 4-1   | 123-96  | 16-12-4 | 72  | 3/21 | NY Islanders   | 2-2*  | 261-229 | 34-27-11 |
| 33  | 12/21 | Chicago        | 1-1*  | 124-97  | 16-12-5 | 73  | 3/22 | @ NY Rangers   | 3-6   | 264-235 | 34-28-11 |
| 34  | 12/23 | @ NY Rangers   | 0-3   | 124-100 | 16-13-5 | 74  | 3/24 | San Jose       | 4-3   | 268-238 | 35-28-11 |
| 35  | 12/26 | @ NY Islanders | 5-5*  | 129-105 | 16-13-6 | 75  | 3/26 | Boston         | 4-2   | 272-240 | 36-28-11 |
| 36  | 12/28 | Buffalo        | 3-0   | 132-105 | 17-13-6 | 76  | 3/28 | Quebec         | 5-2   | 277-242 | 37-28-11 |
| 37  | 12/29 | Washington     | 3-4   | 135-109 | 17-14-6 | 77  | 3/29 | @ Philadelphia | 4-5   | 281-247 | 37-29-11 |
| 38  | 12/31 | @ Pittsburgh   | 7-4   | 142-113 | 18-14-6 | 78  | 4/12 | Washington     | 3-4*  | 284-251 | 37-30-11 |
| 39  | 1/2   | Pittsburgh     | 4-0   | 146-113 | 19-14-6 | 79  | 4/13 | Pittsburgh     | 5-1   | 289-252 | 38-30-11 |
| 40  | 1/4   | NY Rangers     | 6-4   | 152-117 | 20-14-6 | 80  | 4/15 | @ NY Islanders | 0-7   | 289-259 | 38-31-11 |

\*Denotes overtime

(40-37-7, 87 pts., 4th Place, Patrick Division)

**SCORING**

| Player             | GP | G  | A  | PTS | PIM | +/- | PP | GW | Player           | GP | G | A  | PTS | PIM | +/- | PP | GW |
|--------------------|----|----|----|-----|-----|-----|----|----|------------------|----|---|----|-----|-----|-----|----|----|
| Claude Lemieux     | 77 | 30 | 51 | 81  | 155 | 3   | 13 | 3  | Janne Ojanen     | 31 | 4 | 9  | 13  | 14  | 2-  | 1  | 1  |
| Alexander Semak    | 82 | 37 | 42 | 79  | 70  | 24  | 4  | 6  | Ken Daneyko      | 84 | 2 | 11 | 13  | 236 | 4   | 0  | 0  |
| Stephane Richer    | 78 | 38 | 35 | 73  | 44  | 1-  | 7  | 7  | Zdeno Ciger      | 27 | 4 | 8  | 12  | 2   | 8-  | 2  | 1  |
| Valeri Zelepukin   | 78 | 23 | 41 | 64  | 70  | 19  | 5  | 2  | Kevin Todd       | 30 | 5 | 10 | 16  | 16  | 4-  | 0  | 2  |
| Scott Stevens      | 81 | 12 | 45 | 57  | 120 | 14  | 8  | 1  | Troy Mallette    | 34 | 4 | 3  | 7   | 56  | 3   | 0  | 0  |
| Bruce Driver       | 83 | 14 | 40 | 54  | 66  | 10- | 6  | 0  | Tommy Albelin    | 36 | 1 | 5  | 6   | 14  | E   | 1  | 1  |
| John MacLean       | 80 | 24 | 24 | 48  | 102 | 6-  | 7  | 3  | Doug Brown       | 15 | 0 | 5  | 5   | 2   | 3   | 0  | 0  |
| Peter Stastny      | 62 | 17 | 23 | 40  | 22  | 5-  | 7  | 3  | Ben Hankinson    | 4  | 2 | 1  | 3   | 9   | 2   | 0  | 0  |
| Scott Niedermayer  | 80 | 11 | 29 | 40  | 47  | 8   | 5  | 0  | Claude Vilgrain  | 4  | 0 | 2  | 2   | 0   | 3-  | 0  | 0  |
| Bobby Holik        | 61 | 20 | 19 | 39  | 76  | 6-  | 7  | 4  | Jarrold Skalde   | 11 | 0 | 2  | 2   | 4   | 3-  | 0  | 0  |
| Bill Guerin        | 65 | 14 | 20 | 34  | 63  | 14  | 0  | 2  | Brian Sullivan   | 2  | 0 | 1  | 1   | 0   | 1-  | 0  | 0  |
| Viacheslav Fetisov | 76 | 4  | 23 | 27  | 158 | 7   | 1  | 0  | Craig Billington | 42 | 0 | 1  | 1   | 8   | -   | 0  | 0  |
| Randy McKay        | 73 | 11 | 11 | 22  | 206 | E   | 1  | 2  | Jim Dowd         | 1  | 0 | 0  | 0   | 0   | 1-  | 0  | 0  |
| Scott Pellerin     | 45 | 10 | 11 | 21  | 41  | 1-  | 1  | 0  | David Emma       | 2  | 0 | 0  | 0   | 0   | E   | 0  | 0  |
| Bernie Nicholls    | 23 | 5  | 15 | 20  | 40  | 3   | 1  | 0  | Jason Miller     | 2  | 0 | 0  | 0   | 0   | 1-  | 0  | 0  |
| Tom Chorske        | 50 | 7  | 12 | 19  | 25  | 1-  | 0  | 1  | Jon Morris       | 2  | 0 | 0  | 0   | 0   | 1-  | 0  | 0  |
| Alexei Kasatonov   | 64 | 3  | 14 | 17  | 57  | 4   | 0  | 0  | Myles O'Connor   | 7  | 0 | 0  | 0   | 9   | 4-  | 0  | 0  |
| Dave Barr          | 62 | 6  | 8  | 14  | 61  | 1   | 0  | 1  | Chris Terreri    | 48 | 0 | 0  | 0   | 6   | -   | 0  | 0  |

**GOALTENDERS**

|                  | GP | MIN  | GA  | EN | SO | AVG  | W  | L  | T | SA   | SAV% |
|------------------|----|------|-----|----|----|------|----|----|---|------|------|
| Chris Terreri    | 48 | 2672 | 151 | 2  | 2  | 3.39 | 19 | 21 | 3 | 1324 | .886 |
| Craig Billington | 42 | 2389 | 146 | 0  | 2  | 3.67 | 21 | 16 | 4 | 1178 | .876 |

**RESULTS**

| GM# | Date  | Opponent       | Score | GF-GA   | Record  | GM# | Date | Opponent       | Score | GF-GA   | Record  |
|-----|-------|----------------|-------|---------|---------|-----|------|----------------|-------|---------|---------|
| 1   | 10/6  | NY Islanders   | 4-3   | 4-3     | 1-0-0   | 43  | 1/14 | Los Angeles    | 7-1   | 151-141 | 23-17-3 |
| 2   | 10/9  | @ Philadelphia | 4-6   | 8-9     | 1-1-0   | 44  | 1/16 | NY Islanders   | 3-5   | 154-146 | 23-18-3 |
| 3   | 10/10 | NY Rangers     | 4-2   | 12-11   | 2-1-0   | 45  | 1/20 | @ Montreal     | 2-3   | 156-149 | 23-19-3 |
| 4   | 10/12 | Washington     | 4-2   | 16-13   | 3-1-0   | 46  | 1/22 | Montreal       | 6-2   | 162-151 | 24-19-3 |
| 5   | 10/14 | @ NY Rangers   | 1-6   | 17-19   | 3-2-0   | 47  | 1/23 | @ Boston       | 5-7   | 167-158 | 24-20-3 |
| 6   | 10/17 | Philadelphia   | 2-0   | 19-19   | 4-2-0   | 48  | 1/26 | @ NY Islanders | 2-8   | 169-166 | 24-21-3 |
| 7   | 10/20 | Hartford       | 4-5   | 23-24   | 4-3-0   | 49  | 1/28 | @ Minnesota    | 2-4   | 171-170 | 24-22-3 |
| 8   | 10/22 | @ Chicago      | 6-5*  | 29-29   | 5-3-0   | 50  | 1/30 | @ St. Louis    | 2-2*  | 173-172 | 24-22-4 |
| 9   | 10/24 | Pittsburgh     | 3-4   | 32-33   | 5-4-0   | 51  | 2/3  | Calgary        | 4-5   | 177-177 | 24-23-4 |
| 10  | 10/28 | @ Hartford     | 4-3*  | 36-36   | 6-4-0   | 52  | 2/8  | NY Rangers     | 5-4   | 182-181 | 25-23-4 |
| 11  | 10/30 | NY Islanders   | 1-4   | 37-40   | 6-5-0   | 53  | 2/9  | @ Detroit      | 5-8   | 187-189 | 25-24-4 |
| 12  | 10/31 | @ NY Islanders | 5-3   | 42-43   | 7-5-0   | 54  | 2/13 | Philadelphia   | 6-4   | 193-193 | 26-24-4 |
| 13  | 11/5  | @ Los Angeles  | 2-5   | 44-48   | 7-6-0   | 55  | 2/14 | @ Philadelphia | 5-2   | 198-195 | 27-24-4 |
| 14  | 11/7  | @ San Jose     | 6-1   | 50-49   | 8-6-0   | 56  | 2/17 | St. Louis      | 4-3   | 202-198 | 28-24-4 |
| 15  | 11/11 | Montreal       | 3-8   | 53-57   | 8-7-0   | 57  | 2/19 | Buffalo        | 3-3*  | 205-201 | 28-24-5 |
| 16  | 11/13 | Washington     | 3-0   | 56-57   | 9-7-0   | 58  | 2/21 | Quebec         | 3-6   | 208-207 | 28-25-5 |
| 17  | 11/14 | @ Washington   | 4-3*  | 60-60   | 10-7-0  | 59  | 2/23 | @ Pittsburgh   | 3-1   | 211-208 | 29-25-5 |
| 18  | 11/18 | Buffalo#       | 3-2   | 63-62   | 11-7-0  | 60  | 2/25 | @ Philadelphia | 2-6   | 213-214 | 29-26-5 |
| 19  | 11/20 | Pittsburgh     | 1-4   | 64-66   | 11-8-0  | 61  | 2/27 | Ottawa         | 5-2   | 218-216 | 30-26-5 |
| 20  | 11/21 | @ Pittsburgh   | 0-2   | 64-68   | 11-9-0  | 62  | 2/28 | Detroit        | 6-3   | 224-219 | 31-26-5 |
| 21  | 11/25 | @ Ottawa       | 1-3   | 65-71   | 11-10-0 | 63  | 3/3  | @ Hartford     | 7-4   | 231-223 | 32-26-5 |
| 22  | 11/28 | @ Quebec       | 6-3   | 71-74   | 12-10-0 | 64  | 3/5  | Chicago        | 1-1*  | 232-224 | 32-26-6 |
| 23  | 12/1  | Toronto        | 8-3   | 79-77   | 13-10-0 | 65  | 3/7  | Philadelphia   | 7-3   | 239-227 | 33-26-6 |
| 24  | 12/3  | @ Ottawa       | 3-3*  | 82-80   | 13-10-1 | 66  | 3/9  | @ Vancouver    | 2-7   | 241-234 | 33-27-6 |
| 25  | 12/5  | Boston         | 2-4   | 84-84   | 13-11-1 | 67  | 3/12 | @ Edmonton     | 4-6   | 245-240 | 33-28-6 |
| 26  | 12/6  | @ Buffalo      | 7-3   | 91-87   | 14-11-1 | 68  | 3/13 | @ Calgary      | 3-4   | 248-244 | 33-29-6 |
| 27  | 12/9  | Washington     | 2-6   | 93-93   | 14-12-1 | 69  | 3/16 | @ Boston#      | 1-3   | 249-247 | 33-30-6 |
| 28  | 12/11 | Pittsburgh     | 2-1   | 95-94   | 15-12-1 | 70  | 3/18 | Edmonton       | 5-1   | 254-248 | 34-30-6 |
| 29  | 12/12 | @ Pittsburgh   | 5-6   | 100-100 | 15-13-1 | 71  | 3/20 | Quebec         | 1-5   | 255-253 | 34-31-6 |
| 30  | 12/15 | @ Winnipeg     | 3-4   | 103-104 | 15-14-1 | 72  | 3/21 | @ Philadelphia | 3-2   | 258-255 | 35-31-6 |
| 31  | 12/18 | @ Tampa Bay    | 2-0   | 105-104 | 16-14-1 | 73  | 3/23 | Tampa Bay      | 9-3   | 267-258 | 36-31-6 |
| 32  | 12/21 | NY Rangers     | 0-3   | 105-107 | 16-15-1 | 74  | 3/25 | @ Pittsburgh   | 3-4   | 270-262 | 36-32-6 |
| 33  | 12/23 | @ NY Rangers   | 5-4*  | 110-111 | 17-15-1 | 75  | 3/27 | @ Washington   | 5-2   | 275-264 | 37-32-6 |
| 34  | 12/27 | Hartford       | 6-2   | 116-113 | 18-15-1 | 76  | 3/29 | San Jose       | 5-0   | 280-284 | 38-32-6 |
| 35  | 12/29 | @ Quebec       | 1-4   | 117-117 | 18-16-1 | 77  | 3/31 | @ Buffalo      | 2-5   | 282-269 | 38-33-6 |
| 36  | 1/1   | @ Washington   | 2-9   | 119-126 | 18-17-1 | 78  | 4/3  | @ Toronto      | 0-1   | 282-270 | 38-34-6 |
| 37  | 1/2   | Winnipeg       | 2-2*  | 121-128 | 18-17-2 | 79  | 4/4  | @ Pittsburgh   | 2-5   | 284-275 | 38-35-6 |
| 38  | 1/4   | @ NY Rangers   | 3-3*  | 124-131 | 18-17-3 | 80  | 4/7  | NY Rangers     | 5-2   | 289-277 | 39-35-6 |
| 39  | 1/6   | Minnesota      | 5-1   | 129-132 | 19-17-3 | 81  | 4/10 | @ Washington   | 5-3   | 294-280 | 40-35-6 |
| 40  | 1/8   | Ottawa         | 6-4   | 135-136 | 20-17-3 | 82  | 4/11 | NY Islanders   | 4-5   | 298-285 | 40-36-6 |
| 41  | 1/9   | @ Boston       | 6-2   | 141-138 | 21-17-3 | 83  | 4/14 | Pittsburgh     | 6-6*  | 304-291 | 40-36-7 |
| 42  | 1/12  | Vancouver      | 3-2   | 144-140 | 22-17-3 | 84  | 4/16 | @ NY Islanders | 4-8   | 308-299 | 40-37-7 |

\* Denotes overtime

# Denotes Neutral Site Games:

11/18 @ Hamilton, Ont.; 3/16 @ Providence, Rl.

(47-25-12, 106 pts., 2nd Place, Atlantic Division)

SCORING

| Player            | GP | G  | A  | PTS | PIM | +/- | PP | GW | Player             | GP | G  | A  | PTS | PIM | +/- | PP | GW |
|-------------------|----|----|----|-----|-----|-----|----|----|--------------------|----|----|----|-----|-----|-----|----|----|
| Scott Stevens     | 83 | 18 | 60 | 78  | 112 | 53  | 5  | 4  | Randy McKay        | 78 | 12 | 15 | 27  | 244 | 24  | 0  | 1  |
| Stephane Richer   | 80 | 36 | 36 | 72  | 16  | 31  | 7  | 9  | Mike Peluso        | 69 | 4  | 16 | 20  | 238 | 19  | 0  | 0  |
| John MacLean      | 80 | 37 | 33 | 70  | 95  | 30  | 8  | 4  | Tommy Albelin      | 62 | 2  | 17 | 19  | 36  | 20  | 1  | 1  |
| Valeri Zelepukin  | 82 | 26 | 31 | 57  | 70  | 36  | 8  | 0  | Jaroslav Modry     | 41 | 2  | 15 | 17  | 18  | 10  | 2  | 0  |
| Corey Millen      | 78 | 20 | 30 | 50  | 52  | 24  | 4  | 3  | Jim Dowd           | 15 | 5  | 10 | 15  | 0   | 8   | 2  | 0  |
| Bernie Nicholls   | 61 | 19 | 27 | 46  | 86  | 24  | 3  | 1  | Viacheslav Fetisov | 52 | 1  | 14 | 15  | 30  | 14  | 0  | 0  |
| Scott Niedermayer | 81 | 10 | 36 | 46  | 42  | 34  | 5  | 2  | David Emma         | 15 | 5  | 5  | 10  | 2   | E   | 1  | 2  |
| Bill Guerin       | 81 | 25 | 19 | 44  | 101 | 14  | 2  | 3  | Ken Daneyko        | 78 | 1  | 9  | 10  | 176 | 27  | 0  | 1  |
| Claude Lemieux    | 79 | 18 | 26 | 44  | 86  | 13  | 5  | 5  | Jason Smith        | 41 | 0  | 5  | 5   | 43  | 7   | 0  | 0  |
| Tom Chorske       | 76 | 21 | 20 | 41  | 32  | 14  | 1  | 4  | Chris Terreri      | 44 | 0  | 2  | 2   | 4   | -   | 0  | 0  |
| Bobby Holik       | 70 | 13 | 20 | 33  | 72  | 28  | 2  | 3  | Ben Hankinson      | 13 | 1  | 0  | 1   | 23  | E   | 0  | 1  |
| Bob Carpenter     | 76 | 10 | 23 | 33  | 51  | 7   | 0  | 1  | Scott Pellerin     | 1  | 0  | 0  | 0   | 2   | E   | 0  | 0  |
| Bruce Driver      | 66 | 8  | 24 | 32  | 63  | 29  | 3  | 0  | Peter Sidorkiewicz | 3  | 0  | 0  | 0   | 0   | -   | 0  | 0  |
| Alexander Semak   | 54 | 12 | 17 | 29  | 22  | 6   | 2  | 2  | Martin Brodeur     | 47 | 0  | 0  | 0   | 2   | -   | 0  | 0  |

GOALTENDERS

|                    | GP | MIN  | GA  | EN | SO | AVG  | W  | L  | T | SA   | SAV% |
|--------------------|----|------|-----|----|----|------|----|----|---|------|------|
| Martin Brodeur     | 47 | 2625 | 105 | 0  | 3  | 2.40 | 27 | 11 | 4 | 1238 | .915 |
| Chris Terreri      | 44 | 2340 | 106 | 2  | 2  | 2.72 | 20 | 11 | 8 | 1141 | .907 |
| Peter Sidorkiewicz | 3  | 130  | 6   | 1  | 0  | 2.77 | 0  | 3  | 0 | 55   | .891 |

RESULTS

| GM# | Date  | Opponent       | Score | GF-GA   | Record  | GM# | Date | Opponent       | Score | GF-GA   | Record   |
|-----|-------|----------------|-------|---------|---------|-----|------|----------------|-------|---------|----------|
| 1   | 10/6  | Tampa Bay      | 2-1   | 2-1     | 1-0-0   | 43  | 1/14 | @ Washington   | 5-2   | 154-119 | 25-14-4  |
| 2   | 10/8  | @ Washington   | 6-3   | 8-4     | 2-0-0   | 44  | 1/15 | Los Angeles    | 3-5   | 157-124 | 25-15-4  |
| 3   | 10/9  | Washington     | 6-4   | 14-8    | 3-0-0   | 45  | 1/19 | @ Winnipeg     | 4-0   | 161-124 | 26-15-4  |
| 4   | 10/12 | Winnipeg       | 7-4   | 21-12   | 4-0-0   | 46  | 1/24 | @ Dallas       | 6-2   | 167-126 | 27-15-4  |
| 5   | 10/16 | @ NY Islanders | 6-3   | 27-15   | 5-0-0   | 47  | 1/26 | @ Edmonton     | 3-3*  | 170-129 | 27-15-5  |
| 6   | 10/20 | Anaheim        | 4-0   | 31-15   | 6-0-0   | 48  | 1/28 | @ Calgary      | 2-2*  | 172-131 | 27-15-6  |
| 7   | 10/23 | Florida        | 2-1   | 33-16   | 7-0-0   | 49  | 1/29 | @ Vancouver    | 3-6   | 175-137 | 27-16-6  |
| 8   | 10/26 | Montreal       | 0-2   | 33-18   | 7-1-0   | 50  | 2/2  | Buffalo        | 2-3   | 177-140 | 27-17-6  |
| 9   | 10/30 | Philadelphia   | 5-3   | 38-21   | 8-1-0   | 51  | 2/4  | Ottawa         | 5-2   | 182-142 | 28-17-6  |
| 10  | 10/31 | @ NY Rangers#  | 1-4   | 39-25   | 8-2-0   | 52  | 2/5  | Pittsburgh     | 7-3   | 189-145 | 29-17-6  |
| 11  | 11/3  | @ Los Angeles  | 2-3   | 41-28   | 8-3-0   | 53  | 2/10 | Vancouver      | 7-3   | 196-148 | 30-17-6  |
| 12  | 11/5  | @ Anaheim      | 6-3   | 47-31   | 9-3-0   | 54  | 2/12 | @ Boston       | 3-5   | 199-153 | 30-18-6  |
| 13  | 11/7  | @ San Jose     | 2-1   | 49-32   | 10-3-0  | 55  | 2/13 | @ Tampa Bay    | 3-3*  | 202-156 | 30-18-7  |
| 14  | 11/10 | NY Islanders   | 5-3   | 54-35   | 11-3-0  | 56  | 2/17 | @ Toronto      | 1-2   | 203-158 | 30-19-7  |
| 15  | 11/11 | @ Philadelphia | 5-3   | 59-38   | 12-3-0  | 57  | 2/19 | Tampa Bay      | 5-4   | 208-162 | 31-19-7  |
| 16  | 11/13 | San Jose       | 2-4   | 61-42   | 12-4-0  | 58  | 2/20 | @ Chicago      | 1-1*  | 209-163 | 31-19-8  |
| 17  | 11/17 | Buffalo        | 4-0   | 65-42   | 13-4-0  | 59  | 2/23 | @ Detroit      | 7-2   | 216-165 | 32-19-8  |
| 18  | 11/18 | @ Ottawa       | 5-2   | 70-44   | 14-4-0  | 60  | 2/24 | NY Rangers     | 1-3   | 217-168 | 32-20-8  |
| 19  | 11/20 | Detroit        | 3-4*  | 73-48   | 14-5-0  | 61  | 2/26 | @ Hartford     | 1-1*  | 218-169 | 32-20-9  |
| 20  | 11/23 | @ Quebec       | 1-1*  | 74-49   | 14-5-1  | 62  | 2/28 | St. Louis      | 5-1   | 223-170 | 33-20-9  |
| 21  | 11/24 | @ Buffalo      | 5-3   | 79-52   | 15-5-1  | 63  | 3/2  | @ Florida      | 3-2   | 226-172 | 34-20-9  |
| 22  | 11/26 | @ St. Louis    | 6-6*  | 85-58   | 15-5-2  | 64  | 3/3  | @ Tampa Bay    | 5-4*  | 231-176 | 35-20-9  |
| 23  | 11/30 | NY Rangers     | 1-3   | 86-61   | 15-6-2  | 65  | 3/5  | Calgary        | 6-3   | 237-179 | 36-20-9  |
| 24  | 12/2  | @ Pittsburgh   | 2-2*  | 88-63   | 15-6-3  | 66  | 3/7  | Quebec         | 2-2*  | 239-181 | 36-20-10 |
| 25  | 12/4  | Chicago        | 2-2*  | 90-65   | 15-6-4  | 67  | 3/10 | Hartford       | 4-0   | 243-181 | 37-20-10 |
| 26  | 12/5  | @ NY Rangers   | 1-2   | 91-67   | 15-7-4  | 68  | 3/12 | Boston         | 2-1   | 245-182 | 38-20-10 |
| 27  | 12/8  | @ Montreal     | 4-2   | 95-69   | 16-7-4  | 69  | 3/13 | Dallas         | 4-0   | 249-182 | 39-20-10 |
| 28  | 12/9  | Quebec         | 2-3   | 97-72   | 16-8-4  | 70  | 3/15 | @ NY Islanders | 2-3   | 251-185 | 39-21-10 |
| 29  | 12/11 | Edmonton       | 5-2   | 102-74  | 17-8-4  | 71  | 3/17 | Boston         | 6-1   | 257-186 | 40-21-10 |
| 30  | 12/14 | @ NY Islanders | 1-4   | 103-78  | 17-9-4  | 72  | 3/19 | @ Boston       | 8-6   | 265-192 | 41-21-10 |
| 31  | 12/15 | Boston         | 4-5   | 107-83  | 17-10-4 | 73  | 3/21 | @ Florida      | 3-3*  | 268-195 | 41-21-11 |
| 32  | 12/18 | @ Quebec       | 6-2   | 113-85  | 18-10-4 | 74  | 3/24 | Tampa Bay      | 2-1   | 270-196 | 42-21-11 |
| 33  | 12/19 | Philadelphia   | 4-2   | 117-87  | 19-10-4 | 75  | 3/26 | Philadelphia   | 7-2   | 277-198 | 43-21-11 |
| 34  | 12/22 | @ Hartford     | 3-6   | 120-93  | 19-11-4 | 76  | 3/27 | Quebec#        | 5-2   | 282-200 | 44-21-11 |
| 35  | 12/23 | Toronto        | 3-2   | 123-95  | 20-11-4 | 77  | 3/29 | Montreal       | 5-2   | 287-202 | 45-21-11 |
| 36  | 12/26 | @ NY Rangers   | 3-8   | 126-103 | 20-12-4 | 78  | 4/1  | @ Washington   | 1-2   | 288-204 | 45-22-11 |
| 37  | 12/28 | Hartford       | 4-2   | 130-105 | 21-12-4 | 79  | 4/2  | NY Rangers     | 2-4   | 290-208 | 45-23-11 |
| 38  | 1/1   | @ Ottawa       | 7-1   | 137-106 | 22-12-4 | 80  | 4/6  | @ Pittsburgh   | 1-3   | 291-211 | 45-24-11 |
| 39  | 1/4   | NY Islanders   | 6-3   | 143-109 | 23-12-4 | 81  | 4/8  | Pittsburgh     | 7-2   | 298-213 | 46-24-11 |
| 40  | 1/7   | Florida        | 4-1   | 147-110 | 24-12-4 | 82  | 4/10 | @ Florida      | 2-2*  | 300-215 | 46-24-12 |
| 41  | 1/9   | Washington     | 0-4   | 147-114 | 24-13-4 | 83  | 4/12 | @ Philadelphia | 2-4   | 302-219 | 46-25-12 |
| 42  | 1/12  | @ Montreal     | 2-3   | 149-117 | 24-14-4 | 84  | 4/14 | Ottawa         | 4-1   | 306-220 | 47-25-12 |

\*Denotes overtime

#Denotes Neutral Site Games:  
10/31 @ Halifax, N.S.; 3/27 @ Minneapolis, MN.

(22-18-8, 52 pts., 2nd Place, Atlantic Division)

## SCORING

| Player            | GP | G  | A  | PTS | PIM | +/- | PP | GW | Player             | GP | G | A | PTS | PIM | +/- | PP | GW |
|-------------------|----|----|----|-----|-----|-----|----|----|--------------------|----|---|---|-----|-----|-----|----|----|
| Stephane Richer   | 45 | 23 | 16 | 39  | 10  | 8   | 1  | 5  | Shawn Chambers     | 21 | 2 | 5 | 7   | 6   | 2   | 1  | 0  |
| John MacLean      | 46 | 17 | 12 | 29  | 32  | 13  | 2  | 0  | Corey Millen       | 17 | 2 | 3 | 5   | 8   | 2   | 0  | 0  |
| Neal Broten       | 30 | 8  | 20 | 28  | 20  | 9   | 2  | 3  | Jim Dowd           | 10 | 1 | 4 | 5   | 0   | 5   | -1 | 0  |
| Bill Guerin       | 48 | 12 | 13 | 25  | 72  | 6   | 4  | 3  | Valeri Zelepukin   | 4  | 1 | 2 | 3   | 6   | 3   | 0  | 0  |
| Scott Stevens     | 48 | 2  | 20 | 22  | 56  | 4   | 1  | 1  | Danton Cole        | 12 | 1 | 2 | 3   | 8   | E   | 0  | 0  |
| Bobby Holik       | 48 | 10 | 10 | 20  | 18  | 9   | 0  | 2  | Ken Daneyko        | 25 | 1 | 2 | 3   | 54  | 4   | 0  | 0  |
| Claude Lemieux    | 45 | 6  | 13 | 19  | 86  | 2   | 1  | 1  | Chris McAlpine     | 24 | 0 | 3 | 3   | 17  | 4   | 0  | 0  |
| Scott Niedermayer | 48 | 4  | 15 | 19  | 18  | 19  | 4  | 0  | Martin Brodeur     | 40 | 0 | 2 | 2   | 2   | -   | 0  | 0  |
| Tom Chorske       | 42 | 10 | 8  | 18  | 16  | 4   | -  | 0  | Viacheslav Fetisov | 4  | 0 | 1 | 1   | 0   | 2   | -  | 0  |
| Brian Rolston     | 40 | 7  | 11 | 18  | 17  | 5   | 2  | 3  | David Emma         | 6  | 0 | 1 | 1   | 0   | 2   | -  | 0  |
| Bob Carpenter     | 41 | 5  | 11 | 16  | 19  | 1   | -  | 0  | Kevin Dean         | 17 | 0 | 1 | 1   | 4   | 6   | 0  | 0  |
| Bruce Driver      | 41 | 4  | 12 | 16  | 18  | 1   | -  | 1  | Jason Smith        | 2  | 0 | 0 | 0   | 0   | 3   | -  | 0  |
| Tommy Albelin     | 48 | 5  | 10 | 15  | 20  | 9   | 2  | 0  | Ben Hankinson      | 8  | 0 | 0 | 0   | 7   | 6   | -  | 0  |
| Sergei Brylin     | 26 | 6  | 8  | 14  | 8   | 12  | 0  | 0  | Reid Simpson       | 9  | 0 | 0 | 0   | 27  | 1   | -  | 0  |
| Randy McKay       | 33 | 5  | 7  | 12  | 44  | 10  | 0  | 0  | Jaroslav Modry     | 11 | 0 | 0 | 0   | 0   | 1   | -  | 0  |
| Mike Peluso       | 46 | 2  | 9  | 11  | 167 | 5   | 0  | 1  | Chris Terreri      | 15 | 0 | 0 | 0   | 0   | -   | 0  | 0  |
| Alexander Semak   | 19 | 2  | 6  | 8   | 13  | 4   | -  | 0  |                    |    |   |   |     |     |     |    |    |

## GOALTENDERS

|                | GP | MIN  | GA | EN | SO | AVG  | W  | L  | T | SA  | SAV% |
|----------------|----|------|----|----|----|------|----|----|---|-----|------|
| Martin Brodeur | 40 | 2184 | 89 | 1  | 3  | 2.45 | 19 | 11 | 6 | 908 | .902 |
| Chris Terreri  | 15 | 734  | 31 | 0  | 0  | 2.53 | 3  | 7  | 2 | 309 | .900 |

## RESULTS

| GM# | Date | Opponent       | Score | GF-GA | Record | GM# | Date | Opponent       | Score | GF-GA   | Record  |
|-----|------|----------------|-------|-------|--------|-----|------|----------------|-------|---------|---------|
| 1   | 1/22 | @Hartford      | 2-2*  | 2-2   | 0-0-1  | 25  | 3/14 | Ottawa         | 4-2   | 69-68   | 10-11-4 |
| 2   | 1/25 | @Buffalo       | 1-2   | 3-4   | 0-1-1  | 26  | 3/16 | Hartford       | 2-2*  | 71-70   | 10-11-5 |
| 3   | 1/26 | @Boston        | 0-1*  | 3-5   | 0-2-1  | 27  | 3/18 | Tampa Bay      | 1-2   | 72-72   | 10-12-5 |
| 4   | 1/28 | @Montreal      | 1-5   | 4-10  | 0-3-1  | 28  | 3/19 | Boston         | 4-3*  | 76-75   | 11-12-5 |
| 5   | 1/31 | Buffalo        | 2-1   | 6-11  | 1-3-1  | 29  | 3/22 | @ NY Rangers   | 5-2   | 81-77   | 12-12-5 |
| 6   | 2/2  | Quebec         | 5-4   | 11-15 | 2-3-1  | 30  | 3/24 | @ Pittsburgh   | 2-5   | 83-82   | 12-13-5 |
| 7   | 2/4  | @Quebec        | 0-2   | 11-17 | 2-4-1  | 31  | 3/26 | @ NY Islanders | 5-5*  | 88-87   | 12-13-6 |
| 8   | 2/5  | Pittsburgh     | 3-3*  | 14-20 | 2-4-2  | 32  | 3/29 | @ Ottawa       | 4-2   | 92-89   | 13-13-6 |
| 9   | 2/9  | NY Rangers     | 4-1   | 18-21 | 3-4-2  | 33  | 3/30 | @ Philadelphia | 4-3   | 96-92   | 14-13-6 |
| 10  | 2/11 | Philadelphia   | 1-3   | 19-24 | 3-5-2  | 34  | 4/1  | Montreal       | 4-1   | 100-93  | 15-13-6 |
| 11  | 2/12 | @Florida       | 4-2   | 23-26 | 4-5-2  | 35  | 4/4  | Tampa Bay      | 1-1*  | 101-94  | 15-13-7 |
| 12  | 2/15 | Washington     | 4-2   | 27-28 | 5-5-2  | 36  | 4/5  | @ Ottawa       | 2-0   | 103-94  | 16-13-7 |
| 13  | 2/17 | NY Islanders   | 2-2*  | 29-30 | 5-5-3  | 37  | 4/9  | NY Rangers     | 2-0   | 105-94  | 17-13-7 |
| 14  | 2/18 | @ NY Islanders | 2-3   | 31-33 | 5-6-3  | 38  | 4/10 | @ Montreal     | 1-2   | 106-96  | 17-14-7 |
| 15  | 2/20 | @ Washington   | 2-0   | 33-33 | 6-6-3  | 39  | 4/12 | @ Washington   | 2-1   | 108-97  | 18-14-7 |
| 16  | 2/23 | Boston         | 2-3   | 35-36 | 6-7-3  | 40  | 4/14 | NY Islanders   | 6-3   | 114-100 | 19-14-7 |
| 17  | 2/25 | Washington     | 3-3*  | 38-39 | 6-7-4  | 41  | 4/16 | Hartford       | 3-2   | 117-102 | 20-14-7 |
| 18  | 2/27 | Montreal       | 6-1   | 44-40 | 7-7-4  | 42  | 4/18 | @ Tampa Bay    | 2-3   | 119-105 | 20-15-7 |
| 19  | 3/2  | @ Boston       | 2-7   | 46-47 | 7-8-4  | 43  | 4/20 | @ Florida      | 0-1   | 119-106 | 20-16-7 |
| 20  | 3/4  | Florida        | 6-1   | 52-48 | 8-8-4  | 44  | 4/22 | Philadelphia   | 3-4*  | 122-110 | 20-17-7 |
| 21  | 3/6  | @ Quebec       | 3-6   | 55-54 | 8-9-4  | 45  | 4/26 | Pittsburgh     | 3-3*  | 125-113 | 20-17-8 |
| 22  | 3/8  | @ NY Rangers   | 4-6   | 59-60 | 8-10-4 | 46  | 4/28 | Florida        | 3-1   | 128-114 | 21-17-8 |
| 23  | 3/10 | @ Tampa Bay    | 3-2   | 62-62 | 9-10-4 | 47  | 4/30 | Quebec         | 4-2   | 132-116 | 22-17-8 |
| 24  | 3/12 | @ Philadelphia | 3-4   | 65-66 | 9-11-4 | 48  | 5/3  | @ Buffalo      | 4-5   | 136-121 | 22-18-8 |

\*Denotes overtime

## 1994-95 STANLEY CUP CHAMPIONSHIP NOTES

- The Devils' .542 regular-season winning percentage was the lowest for a Stanley Cup Champion since Toronto went 32-27-11 (.536) in 1966-67.
- The club started all of its playoff series on the road; no other champion had accomplished that feat since the 16-team playoff format was introduced in 1979-80. The 1966-67 Maple Leafs were the last team to start all of their playoff series on the road. In 1966-67, just four clubs qualified for the playoffs, and there were just two rounds.
- New Jersey went 10-1 on the road in the playoffs. The 10 wins are an NHL record (since tied).
- The Devils became the sixth NHL club to win a championship in their first Stanley Cup Finals appearance, and the first ever to sweep.



(37-33-12, 86 pts., 6th Place, Atlantic Division)

**SCORING**

| Player            | GP | G  | A  | PTS | PIM | +/- | PP | GW | Player          | GP | G | A | PTS | PIM | +/- | PP | GW |
|-------------------|----|----|----|-----|-----|-----|----|----|-----------------|----|---|---|-----|-----|-----|----|----|
| Steve Thomas      | 81 | 26 | 35 | 61  | 98  | 2-  | 6  | 6  | Bob Carpenter   | 52 | 5 | 5 | 10  | 14  | 10- | 0  | 0  |
| Bill Guerin       | 80 | 23 | 30 | 53  | 116 | 7   | 8  | 6  | Steve Sullivan  | 16 | 5 | 4 | 9   | 8   | 3   | 2  | 1  |
| John MacLean      | 76 | 20 | 28 | 48  | 91  | 3   | 3  | 3  | Sergei Brylin   | 50 | 4 | 5 | 9   | 26  | -2  | 0  | 1  |
| Petr Sykora       | 63 | 18 | 24 | 42  | 32  | 7   | 8  | 3  | Ken Daneyko     | 80 | 2 | 4 | 6   | 115 | 10- | 0  | 0  |
| Scott Niedermayer | 79 | 8  | 25 | 33  | 46  | 5   | 6  | 0  | Reid Simpson    | 23 | 1 | 5 | 6   | 79  | 2   | 0  | 0  |
| Stephane Richer   | 73 | 20 | 12 | 32  | 30  | 8-  | 3  | 3  | Kevin Dean      | 41 | 0 | 6 | 6   | 28  | 4   | 0  | 0  |
| Bobby Holik       | 63 | 13 | 17 | 30  | 58  | 9   | 1  | 1  | Denis Pederson  | 10 | 3 | 1 | 4   | 0   | 1-  | 1  | 2  |
| Scott Stevens     | 82 | 5  | 23 | 28  | 100 | 7   | 2  | 1  | Scott Pellerin  | 6  | 2 | 1 | 3   | 0   | 1   | 0  | 0  |
| Brian Rolston     | 58 | 13 | 11 | 24  | 8   | 9   | 3  | 4  | Ricard Persson  | 12 | 2 | 1 | 3   | 8   | 5   | 1  | 0  |
| Neal Broten       | 55 | 7  | 16 | 23  | 14  | 3-  | 1  | 1  | Jason Smith     | 64 | 2 | 1 | 3   | 96  | 5   | 0  | 0  |
| Shawn Chambers    | 64 | 2  | 21 | 23  | 18  | 1   | 2  | 1  | Esa Tikkanen    | 9  | 0 | 2 | 2   | 4   | 6-  | 0  | 0  |
| Randy McKay       | 76 | 11 | 10 | 21  | 145 | 7   | 3  | 3  | Jocelyn Lemieux | 18 | 0 | 1 | 1   | 4   | 7-  | 0  | 0  |
| Phil Housley      | 22 | 1  | 15 | 16  | 8   | 4-  | 0  | 0  | Martin Brodeur  | 77 | 0 | 1 | 1   | 6   | -   | 0  | 0  |
| Valeri Zelepukin  | 61 | 6  | 9  | 15  | 107 | 10- | 3  | 1  | Patrik Elias    | 1  | 0 | 0 | 0   | 0   | 1-  | 0  | 0  |
| Dave Andreychuk   | 15 | 8  | 5  | 13  | 10  | 2   | 2  | 0  | Chris Terreri   | 4  | 0 | 0 | 0   | 0   | -   | 0  | 0  |
| Jim Dowd          | 28 | 4  | 9  | 13  | 17  | 1-  | 0  | 0  | Cale Hulse      | 8  | 0 | 0 | 0   | 15  | 2-  | 0  | 0  |
| Tommy Albelin     | 53 | 1  | 12 | 13  | 14  | E   | 0  | 0  | Corey Schwab    | 10 | 0 | 0 | 0   | 31  | -   | 0  | 0  |
| Mike Peluso       | 57 | 3  | 8  | 11  | 146 | 4   | 0  | 0  |                 |    |   |   |     |     |     |    |    |

**GOALTENDERS**

|                | GP | MIN  | GA  | EN | SO | AVG  | W  | L  | T  | SA   | SAV% |
|----------------|----|------|-----|----|----|------|----|----|----|------|------|
| Corey Schwab   | 10 | 331  | 12  | 0  | 0  | 2.18 | 0  | 3  | 0  | 119  | .899 |
| Martin Brodeur | 77 | 4433 | 173 | 8  | 6  | 2.34 | 34 | 30 | 12 | 1954 | .911 |
| Chris Terreri  | 4  | 210  | 9   | 0  | 0  | 2.57 | 3  | 0  | 0  | 92   | .902 |

**RESULTS**

| GM# | Date  | Opponent       | Score | GF-GA   | Record  | GM# | Date | Opponent       | Score | GF-GA   | Record   |
|-----|-------|----------------|-------|---------|---------|-----|------|----------------|-------|---------|----------|
| 1   | 10/7  | Florida        | 4-0   | 4-0     | 1-0-0   | 42  | 1/11 | San Jose       | 1-2   | 105-106 | 18-20-4  |
| 2   | 10/12 | Winnipeg       | 4-1   | 8-1     | 2-0-0   | 43  | 1/13 | @ Boston       | 2-3   | 107-109 | 18-21-4  |
| 3   | 10/14 | @ Montreal     | 4-1   | 12-2    | 3-0-0   | 44  | 1/14 | Dallas         | 7-2   | 114-111 | 19-21-4  |
| 4   | 10/15 | @ Buffalo      | 4-3   | 16-5    | 4-0-0   | 45  | 1/16 | Boston         | 2-4   | 116-115 | 19-22-4  |
| 5   | 10/17 | Edmonton       | 1-3   | 17-8    | 4-1-0   | 46  | 1/23 | Los Angeles    | 3-1   | 119-116 | 20-22-4  |
| 6   | 10/19 | Detroit        | 4-2   | 21-10   | 5-1-0   | 47  | 1/25 | Washington     | 3-1   | 122-117 | 21-22-4  |
| 7   | 10/21 | Ottawa         | 4-1   | 25-11   | 6-1-0   | 48  | 1/27 | @ Hartford     | 4-4*  | 126-121 | 21-22-5  |
| 8   | 10/25 | Vancouver      | 2-4   | 27-15   | 6-2-0   | 49  | 1/30 | @ Vancouver    | 3-2*  | 129-123 | 22-22-5  |
| 9   | 10/28 | Pittsburgh     | 3-5   | 30-20   | 6-3-0   | 50  | 2/1  | @ Calgary      | 1-1*  | 130-124 | 22-22-6  |
| 10  | 10/31 | @ Edmonton     | 1-2   | 31-22   | 6-4-0   | 51  | 2/3  | @ Ottawa       | 3-2*  | 133-126 | 23-22-6  |
| 11  | 11/2  | @ San Jose     | 3-3*  | 34-25   | 6-4-1   | 52  | 2/7  | Pittsburgh     | 1-1*  | 134-127 | 23-22-7  |
| 12  | 11/4  | @ Los Angeles  | 4-2   | 38-27   | 7-4-1   | 53  | 2/10 | NY Rangers     | 3-0   | 137-127 | 24-22-7  |
| 13  | 11/5  | @ Anaheim      | 1-6   | 39-33   | 7-5-1   | 54  | 2/11 | Anaheim        | 2-4   | 139-131 | 24-23-7  |
| 14  | 11/8  | Calgary        | 1-2   | 40-35   | 7-6-1   | 55  | 2/16 | @ Buffalo      | 2-2*  | 141-133 | 24-23-8  |
| 15  | 11/11 | Philadelphia   | 4-2   | 44-37   | 8-6-1   | 56  | 2/18 | Washington     | 3-0   | 144-133 | 25-23-8  |
| 16  | 11/12 | @ Philadelphia | 3-2   | 47-39   | 9-6-1   | 57  | 2/19 | @ Philadelphia | 1-4   | 145-137 | 25-24-8  |
| 17  | 11/14 | Hartford       | 1-0   | 48-39   | 10-6-1  | 58  | 2/21 | Florida        | 1-4   | 146-141 | 25-25-8  |
| 18  | 11/16 | @ Boston       | 2-2*  | 50-41   | 10-6-2  | 59  | 2/23 | Montreal       | 6-5   | 152-146 | 26-25-8  |
| 19  | 11/18 | Buffalo        | 4-5   | 54-46   | 10-7-2  | 60  | 2/24 | @ Washington   | 2-1   | 154-147 | 27-25-8  |
| 20  | 11/21 | @ Florida      | 3-4   | 57-50   | 10-8-2  | 61  | 3/1  | NY Islanders   | 6-2   | 160-149 | 28-25-8  |
| 21  | 11/22 | @ Tampa Bay    | 1-3   | 58-53   | 10-9-2  | 62  | 3/2  | @ Ottawa       | 4-1   | 164-150 | 29-25-8  |
| 22  | 11/25 | @ Dallas       | 0-2   | 58-55   | 10-10-2 | 63  | 3/4  | @ NY Rangers   | 2-2*  | 166-152 | 29-25-9  |
| 23  | 11/27 | @ NY Rangers   | 1-1*  | 59-56   | 10-10-3 | 64  | 3/6  | @ Toronto      | 2-2*  | 168-154 | 29-25-10 |
| 24  | 11/29 | Colorado       | 4-3*  | 63-59   | 11-10-3 | 65  | 3/9  | @ Pittsburgh   | 4-3*  | 172-157 | 30-25-10 |
| 25  | 12/1  | Tampa Bay      | 5-1   | 68-60   | 12-10-3 | 66  | 3/10 | @ Philadelphia | 3-2*  | 175-159 | 31-25-10 |
| 26  | 12/2  | @ NY Islanders | 1-4   | 69-64   | 12-11-3 | 67  | 3/13 | Montreal       | 1-1*  | 176-160 | 31-25-11 |
| 27  | 12/6  | @ Montreal     | 2-4   | 71-68   | 12-12-3 | 68  | 3/15 | Tampa Bay      | 5-0   | 181-160 | 32-25-11 |
| 28  | 12/7  | Toronto        | 1-2   | 72-70   | 12-13-3 | 69  | 3/17 | @ Florida      | 0-3   | 181-163 | 32-26-11 |
| 29  | 12/9  | NY Islanders   | 4-2   | 76-72   | 13-13-3 | 70  | 3/20 | Boston         | 1-2   | 182-165 | 32-27-11 |
| 30  | 12/11 | Florida        | 1-2   | 77-74   | 13-14-3 | 71  | 3/22 | Chicago        | 2-4   | 184-169 | 32-28-11 |
| 31  | 12/15 | @ Detroit      | 1-3   | 78-77   | 13-15-3 | 72  | 3/23 | @ NY Islanders | 3-2*  | 187-171 | 33-28-11 |
| 32  | 12/16 | Buffalo        | 2-3   | 80-80   | 13-16-3 | 73  | 3/26 | @ Tampa Bay    | 6-4   | 193-175 | 34-28-11 |
| 33  | 12/19 | Philadelphia   | 5-4*  | 85-84   | 14-16-3 | 74  | 3/28 | @ St. Louis    | 4-4*  | 197-179 | 34-28-12 |
| 34  | 12/21 | @ Tampa Bay    | 2-2*  | 87-86   | 14-16-4 | 75  | 3/30 | @ Pittsburgh   | 1-2   | 198-181 | 34-29-12 |
| 35  | 12/23 | @ Florida      | 1-2   | 88-88   | 14-17-4 | 76  | 4/2  | @ NY Rangers   | 1-3   | 199-184 | 34-30-12 |
| 36  | 12/27 | NY Islanders   | 5-3   | 93-91   | 15-17-4 | 77  | 4/4  | Hartford       | 0-1   | 199-185 | 34-31-12 |
| 37  | 12/29 | @ Winnipeg     | 3-5   | 96-96   | 15-18-4 | 78  | 4/6  | @ Hartford     | 6-3   | 205-188 | 35-31-12 |
| 38  | 12/31 | @ Chicago      | 0-5   | 96-101  | 15-19-4 | 79  | 4/7  | NY Rangers     | 4-2   | 209-190 | 36-31-12 |
| 39  | 1/3   | @ Colorado     | 1-0   | 97-101  | 16-19-4 | 80  | 4/10 | Philadelphia   | 1-5   | 210-195 | 36-32-12 |
| 40  | 1/6   | Washington     | 3-1   | 100-102 | 17-19-4 | 81  | 4/11 | @ Washington   | 3-2   | 213-197 | 37-32-12 |
| 41  | 1/9   | St. Louis      | 4-2   | 104-104 | 18-19-4 | 82  | 4/13 | Ottawa         | 2-5   | 215-202 | 37-33-12 |

\*Denotes overtime

(45-23-14, 104 pts., 1st Place, Atlantic Division)

SCORING

| Player            | GP | G  | A  | PTS | PIM | +/- | PP | GW | Player            | GP | G | A | PTS | PIM | +/- | PP | GW |
|-------------------|----|----|----|-----|-----|-----|----|----|-------------------|----|---|---|-----|-----|-----|----|----|
| Bobby Holik       | 82 | 23 | 39 | 62  | 54  | 24  | 5  | 6  | Dave Ellet        | 20 | 2 | 5 | 7   | 6   | 2   | 1  | 1  |
| Dave Andreychuk   | 82 | 27 | 34 | 61  | 48  | 38  | 4  | 2  | Kevin Dean        | 28 | 2 | 4 | 6   | 6   | 2   | 0  | 0  |
| John MacLean      | 80 | 29 | 25 | 54  | 49  | 11  | 5  | 6  | Patrik Elias      | 17 | 2 | 3 | 5   | 2   | 4   | 0  | 0  |
| Bill Guerin       | 82 | 29 | 18 | 47  | 95  | 2   | 7  | 9  | Sergei Brylin     | 29 | 2 | 2 | 4   | 20  | 13  | 0  | 0  |
| Brian Rolston     | 81 | 18 | 27 | 45  | 20  | 6   | 2  | 3  | Reid Simpson      | 27 | 0 | 4 | 4   | 60  | E   | 0  | 0  |
| Valeri Zelepukin  | 71 | 14 | 24 | 38  | 36  | 10  | 3  | 2  | Martin Brodeur    | 67 | 0 | 4 | 4   | 8   | -   | 0  | 0  |
| Scott Niedermayer | 81 | 5  | 30 | 35  | 64  | 4   | 3  | 3  | Petr Sykora       | 19 | 1 | 2 | 3   | 4   | 8   | 0  | 0  |
| Steve Thomas      | 57 | 15 | 19 | 34  | 46  | 9   | 1  | 2  | Jason Smith       | 57 | 1 | 2 | 3   | 38  | 8   | 0  | 0  |
| Denis Pederson    | 70 | 12 | 20 | 32  | 62  | 7   | 3  | 3  | Peter Zedel       | 18 | 0 | 3 | 3   | 4   | 4   | 0  | 0  |
| Randy McKay       | 77 | 9  | 18 | 27  | 109 | 15  | 0  | 2  | Mike Peluso       | 20 | 0 | 2 | 2   | 68  | E   | 0  | 0  |
| Scott Stevens     | 79 | 5  | 19 | 24  | 70  | 26  | 0  | 1  | Pascal Rheaume    | 2  | 1 | 0 | 1   | 0   | 1   | 0  | 0  |
| Steve Sullivan    | 33 | 8  | 14 | 22  | 14  | 9   | 2  | 2  | Neal Broten       | 3  | 0 | 1 | 1   | 0   | 1   | 0  | 0  |
| Doug Gilmour      | 20 | 7  | 15 | 22  | 22  | 7   | 2  | 0  | Krzysztof Oliwa   | 1  | 0 | 0 | 0   | 5   | 1   | 0  | 0  |
| Shawn Chambers    | 73 | 4  | 17 | 21  | 19  | 17  | 1  | 0  | Ricard Persson    | 1  | 0 | 0 | 0   | 0   | E   | 0  | 0  |
| Bob Carpenter     | 62 | 4  | 15 | 19  | 14  | 6   | 0  | 0  | Vadim Sharifjanov | 2  | 0 | 0 | 0   | 0   | E   | 0  | 0  |
| Lyle Odelein      | 79 | 3  | 13 | 16  | 110 | 16  | 1  | 2  | Jeff Reese        | 3  | 0 | 0 | 0   | 0   | -   | 0  | 0  |
| Jay Pandolfo      | 46 | 6  | 8  | 14  | 6   | 1   | 0  | 1  | Mike Dunham       | 26 | 0 | 0 | 0   | 2   | -   | 0  | 0  |
| Ken Daneyko       | 77 | 2  | 7  | 9   | 70  | 24  | 0  | 0  |                   |    |   |   |     |     |     |    |    |

GOALTENDERS

|                | GP | MIN  | GA  | EN | SO | AVG  | W  | L  | T  | SA   | SAV% |
|----------------|----|------|-----|----|----|------|----|----|----|------|------|
| Martin Brodeur | 67 | 3838 | 120 | 5  | 10 | 1.88 | 37 | 14 | 13 | 1633 | .927 |
| Mike Dunham    | 26 | 1013 | 43  | 1  | 2  | 2.55 | 8  | 7  | 1  | 456  | .906 |
| Jeff Reese     | 3  | 139  | 13  | 0  | 0  | 5.61 | 0  | 2  | 0  | 65   | .800 |

RESULTS

| GM# | Date  | Opponent       | Score | GF-GA   | Record  | GM# | Date | Opponent       | Score | GF-GA   | Record   |
|-----|-------|----------------|-------|---------|---------|-----|------|----------------|-------|---------|----------|
| 1   | 10/5  | Detroit        | 3-1   | 3-1     | 1-0-0   | 42  | 1/12 | @ NY Rangers   | 0-3   | 109-108 | 21-16-5  |
| 2   | 10/7  | @ Philadelphia | 1-3   | 4-4     | 1-1-0   | 43  | 1/14 | Boston         | 4-2   | 113-110 | 22-16-5  |
| 3   | 10/12 | Dallas         | 2-4   | 6-8     | 1-2-0   | 44  | 1/21 | @ Los Angeles  | 4-1   | 117-111 | 23-16-5  |
| 4   | 10/15 | Montreal       | 3-2   | 9-10    | 2-2-0   | 45  | 1/22 | @ Anaheim      | 1-3   | 118-114 | 23-17-5  |
| 5   | 10/18 | Ottawa         | 2-2*  | 11-12   | 2-2-1   | 46  | 1/24 | @ San Jose     | 3-1   | 121-115 | 24-17-5  |
| 6   | 10/19 | @ Hartford     | 2-6   | 13-18   | 2-3-1   | 47  | 1/29 | Ottawa         | 1-1*  | 122-116 | 24-17-6  |
| 7   | 10/24 | San Jose       | 3-1   | 16-19   | 3-3-1   | 48  | 1/31 | Toronto        | 3-3*  | 125-119 | 24-17-7  |
| 8   | 10/26 | @ Tampa Bay    | 4-1   | 20-20   | 4-3-1   | 49  | 2/1  | @ Montreal     | 4-4*  | 129-123 | 24-17-8  |
| 9   | 10/29 | @ Boston       | 2-5   | 22-25   | 4-4-1   | 50  | 2/5  | NY Islanders   | 4-1   | 133-124 | 25-17-8  |
| 10  | 10/30 | NY Rangers     | 1-6   | 23-31   | 4-5-1   | 51  | 2/7  | Florida        | 2-2*  | 135-126 | 25-17-9  |
| 11  | 11/2  | Tampa Bay      | 2-1   | 25-32   | 5-5-1   | 52  | 2/8  | Philadelphia   | 4-2   | 139-128 | 26-17-9  |
| 12  | 11/6  | @ Detroit      | 2-0   | 27-32   | 6-5-1   | 53  | 2/12 | @ Hartford     | 3-2   | 142-130 | 27-17-9  |
| 13  | 11/7  | @ Chicago      | 4-2   | 31-34   | 7-5-1   | 54  | 2/13 | Hartford       | 4-0   | 146-130 | 28-17-9  |
| 14  | 11/9  | NY Islanders   | 4-0   | 35-34   | 8-5-1   | 55  | 2/15 | @ Montreal     | 4-1   | 150-131 | 29-17-9  |
| 15  | 11/12 | Washington     | 3-2*  | 38-36   | 9-5-1   | 56  | 2/17 | @ NY Rangers   | 2-2*  | 152-133 | 29-17-10 |
| 16  | 11/14 | Vancouver      | 0-3   | 38-39   | 9-6-1   | 57  | 2/19 | NY Rangers     | 1-1*  | 153-134 | 29-17-11 |
| 17  | 11/16 | Tampa Bay      | 6-3   | 44-42   | 10-6-1  | 58  | 2/20 | @ Florida      | 2-2*  | 155-136 | 29-17-12 |
| 18  | 11/19 | @ Ottawa       | 2-1   | 46-43   | 11-6-1  | 59  | 2/22 | @ Tampa Bay    | 1-3   | 156-139 | 29-18-12 |
| 19  | 11/22 | Washington     | 1-5   | 47-48   | 11-7-1  | 60  | 2/26 | @ NY Islanders | 5-3   | 161-142 | 30-18-12 |
| 20  | 11/23 | @ Washington   | 3-4   | 50-52   | 11-8-1  | 61  | 2/27 | Buffalo        | 4-1   | 165-143 | 31-18-12 |
| 21  | 11/27 | @ Dallas       | 3-2   | 53-54   | 12-8-1  | 62  | 3/1  | Pittsburgh     | 6-3   | 171-146 | 32-18-12 |
| 22  | 11/28 | @ Phoenix      | 3-4*  | 56-58   | 12-9-1  | 63  | 3/4  | @ Pittsburgh   | 3-1   | 174-147 | 33-18-12 |
| 23  | 11/30 | @ Colorado     | 1-2   | 57-60   | 12-10-1 | 64  | 3/5  | @ Philadelphia | 3-1   | 177-148 | 34-18-12 |
| 24  | 12/3  | Florida        | 2-0   | 59-60   | 13-10-1 | 65  | 3/8  | @ NY Islanders | 1-5   | 178-153 | 34-19-12 |
| 25  | 12/5  | Calgary        | 2-1   | 61-61   | 14-10-1 | 66  | 3/9  | @ Buffalo      | 4-1   | 182-154 | 35-19-12 |
| 26  | 12/7  | Phoenix        | 3-4*  | 64-65   | 14-11-1 | 67  | 3/11 | Edmonton       | 6-1   | 188-155 | 36-19-12 |
| 27  | 12/10 | @ Toronto      | 5-2   | 69-67   | 15-11-1 | 68  | 3/13 | Hartford       | 6-0   | 194-155 | 37-19-12 |
| 28  | 12/12 | @ Boston       | 7-4   | 76-71   | 16-11-1 | 69  | 3/15 | Washington     | 3-2   | 197-157 | 38-19-12 |
| 29  | 12/14 | Montreal       | 3-3*  | 79-74   | 16-11-2 | 70  | 3/17 | Florida        | 1-4   | 198-161 | 38-20-12 |
| 30  | 12/16 | @ Calgary      | 5-0   | 84-74   | 17-11-2 | 71  | 3/19 | @ Washington   | 2-2*  | 200-163 | 38-20-13 |
| 31  | 12/18 | @ Vancouver    | 2-1   | 86-75   | 18-11-2 | 72  | 3/22 | @ Pittsburgh   | 3-2   | 203-165 | 39-20-13 |
| 32  | 12/20 | @ Edmonton     | 3-2   | 89-77   | 19-11-2 | 73  | 3/25 | Philadelphia   | 3-4   | 206-169 | 39-21-13 |
| 33  | 12/23 | Buffalo        | 0-0*  | 89-77   | 19-11-3 | 74  | 3/27 | NY Rangers     | 4-0   | 210-169 | 40-21-13 |
| 34  | 12/26 | @ NY Islanders | 1-4   | 90-81   | 19-12-3 | 75  | 3/30 | Los Angeles    | 5-2   | 215-171 | 41-21-13 |
| 35  | 12/28 | Anaheim        | 5-3   | 95-84   | 20-12-3 | 76  | 4/1  | @ Washington   | 1-0   | 216-171 | 42-21-13 |
| 36  | 12/31 | @ Buffalo      | 5-6   | 100-90  | 20-13-3 | 77  | 4/4  | Tampa Bay      | 3-0   | 219-171 | 43-21-13 |
| 37  | 1/2   | Pittsburgh     | 1-6   | 101-96  | 20-14-3 | 78  | 4/6  | @ St. Louis    | 2-0   | 221-171 | 44-21-13 |
| 38  | 1/3   | @ Ottawa       | 1-0   | 102-96  | 21-14-3 | 79  | 4/8  | @ Tampa Bay    | 2-2*  | 223-173 | 44-21-14 |
| 39  | 1/5   | St. Louis      | 3-5   | 105-101 | 21-15-3 | 80  | 4/9  | @ Florida      | 2-4   | 225-177 | 44-22-14 |
| 40  | 1/8   | Colorado       | 1-1*  | 106-102 | 21-15-4 | 81  | 4/11 | Boston         | 2-0   | 227-177 | 45-22-14 |
| 41  | 1/10  | Chicago        | 3-3*  | 109-105 | 21-15-5 | 82  | 4/13 | @ Philadelphia | 4-5   | 231-182 | 45-23-14 |

\*Denotes overtime

(48-23-11, 107 pts., 1st Place, Atlantic Division)

**SCORING**

| Player            | GP | G  | A  | PTS | PIM | +/- | PP | GW | Player             | GP | G | A | PTS | PIM | +/- | PP | GW |
|-------------------|----|----|----|-----|-----|-----|----|----|--------------------|----|---|---|-----|-----|-----|----|----|
| Bobby Holik       | 82 | 29 | 36 | 65  | 100 | 23  | 8  | 8  | Valeri Zepelukin   | 35 | 2 | 8 | 10  | 32  | E   | 0  | 0  |
| Scott Niedermayer | 81 | 14 | 43 | 57  | 27  | 5   | 11 | 1  | Brendan Morrison   | 11 | 5 | 4 | 9   | 0   | 3   | 0  | 1  |
| Doug Gilmour      | 63 | 13 | 40 | 53  | 68  | 10  | 3  | 5  | Kevin Dean         | 50 | 1 | 8 | 9   | 12  | 12  | 1  | 0  |
| Randy McKay       | 74 | 24 | 24 | 48  | 86  | 30  | 8  | 5  | Brad Bombardir     | 43 | 1 | 5 | 6   | 8   | 11  | 0  | 0  |
| Dave Andreychuk   | 75 | 14 | 34 | 48  | 26  | 19  | 4  | 2  | Sergei Brylin      | 18 | 2 | 3 | 5   | 0   | 4   | 0  | 0  |
| Patrik Elias      | 74 | 18 | 19 | 37  | 28  | 18  | 5  | 6  | Krzysztof Oliwa    | 73 | 2 | 3 | 5   | 295 | 3   | 0  | 2  |
| Petr Sykora       | 58 | 16 | 20 | 36  | 22  | E   | 3  | 4  | Jay Pandolfo       | 23 | 1 | 3 | 4   | 4   | -   | 0  | 0  |
| Jason Arnett      | 35 | 5  | 10 | 15  | 21  | 8-  | 3  | 2  | Peter Zezel        | 5  | 0 | 3 | 3   | 0   | 2   | 0  | 0  |
| Brian Rolston     | 76 | 16 | 14 | 30  | 16  | 7   | 0  | 1  | Scott Daniels      | 26 | 0 | 3 | 3   | 102 | 1   | 0  | 0  |
| Denis Pederson    | 80 | 15 | 13 | 28  | 97  | 6-  | 7  | 1  | Martin Brodeur     | 70 | 0 | 3 | 3   | 10  | -   | 0  | 0  |
| Scott Stevens     | 80 | 4  | 22 | 26  | 80  | 19  | 1  | 1  | Vlastimil Kroupa   | 2  | 0 | 1 | 1   | 0   | 1   | 0  | 0  |
| Steve Thomas      | 55 | 14 | 10 | 24  | 32  | 4   | 3  | 4  | Mike Dunham        | 15 | 0 | 1 | 1   | 0   | -   | 0  | 0  |
| Lyle Odelein      | 79 | 4  | 19 | 23  | 171 | 11  | 1  | 0  | Ken Daneyko        | 37 | 0 | 1 | 1   | 57  | 3   | 0  | 0  |
| Doug Bodger       | 49 | 5  | 5  | 10  | 25  | -1  | 3  | 0  | Rich Shulmistra    | 1  | 0 | 0 | 0   | 0   | -   | 0  | 0  |
| Bob Carpenter     | 66 | 9  | 9  | 18  | 22  | 4-  | 0  | 1  | Peter Sidorkiewicz | 1  | 0 | 0 | 0   | 0   | -   | 0  | 0  |
| John MacLean      | 26 | 3  | 8  | 11  | 14  | 6-  | 1  | 1  | Sasha Lakovic      | 2  | 0 | 0 | 0   | 5   | E   | 0  | 0  |
| Bill Guerin       | 19 | 5  | 5  | 10  | 13  | E   | 1  | 2  | Reid Simpson       | 6  | 0 | 0 | 0   | 16  | 2-  | 0  | 0  |
| Sheldon Souray    | 60 | 3  | 7  | 10  | 85  | 18  | 0  | 1  | Ken Sutton         | 13 | 0 | 0 | 0   | 6   | 1   | 0  | 0  |

**GOALTENDERS**

|                    | GP | MIN  | GA  | EN | SO | AVG  | W  | L  | T | SA   | SAV% |
|--------------------|----|------|-----|----|----|------|----|----|---|------|------|
| Martin Brodeur     | 70 | 4128 | 130 | 4  | 10 | 1.89 | 43 | 17 | 8 | 1569 | .917 |
| Rich Shulmistra    | 1  | 62   | 2   | 0  | 0  | 1.94 | 0  | 1  | 0 | 30   | .933 |
| Mike Dunham        | 15 | 773  | 29  | 0  | 1  | 2.25 | 5  | 5  | 3 | 332  | .913 |
| Peter Sidorkiewicz | 1  | 20   | 1   | 0  | 0  | 3.00 | 0  | 0  | 0 | 8    | .875 |

**RESULTS**

| GM# | Date  | Opponent       | Score | GF-GA  | Record  | GM# | Date | Opponent       | Score | GF-GA   | Record   |
|-----|-------|----------------|-------|--------|---------|-----|------|----------------|-------|---------|----------|
| 1   | 10/3  | @ Tampa Bay    | 4-3   | 4-3    | 1-0-0   | 42  | 1/7  | Pittsburgh     | 3-1   | 127-87  | 27-13-2  |
| 2   | 10/4  | @ Washington   | 1-4   | 5-7    | 1-1-0   | 43  | 1/9  | Tampa Bay      | 4-1   | 131-88  | 28-13-2  |
| 3   | 10/8  | Philadelphia   | 4-1   | 9-8    | 2-1-0   | 44  | 1/10 | @ Pittsburgh   | 1-4   | 132-92  | 28-14-2  |
| 4   | 10/10 | @ Carolina     | 1-2   | 10-10  | 2-2-0   | 45  | 1/12 | @ Boston       | 1-1*  | 133-93  | 28-14-3  |
| 5   | 10/11 | Buffalo        | 3-2   | 13-12  | 3-2-0   | 46  | 1/14 | NY Rangers     | 4-1   | 137-94  | 29-14-3  |
| 6   | 10/17 | @ Ottawa       | 2-4   | 15-16  | 3-3-0   | 47  | 1/20 | Detroit        | 3-1   | 140-95  | 30-14-3  |
| 7   | 10/18 | Tampa Bay      | 5-0   | 20-16  | 4-3-0   | 48  | 1/22 | Pittsburgh     | 2-3   | 142-98  | 30-15-3  |
| 8   | 10/23 | Montreal       | 2-1*  | 22-17  | 5-3-0   | 49  | 1/24 | @ NY Rangers   | 3-3*  | 145-101 | 30-15-4  |
| 9   | 10/25 | San Jose       | 3-4   | 25-21  | 5-4-0   | 50  | 1/25 | @ Montreal     | 3-1   | 148-102 | 31-15-4  |
| 10  | 10/27 | @ Philadelphia | 5-0   | 30-21  | 6-4-0   | 51  | 1/28 | @ Edmonton     | 1-1*  | 149-103 | 31-15-5  |
| 11  | 10/30 | Vancouver      | 8-1   | 38-22  | 7-4-0   | 52  | 1/30 | @ Vancouver    | 1-3   | 150-106 | 31-16-5  |
| 12  | 11/1  | Washington     | 3-1   | 41-23  | 8-4-0   | 53  | 1/31 | @ Calgary      | 2-2*  | 152-108 | 31-16-6  |
| 13  | 11/4  | Los Angeles    | 0-3   | 41-26  | 8-5-0   | 54  | 2/2  | @ Ottawa       | 1-0   | 153-108 | 32-16-6  |
| 14  | 11/5  | @ Florida      | 4-2   | 45-28  | 9-5-0   | 55  | 2/4  | Ottawa         | 2-0   | 155-108 | 33-16-6  |
| 15  | 11/8  | Boston         | 2-0   | 47-28  | 10-5-0  | 56  | 2/7  | @ NY Islanders | 3-2   | 158-110 | 34-16-6  |
| 16  | 11/10 | @ NY Islanders | 3-1   | 50-29  | 11-5-0  | 57  | 2/25 | @ Florida      | 3-2   | 161-112 | 35-16-6  |
| 17  | 11/12 | @ NY Rangers   | 3-2   | 53-31  | 12-5-0  | 58  | 2/26 | @ Tampa Bay    | 4-1   | 165-113 | 36-16-6  |
| 18  | 11/14 | Colorado       | 4-1   | 57-32  | 13-5-0  | 59  | 2/28 | Carolina       | 4-3   | 169-116 | 37-16-6  |
| 19  | 11/15 | @ Buffalo      | 3-2   | 60-34  | 14-5-0  | 60  | 3/2  | Philadelphia   | 4-3   | 173-119 | 38-16-6  |
| 20  | 11/18 | Calgary        | 2-1   | 62-35  | 15-5-0  | 61  | 3/5  | Boston         | 1-1*  | 174-120 | 38-16-7  |
| 21  | 11/20 | NY Islanders   | 5-1   | 67-36  | 16-5-0  | 62  | 3/7  | NY Rangers     | 6-3   | 180-123 | 39-16-7  |
| 22  | 11/22 | Florida        | 1-2*  | 68-38  | 16-6-0  | 63  | 3/9  | @ NY Rangers   | 2-2*  | 182-125 | 39-16-8  |
| 23  | 11/26 | @ Anaheim      | 0-2   | 68-40  | 16-7-0  | 64  | 3/10 | @ Philadelphia | 2-2*  | 184-127 | 39-16-9  |
| 24  | 11/28 | @ San Jose     | 4-2   | 72-42  | 17-7-0  | 65  | 3/12 | @ Carolina     | 2-0   | 186-127 | 40-16-9  |
| 25  | 11/29 | @ Los Angeles  | 1-4   | 73-46  | 17-8-0  | 66  | 3/14 | @ Montreal     | 2-4   | 188-131 | 40-17-9  |
| 26  | 12/2  | St Louis       | 1-3   | 74-49  | 17-9-0  | 67  | 3/18 | Anaheim        | 3-0   | 191-131 | 41-17-9  |
| 27  | 12/4  | @ Pittsburgh   | 4-0   | 78-49  | 18-9-0  | 68  | 3/20 | @ Washington   | 0-2   | 191-133 | 41-18-9  |
| 28  | 12/6  | Tampa Bay      | 4-2   | 82-51  | 19-9-0  | 69  | 3/21 | Washington     | 3-2   | 194-135 | 42-18-9  |
| 29  | 12/10 | Edmonton       | 4-2   | 86-53  | 20-9-0  | 70  | 3/24 | Philadelphia   | 3-2   | 197-137 | 43-18-9  |
| 30  | 12/12 | Montreal       | 5-2   | 91-55  | 21-9-0  | 71  | 3/26 | @ Colorado     | 2-0   | 199-137 | 44-18-9  |
| 31  | 12/13 | @ Toronto      | 3-0   | 94-55  | 22-9-0  | 72  | 3/28 | @ Phoenix      | 3-0   | 202-137 | 45-18-9  |
| 32  | 12/16 | NY Rangers     | 4-3   | 98-58  | 23-9-0  | 73  | 3/29 | @ Dallas       | 1-3   | 203-140 | 45-19-9  |
| 33  | 12/18 | @ St. Louis    | 4-4*  | 102-62 | 23-9-1  | 74  | 4/1  | Carolina       | 0-4   | 203-144 | 45-20-9  |
| 34  | 12/19 | @ Detroit      | 4-5   | 106-67 | 23-10-1 | 75  | 4/3  | Ottawa         | 2-3   | 205-147 | 45-21-9  |
| 35  | 12/23 | @ Washington   | 1-1*  | 107-68 | 23-10-2 | 76  | 4/5  | Phoenix        | 3-2   | 208-149 | 46-21-9  |
| 36  | 12/26 | NY Islanders   | 4-3   | 111-71 | 24-10-2 | 77  | 4/8  | @ NY Islanders | 2-3   | 210-152 | 46-22-9  |
| 37  | 12/29 | @ Buffalo      | 3-1   | 114-72 | 25-10-2 | 78  | 4/11 | @ Boston       | 3-2   | 213-154 | 47-22-9  |
| 38  | 12/30 | Chicago        | 2-6   | 116-78 | 25-11-2 | 79  | 4/12 | Florida        | 5-5*  | 218-159 | 47-22-10 |
| 39  | 1/1   | @ Florida      | 1-2*  | 117-80 | 25-12-2 | 80  | 4/15 | Buffalo        | 5-4*  | 223-163 | 48-22-10 |
| 40  | 1/3   | Toronto        | 4-2   | 121-82 | 26-12-2 | 81  | 4/16 | @ Chicago      | 1-1*  | 224-164 | 48-22-11 |
| 41  | 1/5   | Dallas         | 3-4*  | 124-86 | 26-13-2 | 82  | 4/18 | NY Islanders   | 1-2   | 225-166 | 48-23-11 |

\*Denotes overtime

(47-24-11, 105 pts., 1st Place, Atlantic Division)

SCORING

| Player            | GP | G  | A  | PTS | PIM | +/- | PP | GW | Player           | GP | G | A  | PTS | PIM | +/- | PP | GW |
|-------------------|----|----|----|-----|-----|-----|----|----|------------------|----|---|----|-----|-----|-----|----|----|
| Petr Sykora       | 80 | 29 | 43 | 72  | 22  | 16  | 15 | 7  | Krzysztof Oliwa  | 64 | 5 | 7  | 12  | 240 | 4   | 0  | 1  |
| Bobby Holik       | 78 | 27 | 37 | 64  | 119 | 16  | 5  | 8  | Kevin Dean       | 62 | 1 | 10 | 11  | 22  | 4   | 1  | 0  |
| Brian Rolston     | 82 | 24 | 33 | 57  | 14  | 11  | 5  | 3  | Ken Daneyko      | 82 | 2 | 9  | 11  | 63  | 27  | 0  | 0  |
| Jason Arnott      | 74 | 27 | 27 | 54  | 79  | 10  | 8  | 3  | Bob Carpenter    | 56 | 2 | 8  | 10  | 36  | 3-  | 0  | 0  |
| Patrik Elias      | 74 | 17 | 33 | 50  | 34  | 19  | 3  | 2  | Brad Bombardir   | 56 | 1 | 7  | 8   | 16  | 4-  | 0  | 0  |
| Scott Niedermayer | 72 | 11 | 35 | 46  | 26  | 16  | 1  | 3  | Sheldon Souray   | 70 | 1 | 7  | 8   | 110 | 5   | 0  | 0  |
| Brendan Morrison  | 76 | 13 | 33 | 46  | 18  | 4-  | 5  | 2  | Sergei Nemchinov | 10 | 4 | 0  | 4   | 6   | 4   | 1  | 1  |
| Randy McKay       | 70 | 17 | 20 | 37  | 143 | 10  | 3  | 5  | Martin Brodeur   | 70 | 0 | 4  | 4   | 4   | -   | 0  | 0  |
| Lyle Odelein      | 70 | 5  | 26 | 31  | 114 | 6   | 1  | 0  | Sasha Lakovic    | 16 | 0 | 3  | 3   | 59  | E   | 0  | 0  |
| Dave Andreychuk   | 52 | 15 | 13 | 28  | 20  | 1   | 4  | 3  | John Madden      | 4  | 0 | 1  | 1   | 0   | 2-  | 0  | 0  |
| Vadim Sharifjanov | 53 | 11 | 16 | 27  | 28  | 11  | 1  | 2  | Ken Sutton       | 5  | 1 | 0  | 1   | 0   | 1   | 0  | 0  |
| Jay Pandolfo      | 70 | 14 | 13 | 27  | 10  | 3   | 1  | 4  | Chris Terreri    | 12 | 0 | 1  | 1   | 0   | 0   | E  | 0  |
| Scott Stevens     | 75 | 5  | 22 | 27  | 64  | 29  | 0  | 1  | Scott Daniels    | 1  | 0 | 0  | 0   | 0   | 0   | E  | 0  |
| Denis Pederson    | 76 | 11 | 12 | 23  | 66  | 10- | 3  | 1  | Bryan Muir       | 1  | 0 | 0  | 0   | 0   | E   | 0  | 0  |
| Sergei Brylin     | 47 | 5  | 10 | 15  | 28  | 8   | 3  | 1  |                  |    |   |    |     |     |     |    |    |

GOALTENDERS

|                | GP | MIN  | GA  | EN | SO | AVG  | W  | L  | T  | SA   | SAV% |
|----------------|----|------|-----|----|----|------|----|----|----|------|------|
| Martin Brodeur | 70 | 4239 | 162 | 4  | 4  | 2.29 | 39 | 21 | 10 | 1728 | .906 |
| Chris Terreri  | 12 | 30   | 726 | 1  | 0  | 2.48 | 8  | 3  | 1  | 294  | .898 |

RESULTS

| GM# | Date  | Opponent       | Score | GF-GA   | Record  | GM# | Date | Opponent       | Score | GF-GA   | Record   |
|-----|-------|----------------|-------|---------|---------|-----|------|----------------|-------|---------|----------|
| 1   | 10/10 | @ Chicago      | 1-2   | 1-2     | 0-1-0   | 42  | 1/18 | @ San Jose     | 1-3   | 122-111 | 23-14-5  |
| 2   | 10/14 | Pittsburgh     | 1-3   | 2-5     | 0-2-0   | 43  | 1/20 | @ Anaheim      | 4-3   | 126-114 | 24-14-5  |
| 3   | 10/16 | @ NY Rangers   | 2-1   | 4-6     | 1-2-0   | 44  | 1/21 | @ Los Angeles  | 3-2   | 129-116 | 25-14-5  |
| 4   | 10/17 | Edmonton       | 2-4   | 6-10    | 1-3-0   | 45  | 1/26 | Ottawa         | 4-1   | 133-117 | 26-14-5  |
| 5   | 10/22 | @ Philadelphia | 3-2   | 9-12    | 2-3-0   | 46  | 1/28 | @ Boston       | 2-0   | 135-117 | 27-14-5  |
| 6   | 10/24 | Boston         | 3-1   | 12-13   | 3-3-0   | 47  | 1/30 | Nashville      | 2-3*  | 137-120 | 27-15-5  |
| 7   | 10/28 | Los Angeles    | 0-4   | 12-17   | 3-4-0   | 48  | 2/1  | Detroit        | 2-2*  | 139-122 | 27-15-6  |
| 8   | 10/29 | @ NY Islanders | 2-1   | 14-18   | 4-4-0   | 49  | 2/3  | @ Carolina     | 4-1   | 143-123 | 28-15-6  |
| 9   | 10/31 | Florida        | 3-1   | 17-19   | 5-4-0   | 50  | 2/4  | @ St Louis     | 2-0   | 145-123 | 29-15-6  |
| 10  | 11/3  | NY Rangers     | 3-1   | 20-20   | 6-4-0   | 51  | 2/6  | Toronto        | 2-3   | 147-126 | 29-16-6  |
| 11  | 11/7  | @ Florida      | 4-3   | 24-23   | 7-4-0   | 52  | 2/9  | Vancouver      | 3-4   | 150-130 | 29-17-6  |
| 12  | 11/8  | @ Tampa Bay    | 1-3   | 25-26   | 7-5-0   | 53  | 2/12 | Washington     | 2-3   | 152-133 | 29-18-6  |
| 13  | 11/11 | Montreal       | 3-0   | 28-26   | 8-5-0   | 54  | 2/13 | Carolina       | 6-4   | 158-137 | 30-18-6  |
| 14  | 11/13 | Pittsburgh     | 4-3   | 32-29   | 9-5-0   | 55  | 2/15 | Toronto        | 3-3*  | 161-140 | 30-18-7  |
| 15  | 11/14 | @ Philadelphia | 1-6   | 33-35   | 9-6-0   | 56  | 2/17 | Tampa Bay      | 1-1   | 168-141 | 31-18-7  |
| 16  | 11/19 | Carolina       | 3-3*  | 36-37   | 10-6-0  | 57  | 2/19 | @ Detroit      | 1-3   | 169-144 | 31-19-7  |
| 17  | 11/21 | Florida        | 3-3*  | 39-40   | 10-6-1  | 58  | 2/20 | NY Islanders   | 2-3   | 171-147 | 31-20-7  |
| 18  | 11/22 | @ Carolina     | 5-2   | 44-42   | 11-6-1  | 59  | 2/22 | @ Tampa Bay    | 3-2   | 174-149 | 32-20-7  |
| 19  | 11/25 | @ Dallas       | 5-2   | 49-44   | 12-6-1  | 60  | 2/25 | @ Boston       | 3-3*  | 177-152 | 32-20-8  |
| 20  | 11/26 | @ Phoenix      | 2-3   | 51-47   | 12-7-1  | 61  | 2/28 | Phoenix        | 4-1   | 181-153 | 33-20-8  |
| 21  | 11/28 | @ Colorado     | 3-2   | 54-49   | 13-7-1  | 62  | 3/3  | @ Toronto      | 5-2   | 186-155 | 34-20-8  |
| 22  | 12/1  | @ Washington   | 4-0   | 58-49   | 14-7-1  | 63  | 3/5  | Boston         | 1-4   | 187-159 | 34-21-8  |
| 23  | 12/4  | Montreal       | 1-1*  | 59-50   | 14-7-2  | 64  | 3/7  | @ NY Islanders | 4-2   | 191-161 | 35-21-8  |
| 24  | 12/5  | @ NY Islanders | 7-5   | 66-55   | 15-7-2  | 65  | 3/9  | @ Pittsburgh   | 3-2   | 194-163 | 36-21-8  |
| 25  | 12/8  | Philadelphia   | 5-5*  | 71-60   | 15-7-3  | 66  | 3/15 | @ Vancouver    | 2-1   | 196-164 | 37-21-8  |
| 26  | 12/10 | @ Philadelphia | 5-4*  | 76-64   | 16-7-3  | 67  | 3/17 | @ Edmonton     | 4-1   | 200-165 | 38-21-8  |
| 27  | 12/12 | Colorado       | 5-3   | 81-67   | 17-7-3  | 68  | 3/20 | @ Toronto      | 1-3   | 201-168 | 38-22-8  |
| 28  | 12/16 | NY Rangers     | 6-3   | 87-70   | 18-7-3  | 69  | 3/23 | Buffalo        | 1-1*  | 202-169 | 38-22-9  |
| 29  | 12/18 | Calgary        | 2-5   | 89-75   | 18-8-3  | 70  | 3/25 | Pittsburgh     | 5-3   | 207-172 | 39-22-9  |
| 30  | 12/19 | @ Montreal     | 1-1*  | 90-76   | 18-8-4  | 71  | 3/27 | Chicago        | 4-4*  | 211-176 | 39-22-10 |
| 31  | 12/23 | St Louis       | 4-2   | 94-78   | 19-8-4  | 72  | 3/28 | @ Florida      | 2-2*  | 213-178 | 39-22-11 |
| 32  | 12/26 | Buffalo        | 0-2   | 94-80   | 19-9-4  | 73  | 3/31 | Anaheim        | 7-1   | 220-179 | 40-22-11 |
| 33  | 12/28 | @ Buffalo      | 7-4   | 101-84  | 20-9-4  | 74  | 4/3  | @ Pittsburgh   | 4-2   | 224-181 | 41-22-11 |
| 34  | 12/30 | @ Washington   | 3-2   | 104-86  | 21-9-4  | 75  | 4/4  | NY Rangers     | 4-1   | 228-182 | 42-22-11 |
| 35  | 1/2   | @ Ottawa       | 0-6   | 104-92  | 21-10-4 | 76  | 4/6  | @ Carolina     | 2-4   | 230-186 | 42-23-11 |
| 36  | 1/5   | San Jose       | 3-3*  | 107-95  | 21-10-5 | 77  | 4/8  | Washington     | 1-0   | 231-186 | 43-23-11 |
| 37  | 1/6   | @ NY Rangers   | 5-2   | 112-97  | 22-10-5 | 78  | 4/10 | @ Montreal     | 6-2   | 237-188 | 44-23-11 |
| 38  | 1/9   | Washington     | 2-3   | 114-100 | 22-11-5 | 79  | 4/12 | NY Islanders   | 2-4   | 239-192 | 44-24-11 |
| 39  | 1/11  | Ottawa         | 2-4   | 116-104 | 22-12-5 | 80  | 4/14 | @ Buffalo      | 2-1   | 241-193 | 45-24-11 |
| 40  | 1/14  | @ Ottawa       | 2-3   | 118-107 | 22-13-5 | 81  | 4/16 | Philadelphia   | 3-2*  | 244-195 | 46-24-11 |
| 41  | 1/15  | Tampa Bay      | 3-1   | 121-108 | 23-13-5 | 82  | 4/17 | @ Nashville    | 4-1   | 248-196 | 47-24-11 |

\*Denotes overtime

(45-24-8-5, 103 pts., 2nd Place, Atlantic Division)

SCORING

| Player            | GP | G  | A  | PTS | PIM | +/- | PP | GW | Player            | GP | G | A | PTS | PIM | +/- | PP | GW |
|-------------------|----|----|----|-----|-----|-----|----|----|-------------------|----|---|---|-----|-----|-----|----|----|
| Patrik Elias      | 72 | 35 | 37 | 72  | 58  | 16  | 9  | 9  | Sheldon Souray    | 52 | 0 | 8 | 8   | 70  | 6-  | 0  | 0  |
| Scott Gomez       | 82 | 19 | 51 | 70  | 78  | 14  | 7  | 4  | Vadim Sharifjanov | 20 | 3 | 4 | 7   | 8   | 6-  | 0  | 0  |
| Petr Sykora       | 79 | 25 | 43 | 68  | 26  | 24  | 5  | 1  | Alexander Mogilny | 12 | 3 | 3 | 6   | 4   | 4-  | 2  | 0  |
| Jason Arnott      | 76 | 22 | 34 | 56  | 51  | 22  | 7  | 4  | Denis Pederson    | 35 | 3 | 3 | 6   | 16  | 7-  | 0  | 0  |
| Bobby Holik       | 79 | 23 | 23 | 46  | 106 | 7   | 7  | 4  | Ken Daneyko       | 78 | 0 | 6 | 6   | 98  | 13  | 0  | 0  |
| Randy McKay       | 67 | 16 | 23 | 39  | 80  | 8   | 3  | 4  | Martin Brodeur    | 72 | 1 | 4 | 5   | 16  | -   | 0  | 1  |
| Claude Lemieux    | 70 | 17 | 21 | 38  | 86  | 3-  | 7  | 3  | Vladimir Malakhov | 17 | 1 | 4 | 5   | 19  | 1   | 1  | 1  |
| Scott Niedermayer | 71 | 7  | 31 | 38  | 48  | 19- | 1  | 0  | Brian Rolston     | 11 | 3 | 1 | 4   | 0   | 2-  | 1  | 2  |
| Brian Rafalski    | 75 | 5  | 27 | 32  | 28  | 21  | 1  | 1  | Brad Bombardir    | 32 | 3 | 1 | 4   | 6   | 6-  | 0  | 0  |
| Scott Stevens     | 78 | 8  | 21 | 29  | 103 | 30  | 0  | 1  | Colin White       | 21 | 2 | 1 | 3   | 40  | 3   | 0  | 1  |
| Brendan Morrison  | 44 | 5  | 21 | 26  | 8   | 8   | 2  | 1  | Ken Sutton        | 6  | 0 | 2 | 2   | 2   | 2   | 0  | 0  |
| Sergei Nemchinov  | 53 | 10 | 16 | 26  | 18  | 1   | 0  | 1  | Deron Quint       | 4  | 1 | 0 | 1   | 2   | 2-  | 0  | 0  |
| John Madden       | 74 | 16 | 9  | 25  | 6   | 7   | 0  | 3  | Steve Kelly       | 1  | 0 | 0 | 0   | 0   | E   | 0  | 0  |
| Sergei Brylin     | 64 | 9  | 11 | 20  | 20  | E   | 1  | 1  | Willie Mitchell   | 2  | 0 | 0 | 0   | 0   | 1   | 0  | 0  |
| Krzysztof Oliwa   | 69 | 6  | 10 | 16  | 184 | 2-  | 1  | 2  | Eric Bertrand     | 4  | 0 | 0 | 0   | 0   | 1-  | 0  | 0  |
| Lyle Odelein      | 57 | 1  | 15 | 16  | 104 | 10- | 0  | 1  | Chris Terreri     | 12 | 0 | 0 | 0   | 2   | -   | 0  | 0  |
| Jay Pandolfo      | 71 | 7  | 8  | 15  | 4   | E   | 0  | 0  |                   |    |   |   |     |     |     |    |    |

GOALTENDERS

|                | GP | MIN  | GA  | EN | SO | AVG  | W  | L  | T | SA   | SAV% |
|----------------|----|------|-----|----|----|------|----|----|---|------|------|
| Martin Brodeur | 72 | 4312 | 161 | 3  | 6  | 2.24 | 43 | 20 | 8 | 1797 | .910 |
| Chris Terreri  | 12 | 649  | 37  | 2  | 0  | 3.42 | 2  | 9  | 0 | 299  | .876 |

RESULTS

| GM# | Date  | Opponent       | Score | GF-GA   | Record  | GM# | Date | Opponent       | Score | GF-GA   | Record  |
|-----|-------|----------------|-------|---------|---------|-----|------|----------------|-------|---------|---------|
| 1   | 10/2  | @ Atlanta      | 4-1   | 4-1     | 1-0-0   | 42  | 1/8  | Phoenix        | 4-3   | 129-103 | 25-12-5 |
| 2   | 10/7  | Pittsburgh     | 5-7   | 9-8     | 1-1-0   | 43  | 1/11 | @ Tampa Bay    | 6-5   | 135-108 | 26-12-5 |
| 3   | 10/9  | Tampa Bay      | 1-0   | 10-8    | 2-1-0   | 44  | 1/14 | Washington     | 2-3*  | 137-111 | 26-13-5 |
| 4   | 10/11 | @ Ottawa       | 2-2*  | 12-10   | 2-1-1   | 45  | 1/15 | @ Philadelphia | 4-1   | 141-112 | 27-13-5 |
| 5   | 10/13 | Anaheim        | 3-2   | 15-12   | 3-1-1   | 46  | 1/17 | Carolina       | 5-2   | 146-114 | 28-13-5 |
| 6   | 10/16 | NY Islanders   | 4-1   | 19-13   | 4-1-1   | 47  | 1/19 | Chicago        | 4-1   | 150-115 | 29-13-5 |
| 7   | 10/22 | @ Dallas       | 1-2*  | 20-15   | 4-2-1   | 48  | 1/21 | NY Islanders   | 4-0   | 154-115 | 30-13-5 |
| 8   | 10/23 | @ St. Louis    | 1-3   | 21-18   | 4-3-1   | 49  | 1/26 | @ Florida      | 3-2   | 157-117 | 31-13-5 |
| 9   | 10/27 | St. Louis      | 2-1   | 23-19   | 5-3-1   | 50  | 1/28 | @ Carolina     | 3-4*  | 160-121 | 31-14-5 |
| 10  | 10/29 | @ Carolina     | 4-2   | 27-21   | 6-3-1   | 51  | 1/29 | @ Detroit      | 1-3   | 161-124 | 31-15-5 |
| 11  | 10/30 | @ Philadelphia | 3-5   | 30-26   | 6-4-1   | 52  | 2/2  | @ NY Rangers   | 3-1   | 164-125 | 32-15-5 |
| 12  | 11/3  | Montreal       | 3-2   | 33-28   | 7-4-1   | 53  | 2/3  | Nashville      | 4-1   | 168-126 | 33-15-5 |
| 13  | 11/4  | @ Boston       | 1-3   | 34-31   | 7-5-1   | 54  | 2/8  | @ NY Rangers   | 2-2*  | 170-128 | 33-15-6 |
| 14  | 11/6  | Toronto        | 3-3*  | 37-34   | 7-5-2   | 55  | 2/9  | NY Rangers     | 4-1   | 174-129 | 34-15-6 |
| 15  | 11/9  | Philadelphia   | 2-1   | 39-35   | 8-5-2   | 56  | 2/13 | San Jose       | 3-1   | 177-130 | 35-15-6 |
| 16  | 11/12 | Atlanta        | 5-1   | 44-36   | 9-5-2   | 57  | 2/15 | Philadelphia   | 4-2   | 181-132 | 36-15-6 |
| 17  | 11/13 | @ Washington   | 2-4   | 46-40   | 9-6-2   | 58  | 2/17 | Colorado       | 5-5*  | 186-137 | 36-15-7 |
| 18  | 11/17 | Boston         | 2-2*  | 48-42   | 9-6-3   | 59  | 2/19 | NY Islanders   | 2-4   | 188-141 | 36-16-7 |
| 19  | 11/20 | Ottawa         | 3-1   | 51-43   | 10-6-3  | 60  | 2/21 | @ Buffalo      | 2-3   | 190-144 | 36-17-7 |
| 20  | 11/24 | @ Anaheim      | 2-1   | 53-44   | 11-6-3  | 61  | 2/24 | @ Montreal     | 2-3*  | 192-147 | 36-18-7 |
| 21  | 11/25 | @ Phoenix      | 2-4   | 55-48   | 11-7-3  | 62  | 2/25 | Toronto        | 1-3   | 193-150 | 36-19-7 |
| 22  | 11/28 | @ San Jose     | 3-4*  | 58-52   | 11-8-3  | 63  | 2/27 | Montreal       | 3-0   | 196-150 | 37-19-7 |
| 23  | 12/1  | NY Rangers     | 3-2   | 61-54   | 12-8-3  | 64  | 2/29 | @ Nashville    | 2-1   | 198-151 | 38-19-7 |
| 24  | 12/3  | Ottawa         | 7-4   | 68-58   | 13-8-3  | 65  | 3/2  | @ Colorado     | 0-5   | 198-156 | 38-20-7 |
| 25  | 12/4  | Calgary        | 2-4   | 70-62   | 13-9-3  | 66  | 3/4  | @ Vancouver    | 2-4   | 200-160 | 38-21-7 |
| 26  | 12/7  | Pittsburgh     | 2-1   | 72-63   | 14-9-3  | 67  | 3/5  | @ Calgary      | 2-2*  | 202-162 | 38-21-8 |
| 27  | 12/9  | @ Chicago      | 4-0   | 76-63   | 15-9-3  | 68  | 3/10 | @ Atlanta      | 9-0   | 211-162 | 39-21-8 |
| 28  | 12/11 | Edmonton       | 1-3   | 77-66   | 15-10-3 | 69  | 3/11 | @ Washington   | 2-4   | 213-166 | 39-22-8 |
| 29  | 12/14 | Los Angeles    | 7-1   | 84-67   | 16-10-3 | 70  | 3/13 | @ Pittsburgh   | 3-2   | 216-168 | 40-22-8 |
| 30  | 12/16 | @ Montreal     | 2-1   | 86-68   | 17-10-3 | 71  | 3/15 | Dallas         | 2-3   | 218-171 | 40-23-8 |
| 31  | 12/18 | Washington     | 5-4   | 91-72   | 18-10-3 | 72  | 3/17 | Tampa Bay      | 1-3   | 219-174 | 40-24-8 |
| 32  | 12/19 | @ NY Islanders | 3-5   | 94-77   | 18-11-3 | 73  | 3/19 | Florida        | 5-2   | 224-176 | 41-24-8 |
| 33  | 12/22 | Philadelphia   | 3-2   | 97-79   | 19-11-3 | 74  | 3/21 | Carolina       | 0-5   | 224-181 | 41-25-8 |
| 34  | 12/23 | @ Toronto      | 1-4   | 98-83   | 19-12-3 | 75  | 3/24 | @ NY Islanders | 8-2   | 232-183 | 42-25-8 |
| 35  | 12/26 | @ NY Rangers   | 3-3*  | 101-86  | 19-12-4 | 76  | 3/25 | @ Toronto      | 3-5   | 235-188 | 42-26-8 |
| 36  | 12/27 | Buffalo        | 4-1   | 105-87  | 20-12-4 | 77  | 3/28 | @ Pittsburgh   | 2-3   | 237-191 | 42-27-8 |
| 37  | 12/29 | Boston         | 5-4*  | 110-91  | 21-12-4 | 78  | 3/31 | Atlanta        | 6-0   | 243-191 | 43-27-8 |
| 38  | 1/1   | @ Boston       | 2-2*  | 112-93  | 21-12-5 | 79  | 4/2  | @ Tampa Bay    | 4-1   | 247-192 | 44-27-8 |
| 39  | 1/3   | @ Ottawa       | 4-3*  | 116-96  | 22-12-5 | 80  | 4/3  | @ Florida      | 2-5   | 249-197 | 44-28-8 |
| 40  | 1/5   | @ Pittsburgh   | 3-1   | 119-97  | 23-12-5 | 81  | 4/6  | Buffalo        | 0-5   | 249-202 | 44-29-8 |
| 41  | 1/6   | @ Buffalo      | 6-3   | 125-100 | 24-12-5 | 82  | 4/8  | Florida        | 2-1*  | 251-203 | 45-29-8 |

\*Denotes overtime

(48-19-12-3, 111pts., 1st Place, Atlantic Division)

SCORING

| Player            | GP | G  | A  | PTS | PIM | +/- | PP | GW | Player             | GP | G | A | PTS | PIM | +/- | PP | GW |
|-------------------|----|----|----|-----|-----|-----|----|----|--------------------|----|---|---|-----|-----|-----|----|----|
| Patrik Elias      | 82 | 40 | 56 | 96  | 51  | 45  | 8  | 6  | Pierre Dagenais    | 9  | 3 | 2 | 5   | 6   | 1   | 1  | 1  |
| Alexander Mogilny | 75 | 43 | 40 | 83  | 43  | 10  | 12 | 7  | Mike Commodore     | 20 | 1 | 4 | 5   | 14  | 5   | 0  | 0  |
| Petr Sykora       | 73 | 35 | 46 | 81  | 32  | 36  | 9  | 3  | Bob Corkum         | 17 | 3 | 1 | 4   | 4   | 4   | 0  | 0  |
| Scott Gomez       | 76 | 14 | 49 | 63  | 46  | 1   | 2  | 4  | Steve Kelly        | 24 | 2 | 2 | 4   | 21  | E   | 0  | 0  |
| Jason Arnott      | 54 | 21 | 34 | 55  | 75  | 23  | 8  | 3  | Jim McKenzie       | 53 | 2 | 2 | 4   | 119 | E   | 0  | 0  |
| Sergei Brylin     | 75 | 23 | 29 | 52  | 24  | 25  | 3  | 0  | Ken Daneyko        | 77 | 0 | 4 | 4   | 87  | 8   | 0  | 0  |
| Brian Rafalski    | 78 | 9  | 43 | 52  | 26  | 36  | 6  | 1  | Willie Mitchell    | 16 | 0 | 2 | 2   | 29  | E   | 0  | 0  |
| Bobby Holik       | 80 | 15 | 35 | 50  | 97  | 19  | 3  | 3  | Jiri Bicek         | 5  | 1 | 0 | 1   | 4   | E   | 0  | 0  |
| Randy McKay       | 77 | 23 | 20 | 43  | 50  | 3   | 12 | 5  | Ed Ward            | 4  | 0 | 1 | 1   | 6   | 2   | 0  | 0  |
| John Madden       | 80 | 23 | 15 | 38  | 12  | 24  | 0  | 4  | Sean O'Donnell     | 17 | 0 | 1 | 1   | 33  | 2   | 0  | 0  |
| Scott Niedermayer | 57 | 6  | 29 | 35  | 22  | 14  | 1  | 5  | Martin Brodeur     | 72 | 0 | 1 | 1   | 14  | -   | 0  | 0  |
| Scott Stevens     | 81 | 9  | 22 | 31  | 71  | 40  | 3  | 2  | Stanislav Gron     | 1  | 0 | 0 | 0   | 0   | 1   | 0  | 0  |
| Sergei Nemchinov  | 65 | 8  | 22 | 30  | 16  | 11  | 1  | 2  | Mike Jefferson     | 2  | 0 | 0 | 0   | 6   | E   | 0  | 0  |
| Turner Stevenson  | 69 | 8  | 18 | 26  | 97  | 11  | 2  | 1  | John Vanbiesbrouck | 4  | 0 | 0 | 0   | 0   | -   | 0  | 0  |
| Colin White       | 82 | 1  | 19 | 20  | 155 | 32  | 0  | 1  | Chris Terreri      | 10 | 0 | 0 | 0   | 0   | 0   | -  | 0  |
| Jay Pandolfo      | 63 | 4  | 12 | 16  | 16  | 3   | 0  | 0  | Sascha Goc         | 11 | 0 | 0 | 0   | 4   | 7   | 0  | 0  |
| Ken Sutton        | 53 | 1  | 7  | 8   | 37  | 9   | 0  | 0  |                    |    |   |   |     |     |     |    |    |

GOALTENDERS

|                    | GP | MIN  | GA  | EN | SO | AVG  | W  | L  | T  | SA   | SAV% |
|--------------------|----|------|-----|----|----|------|----|----|----|------|------|
| John Vanbiesbrouck | 4  | 240  | 6   | 0  | 1  | 1.50 | 4  | 0  | 0  | 93   | .935 |
| Martin Brodeur     | 72 | 4297 | 166 | 2  | 9  | 2.32 | 42 | 17 | 11 | 1762 | .906 |
| Chris Terreri      | 10 | 453  | 21  | 0  | 0  | 2.78 | 2  | 5  | 1  | 167  | .874 |

RESULTS

| GM# | Date  | Opponent       | Score | GF-GA  | Record  | GM# | Date | Opponent       | Score | GF-GA   | Record   |
|-----|-------|----------------|-------|--------|---------|-----|------|----------------|-------|---------|----------|
| 1   | 10/6  | Montreal       | 8-4   | 8-4    | 1-0-0   | 42  | 1/13 | Toronto        | 4-4*  | 144-101 | 22-11-9  |
| 2   | 10/13 | @ Ottawa       | 1-3   | 9-7    | 1-1-0   | 43  | 1/16 | Boston         | 4-5   | 148-106 | 22-12-9  |
| 3   | 10/14 | Anaheim        | 4-2   | 13-9   | 2-1-0   | 44  | 1/18 | @ Philadelphia | 7-1   | 155-107 | 23-12-9  |
| 4   | 10/17 | @ Atlanta      | 3-3*  | 16-12  | 2-1-1   | 45  | 1/20 | Atlanta        | 3-2   | 158-109 | 24-12-9  |
| 5   | 10/19 | @ Washington   | 2-5   | 18-17  | 2-2-1   | 46  | 1/21 | @ Minnesota    | 4-2   | 162-111 | 25-12-9  |
| 6   | 10/21 | Tampa Bay      | 7-2   | 25-19  | 3-2-1   | 47  | 1/24 | @ Dallas       | 4-1   | 166-112 | 26-12-9  |
| 7   | 10/25 | @ Florida      | 2-1   | 27-20  | 4-2-1   | 48  | 1/25 | @ St Louis     | 3-4*  | 169-116 | 26-13-9  |
| 8   | 10/27 | @ Carolina     | 3-3*  | 30-23  | 4-2-2   | 49  | 1/27 | @ Boston       | 3-4*  | 172-120 | 26-14-9  |
| 9   | 10/28 | @ Pittsburgh   | 9-0   | 39-23  | 5-2-2   | 50  | 1/30 | Detroit        | 3-1   | 175-121 | 27-14-9  |
| 10  | 10/30 | Florida        | 6-5*  | 45-28  | 6-2-2   | 51  | 1/31 | @ NY Islanders | 2-3   | 177-124 | 27-15-9  |
| 11  | 11/1  | Philadelphia   | 1-1*  | 46-29  | 6-2-3   | 52  | 2/6  | @ Montreal     | 4-0   | 181-124 | 28-15-9  |
| 12  | 11/2  | @ Toronto      | 3-5   | 49-34  | 6-3-3   | 53  | 2/8  | @ Ottawa       | 4-4*  | 185-128 | 28-15-10 |
| 13  | 11/4  | Los Angeles    | 1-2   | 50-36  | 6-4-3   | 54  | 2/10 | @ Pittsburgh   | 4-5*  | 189-133 | 28-16-10 |
| 14  | 11/8  | Nashville      | 3-4   | 53-40  | 6-5-3   | 55  | 2/11 | @ NY Rangers   | 1-1*  | 190-134 | 28-16-11 |
| 15  | 11/10 | Pittsburgh     | 2-4   | 55-44  | 6-6-3   | 56  | 2/14 | Ottawa         | 2-3   | 192-137 | 28-17-11 |
| 16  | 11/11 | Buffalo        | 0-4   | 55-48  | 6-7-3   | 57  | 2/16 | Pittsburgh     | 4-4*  | 196-141 | 28-17-12 |
| 17  | 11/14 | San Jose       | 2-3   | 57-51  | 6-8-3   | 58  | 2/17 | @ Buffalo      | 1-5   | 197-146 | 28-18-12 |
| 18  | 11/16 | @ Boston       | 3-2*  | 60-53  | 7-8-3   | 59  | 2/19 | @ Toronto      | 2-0   | 199-146 | 29-18-12 |
| 19  | 11/18 | Carolina       | 3-2*  | 63-55  | 8-8-3   | 60  | 2/22 | Buffalo        | 0-1   | 199-147 | 29-19-12 |
| 20  | 11/22 | @ Anaheim      | 5-2   | 68-57  | 9-8-3   | 61  | 2/23 | @ Carolina     | 2-3   | 201-150 | 29-20-12 |
| 21  | 11/23 | @ Los Angeles  | 6-1   | 74-58  | 10-8-3  | 62  | 2/26 | Florida        | 5-3   | 206-153 | 30-20-12 |
| 22  | 11/25 | @ San Jose     | 3-2   | 77-60  | 11-8-3  | 63  | 2/27 | @ NY Islanders | 4-1   | 210-154 | 31-20-12 |
| 23  | 11/29 | NY Rangers     | 5-2   | 82-62  | 12-8-3  | 64  | 3/2  | Carolina       | 7-3   | 217-157 | 32-20-12 |
| 24  | 12/1  | NY Islanders   | 0-0*  | 82-62  | 12-8-3  | 65  | 3/4  | Tampa Bay      | 6-0   | 223-157 | 33-20-12 |
| 25  | 12/3  | @ NY Islanders | 1-1*  | 83-63  | 12-8-5  | 66  | 3/6  | Ottawa         | 3-2*  | 226-159 | 34-20-12 |
| 26  | 12/5  | Colorado       | 6-1   | 89-64  | 13-8-5  | 67  | 3/8  | Minnesota      | 6-2   | 232-161 | 35-20-12 |
| 27  | 12/7  | @ Buffalo      | 2-5   | 91-69  | 13-9-5  | 68  | 3/10 | @ Philadelphia | 3-2   | 235-163 | 36-20-12 |
| 28  | 12/9  | Washington     | 2-3   | 93-72  | 13-10-5 | 69  | 3/13 | @ Colorado     | 6-3   | 241-166 | 37-20-12 |
| 29  | 12/11 | Atlanta        | 4-0   | 97-72  | 14-10-5 | 70  | 3/14 | @ Phoenix      | 3-2   | 244-168 | 38-20-12 |
| 30  | 12/15 | Montreal       | 2-1   | 99-73  | 15-10-5 | 71  | 3/17 | @ Edmonton     | 6-5*  | 250-173 | 39-20-12 |
| 31  | 12/16 | @ Philadelphia | 3-6   | 102-79 | 15-11-5 | 72  | 3/19 | @ Calgary      | 4-2   | 254-175 | 40-20-12 |
| 32  | 12/20 | Dallas         | 4-1   | 106-80 | 16-11-5 | 73  | 3/21 | NY Rangers     | 4-0   | 258-175 | 41-20-12 |
| 33  | 12/22 | @ Florida      | 2-0   | 108-80 | 17-11-5 | 74  | 3/23 | Vancouver      | 4-0   | 262-175 | 42-20-12 |
| 34  | 12/23 | @ Tampa Bay    | 5-1   | 113-81 | 18-11-5 | 75  | 3/25 | Pittsburgh     | 2-4   | 264-179 | 42-21-12 |
| 35  | 12/27 | Columbus       | 2-2*  | 115-83 | 18-11-6 | 76  | 3/27 | @ Tampa Bay    | 7-1   | 271-180 | 43-21-12 |
| 36  | 12/29 | Washington     | 4-2   | 119-85 | 19-11-6 | 77  | 3/28 | @ Atlanta      | 4-2   | 275-182 | 44-21-12 |
| 37  | 12/31 | @ Columbus     | 6-3   | 125-88 | 20-11-6 | 78  | 3/31 | NY Rangers     | 3-4   | 278-186 | 44-22-12 |
| 38  | 1/2   | Philadelphia   | 1-1*  | 126-89 | 20-11-7 | 79  | 4/2  | Chicago        | 4-3   | 282-189 | 45-22-12 |
| 39  | 1/4   | NY Islanders   | 4-2   | 130-91 | 21-11-7 | 80  | 4/3  | @ Washington   | 6-4   | 288-193 | 46-22-12 |
| 40  | 1/6   | @ NY Rangers   | 5-5*  | 135-96 | 21-11-8 | 81  | 4/6  | Boston         | 5-2   | 293-195 | 47-22-12 |
| 41  | 1/10  | Phoenix        | 5-1   | 140-97 | 22-11-8 | 82  | 4/7  | @ Montreal     | 2-0   | 295-195 | 48-22-12 |

\* Denotes overtime

(41-28-9-4, 95pts., 3rd Place, Atlantic Division)

**SCORING**

| Player              | GP | G  | A  | PTS | PIM | +/- | PP | GW | Player              | GP | G | A | PTS | PIM | +/- | PP | GW |
|---------------------|----|----|----|-----|-----|-----|----|----|---------------------|----|---|---|-----|-----|-----|----|----|
| Patrik Elias        | 75 | 29 | 32 | 61  | 36  | 4   | 8  | 8  | Jamie Langenbrunner | 14 | 3 | 3 | 6   | 23  | 2   | 0  | 2  |
| Bobby Holik         | 81 | 25 | 29 | 54  | 97  | 7   | 6  | 3  | Pierre Dagenais     | 16 | 3 | 3 | 6   | 4   | 5   | -1 | 1  |
| Petr Sykora         | 73 | 21 | 27 | 48  | 44  | 12  | 4  | 4  | Ken Daneyko         | 67 | 0 | 6 | 6   | 60  | 2   | 0  | 0  |
| Scott Gomez         | 76 | 10 | 38 | 48  | 36  | -4  | -1 | 1  | Colin White         | 73 | 2 | 3 | 5   | 133 | 6   | 0  | 0  |
| Brian Rafalski      | 76 | 7  | 40 | 47  | 18  | 15  | -2 | 4  | Tommy Albelin       | 42 | 1 | 3 | 4   | 4   | E   | 0  | 1  |
| Sergei Brylin       | 76 | 16 | 28 | 44  | 10  | 21  | 5  | 3  | Martin Brodeur      | 73 | 0 | 4 | 4   | 8   | -   | 0  | 0  |
| Jason Arnott        | 63 | 22 | 19 | 41  | 59  | 3   | 8  | 1  | Bruce Gardiner      | 7  | 2 | 1 | 3   | 2   | 1   | -1 | 0  |
| Scott Niedermayer   | 76 | 11 | 22 | 33  | 30  | 12  | 2  | 6  | Stephane Richer     | 10 | 1 | 2 | 3   | 0   | 1   | -  | 0  |
| John Madden         | 82 | 15 | 8  | 23  | 25  | 6   | 0  | 2  | Andrei Zyuzin       | 38 | 1 | 2 | 3   | 25  | 1   | 1  | 0  |
| Scott Stevens       | 82 | 1  | 16 | 17  | 44  | 15  | 0  | 1  | Turner Stevenson    | 21 | 0 | 2 | 2   | 25  | 3   | -  | 0  |
| Jay Pandolfo        | 65 | 4  | 10 | 14  | 15  | 12  | 0  | 0  | Josef Bouchardienne | 1  | 0 | 1 | 1   | 2   | 1   | -  | 0  |
| Randy McKay         | 55 | 6  | 7  | 13  | 65  | 2   | 3  | 1  | Joel Bouchar        | 1  | 0 | 1 | 1   | 0   | 1   | 0  | 0  |
| Valeri Kamensky     | 30 | 4  | 8  | 12  | 18  | -2  | 0  | 0  | Mike Commodore      | 37 | 0 | 1 | 1   | 30  | 12  | -  | 0  |
| Brian Gionta        | 33 | 4  | 7  | 11  | 8   | 10  | 0  | 0  | Jiri Bicek          | 1  | 0 | 0 | 0   | 0   | 1   | -  | 0  |
| Joe Nieuwendyk      | 14 | 2  | 9  | 11  | 4   | 2   | 0  | 1  | Scott Clemmensen    | 2  | 0 | 0 | 0   | 0   | 0   | -  | 0  |
| Sergei Nemchinov    | 68 | 5  | 10 | 10  | 9   | -   | 0  | 1  | Sascha Goc          | 2  | 0 | 0 | 0   | 0   | 2   | -  | 0  |
| Andreas Salomonsson | 39 | 4  | 5  | 9   | 22  | 12  | -1 | 1  | John Vanbiesbrouck  | 5  | 0 | 0 | 0   | 4   | -   | 0  | 0  |
| Christian Berglund  | 15 | 2  | 7  | 9   | 8   | 3   | -  | 0  | J.F. Dampousse      | 6  | 0 | 0 | 0   | 0   | -   | 0  | 0  |
| Jim McKenzie        | 67 | 3  | 5  | 8   | 123 | E   | 1  | 0  |                     |    |   |   |     |     |     |    |    |

**GOALTENDERS**

|                    | GP | MIN  | GA  | EN | SO | AVG  | W  | L  | T | SA   | SAV% |
|--------------------|----|------|-----|----|----|------|----|----|---|------|------|
| John Vanbiesbrouck | 5  | 300  | 10  | 2  | 0  | 2.00 | 2  | 3  | 0 | 117  | .915 |
| Martin Brodeur     | 73 | 4347 | 156 | 5  | 4  | 2.15 | 38 | 26 | 9 | 1655 | .906 |
| J.F. Dampousse     | 6  | 294  | 12  | 1  | 0  | 2.45 | 1  | 3  | 0 | 115  | .896 |
| Scott Clemmensen   | 2  | 20   | 1   | 0  | 0  | 3.00 | 0  | 0  | 0 | 5    | .800 |

**RESULTS**

| GM# | Date  | Opponent       | Score | GF-GA | Record  | GM# | Date | Opponent       | Score | GF-GA   | Record  |
|-----|-------|----------------|-------|-------|---------|-----|------|----------------|-------|---------|---------|
| 1   | 10/6  | @ Washington   | 1-6   | 1-6   | 0-1-0   | 42  | 1/9  | Calgary        | 5-1   | 101-100 | 19-18-5 |
| 2   | 10/11 | NY Islanders   | 4-6   | 5-12  | 0-2-0   | 43  | 1/10 | @ Philadelphia | 2-3   | 103-103 | 19-19-5 |
| 3   | 10/13 | @ Montreal     | 1-3   | 6-15  | 0-3-0   | 44  | 1/12 | @ Buffalo      | 1-2   | 104-105 | 19-20-5 |
| 4   | 10/17 | @ NY Rangers   | 3-4*  | 9-19  | 0-4-0   | 45  | 1/15 | Tampa Bay      | 4-5*  | 108-110 | 19-21-5 |
| 5   | 10/18 | San Jose       | 6-1   | 15-20 | 1-4-0   | 46  | 1/17 | NY Rangers     | 6-4   | 114-114 | 20-21-5 |
| 6   | 10/20 | Ottawa         | 3-2   | 18-22 | 2-4-0   | 47  | 1/19 | Carolina       | 3-3*  | 117-117 | 20-21-6 |
| 7   | 10/23 | @ Ottawa       | 2-1   | 20-23 | 3-4-0   | 48  | 1/21 | @ Tampa Bay    | 2-3   | 119-120 | 20-22-6 |
| 8   | 10/27 | Buffalo        | 3-1   | 23-24 | 4-4-0   | 49  | 1/23 | @ Florida      | 3-1   | 122-121 | 21-22-6 |
| 9   | 10/30 | @ Boston       | 4-3*  | 27-27 | 5-4-0   | 50  | 1/24 | @ Atlanta      | 2-4   | 124-125 | 21-23-6 |
| 10  | 11/1  | Phoenix        | 5-2   | 32-29 | 6-4-0   | 51  | 1/26 | @ Minnesota    | 2-2*  | 126-127 | 21-23-7 |
| 11  | 11/3  | Boston         | 1-2   | 33-31 | 6-5-0   | 52  | 1/29 | @ NY Islanders | 3-1   | 129-128 | 22-23-7 |
| 12  | 11/7  | Atlanta        | 3-2   | 36-33 | 7-5-0   | 53  | 1/30 | Chicago        | 3-1   | 132-129 | 23-23-7 |
| 13  | 11/9  | Toronto        | 3-2*  | 39-35 | 8-5-0   | 54  | 2/5  | Montreal       | 0-1   | 132-130 | 23-24-7 |
| 14  | 11/10 | @ Toronto      | 1-1*  | 40-36 | 8-5-1   | 55  | 2/7  | Atlanta        | 3-3*  | 135-133 | 23-24-8 |
| 15  | 11/13 | Pittsburgh     | 1-5   | 41-41 | 8-6-1   | 56  | 2/9  | @ Pittsburgh   | 2-1*  | 137-134 | 24-24-8 |
| 16  | 11/15 | @ Boston       | 4-5*  | 45-46 | 8-7-1   | 57  | 2/10 | Buffalo        | 4-1   | 141-135 | 25-24-8 |
| 17  | 11/17 | Philadelphia   | 1-3   | 46-49 | 8-8-1   | 58  | 2/12 | @ Buffalo      | 2-2*  | 143-137 | 25-24-9 |
| 18  | 11/18 | Colorado       | 0-2   | 46-51 | 8-9-1   | 59  | 2/26 | @ NY Rangers   | 4-3   | 147-140 | 26-24-9 |
| 19  | 11/20 | @ Philadelphia | 3-3*  | 49-54 | 8-9-2   | 60  | 2/27 | Philadelphia   | 0-1   | 147-141 | 26-25-9 |
| 20  | 11/23 | @ Tampa Bay    | 0-2   | 49-56 | 8-10-2  | 61  | 3/1  | Toronto        | 4-2   | 151-143 | 27-25-9 |
| 21  | 11/24 | @ Florida      | 5-1   | 54-57 | 9-10-2  | 62  | 3/4  | @ Colorado     | 0-2   | 151-145 | 27-26-9 |
| 22  | 11/27 | @ Pittsburgh   | 0-6   | 54-63 | 9-11-2  | 63  | 3/5  | @ Phoenix      | 1-4   | 152-149 | 27-27-9 |
| 23  | 11/30 | @ Detroit      | 2-4   | 56-67 | 9-12-2  | 64  | 3/8  | @ Anaheim      | 1-2   | 153-151 | 27-28-9 |
| 24  | 12/1  | Detroit        | 4-1   | 60-68 | 10-12-2 | 65  | 3/10 | @ Dallas       | 3-0   | 156-151 | 28-28-9 |
| 25  | 12/4  | Tampa Bay      | 1-1*  | 61-69 | 10-12-3 | 66  | 3/13 | NY Islanders   | 3-2   | 159-153 | 29-28-9 |
| 26  | 12/5  | @ Montreal     | 2-1   | 63-70 | 11-12-3 | 67  | 3/16 | NY Rangers     | 3-1   | 162-154 | 30-28-9 |
| 27  | 12/8  | Washington     | 3-1   | 66-71 | 12-12-3 | 68  | 3/17 | Vancouver      | 2-3*  | 164-157 | 30-29-9 |
| 28  | 12/10 | @ Columbus     | 1-3   | 67-74 | 12-13-3 | 69  | 3/20 | @ Chicago      | 3-1   | 167-158 | 31-29-9 |
| 29  | 12/12 | NY Islanders   | 3-2*  | 70-76 | 13-13-3 | 70  | 3/21 | @ Nashville    | 4-3   | 171-161 | 32-29-9 |
| 30  | 12/14 | Florida        | 2-3   | 72-79 | 13-14-3 | 71  | 3/23 | Carolina       | 2-4   | 173-165 | 32-30-9 |
| 31  | 12/15 | @ Ottawa       | 2-0   | 74-79 | 14-14-3 | 72  | 3/25 | Florida        | 3-1   | 176-166 | 33-30-9 |
| 32  | 12/19 | @ NY Rangers   | 2-2*  | 76-81 | 14-14-4 | 73  | 3/27 | @ Pittsburgh   | 4-3   | 180-169 | 34-30-9 |
| 33  | 12/20 | Edmonton       | 3-3*  | 79-84 | 14-14-5 | 74  | 3/29 | Washington     | 1-3   | 181-172 | 34-31-9 |
| 34  | 12/22 | Ottawa         | 0-1   | 79-85 | 14-15-5 | 75  | 3/30 | @ Toronto      | 3-1   | 184-173 | 35-31-9 |
| 35  | 12/26 | Pittsburgh     | 4-0   | 83-85 | 15-15-5 | 76  | 4/1  | @ NY Islanders | 2-4   | 186-177 | 35-32-9 |
| 36  | 12/29 | @ Vancouver    | 2-4   | 85-89 | 15-16-5 | 77  | 4/3  | @ Carolina     | 3-2   | 189-179 | 36-32-9 |
| 37  | 12/30 | @ Edmonton     | 2-1   | 87-90 | 16-16-5 | 78  | 4/5  | @ Atlanta      | 3-1   | 192-180 | 37-32-9 |
| 38  | 1/1   | St. Louis      | 2-1   | 89-91 | 17-16-5 | 79  | 4/7  | Boston         | 3-2*  | 195-182 | 38-32-9 |
| 39  | 1/3   | Nashville      | 3-4   | 92-95 | 17-17-5 | 80  | 4/10 | Philadelphia   | 1-0   | 196-182 | 39-32-9 |
| 40  | 1/5   | @ Carolina     | 2-1   | 94-96 | 18-17-5 | 81  | 4/12 | Montreal       | 5-2   | 201-184 | 40-32-9 |
| 41  | 1/7   | Los Angeles    | 2-3   | 96-99 | 18-18-5 | 82  | 4/13 | @ Washington   | 4-3*  | 205-187 | 41-32-9 |

\* Denotes overtime

(46-20-10-6, 108 pts., 1st Place, Atlantic Division)

**SCORING**

| Player              | GP | G  | A  | PTS | PIM | +/- | PP | GW | Player             | GP | G | A | PTS | PIM | +/- | PP | GW |
|---------------------|----|----|----|-----|-----|-----|----|----|--------------------|----|---|---|-----|-----|-----|----|----|
| Patrik Elias        | 81 | 28 | 29 | 57  | 22  | 17  | 6  | 4  | Jiri Bicek         | 44 | 5 | 6 | 11  | 25  | 7   | 1  | 1  |
| Jamie Langenbrunner | 78 | 22 | 33 | 55  | 65  | 17  | 5  | 5  | Christian Berglund | 38 | 4 | 5 | 9   | 20  | 3   | 0  | 0  |
| Scott Gomez         | 80 | 13 | 42 | 55  | 48  | 17  | 2  | 4  | Ken Daneyko        | 69 | 2 | 7 | 9   | 33  | 6   | 0  | 0  |
| Jeff Friesen        | 81 | 23 | 28 | 51  | 26  | 23  | 3  | 4  | Mike Rupp          | 26 | 5 | 3 | 8   | 21  | E   | 2  | 3  |
| Joe Nieuwendyk      | 80 | 17 | 28 | 45  | 56  | 10  | 3  | 4  | Tommy Albelin      | 37 | 1 | 6 | 7   | 6   | 10  | 0  | 0  |
| John Madden         | 80 | 19 | 22 | 41  | 26  | 13  | 2  | 3  | Pascal Rheaume     | 21 | 4 | 1 | 5   | 8   | 3   | 0  | 1  |
| Brian Rafalski      | 79 | 3  | 37 | 40  | 14  | 18  | 2  | 0  | Grant Marshall     | 10 | 1 | 3 | 4   | 7   | 3-  | 0  | 0  |
| Scott Niedermayer   | 81 | 11 | 28 | 39  | 62  | 23  | 3  | 3  | Steve Guolla       | 12 | 2 | 0 | 2   | 2   | 1   | 0  | 0  |
| Brian Gionta        | 58 | 12 | 13 | 25  | 23  | 5   | 2  | 3  | Mike Danton        | 17 | 2 | 0 | 2   | 35  | E   | 0  | 0  |
| Turner Stevenson    | 77 | 7  | 13 | 20  | 115 | 7   | 0  | 0  | Richard Smehlik    | 12 | 0 | 2 | 2   | 0   | 1-  | 0  | 0  |
| Scott Stevens       | 81 | 4  | 16 | 20  | 41  | 18  | 0  | 2  | Andrei Zyuzin      | 1  | 0 | 1 | 1   | 2   | 1-  | 0  | 0  |
| Sergei Brylin       | 52 | 11 | 8  | 19  | 16  | 2-  | 3  | 1  | Craig Darby        | 3  | 0 | 1 | 1   | 0   | 1-  | 0  | 0  |
| Jay Pandolfo        | 68 | 6  | 11 | 17  | 23  | 12  | 0  | 4  | Raymond Giroux     | 11 | 0 | 1 | 1   | 6   | 2-  | 0  | 0  |
| Oleg Tverdovsky     | 50 | 5  | 8  | 13  | 22  | 2   | 2  | 1  | Corey Schwab       | 11 | 0 | 0 | 0   | 0   | -   | 0  | 0  |
| Colin White         | 72 | 5  | 8  | 13  | 98  | 19  | 0  | 1  | Martin Brodeur     | 73 | 0 | 0 | 0   | 10  | -   | 0  | 0  |
| Jim McKenzie        | 76 | 4  | 8  | 12  | 88  | 3   | 0  | 2  |                    |    |   |   |     |     |     |    |    |

**GOALTENDERS**

|                | GP | MIN  | GA  | EN | SO | AVG  | W  | L  | T | SA   | SAV% |
|----------------|----|------|-----|----|----|------|----|----|---|------|------|
| Corey Schwab   | 11 | 614  | 15  | 0  | 1  | 1.47 | 5  | 3  | 1 | 223  | .933 |
| Martin Brodeur | 73 | 4374 | 147 | 4  | 9  | 2.02 | 41 | 23 | 9 | 1706 | .914 |

**RESULTS**

| GM# | Date  | Opponent       | Score | GF-GA | Record  | GM# | Date | Opponent       | Score | GF-GA   | Record   |
|-----|-------|----------------|-------|-------|---------|-----|------|----------------|-------|---------|----------|
| 1   | 10/10 | @ Ottawa       | 2-1   | 2-1   | 1-0-0   | 42  | 1/13 | Florida        | 6-2   | 103-85  | 24-15-3  |
| 2   | 10/12 | Columbus       | 3-2   | 5-3   | 2-0-0   | 43  | 1/15 | NY Islanders   | 5-0   | 108-85  | 25-15-3  |
| 3   | 10/18 | Nashville      | 3-2*  | 8-5   | 3-0-0   | 44  | 1/17 | @ Carolina     | 2-1   | 110-86  | 26-15-3  |
| 4   | 10/19 | @ Carolina     | 1-3   | 9-8   | 3-1-0   | 45  | 1/18 | Carolina       | 5-2   | 115-88  | 27-15-3  |
| 5   | 10/23 | @ Atlanta      | 2-1   | 11-9  | 4-1-0   | 46  | 1/22 | @ San Jose     | 5-4*  | 120-92  | 28-15-3  |
| 6   | 10/25 | @ Buffalo      | 2-1   | 13-10 | 5-1-0   | 47  | 1/24 | @ Anaheim      | 3-1   | 123-93  | 29-15-3  |
| 7   | 10/26 | Tampa Bay      | 5-1   | 18-11 | 6-1-0   | 48  | 1/25 | @ Los Angeles  | 1-2*  | 124-95  | 29-16-3  |
| 8   | 10/29 | Carolina       | 1-2   | 19-13 | 6-2-0   | 49  | 1/28 | Detroit        | 1-0   | 125-95  | 30-16-3  |
| 9   | 11/2  | Chicago        | 5-1   | 24-14 | 7-2-0   | 50  | 1/30 | Philadelphia   | 5-1   | 130-96  | 31-16-3  |
| 10  | 11/5  | Calgary        | 2-3   | 26-17 | 7-3-0   | 51  | 2/4  | Buffalo        | 4-1   | 134-97  | 32-16-3  |
| 11  | 11/7  | @ Philadelphia | 1-0   | 27-17 | 8-3-0   | 52  | 2/5  | @ Washington   | 4-1   | 138-98  | 33-16-3  |
| 12  | 11/9  | Edmonton       | 3-6   | 30-23 | 8-4-0   | 53  | 2/7  | Atlanta        | 2-4   | 140-102 | 33-17-3  |
| 13  | 11/12 | Anaheim        | 3-2*  | 33-25 | 9-4-0   | 54  | 2/9  | Minnesota      | 3-2   | 143-104 | 34-17-3  |
| 14  | 11/15 | Montreal       | 5-1   | 38-26 | 10-4-0  | 55  | 2/11 | @ Colorado     | 1-3   | 144-107 | 34-18-3  |
| 15  | 11/16 | @ Montreal     | 1-3   | 39-29 | 10-5-0  | 56  | 2/12 | @ Phoenix      | 3-0   | 147-107 | 35-18-3  |
| 16  | 11/19 | Buffalo        | 4-3*  | 43-32 | 11-5-0  | 57  | 2/15 | Pittsburgh     | 1-4   | 148-111 | 35-19-3  |
| 17  | 11/21 | NY Rangers     | 4-4*  | 47-36 | 11-5-1  | 58  | 2/18 | @ Philadelphia | 2-2*  | 150-113 | 35-19-4  |
| 18  | 11/23 | Tampa Bay      | 1-3   | 48-39 | 11-6-1  | 59  | 2/19 | Ottawa         | 3-5   | 153-118 | 35-20-4  |
| 19  | 11/27 | @ Detroit      | 2-3*  | 50-42 | 11-7-1  | 60  | 2/21 | Boston         | 3-2   | 156-120 | 36-20-4  |
| 20  | 11/29 | @ Nashville    | 2-1   | 52-43 | 12-7-1  | 61  | 2/23 | @ Pittsburgh   | 4-3   | 160-123 | 37-20-4  |
| 21  | 11/30 | @ St. Louis    | 5-4*  | 57-47 | 13-7-1  | 62  | 2/25 | NY Rangers     | 3-3*  | 163-126 | 37-20-5  |
| 22  | 12/2  | @ Philadelphia | 1-0*  | 58-47 | 14-7-1  | 63  | 2/27 | @ NY Islanders | 3-3*  | 166-129 | 37-20-6  |
| 23  | 12/4  | Vancouver      | 2-3*  | 60-50 | 14-8-1  | 64  | 3/1  | Washington     | 2-1*  | 168-130 | 38-20-6  |
| 24  | 12/6  | Pittsburgh     | 3-1   | 63-51 | 15-8-1  | 65  | 3/4  | @ Minnesota    | 2-3   | 170-133 | 38-21-6  |
| 25  | 12/7  | @ Toronto      | 0-1   | 63-52 | 15-9-1  | 66  | 3/5  | @ Calgary      | 4-5*  | 174-138 | 38-22-6  |
| 26  | 12/10 | St. Louis      | 2-0   | 65-52 | 16-9-1  | 67  | 3/8  | @ NY Islanders | 4-2   | 178-140 | 39-22-6  |
| 27  | 12/12 | @ Columbus     | 2-4   | 67-56 | 16-10-1 | 68  | 3/11 | Atlanta        | 2-3   | 180-143 | 39-23-6  |
| 28  | 12/14 | @ Ottawa       | 3-4*  | 70-60 | 16-11-1 | 69  | 3/13 | @ Boston       | 3-4   | 183-147 | 39-24-6  |
| 29  | 12/18 | Ottawa         | 0-3   | 70-63 | 16-12-1 | 70  | 3/15 | NY Rangers     | 3-1   | 186-148 | 40-24-6  |
| 30  | 12/19 | @ Pittsburgh   | 3-1   | 73-64 | 17-12-1 | 71  | 3/17 | Philadelphia   | 2-4   | 188-152 | 40-25-6  |
| 31  | 12/21 | Dallas         | 5-3   | 78-67 | 18-12-1 | 72  | 3/18 | @ Montreal     | 1-0   | 189-152 | 41-25-6  |
| 32  | 12/23 | @ NY Rangers   | 2-2*  | 80-69 | 18-12-2 | 73  | 3/21 | Pittsburgh     | 3-1   | 192-153 | 42-25-6  |
| 33  | 12/27 | @ Washington   | 2-3   | 82-72 | 18-13-2 | 74  | 3/22 | @ NY Islanders | 4-2   | 196-155 | 43-25-6  |
| 34  | 12/28 | Washington     | 2-1*  | 84-73 | 19-13-2 | 75  | 3/24 | @ Florida      | 4-1   | 200-156 | 44-25-6  |
| 35  | 12/30 | @ Boston       | 1-0   | 85-73 | 20-13-2 | 76  | 3/27 | @ Tampa Bay    | 2-2*  | 202-158 | 44-25-7  |
| 36  | 1/1   | Florida        | 1-2   | 86-75 | 20-14-2 | 77  | 3/28 | @ Atlanta      | 1-1*  | 203-159 | 44-25-8  |
| 37  | 1/3   | Toronto        | 2-0   | 88-75 | 21-14-2 | 78  | 3/30 | NY Islanders   | 6-0   | 209-159 | 45-25-8  |
| 38  | 1/4   | @ Toronto      | 1-2   | 89-77 | 21-15-2 | 79  | 4/1  | Toronto        | 2-3*  | 211-162 | 45-26-8  |
| 39  | 1/7   | Montreal       | 3-2   | 92-79 | 22-15-2 | 80  | 4/3  | Boston         | 1-1*  | 212-163 | 45-26-9  |
| 40  | 1/10  | @ Florida      | 2-1   | 94-80 | 23-15-2 | 81  | 4/4  | @ NY Rangers   | 2-1   | 214-164 | 46-26-9  |
| 41  | 1/11  | @ Tampa Bay    | 3-3*  | 97-83 | 23-15-3 | 82  | 4/6  | @ Buffalo      | 2-2*  | 216-166 | 46-26-10 |

\* Denotes overtime



(43-25-12-2, 100 pts., 2nd Place, Atlantic Division)

**SCORING**

| Player              | GP | G  | A  | PTS | PIM | +/- | PP | GW | Player              | GP | G | A  | PTS | PIM | +/- | PP | GW |
|---------------------|----|----|----|-----|-----|-----|----|----|---------------------|----|---|----|-----|-----|-----|----|----|
| Patrik Elias        | 82 | 38 | 43 | 81  | 44  | 26  | 9  | 9  | Igor Larionov       | 49 | 1 | 10 | 11  | 20  | 3   | 0  | 0  |
| Scott Gomez         | 80 | 14 | 56 | 70  | 70  | 18  | 3  | 1  | Jan Hrdina          | 13 | 1 | 6  | 7   | 10  | 4   | 0  | 0  |
| Scott Niedermayer   | 81 | 14 | 40 | 54  | 44  | 20  | 9  | 3  | Viktor Kozlov       | 11 | 2 | 4  | 6   | 2   | E   | 0  | 0  |
| Jeff Friesen        | 81 | 17 | 20 | 37  | 26  | 8   | 5  | 4  | Christian Berglund  | 23 | 2 | 3  | 5   | 4   | 4   | 0  | 0  |
| Brian Rafalski      | 69 | 6  | 30 | 36  | 24  | 6   | 2  | 1  | Tommy Albelin       | 45 | 1 | 3  | 4   | 4   | 7   | 0  | 0  |
| John Madden         | 80 | 12 | 23 | 35  | 22  | 7   | 1  | 1  | David Hale          | 65 | 0 | 4  | 4   | 72  | 12  | 0  | 0  |
| Sergei Brylin       | 82 | 14 | 19 | 33  | 20  | 10  | 7  | 1  | Raymond Giroux      | 11 | 0 | 3  | 3   | 4   | 3   | 0  | 0  |
| Brian Gionta        | 75 | 21 | 8  | 29  | 36  | 19  | 0  | 8  | Sean Brown          | 39 | 0 | 3  | 3   | 44  | 5   | 0  | 0  |
| Turner Stevenson    | 61 | 14 | 13 | 27  | 76  | E   | 4  | 2  | Rob Skrlac          | 8  | 1 | 0  | 1   | 22  | 1   | 0  | 1  |
| Jay Pandolfo        | 82 | 13 | 13 | 26  | 14  | 5   | 1  | 4  | Corey Schwab        | 3  | 0 | 1  | 1   | 2   | -   | 0  | 0  |
| Jamie Langenbrunner | 53 | 10 | 16 | 26  | 43  | 9   | 1  | 2  | Jiri Bicek          | 12 | 0 | 1  | 1   | 0   | E   | 0  | 0  |
| Paul Martin         | 70 | 6  | 18 | 24  | 4   | 12  | 2  | 2  | Aleksander Suglovov | 1  | 0 | 0  | 0   | 0   | E   | 0  | 0  |
| Grant Marshall      | 65 | 8  | 7  | 15  | 67  | 9   | -  | 5  | Craig Darby         | 2  | 0 | 0  | 0   | 0   | 1   | -  | 0  |
| Erik Rasmussen      | 69 | 7  | 6  | 13  | 41  | 5   | 0  | 0  | Tuomas Pihlman      | 2  | 0 | 0  | 0   | 2   | E   | 0  | 0  |
| Colin White         | 75 | 2  | 11 | 13  | 96  | 10  | 0  | 0  | Scott Clemmensen    | 4  | 0 | 0  | 0   | 0   | -   | 0  | 0  |
| Scott Stevens       | 38 | 3  | 9  | 12  | 22  | 3   | 1  | 1  | Martin Brodeur      | 75 | 0 | 0  | 0   | 4   | -   | 0  | 0  |
| Mike Rupp           | 51 | 6  | 5  | 11  | 41  | 1   | -  | 1  |                     |    |   |    |     |     |     |    |    |

**GOALTENDERS**

|                  | GP | MIN  | GA  | EN | SO | AVG  | W  | L  | T  | SA   | SAV% |
|------------------|----|------|-----|----|----|------|----|----|----|------|------|
| Corey Schwab     | 3  | 187  | 2   | 0  | 1  | 0.64 | 2  | 0  | 1  | 68   | .971 |
| Scott Clemmensen | 4  | 238  | 4   | 0  | 2  | 1.01 | 3  | 1  | 0  | 84   | .952 |
| Martin Brodeur   | 75 | 4555 | 154 | 4  | 11 | 2.03 | 38 | 26 | 11 | 1845 | .917 |

**RESULTS**

| GM# | Date  | Opponent       | Score | GF-GA | Record  | GM# | Date | Opponent       | Score | GF-GA   | Record   |
|-----|-------|----------------|-------|-------|---------|-----|------|----------------|-------|---------|----------|
| 1   | 10/8  | @ Boston       | 3-3*  | 3-3   | 0-0-1   | 42  | 1/13 | Ottawa         | 0-4   | 97-78   | 21-12-9  |
| 2   | 10/11 | @ Carolina     | 2-1   | 5-4   | 1-0-1   | 43  | 1/15 | @ NY Rangers   | 3-3*  | 100-81  | 21-12-10 |
| 3   | 10/16 | Toronto        | 2-2*  | 7-6   | 1-0-2   | 44  | 1/17 | Washington     | 2-1*  | 102-82  | 22-12-10 |
| 4   | 10/18 | Tampa Bay      | 2-3   | 9-9   | 1-1-2   | 45  | 1/20 | @ Pittsburgh   | 3-0   | 105-82  | 23-12-10 |
| 5   | 10/22 | Florida        | 1-2   | 10-11 | 1-2-2   | 46  | 1/21 | Carolina       | 1-2   | 106-84  | 23-13-10 |
| 6   | 10/24 | @ Pittsburgh   | 2-1   | 12-12 | 2-2-2   | 47  | 1/23 | Montreal       | 2-0   | 108-84  | 24-13-10 |
| 7   | 10/25 | Boston         | 2-5   | 14-17 | 2-3-2   | 48  | 1/25 | Atlanta        | 3-2   | 111-86  | 25-13-10 |
| 8   | 10/28 | @ NY Islanders | 4-0   | 18-17 | 3-3-2   | 49  | 1/27 | @ Columbus     | 4-3   | 115-89  | 26-13-10 |
| 9   | 10/30 | Philadelphia   | 3-2   | 21-19 | 4-3-2   | 50  | 1/29 | @ Detroit      | 2-5   | 117-94  | 26-14-10 |
| 10  | 11/1  | Colorado       | 4-3   | 25-22 | 5-3-2   | 51  | 1/31 | @ St. Louis    | 4-1   | 121-95  | 27-14-10 |
| 11  | 11/5  | San Jose       | 3-2*  | 28-24 | 6-3-2   | 52  | 2/3  | Ottawa         | 2-1   | 123-96  | 28-14-10 |
| 12  | 11/7  | Toronto        | 1-1*  | 29-25 | 6-3-3   | 53  | 2/5  | Vancouver      | 0-4   | 123-100 | 28-15-10 |
| 13  | 11/8  | @ Ottawa       | 1-0   | 30-25 | 7-3-3   | 54  | 2/10 | @ Philadelphia | 1-4   | 124-104 | 28-16-10 |
| 14  | 11/12 | @ Buffalo      | 2-2*  | 32-27 | 7-3-4   | 55  | 2/11 | NY Rangers     | 1-3   | 125-107 | 28-17-10 |
| 15  | 11/13 | Florida        | 3-1   | 35-28 | 8-3-4   | 56  | 2/14 | Carolina       | 4-1   | 129-108 | 29-17-10 |
| 16  | 11/15 | NY Rangers     | 5-0   | 40-28 | 9-3-4   | 57  | 2/15 | Los Angeles    | 3-2*  | 132-110 | 30-17-10 |
| 17  | 11/19 | Buffalo        | 4-1   | 44-29 | 10-3-4  | 58  | 2/17 | Minnesota      | 4-4*  | 136-114 | 30-17-11 |
| 18  | 11/21 | Pittsburgh     | 2-1*  | 46-30 | 11-3-4  | 59  | 2/19 | @ Washington   | 1-3   | 137-117 | 30-18-11 |
| 19  | 11/25 | @ Los Angeles  | 4-0   | 50-30 | 12-3-4  | 60  | 2/21 | @ NY Rangers   | 7-3   | 144-120 | 31-18-11 |
| 20  | 11/26 | @ Anaheim      | 3-3*  | 53-33 | 12-3-5  | 61  | 2/22 | Calgary        | 3-1   | 147-121 | 32-18-11 |
| 21  | 11/28 | @ Dallas       | 0-2   | 53-35 | 12-4-5  | 62  | 2/25 | Buffalo        | 8-2   | 155-123 | 33-18-11 |
| 22  | 11/30 | @ Colorado     | 1-1*  | 54-36 | 12-4-6  | 63  | 2/27 | Atlanta        | 2-3   | 157-126 | 33-19-11 |
| 23  | 12/2  | Phoenix        | 1-3   | 55-39 | 12-5-6  | 64  | 2/28 | @ Toronto      | 0-3   | 157-129 | 33-20-11 |
| 24  | 12/4  | Washington     | 3-0   | 58-39 | 13-5-6  | 65  | 3/1  | @ Montreal     | 1-2   | 158-131 | 33-21-11 |
| 25  | 12/6  | @ Ottawa       | 2-1   | 60-40 | 14-5-6  | 66  | 3/3  | @ Florida      | 5-2   | 163-133 | 34-21-11 |
| 26  | 12/10 | NY Islanders   | 1-0*  | 61-40 | 15-5-6  | 67  | 3/5  | @ Tampa Bay    | 2-3*  | 165-136 | 34-22-11 |
| 27  | 12/12 | Philadelphia   | 3-3*  | 64-43 | 15-5-7  | 68  | 3/6  | @ Carolina     | 4-1   | 169-137 | 35-22-11 |
| 28  | 12/13 | @ Philadelphia | 2-0   | 66-43 | 16-5-7  | 69  | 3/9  | Philadelphia   | 1-3   | 170-140 | 35-23-11 |
| 29  | 12/16 | @ NY Islanders | 4-5   | 70-48 | 16-6-7  | 70  | 3/11 | Chicago        | 6-4   | 176-144 | 36-23-11 |
| 30  | 12/18 | @ Atlanta      | 3-0   | 73-48 | 17-6-7  | 71  | 3/13 | @ Philadelphia | 1-2   | 177-146 | 36-24-11 |
| 31  | 12/19 | @ Buffalo      | 5-2   | 78-50 | 18-6-7  | 72  | 3/15 | @ NY Rangers   | 3-1   | 180-147 | 37-24-11 |
| 32  | 12/21 | @ Chicago      | 2-2*  | 80-52 | 18-6-8  | 73  | 3/17 | Pittsburgh     | 6-1   | 186-148 | 38-24-11 |
| 33  | 12/26 | NY Islanders   | 3-4*  | 83-56 | 18-7-8  | 74  | 3/19 | Montreal       | 1-1*  | 187-149 | 38-24-12 |
| 34  | 12/27 | @ Pittsburgh   | 2-0   | 85-56 | 19-7-8  | 75  | 3/20 | @ Montreal     | 2-3   | 189-152 | 38-25-12 |
| 35  | 12/29 | @ NY Islanders | 1-3   | 86-59 | 19-8-8  | 76  | 3/23 | @ Florida      | 4-3*  | 193-155 | 39-25-12 |
| 36  | 1/1   | @ Washington   | 2-2*  | 88-61 | 19-8-9  | 77  | 3/25 | @ Tampa Bay    | 1-2   | 194-157 | 39-26-12 |
| 37  | 1/3   | @ Nashville    | 2-3   | 90-64 | 19-9-9  | 78  | 3/26 | @ Atlanta      | 5-0   | 199-157 | 40-26-12 |
| 38  | 1/5   | Edmonton       | 3-2*  | 93-66 | 20-9-9  | 79  | 3/28 | NY Islanders   | 3-2   | 202-159 | 41-26-12 |
| 39  | 1/7   | Pittsburgh     | 2-4   | 95-70 | 20-10-9 | 80  | 3/30 | NY Rangers     | 5-0   | 207-159 | 42-26-12 |
| 40  | 1/9   | Tampa Bay      | 1-4   | 96-74 | 20-11-9 | 81  | 4/3  | @ Boston       | 5-2   | 212-161 | 43-26-12 |
| 41  | 1/10  | @ Toronto      | 1-0   | 97-74 | 21-11-9 | 82  | 4/4  | Boston         | 1-3   | 213-164 | 43-27-12 |

\* Denotes overtime

**(46-27-9, 101 pts., 1st Place, Atlantic Division)**

**SCORING**

| Player              | GP | G  | A  | PTS | PIM | +/- | PP | GW | Player              | GP | G | A | PTS | PIM | +/- | PP | GW |   |
|---------------------|----|----|----|-----|-----|-----|----|----|---------------------|----|---|---|-----|-----|-----|----|----|---|
| Brian Gionta        | 82 | 48 | 41 | 89  | 46  | 18  | 24 | 10 | Vladimir Malakhov   | 29 | 4 | 5 | 9   | 26  | 9   | 3  | 0  |   |
| Scott Gomez         | 82 | 33 | 51 | 84  | 42  | 8   | 9  | 5  | Brad Lukowich       | 18 | 1 | 7 | 8   | 8   | 3   | 0  | 0  |   |
| Jamie Langenbrunner | 80 | 19 | 34 | 53  | 74  | 1   | 8  | 1  | Dan McGillis        | 27 | 0 | 6 | 6   | 36  | 5   | 0  | 0  |   |
| Brian Rafalski      | 82 | 6  | 43 | 49  | 36  | E   | 3  | 2  | Tommy Albelin       | 36 | 0 | 6 | 6   | 2   | 4   | 0  | 0  |   |
| Patrik Elias        | 38 | 16 | 29 | 45  | 20  | 11  | 6  | 3  | David Hale          | 38 | 0 | 4 | 4   | 21  | 5   | 0  | 0  |   |
| Sergei Brylin       | 82 | 15 | 22 | 37  | 46  | 4   | 4  | 3  | Martin Brodeur      | 73 | 0 | 3 | 3   | 4   | -   | 0  | 0  |   |
| Paul Martin         | 80 | 5  | 32 | 37  | 32  | 1   | 3  | 0  | Barry Tallackson    | 10 | 1 | 1 | 2   | 2   | 2   | 0  | 0  |   |
| John Madden         | 82 | 16 | 20 | 36  | 36  | 7   | 0  | 0  | Tommaso Pihlman     | 11 | 1 | 1 | 2   | 10  | 1   | 0  | 0  |   |
| Zach Parise         | 81 | 14 | 18 | 32  | 28  | 1   | 2  | 5  | Aleksander Suglobov | 1  | 1 | 0 | 1   | 0   | 2   | 1  | 0  |   |
| Alexander Mogilny   | 34 | 12 | 13 | 25  | 6   | 7   | 7  | 3  | Jason Wiemer        | 16 | 1 | 0 | 1   | 38  | 1   | 0  | 0  |   |
| Viktor Kozlov       | 69 | 12 | 13 | 25  | 16  | E   | 2  | 1  | Darren Langdon      | 14 | 0 | 1 | 1   | 22  | 3   | 0  | 0  |   |
| Grant Marshall      | 76 | 8  | 17 | 25  | 70  | 18  | 4  | 3  | Krzysztof Oliwa     | 3  | 0 | 0 | 0   | 0   | 2   | 0  | 0  |   |
| Jay Pandolfo        | 82 | 10 | 10 | 20  | 16  | 2   | 0  | 0  | Jason Ryznar        | 8  | 0 | 0 | 0   | 2   | 1   | 0  | 0  |   |
| Colin White         | 73 | 3  | 14 | 17  | 91  | 2   | -  | 1  | Pascal Rhearume     | 12 | 0 | 0 | 0   | 4   | 6   | -  | 0  | 0 |
| Sean Brown          | 35 | 1  | 11 | 12  | 27  | 14  | -  | 0  | Scott Clemmensen    | 13 | 0 | 0 | 0   | 0   | -   | 0  | 0  |   |
| Richard Matvichuk   | 62 | 1  | 10 | 11  | 40  | 2   | 0  | 0  | Ken Klee            | 18 | 0 | 0 | 0   | 14  | 3   | 0  | 0  |   |
| Erik Rasmussen      | 67 | 5  | 5  | 10  | 32  | 4   | -  | 1  | Cam Janssen         | 47 | 0 | 0 | 0   | 91  | 3   | -  | 0  | 0 |

**GOALTENDERS**

|                  | GP | MIN  | GA  | EN | SO | AVG  | W  | L  | OT | SA   | SAV% |
|------------------|----|------|-----|----|----|------|----|----|----|------|------|
| Martin Brodeur   | 73 | 4365 | 187 | 2  | 5  | 2.57 | 43 | 23 | 7  | 2105 | .911 |
| Scott Clemmensen | 13 | 627  | 35  | 1  | 0  | 3.35 | 3  | 4  | 2  | 295  | .881 |

**RESULTS**

| GM# | Date  | Opponent       | Score | GF-GA   | Record  | GM# | Date | Opponent       | Score | GF-GA   | Record  |
|-----|-------|----------------|-------|---------|---------|-----|------|----------------|-------|---------|---------|
| 1   | 10/5  | Pittsburgh     | 5-1   | 5-1     | 1-0-0   | 42  | 1/7  | @ Buffalo      | 3-2   | 123-133 | 19-18-5 |
| 2   | 10/7  | @ Philadelphia | 2-5   | 7-6     | 1-1-0   | 43  | 1/9  | Philadelphia   | 3-0   | 126-133 | 20-18-5 |
| 3   | 10/8  | NY Rangers     | 3-2*  | 10-8    | 2-1-0   | 44  | 1/13 | Vancouver      | 3-0   | 129-133 | 21-18-5 |
| 4   | 10/13 | @ NY Rangers   | 1-4   | 11-12   | 2-2-0   | 45  | 1/15 | @ Chicago      | 3-2^  | 132-135 | 22-18-5 |
| 5   | 10/15 | Carolina       | 1-6   | 12-18   | 2-3-0   | 46  | 1/17 | @ St. Louis    | 5-3   | 137-138 | 23-18-5 |
| 6   | 10/18 | Florida        | 4-3   | 16-21   | 3-3-0   | 47  | 1/19 | @ Nashville    | 4-3^  | 141-141 | 24-18-5 |
| 7   | 10/20 | @ Pittsburgh   | 6-3   | 22-24   | 4-3-0   | 48  | 1/21 | NY Islanders   | 3-2^  | 144-143 | 25-18-5 |
| 8   | 10/22 | @ Atlanta      | 3-4   | 25-28   | 4-4-0   | 49  | 1/22 | @ NY Rangers   | 1-3   | 145-146 | 25-19-5 |
| 9   | 10/26 | Tampa Bay      | 3-6   | 28-34   | 4-5-0   | 50  | 1/24 | @ NY Islanders | 4-0   | 149-146 | 26-19-5 |
| 10  | 10/28 | Buffalo        | 3-2   | 31-36   | 5-5-0   | 51  | 1/26 | @ Tampa Bay    | 0-1*  | 149-147 | 26-19-6 |
| 11  | 10/29 | @ Boston       | 5-4^  | 36-40   | 6-5-0   | 52  | 1/27 | @ Florida      | 0-4   | 149-151 | 26-20-6 |
| 12  | 11/1  | Pittsburgh     | 3-4*  | 39-44   | 6-5-1   | 53  | 2/1  | Ottawa         | 5-3   | 154-154 | 27-20-6 |
| 13  | 11/3  | NY Rangers     | 2-4   | 41-48   | 6-6-1   | 54  | 2/3  | Carolina       | 3-0   | 157-154 | 28-20-6 |
| 14  | 11/5  | @ NY Rangers   | 2-3^  | 43-51   | 6-6-2   | 55  | 2/4  | @ Toronto      | 2-4   | 159-158 | 28-21-6 |
| 15  | 11/8  | NY Islanders   | 1-4   | 44-55   | 6-7-2   | 56  | 2/7  | Tampa Bay      | 7-4   | 166-162 | 29-21-6 |
| 16  | 11/11 | @ Washington   | 4-3   | 48-58   | 7-7-2   | 57  | 2/9  | @ Boston       | 3-2*  | 169-164 | 30-21-6 |
| 17  | 11/12 | Washington     | 3-2   | 51-60   | 8-7-2   | 58  | 2/11 | NY Islanders   | 1-2   | 170-166 | 30-22-6 |
| 18  | 11/15 | @ Buffalo      | 1-4   | 52-64   | 8-8-2   | 59  | 3/1  | Philadelphia   | 2-1^  | 172-167 | 31-22-6 |
| 19  | 11/18 | Montreal       | 5-3   | 57-67   | 9-8-2   | 60  | 3/2  | @ NY Islanders | 2-3^  | 174-170 | 31-22-7 |
| 20  | 11/19 | @ Ottawa       | 4-5   | 61-72   | 9-9-2   | 61  | 3/4  | NY Rangers     | 2-1   | 176-171 | 32-22-7 |
| 21  | 11/23 | @ Florida      | 5-1   | 66-73   | 10-9-2  | 62  | 3/7  | @ NY Islanders | 1-2^  | 177-173 | 32-22-8 |
| 22  | 11/25 | @ Tampa Bay    | 8-2   | 74-75   | 11-9-2  | 63  | 3/10 | @ Washington   | 4-3^  | 181-176 | 33-22-8 |
| 23  | 11/29 | Boston         | 3-2   | 77-77   | 12-9-2  | 64  | 3/11 | @ Pittsburgh   | 3-6   | 184-182 | 33-23-8 |
| 24  | 11/30 | @ Philadelphia | 1-2   | 78-79   | 12-10-2 | 65  | 3/14 | NY Islanders   | 1-6   | 185-188 | 33-24-8 |
| 25  | 12/3  | Minnesota      | 3-2^  | 81-81   | 13-10-2 | 66  | 3/16 | Pittsburgh     | 2-1   | 187-189 | 34-24-8 |
| 26  | 12/6  | @ Detroit      | 2-5   | 83-86   | 13-11-2 | 67  | 3/19 | Ottawa         | 0-4   | 187-193 | 34-25-8 |
| 27  | 12/7  | Calgary        | 1-4   | 84-90   | 13-12-2 | 68  | 3/21 | @ Philadelphia | 1-2   | 188-195 | 34-26-8 |
| 28  | 12/9  | Colorado       | 3-4^  | 87-94   | 13-12-3 | 69  | 3/23 | @ Atlanta      | 5-6*  | 193-201 | 34-26-9 |
| 29  | 12/11 | @ Columbus     | 2-3*  | 89-97   | 13-12-4 | 70  | 3/24 | Boston         | 4-2   | 197-203 | 35-26-9 |
| 30  | 12/13 | Edmonton       | 2-1^  | 91-98   | 14-12-4 | 71  | 3/26 | Toronto        | 3-4   | 200-207 | 35-27-9 |
| 31  | 12/15 | Atlanta        | 2-3*  | 93-101  | 14-12-5 | 72  | 3/28 | @ Ottawa       | 3-2^  | 203-209 | 36-27-9 |
| 32  | 12/17 | @ Carolina     | 1-4   | 94-105  | 14-13-5 | 73  | 3/30 | Buffalo        | 3-1   | 206-210 | 37-27-9 |
| 33  | 12/20 | @ NY Rangers   | 3-1   | 97-106  | 15-13-5 | 74  | 4/1  | @ Philadelphia | 4-1   | 210-211 | 38-27-9 |
| 34  | 12/21 | @ NY Islanders | 2-4   | 99-110  | 15-14-5 | 75  | 4/2  | @ Pittsburgh   | 3-2*  | 213-213 | 39-27-9 |
| 35  | 12/23 | Atlanta        | 0-1   | 99-111  | 15-15-5 | 76  | 4/5  | Pittsburgh     | 6-4   | 219-217 | 40-27-9 |
| 36  | 12/26 | @ Toronto      | 1-2   | 100-113 | 15-16-5 | 77  | 4/8  | @ Montreal     | 3-2   | 222-219 | 41-27-9 |
| 37  | 12/28 | Washington     | 7-2   | 107-115 | 16-16-5 | 78  | 4/9  | NY Rangers     | 3-2   | 225-221 | 42-27-9 |
| 38  | 12/29 | @ Pittsburgh   | 2-6   | 109-121 | 16-17-5 | 79  | 4/11 | @ Carolina     | 4-3*  | 229-224 | 43-27-9 |
| 39  | 12/31 | Toronto        | 3-6   | 112-127 | 16-18-5 | 80  | 4/13 | Philadelphia   | 4-1   | 233-225 | 44-27-9 |
| 40  | 1/3   | Florida        | 3-0   | 115-127 | 17-18-5 | 81  | 4/16 | Philadelphia   | 5-1   | 238-226 | 45-27-9 |
| 41  | 1/5   | Montreal       | 5-4   | 120-131 | 18-18-5 | 82  | 4/18 | @ Montreal     | 4-3   | 242-229 | 46-27-9 |

\* Denotes overtime  
^ Denotes shootout

(49-24-9, 107 pts., 1st Place, Atlantic Division)

**SCORING**

| Player              | GP | G  | A  | PTS | PIM | +/- | PP | GW | Player            | GP | G | A | PTS | PIM | +/- | PP | GW |
|---------------------|----|----|----|-----|-----|-----|----|----|-------------------|----|---|---|-----|-----|-----|----|----|
| Patrik Elias        | 75 | 21 | 48 | 69  | 38  | 1   | 8  | 5  | Colin White       | 69 | 0 | 8 | 8   | 69  | 8-  | 0  | 0  |
| Zach Parise         | 82 | 31 | 31 | 62  | 30  | 3-  | 9  | 7  | Andy Greene       | 23 | 1 | 5 | 6   | 6   | 1-  | 1  | 0  |
| Jamie Langenbrunner | 82 | 23 | 37 | 60  | 64  | 9-  | 12 | 7  | David Clarkson    | 7  | 3 | 1 | 4   | 6   | 1-  | 2  | 1  |
| Scott Gomez         | 72 | 13 | 47 | 60  | 42  | 7   | 4  | 1  | Cam Janssen       | 48 | 1 | 0 | 1   | 114 | 2-  | 0  | 0  |
| Brian Rafalski      | 82 | 8  | 47 | 55  | 34  | 4   | 3  | 4  | Jim Fahey         | 13 | 0 | 1 | 1   | 2   | E   | 0  | 0  |
| Brian Gionta        | 62 | 25 | 20 | 45  | 36  | 3-  | 11 | 4  | Alex Brooks       | 19 | 0 | 1 | 1   | 4   | 1-  | 0  | 0  |
| Travis Zajac        | 80 | 17 | 25 | 42  | 16  | 1   | 6  | 2  | David Hale        | 43 | 0 | 1 | 1   | 26  | 2   | 0  | 0  |
| Sergei Brylin       | 82 | 16 | 24 | 40  | 35  | 5-  | 8  | 2  | Martin Brodeur    | 78 | 0 | 1 | 1   | 12  | -   | 0  | 0  |
| John Madden         | 74 | 12 | 20 | 32  | 14  | 7-  | 0  | 1  | Richard Matvichuk | 1  | 0 | 0 | 0   | 0   | 1-  | 0  | 0  |
| Jay Pandolfo        | 82 | 13 | 14 | 27  | 8   | 5-  | 0  | 1  | Tuomas Pihlman    | 2  | 0 | 0 | 0   | 0   | E   | 0  | 0  |
| Paul Martin         | 82 | 3  | 23 | 26  | 18  | 9-  | 1  | 0  | Barry Tallackson  | 3  | 0 | 0 | 0   | 0   | 1-  | 0  | 0  |
| Brad Lukowich       | 75 | 4  | 8  | 12  | 36  | 1   | 0  | 2  | Scott Clemmensen  | 6  | 0 | 0 | 0   | 0   | -   | 0  | 0  |
| Johnny Oduya        | 76 | 2  | 9  | 11  | 61  | 5-  | 0  | 0  | Dan LaCouture     | 6  | 0 | 0 | 0   | 7   | E   | 0  | 0  |
| Erik Rasmussen      | 71 | 3  | 7  | 10  | 25  | 3-  | 0  | 0  | Mark Fraser       | 7  | 0 | 0 | 0   | 7   | 1-  | 0  | 0  |
| Mike Rupp           | 76 | 6  | 3  | 9   | 92  | 10- | 0  | 1  | Rod Pelley        | 9  | 0 | 0 | 0   | 0   | 3-  | 0  | 0  |
| Jim Dowd            | 66 | 4  | 4  | 8   | 20  | 5-  | 0  | 1  |                   |    |   |   |     |     |     |    |    |

**GOALTENDERS**

|                  | GP | MIN  | GA  | EN | SO | AVG  | W  | L  | OT | SA   | SAV% |
|------------------|----|------|-----|----|----|------|----|----|----|------|------|
| Martin Brodeur   | 78 | 4697 | 171 | 5  | 12 | 2.18 | 48 | 23 | 7  | 2182 | .922 |
| Scott Clemmensen | 6  | 305  | 16  | 1  | 0  | 3.15 | 1  | 1  | 2  | 144  | .889 |

**RESULTS**

| GM# | Date  | Opponent       | Score            | GF-GA   | Record  | GM# | Date | Opponent       | Score            | GF-GA   | Record  |
|-----|-------|----------------|------------------|---------|---------|-----|------|----------------|------------------|---------|---------|
| 1   | 10/6  | @ Carolina     | 4-0              | 4-0     | 1-0-0   | 42  | 1/7  | @ Montreal     | 3-0              | 113-100 | 25-13-4 |
| 2   | 10/7  | @ Dallas       | 1-3              | 5-3     | 1-1-0   | 43  | 1/10 | St. Louis      | 2-3              | 115-103 | 25-14-4 |
| 3   | 10/12 | Toronto        | 7-6 <sup>A</sup> | 12-9    | 2-1-0   | 44  | 1/12 | Atlanta        | 2-1              | 117-104 | 26-14-4 |
| 4   | 10/14 | Philadelphia   | 3-2              | 15-11   | 3-1-0   | 45  | 1/13 | @ NY Islanders | 2-1*             | 119-105 | 27-14-4 |
| 5   | 10/16 | @ NY Rangers   | 2-4              | 17-15   | 3-2-0   | 46  | 1/16 | NY Rangers     | 1-0              | 120-105 | 28-14-4 |
| 6   | 10/18 | @ Pittsburgh   | 2-1              | 19-16   | 4-2-0   | 47  | 1/18 | Tampa Bay      | 2-3 <sup>A</sup> | 122-108 | 28-14-5 |
| 7   | 10/19 | Nashville      | 3-4 <sup>A</sup> | 22-20   | 4-2-1   | 48  | 1/20 | Philadelphia   | 4-3 <sup>A</sup> | 126-111 | 29-14-5 |
| 8   | 10/21 | @ Ottawa       | 1-8              | 23-28   | 4-3-1   | 49  | 1/26 | @ Tampa Bay    | 2-0              | 128-111 | 30-14-5 |
| 9   | 10/24 | @ Pittsburgh   | 2-4              | 25-32   | 4-4-1   | 50  | 1/27 | @ Florida      | 2-4              | 130-115 | 30-15-5 |
| 10  | 10/26 | Florida        | 2-0              | 27-32   | 5-4-1   | 51  | 1/30 | @ Atlanta      | 4-5 <sup>A</sup> | 134-120 | 30-15-6 |
| 11  | 10/28 | Columbus       | 1-0              | 28-32   | 6-4-1   | 52  | 2/1  | @ Philadelphia | 6-5*             | 140-125 | 31-15-6 |
| 12  | 11/2  | NY Islanders   | 2-5              | 30-37   | 6-5-1   | 53  | 2/3  | Buffalo        | 3-2              | 143-127 | 32-15-6 |
| 13  | 11/4  | @ Montreal     | 2-1              | 32-38   | 7-5-1   | 54  | 2/6  | NY Rangers     | 3-2 <sup>A</sup> | 146-129 | 33-15-6 |
| 14  | 11/7  | Carolina       | 3-2 <sup>A</sup> | 35-40   | 8-5-1   | 55  | 2/8  | NY Islanders   | 2-0              | 148-129 | 34-15-6 |
| 15  | 11/9  | Chicago        | 2-1 <sup>A</sup> | 37-41   | 9-5-1   | 56  | 2/11 | Tampa Bay      | 1-4              | 149-133 | 34-16-6 |
| 16  | 11/11 | Florida        | 4-2              | 41-43   | 10-5-1  | 57  | 2/14 | Montreal       | 5-2              | 154-135 | 35-16-6 |
| 17  | 11/14 | @ NY Rangers   | 2-3              | 43-46   | 10-6-1  | 58  | 2/16 | Pittsburgh     | 4-5              | 158-140 | 35-17-6 |
| 18  | 11/17 | Ottawa         | 3-2              | 46-48   | 11-6-1  | 59  | 2/17 | @ NY Islanders | 2-0              | 160-140 | 36-17-6 |
| 19  | 11/18 | @ Toronto      | 2-1              | 48-49   | 12-6-1  | 60  | 2/20 | NY Rangers     | 2-1              | 162-141 | 37-17-6 |
| 20  | 11/22 | @ Phoenix      | 1-3              | 49-52   | 12-7-1  | 61  | 2/22 | @ NY Rangers   | 3-2 <sup>A</sup> | 165-143 | 38-17-6 |
| 21  | 11/24 | @ Anaheim      | 2-4              | 51-56   | 12-8-1  | 62  | 2/24 | Washington     | 2-4              | 167-147 | 38-18-6 |
| 22  | 11/25 | @ San Jose     | 0-2              | 51-58   | 12-9-1  | 63  | 2/25 | @ Washington   | 3-2              | 170-149 | 39-18-6 |
| 23  | 11/27 | @ Los Angeles  | 2-3 <sup>A</sup> | 53-61   | 12-9-2  | 64  | 2/27 | @ Pittsburgh   | 1-0              | 171-149 | 40-18-6 |
| 24  | 12/1  | Pittsburgh     | 5-2              | 58-63   | 13-9-2  | 65  | 3/2  | Toronto        | 3-4 <sup>A</sup> | 174-153 | 40-18-7 |
| 25  | 12/2  | @ Philadelphia | 4-3 <sup>A</sup> | 62-66   | 14-9-2  | 66  | 3/4  | Boston         | 1-4              | 175-157 | 40-19-7 |
| 26  | 12/6  | Montreal       | 2-1*             | 64-67   | 15-9-2  | 67  | 3/6  | @ Philadelphia | 4-5*             | 179-162 | 40-19-8 |
| 27  | 12/8  | Philadelphia   | 2-0              | 66-67   | 16-9-2  | 68  | 3/8  | @ Pittsburgh   | 4-3 <sup>A</sup> | 183-165 | 41-19-8 |
| 28  | 12/9  | @ Boston       | 5-1              | 71-68   | 17-9-2  | 69  | 3/10 | @ Buffalo      | 3-2              | 186-167 | 42-19-8 |
| 29  | 12/12 | Buffalo        | 2-3              | 73-71   | 17-10-2 | 70  | 3/14 | Pittsburgh     | 0-3              | 186-170 | 42-20-8 |
| 30  | 12/14 | @ Boston       | 3-5              | 76-76   | 17-11-2 | 71  | 3/15 | @ Carolina     | 3-2              | 189-172 | 43-20-8 |
| 31  | 12/16 | Detroit        | 1-2              | 77-78   | 17-12-2 | 72  | 3/17 | Carolina       | 2-7              | 191-179 | 43-21-8 |
| 32  | 12/17 | @ NY Rangers   | 6-1              | 83-79   | 18-12-2 | 73  | 3/20 | @ Toronto      | 1-2              | 192-181 | 43-22-8 |
| 33  | 12/19 | Atlanta        | 3-4 <sup>A</sup> | 86-83   | 18-12-3 | 74  | 3/22 | @ Tampa Bay    | 1-3              | 193-184 | 43-23-8 |
| 34  | 12/22 | @ Washington   | 4-1              | 90-84   | 19-12-3 | 75  | 3/24 | @ Florida      | 4-3 <sup>A</sup> | 197-187 | 44-23-8 |
| 35  | 12/23 | @ Atlanta      | 2-5              | 92-89   | 19-13-3 | 76  | 3/27 | @ NY Islanders | 3-2              | 200-189 | 45-23-8 |
| 36  | 12/26 | Pittsburgh     | 3-0              | 95-89   | 20-13-3 | 77  | 3/28 | @ Buffalo      | 3-4              | 203-193 | 45-24-8 |
| 37  | 12/29 | Washington     | 4-3              | 99-92   | 21-13-3 | 78  | 3/30 | Philadelphia   | 3-1              | 206-194 | 46-24-8 |
| 38  | 12/30 | @ NY Islanders | 2-0              | 101-92  | 22-13-3 | 79  | 4/1  | Boston         | 3-1              | 209-195 | 47-24-8 |
| 39  | 1/2   | NY Rangers     | 2-3 <sup>A</sup> | 103-95  | 22-13-4 | 80  | 4/3  | Ottawa         | 2-1 <sup>A</sup> | 211-196 | 48-24-8 |
| 40  | 1/4   | NY Islanders   | 4-3              | 107-98  | 23-13-4 | 81  | 4/5  | @ Philadelphia | 3-2              | 214-198 | 49-24-8 |
| 41  | 1/6   | @ Ottawa       | 3-2              | 110-100 | 24-13-4 | 82  | 4/8  | NY Islanders   | 2-3 <sup>A</sup> | 216-201 | 49-24-9 |

\* Denotes overtime  
<sup>A</sup> Denotes shootout

(46-29-7, 99 pts., 2nd Place, Atlantic Division)

**SCORING**

| Player              | GP | G  | A  | PTS | PIM | +/- | PP | GW | Player            | GP | G | A | PTS | PIM | +/- | PP | GW |
|---------------------|----|----|----|-----|-----|-----|----|----|-------------------|----|---|---|-----|-----|-----|----|----|
| Zach Parise         | 81 | 32 | 33 | 65  | 25  | 13  | 10 | 8  | Arron Asham       | 77 | 6 | 4 | 10  | 84  | 6   | 0  | 2  |
| Patrik Elias        | 74 | 20 | 35 | 55  | 38  | 10  | 7  | 8  | Colin White       | 57 | 2 | 8 | 10  | 26  | 5   | 0  | 1  |
| Brian Gionta        | 82 | 22 | 31 | 53  | 46  | 1   | 8  | 4  | Andy Greene       | 59 | 2 | 8 | 10  | 22  | 5   | 0  | 0  |
| John Madden         | 80 | 20 | 23 | 43  | 26  | 1   | 3  | 3  | Mike Rupp         | 64 | 3 | 6 | 9   | 58  | 8   | 1  | 0  |
| Jamie Langenbrunner | 64 | 13 | 28 | 41  | 30  | 1   | 5  | 2  | Sheldon Brookbank | 44 | 0 | 8 | 8   | 63  | E   | 0  | 0  |
| Dainius Zubrus      | 82 | 13 | 25 | 38  | 38  | 2   | 4  | 2  | Vitaly Vishnevski | 69 | 2 | 5 | 7   | 50  | 12  | 0  | 0  |
| Travis Zajac        | 82 | 14 | 20 | 34  | 31  | 11  | 5  | 1  | Rod Pelley        | 58 | 2 | 4 | 6   | 19  | 3   | 0  | 1  |
| Paul Martin         | 73 | 5  | 27 | 32  | 22  | 20  | 2  | 2  | Martin Brodeur    | 77 | 0 | 4 | 4   | 6   | -   | 0  | 0  |
| Johnny Oduya        | 75 | 6  | 20 | 26  | 46  | 27  | 2  | 0  | Noah Clarke       | 1  | 1 | 0 | 1   | 0   | E   | 0  | 0  |
| Jay Pandolfo        | 54 | 12 | 12 | 24  | 22  | 10  | 0  | 1  | Niclas Bergfors   | 1  | 0 | 0 | 0   | 0   | 1   | 0  | 0  |
| David Clarkson      | 81 | 9  | 13 | 22  | 183 | 1   | 0  | 1  | Olli Malmivaara   | 1  | 0 | 0 | 0   | 0   | 0   | 2  | 0  |
| Mike Mottau         | 76 | 4  | 13 | 17  | 48  | 11  | 1  | 1  | Barry Tallackson  | 3  | 0 | 0 | 0   | 0   | E   | 0  | 0  |
| Sergei Brylin       | 82 | 6  | 10 | 16  | 20  | 5   | 0  | 1  | Bryce Salvador    | 8  | 0 | 0 | 0   | 11  | E   | 0  | 0  |
| Karel Rachunek      | 47 | 4  | 9  | 13  | 40  | 3   | 0  | 0  | Kevin Weekes      | 9  | 0 | 0 | 0   | 2   | -   | 0  | 0  |

**GOALTENDERS**

|                | GP | MIN  | GA  | EN | SO | AVG  | W  | L  | OT | SA   | SAV% |
|----------------|----|------|-----|----|----|------|----|----|----|------|------|
| Martin Brodeur | 77 | 4635 | 168 | 8  | 4  | 2.17 | 44 | 27 | 6  | 2089 | .920 |
| Kevin Weekes   | 9  | 343  | 17  | 0  | 0  | 2.97 | 2  | 2  | 1  | 160  | .894 |

**RESULTS**

| GM# | Date  | Opponent       | Score            | GF-GA  | Record  | GM# | Date | Opponent       | Score            | GF-GA   | Record  |
|-----|-------|----------------|------------------|--------|---------|-----|------|----------------|------------------|---------|---------|
| 1   | 10/4  | @ Tampa Bay    | 1-3              | 1-3    | 0-1-0   | 42  | 1/8  | Buffalo        | 2-1 <sup>^</sup> | 103-98  | 24-15-3 |
| 2   | 10/6  | @ Florida      | 4-1              | 5-4    | 1-1-0   | 43  | 1/10 | @ Carolina     | 4-1              | 107-99  | 25-15-3 |
| 3   | 10/8  | @ Ottawa       | 2-4              | 7-8    | 1-2-0   | 44  | 1/12 | @ Buffalo      | 3-2 <sup>^</sup> | 110-101 | 26-15-3 |
| 4   | 10/11 | @ Florida      | 0-3              | 7-11   | 1-3-0   | 45  | 1/16 | NY Islanders   | 1-3              | 111-104 | 26-16-3 |
| 5   | 10/13 | @ Atlanta      | 6-5              | 13-16  | 2-3-0   | 46  | 1/18 | Florida        | 1-2              | 112-106 | 26-17-3 |
| 6   | 10/17 | @ Pittsburgh   | 5-4              | 18-20  | 3-3-0   | 47  | 1/20 | Toronto        | 3-2              | 115-108 | 27-17-3 |
| 7   | 10/18 | @ Philadelphia | 0-4              | 18-24  | 3-4-0   | 48  | 1/22 | @ Philadelphia | 7-3              | 122-111 | 28-17-3 |
| 8   | 10/20 | @ NY Islanders | 3-4 <sup>*</sup> | 21-28  | 3-4-1   | 49  | 1/24 | Montreal       | 3-4              | 125-115 | 28-18-3 |
| 9   | 10/25 | @ NY Rangers   | 0-2              | 21-30  | 3-5-1   | 50  | 1/29 | Pittsburgh     | 2-4              | 127-119 | 28-19-3 |
| 10  | 10/27 | Ottawa         | 1-4              | 22-34  | 3-6-1   | 51  | 2/1  | NY Rangers     | 1-3              | 128-122 | 28-20-3 |
| 11  | 10/31 | Tampa Bay      | 6-1              | 28-35  | 4-6-1   | 52  | 2/2  | Los Angeles    | 6-3              | 134-125 | 29-20-3 |
| 12  | 11/2  | Toronto        | 3-2              | 31-37  | 5-6-1   | 53  | 2/4  | Pittsburgh     | 4-3 <sup>*</sup> | 138-128 | 30-20-3 |
| 13  | 11/3  | @ NY Rangers   | 1-2 <sup>^</sup> | 32-39  | 5-6-2   | 54  | 2/6  | @ Buffalo      | 2-3 <sup>^</sup> | 140-131 | 30-20-4 |
| 14  | 11/5  | Pittsburgh     | 0-5              | 32-44  | 5-7-2   | 55  | 2/8  | Anaheim        | 1-2              | 141-133 | 30-21-4 |
| 15  | 11/8  | Philadelphia   | 4-1              | 36-45  | 6-7-2   | 56  | 2/9  | Carolina       | 6-1              | 147-134 | 31-21-4 |
| 16  | 11/10 | @ NY Islanders | 1-2              | 37-47  | 6-8-2   | 57  | 2/13 | Ottawa         | 3-2 <sup>*</sup> | 150-136 | 32-21-4 |
| 17  | 11/12 | @ Pittsburgh   | 3-2              | 40-49  | 7-8-2   | 58  | 2/15 | Atlanta        | 3-4 <sup>^</sup> | 153-140 | 32-21-5 |
| 18  | 11/14 | NY Rangers     | 2-4              | 42-53  | 7-9-2   | 59  | 2/16 | @ Ottawa       | 3-2              | 156-142 | 33-21-5 |
| 19  | 11/16 | NY Islanders   | 0-1              | 42-54  | 7-10-2  | 60  | 2/18 | Carolina       | 5-1              | 161-143 | 34-21-5 |
| 20  | 11/17 | @ Philadelphia | 6-2              | 48-56  | 8-10-2  | 61  | 2/20 | San Jose       | 3-2              | 164-145 | 35-21-5 |
| 21  | 11/21 | @ Pittsburgh   | 2-1              | 50-57  | 9-10-2  | 62  | 2/23 | NY Islanders   | 4-2              | 168-147 | 36-21-5 |
| 22  | 11/23 | @ Atlanta      | 3-0              | 53-57  | 10-10-2 | 63  | 2/24 | @ Washington   | 2-1 <sup>*</sup> | 170-148 | 37-21-5 |
| 23  | 11/24 | @ Tampa Bay    | 3-2              | 56-59  | 11-10-2 | 64  | 2/26 | @ Carolina     | 1-2 <sup>*</sup> | 171-150 | 37-21-6 |
| 24  | 11/28 | Dallas         | 4-2              | 60-61  | 12-10-2 | 65  | 2/29 | Washington     | 0-4              | 171-154 | 37-22-6 |
| 25  | 11/30 | Montreal       | 4-0              | 64-61  | 13-10-2 | 66  | 3/1  | @ Montreal     | 1-2              | 172-156 | 37-23-6 |
| 26  | 12/2  | Atlanta        | 3-2 <sup>^</sup> | 67-63  | 14-10-2 | 67  | 3/4  | @ Toronto      | 4-1              | 176-157 | 38-23-6 |
| 27  | 12/5  | Boston         | 4-3 <sup>*</sup> | 71-66  | 15-10-2 | 68  | 3/7  | Tampa Bay      | 2-1 <sup>*</sup> | 178-158 | 39-23-6 |
| 28  | 12/7  | Washington     | 3-2              | 74-68  | 16-10-2 | 69  | 3/8  | @ Toronto      | 2-1              | 180-159 | 40-23-6 |
| 29  | 12/9  | @ NY Rangers   | 0-1 <sup>*</sup> | 74-69  | 16-10-3 | 70  | 3/11 | @ Montreal     | 0-4              | 180-163 | 40-24-6 |
| 30  | 12/10 | @ Washington   | 2-3              | 76-72  | 16-11-3 | 71  | 3/13 | @ Minnesota    | 4-3 <sup>^</sup> | 184-166 | 41-24-6 |
| 31  | 12/13 | @ Boston       | 3-1              | 79-73  | 17-11-3 | 72  | 3/15 | @ Colorado     | 4-2              | 188-168 | 42-24-6 |
| 32  | 12/15 | Phoenix        | 1-4              | 80-77  | 17-12-3 | 73  | 3/19 | NY Rangers     | 1-2 <sup>^</sup> | 189-170 | 42-24-7 |
| 33  | 12/16 | Philadelphia   | 4-2              | 84-79  | 18-12-3 | 74  | 3/21 | NY Islanders   | 1-3              | 190-173 | 42-25-7 |
| 34  | 12/18 | @ Vancouver    | 0-5              | 84-84  | 18-13-3 | 75  | 3/22 | @ Pittsburgh   | 1-7              | 191-180 | 42-26-7 |
| 35  | 12/21 | @ Edmonton     | 3-1              | 87-85  | 19-13-3 | 76  | 3/25 | Pittsburgh     | 0-2              | 191-182 | 42-27-7 |
| 36  | 12/23 | @ Calgary      | 1-0 <sup>*</sup> | 88-85  | 20-13-3 | 77  | 3/27 | @ NY Rangers   | 2-3              | 193-185 | 42-28-7 |
| 37  | 12/28 | Buffalo        | 2-1 <sup>^</sup> | 90-86  | 21-13-3 | 78  | 3/28 | Philadelphia   | 5-4 <sup>^</sup> | 198-189 | 43-28-7 |
| 38  | 12/29 | @ NY Islanders | 2-5              | 92-91  | 21-14-3 | 79  | 4/1  | @ NY Islanders | 2-1 <sup>*</sup> | 200-190 | 44-28-7 |
| 39  | 1/2   | Florida        | 3-2              | 95-93  | 22-14-3 | 80  | 4/2  | Boston         | 3-2 <sup>^</sup> | 203-192 | 45-28-7 |
| 40  | 1/4   | Philadelphia   | 3-0              | 98-93  | 23-14-3 | 81  | 4/4  | @ Philadelphia | 0-3              | 203-195 | 45-29-7 |
| 41  | 1/5   | @ Boston       | 3-4              | 101-97 | 23-15-3 | 82  | 4/6  | NY Rangers     | 3-2 <sup>^</sup> | 206-197 | 46-29-7 |

\* Denotes overtime  
^ Denotes shootout

(51-27-4, 106 Pts., 1st Place, Atlantic Division)

**SCORING**

| Player              | GP | G  | A  | PTS | PIM | +/- | PP | GW | Player                  | GP | G | A | PTS | PIM | +/- | PP | GW |
|---------------------|----|----|----|-----|-----|-----|----|----|-------------------------|----|---|---|-----|-----|-----|----|----|
| Zach Parise         | 82 | 45 | 49 | 94  | 24  | 30  | 14 | 8  | Bobby Holik             | 62 | 4 | 5 | 9   | 66  | 2-  | 0  | 1  |
| Patrik Elias        | 77 | 31 | 47 | 78  | 32  | 18  | 12 | 6  | Mike Rupp               | 73 | 3 | 6 | 9   | 136 | 2-  | 0  | 0  |
| Jamie Langenbrunner | 81 | 29 | 40 | 69  | 56  | 25  | 6  | 7  | Andy Greene             | 49 | 2 | 7 | 9   | 22  | 3   | 0  | 0  |
| Travis Zajac        | 82 | 20 | 42 | 62  | 29  | 33  | 5  | 2  | Niclas Havelid          | 15 | 0 | 4 | 4   | 6   | 2-  | 0  | 0  |
| Brian Gionta        | 81 | 20 | 40 | 60  | 32  | 12  | 3  | 1  | Anssi Salmela           | 17 | 0 | 3 | 3   | 6   | 1   | 0  | 0  |
| Dainius Zubrus      | 82 | 15 | 25 | 40  | 69  | 6   | 1  | 3  | Niclas Bergfors         | 8  | 1 | 0 | 1   | 0   | 1-  | 0  | 0  |
| Paul Martin         | 73 | 5  | 28 | 33  | 36  | 21  | 2  | 1  | Petr Vrana              | 16 | 1 | 0 | 1   | 2   | 4-  | 0  | 0  |
| David Clarkson      | 82 | 17 | 15 | 32  | 164 | 1-  | 4  | 3  | Matt Halischuk          | 1  | 0 | 1 | 1   | 0   | 1-  | 0  | 0  |
| Brian Rolston       | 64 | 15 | 17 | 32  | 30  | 2   | 8  | 3  | P.L. Letourneau-Leblond | 8  | 0 | 1 | 1   | 22  | 3   | 0  | 0  |
| Johnny Oduya        | 82 | 7  | 22 | 29  | 30  | 21  | 1  | 4  | Jay Leach               | 24 | 0 | 1 | 1   | 21  | 0   | 0  | 0  |
| John Madden         | 76 | 7  | 16 | 23  | 26  | 7-  | 0  | 2  | Patrick Davis           | 1  | 0 | 0 | 0   | 0   | 0   | 0  | 0  |
| Colin White         | 71 | 1  | 17 | 18  | 46  | 18  | 0  | 0  | Barry Tallackson        | 4  | 0 | 0 | 0   | 0   | 1-  | 0  | 0  |
| Bryce Salvador      | 76 | 3  | 13 | 16  | 78  | 1-  | 0  | 2  | Sheldon Brookbank       | 15 | 0 | 0 | 0   | 25  | 1   | 0  | 0  |
| Mike Mottau         | 80 | 1  | 14 | 15  | 35  | 24  | 0  | 0  | Kevin Weekes            | 16 | 0 | 0 | 0   | 0   | -   | 0  | 0  |
| Brendan Shanahan    | 34 | 6  | 8  | 14  | 29  | 2-  | 2  | 1  | Martin Brodeur          | 31 | 0 | 0 | 0   | 4   | -   | 0  | 0  |
| Jay Pandolfo        | 61 | 5  | 5  | 10  | 10  | 12- | 0  | 1  | Scott Clemmensen        | 40 | 0 | 0 | 0   | 2   | -   | 0  | 0  |

**GOALTENDERS**

|                  | GP | MIN  | GA | EN | SO | AVG  | W  | L  | OT | SA   | SAV% |
|------------------|----|------|----|----|----|------|----|----|----|------|------|
| Scott Clemmensen | 40 | 2356 | 94 | 5  | 2  | 2.39 | 25 | 13 | 1  | 1138 | .917 |
| Martin Brodeur   | 31 | 1814 | 73 | 2  | 5  | 2.41 | 19 | 19 | 3  | 870  | .916 |
| Kevin Weekes     | 16 | 795  | 32 | 1  | 0  | 2.42 | 7  | 5  | 0  | 399  | .920 |

**RESULTS**

| GM# | Date  | Opponent       | Score | GF-GA   | Record  | GM# | Date | Opponent       | Score | GF-GA   | Record  |
|-----|-------|----------------|-------|---------|---------|-----|------|----------------|-------|---------|---------|
| 1   | 10/10 | NY Islanders   | 2-1   | 2-1     | 1-0-0   | 42  | 1/11 | @ Anaheim      | 3-4   | 127-110 | 24-15-3 |
| 2   | 10/11 | @ Pittsburgh   | 2-1*  | 4-2     | 2-0-0   | 43  | 1/13 | @ Vancouver    | 5-3   | 132-113 | 25-15-3 |
| 3   | 10/13 | @ NY Rangers   | 1-4   | 5-6     | 2-1-0   | 44  | 1/16 | @ Columbus     | 2-1   | 134-114 | 26-15-3 |
| 4   | 10/16 | @ Atlanta      | 1-0   | 6-6     | 3-1-0   | 45  | 1/17 | @ NY Islanders | 3-1   | 137-115 | 27-15-3 |
| 5   | 10/18 | @ Washington   | 4-3^  | 10-9    | 4-1-0   | 46  | 1/19 | @ Nashville    | 3-1   | 140-116 | 28-15-3 |
| 6   | 10/22 | Dallas         | 5-0   | 15-9    | 5-1-0   | 47  | 1/21 | Montreal       | 5-2   | 145-118 | 29-15-3 |
| 7   | 10/24 | Philadelphia   | 3-6   | 18-15   | 5-2-0   | 48  | 1/27 | @ Ottawa       | 4-1   | 149-119 | 30-15-3 |
| 8   | 10/25 | @ Philadelphia | 2-3*  | 20-18   | 5-2-1   | 49  | 1/29 | @ Boston       | 4-3*  | 153-122 | 31-15-3 |
| 9   | 10/29 | Toronto        | 5-6^  | 25-24   | 5-2-2   | 50  | 1/30 | Pittsburgh     | 4-3*  | 157-125 | 32-15-3 |
| 10  | 11/1  | Atlanta        | 6-1   | 31-25   | 6-2-2   | 51  | 2/3  | Washington     | 2-5   | 159-130 | 32-16-3 |
| 11  | 11/3  | Buffalo        | 0-2   | 31-27   | 6-3-2   | 52  | 2/6  | @ Atlanta      | 5-1   | 164-131 | 33-16-3 |
| 12  | 11/5  | Tampa Bay      | 4-3^  | 35-30   | 7-3-2   | 53  | 2/7  | Los Angeles    | 1-3   | 165-134 | 33-17-3 |
| 13  | 11/8  | @ Detroit      | 1-3   | 36-33   | 7-4-2   | 54  | 2/9  | NY Rangers     | 3-0   | 168-134 | 34-17-3 |
| 14  | 11/9  | Edmonton       | 1-2   | 37-35   | 7-5-2   | 55  | 2/11 | NY Islanders   | 4-2   | 172-136 | 35-17-3 |
| 15  | 11/12 | NY Rangers     | 2-5   | 39-40   | 7-6-2   | 56  | 2/13 | Boston         | 1-0   | 173-136 | 36-17-3 |
| 16  | 11/14 | @ Washington   | 1-3   | 40-43   | 7-7-2   | 57  | 2/15 | San Jose       | 6-5   | 179-141 | 37-17-3 |
| 17  | 11/15 | Washington     | 6-5^  | 46-48   | 8-7-2   | 58  | 2/17 | @ Florida      | 0-4   | 179-145 | 37-18-3 |
| 18  | 11/20 | Florida        | 3-1   | 49-49   | 9-7-2   | 59  | 2/19 | @ Tampa Bay    | 3-2^  | 182-147 | 38-18-3 |
| 19  | 11/21 | NY Islanders   | 5-2   | 54-51   | 10-7-2  | 60  | 2/21 | @ NY Islanders | 0-4   | 182-151 | 38-19-3 |
| 20  | 11/23 | @ Tampa Bay    | 7-3   | 61-54   | 11-7-2  | 61  | 2/26 | Colorado       | 4-0   | 186-151 | 39-19-3 |
| 21  | 11/26 | @ Florida      | 3-2*  | 64-56   | 12-7-2  | 62  | 2/28 | Florida        | 7-2   | 193-153 | 40-19-3 |
| 22  | 11/29 | @ Pittsburgh   | 1-4   | 65-60   | 12-8-2  | 63  | 3/1  | Philadelphia   | 3-0   | 196-153 | 41-19-3 |
| 23  | 12/4  | @ Philadelphia | 3-2*  | 68-62   | 13-8-2  | 64  | 3/3  | @ Toronto      | 3-2*  | 199-155 | 42-19-3 |
| 24  | 12/6  | @ Montreal     | 2-1*  | 70-63   | 14-8-2  | 65  | 3/7  | @ NY Islanders | 3-7   | 202-162 | 42-20-3 |
| 25  | 12/10 | Pittsburgh     | 4-1   | 74-64   | 15-8-2  | 66  | 3/10 | Calgary        | 3-2   | 205-164 | 43-20-3 |
| 26  | 12/12 | NY Rangers     | 8-5   | 82-69   | 16-8-2  | 67  | 3/12 | Phoenix        | 5-2   | 210-166 | 44-20-3 |
| 27  | 12/13 | Buffalo        | 2-4   | 84-73   | 16-9-2  | 68  | 3/14 | @ Montreal     | 3-1   | 213-167 | 45-20-3 |
| 28  | 12/16 | @ Toronto      | 2-3^  | 86-76   | 16-9-3  | 69  | 3/17 | Chicago        | 3-2   | 216-169 | 46-20-3 |
| 29  | 12/17 | @ Buffalo      | 5-3   | 91-79   | 17-9-3  | 70  | 3/18 | @ Carolina     | 2-4   | 218-173 | 46-21-3 |
| 30  | 12/19 | Ottawa         | 5-1   | 96-80   | 18-9-3  | 71  | 3/20 | Minnesota      | 4-0   | 222-173 | 47-21-3 |
| 31  | 12/21 | Philadelphia   | 3-2^  | 99-82   | 19-9-3  | 72  | 3/22 | @ Boston       | 1-4   | 223-177 | 47-22-3 |
| 32  | 12/23 | Boston         | 0-2   | 99-84   | 19-10-3 | 73  | 3/23 | @ Philadelphia | 2-4   | 225-181 | 47-23-3 |
| 33  | 12/26 | Pittsburgh     | 0-1   | 99-85   | 19-11-3 | 74  | 3/27 | @ Chicago      | 2-3*  | 227-184 | 47-23-4 |
| 34  | 12/27 | @ NY Rangers   | 4-2   | 103-87  | 20-11-3 | 75  | 3/28 | Carolina       | 1-2   | 228-186 | 47-24-4 |
| 35  | 12/30 | @ St. Louis    | 4-3   | 107-90  | 21-11-3 | 76  | 3/30 | @ NY Rangers   | 0-3   | 228-189 | 47-25-4 |
| 36  | 12/31 | @ Dallas       | 2-4   | 109-94  | 21-12-3 | 77  | 4/1  | @ Pittsburgh   | 1-6   | 229-195 | 47-26-4 |
| 37  | 1/2   | Montreal       | 4-1   | 113-95  | 22-12-3 | 78  | 4/3  | Tampa Bay      | 5-4*  | 234-199 | 48-26-4 |
| 38  | 1/4   | Ottawa         | 4-3*  | 117-98  | 23-12-3 | 79  | 4/4  | @ Buffalo      | 3-2   | 237-201 | 49-26-4 |
| 39  | 1/6   | @ Carolina     | 2-3   | 119-101 | 23-13-3 | 80  | 4/7  | Toronto        | 1-4   | 238-205 | 49-27-4 |
| 40  | 1/8   | Atlanta        | 0-4   | 119-105 | 23-14-3 | 81  | 4/9  | @ Ottawa       | 3-2^  | 241-207 | 50-27-4 |
| 41  | 1/10  | @ Los Angeles  | 5-1   | 124-106 | 24-14-3 | 82  | 4/11 | Carolina       | 3-2   | 244-209 | 51-27-4 |

\* Denotes overtime  
^ Denotes shootout

(48-27-7, 103 Pts., 1st Place, Atlantic Division)

**SCORING**

| Player              | GP | G  | A  | PTS | PIM | +/- | PP | GW | Player                  | GP | G | A | PTS | PIM | +/- | PP | GW |
|---------------------|----|----|----|-----|-----|-----|----|----|-------------------------|----|---|---|-----|-----|-----|----|----|
| Zach Parise         | 81 | 38 | 44 | 82  | 32  | 24  | 9  | 5  | Mark Fraser             | 61 | 3 | 3 | 6   | 36  | 3   | 0  | 0  |
| Travis Zajac        | 82 | 25 | 42 | 67  | 24  | 22  | 6  | 4  | Johnny Oduya            | 40 | 2 | 2 | 4   | 18  | 2   | 0  | 0  |
| Jamie Langenbrunner | 81 | 19 | 42 | 61  | 44  | 6   | 6  | 4  | Ilkka Pikkarainen       | 31 | 1 | 3 | 4   | 10  | 3   | 0  | 0  |
| Patrik Elias        | 58 | 19 | 29 | 48  | 40  | 18  | 3  | 4  | Cory Murphy             | 12 | 2 | 1 | 3   | 2   | 2   | 0  | 0  |
| Brian Rolston       | 80 | 20 | 17 | 37  | 22  | 2   | 7  | 3  | Anssi Salmela           | 9  | 1 | 2 | 3   | 0   | 5   | 0  | 0  |
| Andy Greene         | 78 | 6  | 31 | 37  | 14  | 9   | 4  | 4  | Martin Skoula           | 19 | 0 | 3 | 3   | 4   | 7   | 0  | 0  |
| Niclas Bergfors     | 54 | 13 | 14 | 27  | 10  | 7   | 8  | 4  | Martin Brodeur          | 77 | 0 | 3 | 3   | 6   | -   | 0  | 0  |
| Ilya Kovalchuk      | 27 | 10 | 17 | 27  | 8   | 9   | 2  | 1  | Matt Halischuk          | 20 | 1 | 2 | 2   | 2   | 4   | 0  | 0  |
| Dainiuis Zubrus     | 51 | 10 | 17 | 27  | 28  | 4   | 1  | 4  | P.L. Letourneau-Leblond | 27 | 0 | 2 | 2   | 48  | 4   | 0  | 0  |
| David Clarkson      | 46 | 11 | 13 | 24  | 85  | 3   | 3  | 2  | Patrick Davis           | 8  | 1 | 0 | 1   | 0   | 2   | 0  | 0  |
| Rob Niedermayer     | 71 | 10 | 12 | 22  | 45  | 3   | 0  | 0  | Tyler Eckford           | 3  | 0 | 1 | 1   | 4   | E   | 0  | 0  |
| Mike Mottau         | 79 | 2  | 16 | 18  | 41  | 4   | 0  | 0  | Nick Palmieri           | 6  | 0 | 1 | 1   | 0   | E   | 0  | 0  |
| Dean McAmmond       | 62 | 8  | 9  | 17  | 40  | 1   | 1  | 2  | Tim Sestito             | 9  | 0 | 1 | 1   | 2   | 2   | 0  | 0  |
| Bryce Salvador      | 79 | 4  | 10 | 14  | 57  | 8   | 0  | 2  | Rob Davison             | 1  | 0 | 0 | 0   | 0   | E   | 0  | 0  |
| Colin White         | 81 | 2  | 10 | 12  | 46  | 8   | 0  | 0  | Ben Walter              | 2  | 0 | 0 | 0   | 2   | E   | 0  | 0  |
| Paul Martin         | 22 | 2  | 9  | 11  | 2   | 10  | 1  | 0  | Matthew Corrente        | 12 | 0 | 0 | 0   | 24  | E   | 0  | 0  |
| Rod Pelley          | 63 | 2  | 8  | 10  | 40  | 4   | 0  | 0  | Yann Danis              | 12 | 0 | 0 | 0   | 0   | -   | 0  | 0  |
| Vladimir Zharkov    | 40 | 0  | 10 | 10  | 8   | 2   | 0  | 0  | Andrew Peters           | 29 | 0 | 0 | 0   | 93  | 5   | 0  | 0  |
| Jay Pandolfo        | 52 | 4  | 5  | 9   | 6   | 10  | 0  | 3  |                         |    |   |   |     |     |     |    |    |

**GOALTENDERS**

|                | GP | MIN  | GA  | EN | SO | AVG  | W  | L  | OT | SA   | SAV% |
|----------------|----|------|-----|----|----|------|----|----|----|------|------|
| Yann Danis     | 12 | 467  | 16  | 1  | 0  | 2.06 | 3  | 2  | 1  | 207  | .923 |
| Martin Brodeur | 77 | 4499 | 168 | 1  | 9  | 2.24 | 45 | 25 | 6  | 2004 | .916 |

**RESULTS**

| GM# | Date  | Opponent       | Score | GF-GA  | Record  | GM# | Date | Opponent       | Score | GF-GA   | Record  |
|-----|-------|----------------|-------|--------|---------|-----|------|----------------|-------|---------|---------|
| 1   | 10/3  | Philadelphia   | 2-5   | 2-5    | 0-1-0   | 42  | 1/8  | Tampa Bay#     | 2-4   | 124-93  | 30-11-1 |
| 2   | 10/5  | NY Rangers     | 2-3   | 4-8    | 0-2-0   | 43  | 1/9  | @ Montreal     | 2-1*  | 126-94  | 31-11-1 |
| 3   | 10/8  | @ Tampa Bay    | 4-3^  | 8-11   | 1-2-0   | 44  | 1/12 | @ NY Rangers   | 1-0^  | 127-94  | 32-11-1 |
| 4   | 10/10 | @ Florida      | 3-2   | 11-13  | 2-2-0   | 45  | 1/14 | @ Phoenix      | 3-4   | 130-98  | 32-12-1 |
| 5   | 10/12 | @ Washington   | 3-2^  | 14-15  | 3-2-0   | 46  | 1/16 | @ Colorado     | 1-3   | 131-101 | 32-13-1 |
| 6   | 10/16 | Atlanta        | 2-4   | 16-19  | 3-3-0   | 47  | 1/18 | @ NY Islanders | 0-4   | 131-105 | 32-14-1 |
| 7   | 10/17 | Carolina       | 2-0   | 18-19  | 4-3-0   | 48  | 1/20 | Florida        | 2-0   | 133-105 | 33-14-1 |
| 8   | 10/22 | @ NY Rangers   | 4-2   | 22-21  | 5-3-0   | 49  | 1/22 | Montreal       | 1-3   | 134-108 | 33-15-1 |
| 9   | 10/24 | @ Pittsburgh   | 4-1   | 26-22  | 6-3-0   | 50  | 1/23 | @ NY Islanders | 4-2   | 138-110 | 34-15-1 |
| 10  | 10/28 | Buffalo        | 1-4   | 27-26  | 6-4-0   | 51  | 1/26 | @ Ottawa       | 0-3   | 138-113 | 34-16-1 |
| 11  | 10/29 | @ Boston       | 2-1   | 29-27  | 7-4-0   | 52  | 1/27 | @ Buffalo      | 1-2^  | 139-115 | 34-16-2 |
| 12  | 10/31 | @ Tampa Bay    | 2-1^  | 31-28  | 8-4-0   | 53  | 1/29 | Toronto        | 5-4*  | 144-119 | 35-16-2 |
| 13  | 11/4  | Washington     | 3-2   | 34-30  | 9-4-0   | 54  | 1/31 | Los Angeles    | 2-3   | 146-122 | 35-17-2 |
| 14  | 11/6  | NY Islanders   | 2-1   | 36-31  | 10-4-0  | 55  | 2/2  | @ Toronto      | 0-3   | 146-125 | 35-18-2 |
| 15  | 11/7  | @ Ottawa       | 3-2   | 39-33  | 11-4-0  | 56  | 2/5  | Toronto        | 4-3   | 150-128 | 36-18-2 |
| 16  | 11/11 | Anaheim        | 3-1   | 42-34  | 12-4-0  | 57  | 2/6  | @ NY Rangers   | 1-3   | 151-131 | 36-19-2 |
| 17  | 11/12 | @ Pittsburgh   | 4-1   | 46-35  | 13-4-0  | 58  | 2/8  | @ Philadelphia | 2-3   | 153-134 | 36-20-2 |
| 18  | 11/14 | Washington     | 5-2   | 51-37  | 14-4-0  | 59  | 2/10 | Philadelphia   | 2-3*  | 155-137 | 36-20-3 |
| 19  | 11/16 | @ Philadelphia | 2-3   | 53-40  | 14-5-0  | 60  | 2/12 | Nashville      | 5-2   | 160-139 | 37-20-3 |
| 20  | 11/19 | @ Nashville    | 2-3^  | 55-43  | 14-5-1  | 61  | 2/13 | @ Carolina     | 2-5   | 162-144 | 37-21-3 |
| 21  | 11/21 | @ Dallas       | 3-5   | 58-48  | 14-6-1  | 62  | 3/2  | @ San Jose     | 4-3   | 166-147 | 38-21-3 |
| 22  | 11/25 | Ottawa         | 3-1   | 61-49  | 15-6-1  | 63  | 3/5  | @ Calgary      | 3-5   | 169-152 | 38-22-3 |
| 23  | 11/27 | @ Boston       | 2-1^  | 63-50  | 16-6-1  | 64  | 3/7  | @ Edmonton     | 0-2   | 169-154 | 38-23-3 |
| 24  | 11/28 | NY Islanders   | 6-1   | 69-51  | 17-6-1  | 65  | 3/10 | NY Rangers     | 6-3   | 175-157 | 39-23-3 |
| 25  | 12/2  | Vancouver      | 2-5   | 71-56  | 17-7-1  | 66  | 3/12 | Pittsburgh     | 3-1   | 178-158 | 40-24-3 |
| 26  | 12/4  | Tampa Bay      | 3-2   | 74-58  | 18-7-1  | 67  | 3/13 | @ NY Islanders | 2-4   | 180-162 | 40-24-3 |
| 27  | 12/5  | Detroit        | 4-3^  | 78-61  | 19-7-1  | 68  | 3/15 | Boston         | 3-2   | 183-164 | 41-24-3 |
| 28  | 12/7  | @ Buffalo      | 3-0   | 81-61  | 20-7-1  | 69  | 3/17 | Pittsburgh     | 5-2   | 188-166 | 42-24-3 |
| 29  | 12/9  | Carolina       | 4-2   | 85-63  | 21-7-1  | 70  | 3/18 | @ Toronto      | 1-2^  | 189-168 | 42-24-4 |
| 30  | 12/11 | Florida        | 2-4   | 87-67  | 21-8-1  | 71  | 3/20 | St. Louis      | 0-1   | 189-169 | 42-25-4 |
| 31  | 12/12 | Philadelphia   | 4-1   | 91-68  | 22-8-1  | 72  | 3/23 | Columbus       | 6-3   | 195-172 | 43-25-4 |
| 32  | 12/16 | Montreal       | 2-1   | 93-69  | 23-8-1  | 73  | 3/25 | NY Rangers     | 3-4^  | 198-176 | 43-25-5 |
| 33  | 12/18 | Ottawa         | 4-2   | 97-71  | 24-8-1  | 74  | 3/27 | @ Montreal     | 4-2   | 202-178 | 44-25-5 |
| 34  | 12/19 | @ Atlanta      | 5-4   | 102-75 | 25-8-1  | 75  | 3/28 | @ Philadelphia | 1-5   | 203-183 | 44-26-5 |
| 35  | 12/21 | @ Pittsburgh   | 4-0   | 106-75 | 26-8-1  | 76  | 3/30 | Boston         | 0-1*  | 203-184 | 44-26-6 |
| 36  | 12/26 | @ Washington   | 1-4   | 107-79 | 26-9-1  | 77  | 4/2  | Chicago        | 1-2^  | 204-186 | 44-26-7 |
| 37  | 12/28 | Atlanta        | 3-2   | 110-81 | 27-9-1  | 78  | 4/3  | @ Carolina     | 4-0   | 208-186 | 45-26-7 |
| 38  | 12/30 | Pittsburgh     | 2-0   | 112-81 | 28-9-1  | 79  | 4/6  | @ Atlanta      | 3-0   | 211-186 | 46-26-7 |
| 39  | 12/31 | @ Chicago      | 1-5   | 113-86 | 28-10-1 | 80  | 4/8  | @ Florida      | 2-3   | 213-189 | 46-27-7 |
| 40  | 1/2   | @ Minnesota    | 5-3   | 118-89 | 29-10-1 | 81  | 4/10 | NY Islanders   | 7-1   | 220-190 | 47-27-7 |
| 41  | 1/5   | Dallas         | 4-0   | 122-89 | 30-10-1 | 82  | 4/11 | Buffalo        | 2-1   | 222-191 | 48-27-7 |

\* Denotes overtime

^ Denotes shootout

# Postponed; completed 1/10

**(38-39-5, 81 Pts., 4th Place, Atlantic Division)**

**SCORING**

| Player              | GP | G  | A  | PTS | PIM | +/- | PP | GW | Player                  | GP             | G  | A | PTS | PIM | +/- | PP | GW |   |
|---------------------|----|----|----|-----|-----|-----|----|----|-------------------------|----------------|----|---|-----|-----|-----|----|----|---|
| Patrik Elias        | 81 | 21 | 41 | 62  | 16  | 4   | 7  | 5  | Colin White             | 69             | 0  | 6 | 6   | 48  | 2-  | 0  | 0  |   |
| Ilya Kovalchuk      | 81 | 31 | 29 | 60  | 28  | 26- | 9  | 9  | Matt Taormina           | 17             | 3  | 2 | 5   | 2   | 2-  | 1  | 0  |   |
| Trovis Zajac        | 82 | 13 | 31 | 44  | 24  | 6-  | 2  | 1  | Alexander Vasunov       | 18             | 1  | 4 | 5   | 0   | 2   | 0  | 0  |   |
| Brian Rolston       | 65 | 14 | 20 | 34  | 34  | 6-  | 6  | 4  | Vladimir Zharkov        | 38             | 2  | 2 | 4   | 2   | 3   | 0  | 0  |   |
| Dainius Zubrus      | 79 | 13 | 17 | 30  | 53  | 11- | 1  | 2  | Adam Mair               | 65             | 1  | 3 | 4   | 45  | 16- | 0  | 0  |   |
| Jason Arnott        | 62 | 13 | 11 | 24  | 32  | 9-  | 2  | 0  | Mark Fraser             | 26             | 0  | 2 | 2   | 29  | 2   | 0  | 0  |   |
| Andy Greene         | 82 | 4  | 19 | 23  | 22  | 23- | 1  | 1  | Tim Sestito             | 36             | 0  | 2 | 2   | 9   | 5-  | 0  | 0  |   |
| Mattias Tedenby     | 58 | 8  | 14 | 22  | 14  | 3   | 2  | 2  | Martin Brodeur          | 56             | 0  | 2 | 2   | 2   | 2   | 0  | 0  |   |
| David Clarkson      | 82 | 12 | 6  | 18  | 116 | 20- | 1  | 1  | Brad Mills              | 4              | 1  | 0 | 1   | 5   | 1   | 0  | 0  |   |
| Nick Palmieri       | 43 | 9  | 8  | 17  | 6   | 9   | 1  | 2  | Alexander Urbom         | 8              | 1  | 0 | 1   | 0   | 2-  | 0  | 1  |   |
| Henrik Tallinder    | 82 | 5  | 11 | 16  | 40  | 6-  | 0  | 2  | David Steckel           | 18             | 1  | 0 | 1   | 2   | 3-  | 0  | 0  |   |
| Jamie Langenbrunner | 31 | 4  | 10 | 14  | 16  | 15- | 0  | 2  | Johan Hedberg           | 34             | 0  | 1 | 1   | 4   | 4   | 0  | 0  |   |
| Mark Fayne          | 57 | 4  | 10 | 14  | 27  | 10  | 0  | 0  | Adam Henrique           | 1              | 0  | 0 | 0   | 0   | 1   | 0  | 0  |   |
| Jacob Josefson      | 28 | 3  | 7  | 10  | 6   | 5   | 0  | 1  | P.L. Letourneau-Leblond | 2              | 0  | 0 | 0   | 0   | 21  | 2- | 0  |   |
| Rod Pelley          | 74 | 3  | 7  | 10  | 27  | 9-  | 1  | 0  | Mike McKenna            | 2              | 0  | 0 | 0   | 0   | 0   | 0  | 0  |   |
| Anton Volchenkov    | 57 | 0  | 8  | 8   | 36  | 3   | 0  | 0  | Tyler Eckford           | 4              | 0  | 0 | 0   | 0   | 1-  | 0  | 0  |   |
| Anssi Salmela       | 48 | 1  | 6  | 7   | 14  | 11- | 0  | 1  | Jay Leach               | 7              | 0  | 0 | 0   | 6   | 7   | E  | 0  |   |
| Zach Parise         | 13 | 3  | 3  | 6   | 6   | 6   | 1- | 0  | 1                       | Stephen Gionta | 12 | 0 | 0   | 0   | 6   | 3- | 0  | 0 |
| Matthew Corrente    | 22 | 0  | 6  | 6   | 44  | 5-  | 0  | 0  | 0                       | Olivier Magnan | 18 | 0 | 0   | 0   | 4   | 4- | 0  | 0 |

**GOALTENDERS**

|                | GP | MIN  | GA  | EN | SO | AVG  | W  | L  | OT | SA   | SAV% |
|----------------|----|------|-----|----|----|------|----|----|----|------|------|
| Johan Hedberg  | 34 | 1717 | 68  | 1  | 3  | 2.38 | 15 | 12 | 2  | 777  | .912 |
| Martin Brodeur | 56 | 3116 | 127 | 5  | 6  | 2.45 | 23 | 26 | 3  | 1313 | .903 |
| Mike McKenna   | 2  | 118  | 6   | 0  | 0  | 3.05 | 0  | 1  | 0  | 56   | .893 |

**RESULTS**

| GM# | Date  | Opponent       | Score | GF-GA  | Record  | GM# | Date | Opponent       | Score | GF-GA   | Record  |
|-----|-------|----------------|-------|--------|---------|-----|------|----------------|-------|---------|---------|
| 1   | 10/8  | Dallas         | 3-4*  | 3-4    | 0-0-1   | 42  | 1/9  | Tampa Bay      | 6-3   | 78-133  | 11-29-2 |
| 2   | 10/9  | @ Washington   | 2-7   | 5-11   | 0-1-1   | 43  | 1/14 | @ Tampa Bay    | 5-2   | 83-135  | 12-29-2 |
| 3   | 10/11 | Pittsburgh     | 1-3   | 6-14   | 0-2-1   | 44  | 1/15 | @ Florida      | 2-3*  | 85-138  | 12-29-3 |
| 4   | 10/13 | @ Buffalo      | 1-0*  | 7-14   | 1-2-1   | 45  | 1/17 | @ NY Islanders | 5-2   | 90-140  | 13-29-3 |
| 5   | 10/15 | Colorado       | 2-3   | 9-17   | 1-3-1   | 46  | 1/20 | Pittsburgh     | 2-0   | 92-140  | 14-29-3 |
| 6   | 10/16 | Boston         | 1-4   | 10-21  | 1-4-1   | 47  | 1/22 | @ Philadelphia | 3-1   | 95-141  | 15-29-3 |
| 7   | 10/21 | @ Montreal     | 3-0   | 13-21  | 2-4-1   | 48  | 1/23 | Florida        | 5-2   | 100-143 | 16-29-3 |
| 8   | 10/23 | Buffalo        | 1-6   | 14-27  | 2-5-1   | 49  | 1/26 | @ Detroit      | 1-3   | 101-146 | 16-30-3 |
| 9   | 10/24 | @ NY Rangers   | 1-3   | 15-30  | 2-6-1   | 50  | 2/1  | Ottawa         | 2-1   | 103-147 | 17-30-3 |
| 10  | 10/27 | @ San Jose     | 2-5   | 17-35  | 2-7-1   | 51  | 2/3  | @ NY Rangers   | 3-2   | 106-149 | 18-30-3 |
| 11  | 10/29 | @ Anaheim      | 2-1   | 19-36  | 3-7-1   | 52  | 2/4  | Florida        | 3-4*  | 109-153 | 18-30-4 |
| 12  | 10/30 | @ Los Angeles  | 1-3   | 20-39  | 3-8-1   | 53  | 2/6  | @ Montreal     | 4-1   | 113-154 | 19-30-4 |
| 13  | 11/1  | @ Vancouver    | 0-3   | 20-42  | 3-9-1   | 54  | 2/8  | Carolina       | 3-2*  | 116-156 | 20-30-4 |
| 14  | 11/3  | @ Chicago      | 5-3   | 25-45  | 4-9-1   | 55  | 2/10 | @ Toronto      | 2-1*  | 118-157 | 21-30-4 |
| 15  | 11/5  | NY Rangers     | 0-3   | 25-48  | 4-10-1  | 56  | 2/11 | San Jose       | 2-1   | 120-158 | 22-30-4 |
| 16  | 11/10 | Buffalo        | 4-5^  | 29-53  | 4-10-2  | 57  | 2/16 | Carolina       | 3-2   | 123-160 | 23-30-4 |
| 17  | 11/12 | Edmonton       | 4-3*  | 33-56  | 5-10-2  | 58  | 2/18 | NY Rangers     | 1-0   | 124-160 | 24-30-4 |
| 18  | 11/15 | @ Boston       | 0-3   | 33-59  | 5-11-2  | 59  | 2/19 | @ Carolina     | 4-1   | 128-161 | 25-30-4 |
| 19  | 11/18 | @ Toronto      | 1-3   | 34-62  | 5-12-2  | 60  | 2/22 | @ Dallas       | 1-0   | 129-161 | 26-30-4 |
| 20  | 11/20 | @ St. Louis    | 2-3   | 36-65  | 5-13-2  | 61  | 2/25 | @ Tampa Bay    | 1-2   | 130-163 | 26-31-4 |
| 21  | 11/22 | Washington     | 5-0   | 41-65  | 6-13-2  | 62  | 2/27 | @ Florida      | 2-1   | 132-164 | 27-31-4 |
| 22  | 11/24 | Calgary        | 2-1^  | 43-66  | 7-13-2  | 63  | 3/2  | Tampa Bay      | 2-1   | 134-165 | 28-31-4 |
| 23  | 11/26 | @ NY Islanders | 0-2   | 43-68  | 7-14-2  | 64  | 3/4  | Pittsburgh     | 2-1*  | 136-166 | 29-31-4 |
| 24  | 11/27 | Philadelphia   | 2-1^  | 45-69  | 8-14-2  | 65  | 3/6  | @ NY Islanders | 3-2^  | 139-168 | 30-31-4 |
| 25  | 12/2  | Montreal       | 1-5   | 46-74  | 8-15-2  | 66  | 3/8  | Ottawa         | 1-2   | 140-170 | 30-32-4 |
| 26  | 12/4  | @ Philadelphia | 3-5   | 49-79  | 8-16-2  | 67  | 3/11 | @ Atlanta      | 3-2*  | 143-172 | 31-32-4 |
| 27  | 12/6  | @ Pittsburgh   | 1-2   | 50-81  | 8-17-2  | 68  | 3/12 | NY Islanders   | 3-2*  | 146-174 | 32-32-4 |
| 28  | 12/10 | @ Ottawa       | 2-3   | 52-84  | 8-18-2  | 69  | 3/15 | Atlanta        | 4-2   | 150-176 | 33-32-4 |
| 29  | 12/11 | Detroit        | 1-4   | 53-88  | 8-19-2  | 70  | 3/17 | @ Ottawa       | 1-3   | 151-179 | 33-33-4 |
| 30  | 12/15 | Phoenix        | 3-0   | 56-88  | 9-19-2  | 71  | 3/18 | Washington     | 0-3   | 151-182 | 33-34-4 |
| 31  | 12/17 | Nashville      | 1-3   | 57-91  | 9-20-2  | 72  | 3/20 | @ Columbus     | 3-0   | 154-182 | 34-34-4 |
| 32  | 12/18 | @ Atlanta      | 1-7   | 58-98  | 9-21-2  | 73  | 3/22 | @ Boston       | 1-4   | 155-186 | 34-35-4 |
| 33  | 12/21 | @ Washington   | 1-5   | 59-103 | 9-22-2  | 74  | 3/25 | @ Pittsburgh   | 0-1^  | 155-187 | 34-35-5 |
| 34  | 12/23 | NY Islanders   | 1-5   | 60-108 | 9-23-2  | 75  | 3/26 | @ Buffalo      | 0-2   | 155-189 | 34-36-5 |
| 35  | 12/26 | Toronto        | 1-4   | 61-112 | 9-24-2  | 76  | 3/30 | NY Islanders   | 3-2   | 158-191 | 35-36-5 |
| 36  | 12/29 | NY Rangers     | 1-3   | 62-115 | 9-25-2  | 77  | 4/1  | Philadelphia   | 4-2   | 162-193 | 36-36-5 |
| 37  | 12/31 | Atlanta        | 3-1   | 65-116 | 10-25-2 | 78  | 4/2  | Montreal       | 1-3   | 163-196 | 36-37-5 |
| 38  | 1/1   | @ Carolina     | 3-6   | 68-122 | 10-26-2 | 79  | 4/5  | @ Pittsburgh   | 2-4   | 165-200 | 36-38-5 |
| 39  | 1/4   | Minnesota      | 1-2   | 69-124 | 10-27-2 | 80  | 4/6  | Toronto        | 4-2   | 169-202 | 37-38-5 |
| 40  | 1/6   | Philadelphia   | 2-4   | 71-128 | 10-28-2 | 81  | 4/9  | @ NY Rangers   | 2-5   | 171-207 | 37-39-5 |
| 41  | 1/8   | @ Philadelphia | 1-2   | 72-130 | 10-29-2 | 82  | 4/10 | Boston         | 3-2   | 174-209 | 38-39-5 |

\* Denotes overtime  
^ Denotes shootout

(48-28-6, 102 Pts., 4th Place, Atlantic Division)

SCORING

| Player              | GP | G  | A  | PTS | PIM | +/- | PP | GW | Player            | GP | G | A | PTS | PIM | +/- | PP | GW |
|---------------------|----|----|----|-----|-----|-----|----|----|-------------------|----|---|---|-----|-----|-----|----|----|
| Ilya Kovalchuk      | 77 | 37 | 46 | 83  | 33  | 9-  | 10 | 5  | Travis Zajac      | 15 | 2 | 4 | 6   | 4   | 3-  | 1  | 1  |
| Patrik Elias        | 81 | 26 | 52 | 78  | 16  | 8-  | 8  | 3  | Steve Bernier     | 32 | 1 | 5 | 6   | 16  | 6   | 0  | 0  |
| Zach Parise         | 82 | 31 | 38 | 69  | 32  | 5-  | 7  | 3  | Mattias Tedenby   | 43 | 1 | 5 | 6   | 16  | 15- | 0  | 0  |
| Adam Henrique       | 74 | 16 | 35 | 51  | 7   | 8   | 0  | 3  | Henrik Tallinder  | 39 | 0 | 6 | 6   | 16  | 11- | 0  | 0  |
| David Clarkson      | 80 | 30 | 16 | 46  | 138 | 8-  | 8  | 7  | Martin Brodeur    | 59 | 0 | 4 | 4   | 2   | -   | 0  | 0  |
| Petr Sykora         | 82 | 21 | 23 | 44  | 40  | 4   | 4  | 6  | Peter Harrold     | 11 | 0 | 2 | 2   | 0   | E   | 0  | 0  |
| Dainius Zubrus      | 82 | 17 | 27 | 44  | 34  | 7   | 4  | 2  | Stephen Gionta    | 1  | 1 | 0 | 1   | 0   | 1   | 0  | 1  |
| Alexei Ponikarovsky | 33 | 7  | 11 | 18  | 8   | 9   | 0  | 2  | Alexander Urbom   | 5  | 1 | 0 | 1   | 9   | 1   | 0  | 0  |
| Adam Larsson        | 65 | 2  | 16 | 18  | 20  | 7-  | 0  | 0  | Brad Mills        | 27 | 0 | 1 | 1   | 32  | 10- | 0  | 0  |
| Mark Fayne          | 82 | 4  | 13 | 17  | 26  | 4-  | 0  | 1  | Cam Janssen       | 48 | 0 | 1 | 1   | 75  | 8-  | 0  | 0  |
| Andy Greene         | 56 | 1  | 15 | 16  | 16  | 3   | 0  | 0  | Stephane Veilleux | 1  | 0 | 0 | 0   | 0   | E   | 0  | 0  |
| Kurtis Foster       | 28 | 3  | 9  | 12  | 23  | 9-  | 2  | 0  | Mark Fraser       | 4  | 0 | 0 | 0   | 14  | 2-  | 0  | 0  |
| Anton Volchenkov    | 72 | 2  | 9  | 11  | 34  | 3   | 0  | 1  | Vladimir Zharkov  | 4  | 0 | 0 | 0   | 0   | 2-  | 0  | 0  |
| Jacob Josefson      | 41 | 2  | 7  | 9   | 6   | 10  | 0  | 0  | Rod Pelley        | 7  | 0 | 0 | 0   | 7   | E   | 0  | 0  |
| Bryce Salvador      | 82 | 0  | 9  | 9   | 66  | 18  | 0  | 0  | Steve Zalewski    | 7  | 0 | 0 | 0   | 0   | 2-  | 0  | 0  |
| Ryan Carter         | 65 | 4  | 4  | 8   | 84  | 12- | 0  | 0  | Tim Sestito       | 18 | 0 | 0 | 0   | 7   | 5-  | 0  | 0  |
| Marek Zidlicky      | 22 | 2  | 6  | 8   | 10  | E   | 2  | 1  | Johan Hedberg     | 27 | 0 | 0 | 0   | 2   | -   | 0  | 0  |
| Nick Palmieri       | 29 | 4  | 3  | 7   | 12  | 7-  | 0  | 0  | Eric Boulton      | 51 | 0 | 0 | 0   | 115 | 12- | 0  | 0  |
| Matt Taormina       | 30 | 1  | 6  | 7   | 4   | 6   | 0  | 0  |                   |    |   |   |     |     |     |    |    |

GOALTENDERS

|                | GP | MIN  | GA  | EN | SO | AVG  | W  | L  | OT | SA   | SAV% |
|----------------|----|------|-----|----|----|------|----|----|----|------|------|
| Johan Hedberg  | 27 | 1591 | 59  | 3  | 4  | 2.23 | 17 | 7  | 2  | 718  | .918 |
| Martin Brodeur | 59 | 3392 | 136 | 7  | 3  | 2.41 | 31 | 21 | 4  | 1472 | .908 |

RESULTS

| GM# | Date  | Opponent       | Score | GF-GA   | Record  | GM# | Date | Opponent       | Score | GF-GA   | Record  |
|-----|-------|----------------|-------|---------|---------|-----|------|----------------|-------|---------|---------|
| 1   | 10/8  | Philadelphia   | 0-3   | 0-3     | 0-1-0   | 42  | 1/10 | @ Calgary      | 3-6   | 117-123 | 23-17-2 |
| 2   | 10/10 | Carolina       | 4-2   | 4-5     | 1-1-0   | 43  | 1/11 | @ Edmonton     | 2-1*  | 119-124 | 24-17-2 |
| 3   | 10/13 | Los Angeles    | 2-1^  | 6-6     | 2-1-0   | 44  | 1/14 | @ Winnipeg     | 2-1   | 121-125 | 25-17-2 |
| 4   | 10/15 | @ Nashville    | 3-2^  | 9-8     | 3-1-0   | 45  | 1/17 | Winnipeg       | 5-1   | 126-126 | 26-17-2 |
| 5   | 10/21 | San Jose       | 3-4^  | 12-12   | 3-1-1   | 46  | 1/19 | Boston         | 1-4   | 127-130 | 26-18-2 |
| 6   | 10/22 | @ Pittsburgh   | 1-4   | 13-16   | 3-2-1   | 47  | 1/21 | Philadelphia   | 1-4   | 128-134 | 26-19-2 |
| 7   | 10/25 | @ Los Angeles  | 3-0   | 16-16   | 4-2-1   | 48  | 1/24 | Buffalo        | 1-2^  | 129-136 | 26-19-3 |
| 8   | 10/27 | @ Phoenix      | 3-5   | 19-21   | 4-3-1   | 49  | 1/31 | NY Rangers     | 4-3^  | 133-139 | 27-19-3 |
| 9   | 10/29 | @ Dallas       | 1-3   | 20-24   | 4-4-1   | 50  | 2/2  | Montreal       | 5-3   | 138-142 | 28-19-3 |
| 10  | 11/2  | Toronto        | 3-5   | 23-29   | 4-5-1   | 51  | 2/4  | @ Philadelphia | 6-4   | 144-146 | 29-19-3 |
| 11  | 11/3  | @ Philadelphia | 4-3^  | 27-32   | 5-5-1   | 52  | 2/5  | Pittsburgh     | 5-2   | 149-148 | 30-19-3 |
| 12  | 11/5  | Winnipeg       | 3-2*  | 30-34   | 6-5-1   | 53  | 2/7  | @ NY Rangers   | 1-0   | 150-148 | 31-19-3 |
| 13  | 11/8  | Carolina       | 3-2   | 33-36   | 7-5-1   | 54  | 2/9  | St. Louis      | 3-4^  | 153-152 | 31-19-4 |
| 14  | 11/11 | Washington     | 1-3   | 34-39   | 7-6-1   | 55  | 2/11 | Florida        | 1-3   | 154-155 | 31-20-4 |
| 15  | 11/12 | @ Washington   | 3-2^  | 37-41   | 8-6-1   | 56  | 2/14 | @ Buffalo      | 4-1   | 158-156 | 32-20-4 |
| 16  | 11/15 | @ Boston       | 3-4   | 40-45   | 8-7-1   | 57  | 2/17 | Anaheim        | 3-2^  | 161-158 | 33-20-4 |
| 17  | 11/16 | @ Buffalo      | 5-3   | 45-48   | 9-7-1   | 58  | 2/19 | @ Montreal     | 3-1   | 164-159 | 34-20-4 |
| 18  | 11/19 | @ Tampa Bay    | 4-2   | 49-50   | 10-7-1  | 59  | 2/21 | @ Toronto      | 4-3*  | 168-162 | 35-20-4 |
| 19  | 11/21 | @ Florida      | 3-4   | 52-54   | 10-8-1  | 60  | 2/24 | Vancouver      | 1-2   | 169-164 | 35-21-4 |
| 20  | 11/23 | Columbus       | 2-1^  | 54-55   | 11-8-1  | 61  | 2/26 | Tampa Bay      | 3-4   | 172-168 | 35-22-4 |
| 21  | 11/25 | @ NY Islanders | 1-0   | 55-55   | 12-8-1  | 62  | 2/27 | @ NY Rangers   | 0-2   | 172-170 | 35-23-4 |
| 22  | 11/26 | NY Islanders   | 2-3   | 57-58   | 12-9-1  | 63  | 3/1  | @ Boston       | 3-4*  | 175-174 | 35-23-5 |
| 23  | 11/30 | @ Colorado     | 1-6   | 58-64   | 12-10-1 | 64  | 3/2  | @ Washington   | 5-0   | 180-174 | 36-23-5 |
| 24  | 12/2  | @ Minnesota    | 2-4   | 60-68   | 12-11-1 | 65  | 3/4  | @ NY Islanders | 0-1   | 180-175 | 36-24-5 |
| 25  | 12/3  | @ Winnipeg     | 2-4   | 62-72   | 12-12-1 | 66  | 3/6  | NY Rangers     | 4-1   | 184-176 | 37-24-5 |
| 26  | 12/6  | @ Toronto      | 3-2*  | 65-74   | 13-12-1 | 67  | 3/8  | NY Islanders   | 5-1   | 189-177 | 38-24-5 |
| 27  | 12/8  | Ottawa         | 5-4^  | 70-78   | 14-12-1 | 68  | 3/10 | @ NY Islanders | 2-1   | 191-178 | 39-24-5 |
| 28  | 12/10 | Montreal       | 1-2   | 71-80   | 14-13-1 | 69  | 3/11 | Philadelphia   | 4-1   | 195-179 | 40-24-5 |
| 29  | 12/12 | @ Tampa Bay    | 5-4   | 76-84   | 15-13-1 | 70  | 3/13 | @ Philadelphia | 0-3   | 195-182 | 40-25-5 |
| 30  | 12/13 | @ Florida      | 3-2^  | 79-86   | 16-13-1 | 71  | 3/15 | Colorado       | 1-0^  | 196-182 | 41-25-5 |
| 31  | 12/16 | Dallas         | 6-3   | 85-89   | 17-13-1 | 72  | 3/17 | Pittsburgh     | 2-5   | 198-187 | 41-26-5 |
| 32  | 12/17 | @ Montreal     | 5-3   | 90-92   | 18-13-1 | 73  | 3/19 | @ NY Rangers   | 2-4   | 200-191 | 41-27-5 |
| 33  | 12/20 | NY Rangers     | 1-4   | 91-96   | 18-14-1 | 74  | 3/20 | @ Ottawa       | 1-0   | 201-191 | 42-27-5 |
| 34  | 12/23 | Washington     | 4-3^  | 95-99   | 19-14-1 | 75  | 3/23 | Toronto        | 3-4^  | 204-195 | 42-27-6 |
| 35  | 12/26 | @ Carolina     | 2-4   | 97-103  | 19-15-1 | 76  | 3/25 | @ Pittsburgh   | 2-5   | 206-200 | 42-28-6 |
| 36  | 12/28 | Buffalo        | 3-1   | 100-104 | 20-15-1 | 77  | 3/27 | Chicago        | 2-1^  | 208-201 | 43-28-6 |
| 37  | 12/31 | Pittsburgh     | 3-1   | 103-105 | 21-15-1 | 78  | 3/29 | Tampa Bay      | 6-4   | 214-205 | 44-28-6 |
| 38  | 1/2   | @ Ottawa       | 2-3*  | 105-108 | 21-15-2 | 79  | 3/31 | @ Carolina     | 5-0   | 219-205 | 45-28-6 |
| 39  | 1/4   | Boston         | 1-6   | 106-114 | 21-16-2 | 80  | 4/3  | NY Islanders   | 3-1   | 222-206 | 46-28-6 |
| 40  | 1/6   | Florida        | 5-2   | 111-116 | 22-16-2 | 81  | 4/5  | @ Detroit      | 2-1   | 224-207 | 47-28-6 |
| 41  | 1/7   | @ Pittsburgh   | 3-1   | 114-117 | 23-16-2 | 82  | 4/7  | Ottawa         | 4-2   | 228-209 | 48-28-6 |

\* Denotes overtime  
^ Denotes shootout



(19-19-10, 48 Pts., 5th Place, Atlantic Division)

**SCORING**

| Player              | GP | G  | A  | PTS | PIM | +/- | PP | GW | Player           | GP | G | A | PTS | PIM | +/- | PP | GW |
|---------------------|----|----|----|-----|-----|-----|----|----|------------------|----|---|---|-----|-----|-----|----|----|
| Patrik Elias        | 48 | 14 | 22 | 36  | 22  | 5   | 5  | 0  | Henrik Tallinder | 25 | 1 | 3 | 4   | 10  | E   | 0  | 0  |
| Ilya Kovalchuk      | 37 | 11 | 20 | 31  | 18  | 6   | -2 | 5  | Stefan Matteau   | 17 | 1 | 2 | 3   | 6   | 1   | -0 | 0  |
| David Clarkson      | 48 | 15 | 9  | 24  | 78  | 6   | -6 | 5  | Jacob Josefson   | 22 | 1 | 2 | 3   | 2   | 10  | -0 | 0  |
| Travis Zajac        | 48 | 7  | 13 | 20  | 22  | 5   | -1 | 1  | Martin Brodeur   | 29 | 1 | 2 | 3   | 0   | -1  | 0  | 0  |
| Marek Zidlicky      | 48 | 4  | 15 | 19  | 38  | 12  | -1 | 0  | Bobby Butler     | 14 | 1 | 1 | 2   | 0   | 6   | -1 | 0  |
| Adam Henrique       | 42 | 11 | 5  | 16  | 16  | 3   | -3 | 2  | Bryce Salvador   | 39 | 0 | 2 | 2   | 22  | 12  | -0 | 0  |
| Andy Greene         | 48 | 4  | 12 | 16  | 20  | 12  | -2 | 1  | Tom Kostopoulos  | 15 | 1 | 0 | 1   | 18  | E   | 0  | 0  |
| Steve Bernier       | 47 | 8  | 7  | 15  | 17  | 7   | -2 | 1  | Matt Anderson    | 2  | 0 | 1 | 1   | 0   | 1   | 0  | 0  |
| Ryan Carter         | 44 | 6  | 9  | 15  | 31  | 2   | -0 | 1  | Mattias Tedenby  | 4  | 0 | 1 | 1   | 2   | E   | 0  | 0  |
| Stephen Gionta      | 48 | 4  | 10 | 14  | 14  | 2   | 0  | 0  | Johan Hedberg    | 19 | 0 | 1 | 1   | 4   | -   | 0  | 0  |
| Andrei Loktionov    | 28 | 8  | 4  | 12  | 4   | 2   | -1 | 0  | Eric Gelinas     | 1  | 0 | 0 | 0   | 0   | 1   | -0 | 0  |
| Dainius Zubrus      | 22 | 2  | 7  | 9   | 12  | 3   | -0 | 0  | Alexander Urbom  | 1  | 0 | 0 | 0   | 0   | 1   | -0 | 0  |
| Alexei Ponikarovsky | 30 | 2  | 5  | 7   | 8   | 1   | 0  | 0  | Jeff Frazee      | 1  | 0 | 0 | 0   | 0   | -   | 0  | 0  |
| Mark Fayne          | 31 | 1  | 5  | 6   | 16  | 6   | 0  | 0  | Keith Kinkaid    | 1  | 0 | 0 | 0   | 0   | -   | 0  | 0  |
| Adam Larsson        | 37 | 0  | 6  | 6   | 12  | 4   | 0  | 0  | Cam Janssen      | 4  | 0 | 0 | 0   | 2   | 1   | -0 | 0  |
| Steve Sullivan      | 9  | 2  | 3  | 5   | 4   | 4   | -2 | 1  | Harri Penson     | 4  | 0 | 0 | 0   | 2   | 1   | -0 | 0  |
| Peter Haroid        | 23 | 2  | 3  | 5   | 6   | 8   | -1 | 0  | Tim Sesitto      | 6  | 0 | 0 | 0   | 2   | 1   | 0  | 0  |
| Anton Volchenkov    | 37 | 1  | 4  | 5   | 37  | 1   | -0 | 0  | Krys Barch       | 22 | 0 | 0 | 0   | 44  | 1   | 0  | 0  |
| Matt D'Agostini     | 13 | 2  | 2  | 4   | 6   | 1   | -0 | 0  |                  |    |   |   |     |     |     |    |    |

**GOALTENDERS**

|                | GP | MIN  | GA | EN | SO | AVG  | W  | L  | OT | SA  | SAV%  |
|----------------|----|------|----|----|----|------|----|----|----|-----|-------|
| Jeff Frazee    | 1  | 19   | 0  | 1  | 0  | 0.00 | 0  | 0  | 0  | 3   | 1.000 |
| Martin Brodeur | 29 | 1757 | 65 | 2  | 2  | 2.22 | 13 | 9  | 7  | 654 | .901  |
| Keith Kinkaid  | 1  | 26   | 1  | 1  | 0  | 2.31 | 0  | 0  | 0  | 13  | .923  |
| Johan Hedberg  | 19 | 1108 | 51 | 1  | 1  | 2.76 | 6  | 10 | 3  | 435 | .883  |

**RESULTS**

| GM# | Date | Opponent       | Score            | GF-GA | Record | GM# | Date | Opponent       | Score            | GF-GA   | Record   |
|-----|------|----------------|------------------|-------|--------|-----|------|----------------|------------------|---------|----------|
| 1   | 1/19 | @ NY Islanders | 2-1              | 2-1   | 1-0-0  | 25  | 3/9  | @ Carolina     | 3-6              | 62-73   | 11-9-5   |
| 2   | 1/22 | Philadelphia   | 3-0              | 5-1   | 2-0-0  | 26  | 3/10 | Winnipeg       | 3-2 <sup>^</sup> | 65-75   | 12-9-5   |
| 3   | 1/25 | Washington     | 3-2*             | 8-3   | 3-0-0  | 27  | 3/13 | Philadelphia   | 5-2              | 70-77   | 13-9-5   |
| 4   | 1/27 | @ Montreal     | 3-4*             | 11-7  | 3-0-1  | 28  | 3/15 | @ Philadelphia | 1-2 <sup>^</sup> | 71-79   | 13-9-6   |
| 5   | 1/29 | @ Boston       | 1-2 <sup>^</sup> | 12-9  | 3-0-2  | 29  | 3/16 | Montreal       | 1-2              | 72-81   | 13-10-6  |
| 6   | 1/31 | NY Islanders   | 4-5*             | 16-14 | 3-0-3  | 30  | 3/19 | NY Rangers     | 2-3              | 74-84   | 13-11-6  |
| 7   | 2/2  | @ Pittsburgh   | 1-5              | 17-19 | 3-1-3  | 31  | 3/21 | @ Carolina     | 4-1              | 78-85   | 14-11-6  |
| 8   | 2/3  | @ NY Islanders | 3-0              | 20-19 | 4-1-3  | 32  | 3/23 | Florida        | 2-1              | 80-86   | 15-11-6  |
| 9   | 2/5  | NY Rangers     | 3-1              | 23-20 | 5-1-3  | 33  | 3/25 | @ Ottawa       | 2-3 <sup>^</sup> | 82-89   | 15-11-7  |
| 10  | 2/7  | Tampa Bay      | 4-2              | 27-22 | 6-1-3  | 34  | 3/29 | @ Tampa Bay    | 4-5 <sup>^</sup> | 86-94   | 15-11-8  |
| 11  | 2/9  | Pittsburgh     | 3-1              | 30-23 | 7-1-3  | 35  | 3/30 | @ Florida      | 2-3*             | 88-97   | 15-11-9  |
| 12  | 2/10 | @ Pittsburgh   | 3-1              | 33-24 | 8-1-3  | 36  | 4/1  | NY Islanders   | 1-3              | 89-100  | 15-12-9  |
| 13  | 2/12 | Carolina       | 2-4              | 35-28 | 8-2-3  | 37  | 4/4  | @ Boston       | 0-1              | 89-101  | 15-13-9  |
| 14  | 2/15 | Philadelphia   | 5-3              | 40-31 | 9-2-3  | 38  | 4/6  | Toronto        | 1-2              | 90-103  | 15-14-9  |
| 15  | 2/16 | @ NY Islanders | 1-5              | 41-36 | 9-3-3  | 39  | 4/7  | @ Buffalo      | 2-3 <sup>^</sup> | 92-106  | 15-14-10 |
| 16  | 2/18 | Ottawa         | 1-2 <sup>^</sup> | 42-38 | 9-3-4  | 40  | 4/10 | Boston         | 4-5              | 96-111  | 15-15-10 |
| 17  | 2/21 | @ Washington   | 3-2              | 45-40 | 10-3-4 | 41  | 4/12 | Ottawa         | 0-2              | 96-113  | 15-16-10 |
| 18  | 2/23 | @ Washington   | 1-5              | 46-45 | 10-4-4 | 42  | 4/15 | @ Toronto      | 0-2              | 96-115  | 15-17-10 |
| 19  | 2/24 | Winnipeg       | 2-4              | 48-49 | 10-5-4 | 43  | 4/18 | @ Philadelphia | 3-0              | 99-115  | 16-17-10 |
| 20  | 2/28 | @ Winnipeg     | 1-3              | 49-52 | 10-6-4 | 44  | 4/20 | Florida        | 6-2              | 105-117 | 17-17-10 |
| 21  | 3/2  | @ Buffalo      | 3-4 <sup>^</sup> | 52-56 | 10-6-5 | 45  | 4/21 | @ NY Rangers   | 1-4              | 106-121 | 17-18-10 |
| 22  | 3/4  | @ Toronto      | 2-4              | 54-60 | 10-7-5 | 46  | 4/23 | Montreal       | 3-2              | 109-123 | 18-18-10 |
| 23  | 3/5  | Tampa Bay      | 2-5              | 56-65 | 10-8-5 | 47  | 4/25 | Pittsburgh     | 3-2              | 112-125 | 19-18-10 |
| 24  | 3/7  | Buffalo        | 3-2 <sup>^</sup> | 59-67 | 11-8-5 | 48  | 4/27 | @ NY Rangers   | 0-4              | 112-129 | 19-19-10 |

\* Denotes overtime  
<sup>^</sup> Denotes shootout



(35-29-18, 88 Pts., 6th Place, Metropolitan Division)

**SCORING**

| Player           | GP | G  | A  | PTS | PIM | +/- | PP | GW | Player           | GP | G | A | PTS | PIM | +/- | PP | GW |
|------------------|----|----|----|-----|-----|-----|----|----|------------------|----|---|---|-----|-----|-----|----|----|
| Jaromir Jagr     | 82 | 24 | 43 | 67  | 46  | 16  | 5  | 6  | Ryan Carter      | 62 | 7 | 3 | 10  | 35  | 6-  | 0  | 2  |
| Patrik Elias     | 65 | 18 | 35 | 53  | 30  | 4-  | 4  | 1  | Tuomo Ruutu      | 19 | 3 | 5 | 8   | 10  | 1   | 1  | 1  |
| Travis Zajac     | 80 | 18 | 30 | 48  | 28  | 3   | 3  | 3  | Anton Volchenkov | 56 | 0 | 8 | 8   | 20  | 3   | 0  | 0  |
| Adam Henrique    | 77 | 25 | 18 | 43  | 20  | 3   | 7  | 4  | Reid Boucher     | 23 | 2 | 5 | 7   | 4   | 2   | 0  | 0  |
| Marek Zidlicky   | 81 | 12 | 30 | 42  | 60  | 3-  | 8  | 2  | Bryce Salvador   | 40 | 1 | 3 | 4   | 29  | 2-  | 0  | 0  |
| Michael Ryder    | 82 | 18 | 16 | 34  | 18  | 6-  | 4  | 2  | Peter Harrold    | 33 | 0 | 4 | 4   | 14  | 2-  | 0  | 0  |
| Andy Greene      | 82 | 8  | 24 | 32  | 32  | 3   | 3  | 3  | Cam Janssen      | 24 | 3 | 0 | 3   | 22  | 3   | 0  | 0  |
| Eric Gelinas     | 60 | 7  | 22 | 29  | 22  | 3-  | 5  | 2  | Adam Larsson     | 26 | 1 | 2 | 3   | 12  | 1-  | 0  | 1  |
| Dainius Zubrus   | 82 | 13 | 13 | 26  | 46  | 1   | 0  | 1  | Jacob Josefson   | 27 | 1 | 2 | 3   | 4   | E   | 0  | 0  |
| Ryane Clowe      | 43 | 7  | 19 | 26  | 33  | 10- | 3  | 1  | Tim Sestito      | 16 | 0 | 3 | 3   | 2   | 1   | 0  | 0  |
| Damien Brunner   | 60 | 11 | 14 | 25  | 26  | 11- | 4  | 1  | Martin Brodeur   | 39 | 0 | 3 | 3   | 2   | -   | 0  | 0  |
| Andrei Loktionov | 48 | 4  | 8  | 12  | 12  | 2   | 0  | 1  | Rostislav Olesz  | 10 | 0 | 2 | 2   | 0   | 1-  | 0  | 0  |
| Steve Bernier    | 78 | 3  | 9  | 12  | 33  | 15- | 0  | 1  | Mattias Tedenby  | 15 | 1 | 0 | 1   | 10  | 8-  | 0  | 0  |
| Stephen Gionta   | 66 | 4  | 7  | 11  | 18  | 8-  | 0  | 1  | Joe Whitney      | 1  | 0 | 0 | 0   | 0   | E   | 0  | 0  |
| Mark Fayne       | 72 | 4  | 7  | 11  | 30  | 5-  | 0  | 0  | Mike Sisko       | 14 | 0 | 0 | 0   | 0   | 1-  | 0  | 0  |
| Jon Merrill      | 52 | 2  | 9  | 11  | 12  | 3-  | 0  | 2  | Cory Schneider   | 45 | 0 | 0 | 0   | 4   | -   | 0  | 0  |

**GOALTENDERS**

|                | GP | MIN  | GA | EN | SO | AVG  | W  | L  | OT | SA   | SAV% |
|----------------|----|------|----|----|----|------|----|----|----|------|------|
| Cory Schneider | 45 | 2680 | 88 | 8  | 3  | 1.97 | 16 | 15 | 12 | 1107 | .921 |
| Martin Brodeur | 39 | 2297 | 96 | 3  | 3  | 2.51 | 19 | 14 | 6  | 971  | .901 |

**RESULTS**

| GM# | Date  | Opponent       | Score | GF-GA  | Record  | GM# | Date | Opponent       | Score | GF-GA   | Record   |
|-----|-------|----------------|-------|--------|---------|-----|------|----------------|-------|---------|----------|
| 1   | 10/3  | @ Pittsburgh   | 0-3   | 0-3    | 0-1-0   | 42  | 1/3  | Chicago        | 3-5   | 100-108 | 17-17-8  |
| 2   | 10/4  | NY Islanders   | 3-4^  | 3-7    | 0-1-1   | 43  | 1/4  | @ Buffalo      | 1-2   | 101-110 | 17-18-8  |
| 3   | 10/7  | @ Edmonton     | 4-5^  | 7-12   | 0-1-2   | 44  | 1/7  | Philadelphia   | 2-3*  | 103-113 | 17-18-9  |
| 4   | 10/8  | @ Vancouver    | 2-3*  | 9-15   | 0-1-3   | 45  | 1/8  | Dallas         | 1-0   | 104-113 | 18-18-9  |
| 5   | 10/11 | @ Calgary      | 2-3   | 11-18  | 0-2-3   | 46  | 1/11 | Florida        | 2-1*  | 106-114 | 19-18-9  |
| 6   | 10/13 | @ Winnipeg     | 0-3   | 11-21  | 0-3-3   | 47  | 1/12 | @ Toronto      | 2-3^  | 108-117 | 19-18-10 |
| 7   | 10/17 | @ Ottawa       | 2-5   | 13-26  | 0-4-3   | 48  | 1/14 | @ Montreal     | 4-1   | 112-118 | 20-18-10 |
| 8   | 10/19 | NY Rangers     | 4-0   | 17-26  | 1-4-3   | 49  | 1/16 | @ Colorado     | 1-2^  | 113-120 | 20-18-11 |
| 9   | 10/22 | @ Columbus     | 1-4   | 18-30  | 1-5-3   | 50  | 1/18 | @ Phoenix      | 2-3   | 115-123 | 20-19-11 |
| 10  | 10/24 | Vancouver      | 2-3^  | 20-33  | 1-5-4   | 51  | 1/21 | St. Louis      | 7-1   | 122-124 | 21-19-11 |
| 11  | 10/26 | @ Boston       | 4-3   | 24-36  | 2-5-4   | 52  | 1/24 | Washington     | 2-1   | 124-125 | 22-19-11 |
| 12  | 10/29 | Tampa Bay      | 2-1   | 26-37  | 3-5-4   | 53  | 1/26 | NY Rangers#    | 3-7   | 127-132 | 22-20-11 |
| 13  | 11/2  | Philadelphia   | 0-1   | 26-38  | 3-6-4   | 54  | 1/28 | @ St. Louis    | 0-3   | 127-135 | 22-21-11 |
| 14  | 11/3  | @ Minnesota    | 0-4   | 26-42  | 3-7-4   | 55  | 1/30 | @ Dallas       | 3-2*  | 130-137 | 23-21-11 |
| 15  | 11/7  | @ Philadelphia | 3-0   | 29-42  | 4-7-4   | 56  | 1/31 | @ Nashville    | 2-3*  | 132-140 | 23-21-12 |
| 16  | 11/8  | @ Toronto      | 1-2^  | 30-44  | 4-7-5   | 57  | 2/3  | Colorado       | 1-2*  | 133-142 | 23-21-13 |
| 17  | 11/10 | Nashville      | 5-0   | 35-44  | 5-7-5   | 58  | 2/7  | Edmonton       | 2-1*  | 135-143 | 24-21-13 |
| 18  | 11/12 | @ NY Rangers   | 3-2   | 38-46  | 6-7-5   | 59  | 2/8  | @ Washington   | 0-3   | 135-146 | 24-22-13 |
| 19  | 11/15 | Los Angeles    | 0-2   | 38-48  | 6-8-5   | 60  | 2/27 | Columbus       | 5-2   | 140-148 | 25-22-13 |
| 20  | 11/16 | Pittsburgh     | 4-1   | 42-49  | 7-8-5   | 61  | 3/1  | @ NY Islanders | 6-1   | 146-149 | 26-22-13 |
| 21  | 11/20 | @ Anaheim      | 4-3*  | 46-52  | 8-8-5   | 62  | 3/2  | San Jose       | 2-4   | 148-153 | 26-23-13 |
| 22  | 11/21 | @ Los Angeles  | 2-1*  | 48-53  | 9-8-5   | 63  | 3/4  | Detroit        | 4-3   | 152-156 | 27-23-13 |
| 23  | 11/23 | @ San Jose     | 1-2   | 49-55  | 9-9-5   | 64  | 3/7  | @ Detroit      | 4-7   | 156-163 | 27-24-13 |
| 24  | 11/25 | Winnipeg       | 1-3   | 50-58  | 9-10-5  | 65  | 3/8  | Carolina       | 5-4   | 161-167 | 28-24-13 |
| 25  | 11/27 | Carolina       | 3-4   | 53-62  | 9-11-5  | 66  | 3/11 | @ Philadelphia | 2-1   | 163-168 | 29-24-13 |
| 26  | 11/29 | @ Carolina     | 5-2   | 58-64  | 10-11-5 | 67  | 3/14 | @ Florida      | 3-5   | 166-173 | 29-25-13 |
| 27  | 11/30 | Buffalo        | 1-0*  | 59-64  | 11-11-5 | 68  | 3/15 | @ Tampa Bay    | 0-3   | 166-176 | 29-26-13 |
| 28  | 12/2  | @ Montreal     | 2-3   | 61-67  | 11-12-5 | 69  | 3/18 | Boston         | 2-4   | 168-180 | 29-27-13 |
| 29  | 12/4  | Montreal       | 3-4^  | 64-71  | 11-12-6 | 70  | 3/20 | Minnesota      | 4-3*  | 172-183 | 30-27-13 |
| 30  | 12/6  | Detroit        | 1-3   | 65-74  | 11-13-6 | 71  | 3/22 | NY Rangers     | 0-2   | 172-185 | 30-28-13 |
| 31  | 12/7  | @ NY Rangers   | 4-3*  | 69-77  | 12-13-6 | 72  | 3/23 | Toronto        | 3-2   | 175-187 | 31-28-13 |
| 32  | 12/10 | @ Columbus     | 4-5   | 73-82  | 12-14-6 | 73  | 3/27 | Phoenix        | 2-3^  | 177-190 | 31-28-14 |
| 33  | 12/13 | @ Pittsburgh   | 2-3   | 75-85  | 12-15-6 | 74  | 3/29 | @ NY Islanders | 1-2^  | 178-192 | 31-28-15 |
| 34  | 12/14 | Tampa Bay      | 3-0   | 78-85  | 13-15-6 | 75  | 3/31 | Florida        | 6-3   | 184-195 | 32-28-15 |
| 35  | 12/18 | Ottawa         | 5-2   | 83-87  | 14-15-6 | 76  | 4/1  | @ Buffalo      | 2-3^  | 186-198 | 32-28-16 |
| 36  | 12/20 | Anaheim        | 2-3*  | 85-90  | 14-15-7 | 77  | 4/4  | Washington     | 2-1   | 188-199 | 33-28-16 |
| 37  | 12/21 | @ Washington   | 5-4*  | 90-94  | 15-15-7 | 78  | 4/5  | @ Carolina     | 3-1   | 191-200 | 34-28-16 |
| 38  | 12/23 | @ Chicago      | 2-5   | 92-99  | 15-16-7 | 79  | 4/7  | Calgary        | 0-1   | 191-201 | 34-29-16 |
| 39  | 12/27 | Columbus       | 1-2^  | 93-101 | 15-16-8 | 80  | 4/10 | @ Ottawa       | 1-2^  | 192-203 | 34-29-17 |
| 40  | 12/28 | @ NY Islanders | 2-1   | 95-102 | 16-16-8 | 81  | 4/11 | NY Islanders   | 2-3^  | 194-206 | 34-29-18 |
| 41  | 12/31 | Pittsburgh     | 2-1   | 97-103 | 17-16-8 | 82  | 4/13 | Boston         | 3-2   | 197-208 | 35-29-18 |

\* Denotes overtime  
 ^ Denotes shootout  
 # At Yankee Stadium, Bronx, NY.

(32-36-14, 78 Pts., 7th Place, Metropolitan Division)

**SCORING**

| Player             | GP | G  | A  | PTS | PIM | +/- | PP | GW | Player           | GP | G | A | PTS | PIM | +/- | PP | GW |
|--------------------|----|----|----|-----|-----|-----|----|----|------------------|----|---|---|-----|-----|-----|----|----|
| Adam Henrique      | 75 | 16 | 27 | 43  | 34  | 6-  | 5  | 3  | Jacob Josefson   | 62 | 6 | 5 | 11  | 24  | E   | 0  | 1  |
| Michael Cammalleri | 68 | 27 | 15 | 42  | 28  | 2   | 9  | 8  | Dainius Zubrus   | 74 | 4 | 6 | 10  | 42  | 9-  | 0  | 1  |
| Patrik Elias       | 69 | 13 | 21 | 34  | 12  | 20- | 5  | 1  | Damien Brunner   | 17 | 2 | 5 | 7   | 8   | 1-  | 0  | 0  |
| Scott Gomez        | 58 | 7  | 27 | 34  | 23  | 10- | 0  | 1  | Peter Harrold    | 43 | 3 | 2 | 5   | 4   | 10- | 0  | 0  |
| Steve Bernier      | 67 | 16 | 16 | 32  | 28  | 2   | 4  | 2  | Ryane Clowe      | 13 | 1 | 3 | 4   | 4   | 1-  | 0  | 0  |
| Jaromir Jagr       | 57 | 11 | 18 | 29  | 42  | 10- | 2  | 3  | Mark Fraser      | 34 | 0 | 4 | 4   | 55  | 2   | 0  | 0  |
| Travis Zajac       | 74 | 11 | 14 | 25  | 29  | 3-  | 4  | 0  | Bryce Salvador   | 15 | 0 | 2 | 2   | 20  | 5-  | 0  | 0  |
| Adam Larsson       | 64 | 3  | 21 | 24  | 34  | 2   | 0  | 1  | Tim Sestito      | 15 | 0 | 2 | 2   | 33  | 1-  | 0  | 0  |
| Marek Zidlicky     | 63 | 4  | 19 | 23  | 42  | 7-  | 3  | 0  | Seth Helgeson    | 22 | 0 | 2 | 2   | 18  | 4   | 0  | 0  |
| Andy Greene        | 82 | 3  | 19 | 22  | 20  | 1   | 0  | 1  | Cory Schneider   | 69 | 0 | 2 | 2   | 0   | -   | 0  | 0  |
| Michael Ryder      | 47 | 6  | 13 | 19  | 30  | 1-  | 0  | 0  | Reid Boucher     | 11 | 1 | 0 | 1   | 0   | 4-  | 0  | 0  |
| Eric Gelinas       | 61 | 6  | 13 | 19  | 42  | 2-  | 3  | 2  | Stefan Matteau   | 7  | 1 | 0 | 1   | 4   | E   | 0  | 0  |
| Damon Severson     | 51 | 5  | 12 | 17  | 22  | 13- | 0  | 0  | Joe Whitney      | 4  | 1 | 0 | 1   | 0   | 1-  | 0  | 0  |
| Jordin Tootoo      | 68 | 10 | 5  | 15  | 72  | 1   | 1  | 1  | Mike Siso        | 10 | 0 | 1 | 1   | 2   | 2-  | 0  | 0  |
| Martin Havlat      | 40 | 5  | 9  | 14  | 10  | 11- | 3  | 1  | Raman Hrabarenka | 1  | 0 | 0 | 0   | 0   | 1   | 0  | 0  |
| Jon Merrill        | 66 | 2  | 12 | 14  | 24  | 14- | 2  | 0  | Scott Clemmensen | 3  | 0 | 0 | 0   | 0   | -   | 0  | 0  |
| Tuomo Ruutu        | 77 | 7  | 6  | 13  | 28  | 3-  | 0  | 0  | Keith Kinkaid    | 19 | 0 | 0 | 0   | 0   | -   | 0  | 0  |
| Stephen Gionta     | 61 | 5  | 8  | 13  | 12  | 4   | 0  | 1  |                  |    |   |   |     |     |     |    |    |

**GOALTENDERS**

|                  | GP | MIN  | GA  | EN | SO | AVG  | W  | L  | OT | SA   | SAV% |
|------------------|----|------|-----|----|----|------|----|----|----|------|------|
| Cory Schneider   | 69 | 3924 | 140 | 12 | 5  | 2.26 | 26 | 31 | 9  | 1982 | .925 |
| Keith Kinkaid    | 19 | 925  | 40  | 1  | 0  | 2.59 | 6  | 5  | 4  | 469  | .915 |
| Scott Clemmensen | 3  | 102  | 8   | 0  | 0  | 4.71 | 0  | 0  | 1  | 54   | .852 |

**RESULTS**

| GM# | Date  | Opponent       | Score | GF-GA  | Record  | GM# | Date | Opponent      | Score | GF-GA   | Record   |
|-----|-------|----------------|-------|--------|---------|-----|------|---------------|-------|---------|----------|
| 1   | 10/9  | @ Philadelphia | 6-4   | 6-4    | 1-0-0   | 42  | 1/6  | Buffalo       | 4-1   | 94-118  | 15-20-7  |
| 2   | 10/11 | @ Florida      | 5-1   | 11-5   | 2-0-0   | 43  | 1/8  | @ Boston      | 0-3   | 94-121  | 15-21-7  |
| 3   | 10/14 | @ Tampa Bay    | 2-1   | 13-6   | 3-0-0   | 44  | 1/9  | NY Islanders  | 2-3*  | 96-124  | 15-21-8  |
| 4   | 10/16 | @ Washington   | 2-6   | 15-12  | 3-1-0   | 45  | 1/14 | @ Los Angeles | 5-3   | 11-127  | 16-21-8  |
| 5   | 10/18 | San Jose       | 2-4   | 17-16  | 3-2-0   | 46  | 1/16 | @ Anaheim     | 1-5   | 12-133  | 16-22-8  |
| 6   | 10/21 | NY Rangers     | 3-4*  | 20-20  | 3-2-1   | 47  | 1/19 | @ San Jose    | 5-2   | 17-135  | 17-22-8  |
| 7   | 10/24 | Dallas         | 2-3^  | 22-23  | 3-2-2   | 48  | 1/28 | Toronto       | 2-1^  | 19-136  | 18-22-8  |
| 8   | 10/25 | @ Ottawa       | 3-2*  | 25-25  | 4-2-2   | 49  | 1/30 | Pittsburgh    | 1-2*  | 110-138 | 18-22-9  |
| 9   | 10/28 | @ Pittsburgh   | 3-8   | 28-33  | 4-3-2   | 50  | 1/31 | Florida       | 3-1   | 113-139 | 19-22-9  |
| 10  | 10/30 | Winnipeg       | 2-1^  | 30-34  | 5-3-2   | 51  | 2/3  | Ottawa        | 2-1   | 115-140 | 20-22-9  |
| 11  | 11/1  | Columbus       | 3-2   | 33-36  | 6-3-2   | 52  | 2/6  | Toronto       | 4-1   | 119-141 | 21-22-9  |
| 12  | 11/4  | St. Louis      | 0-1   | 33-37  | 6-4-2   | 53  | 2/7  | @ Montreal    | 2-6   | 121-147 | 21-23-9  |
| 13  | 11/6  | @ St. Louis    | 3-4   | 36-41  | 6-5-2   | 54  | 2/9  | Edmonton      | 1-2   | 122-149 | 21-24-9  |
| 14  | 11/7  | @ Detroit      | 2-4   | 38-45  | 6-6-2   | 55  | 2/13 | @ Chicago     | 1-3   | 123-152 | 21-25-9  |
| 15  | 11/10 | @ Boston       | 2-4   | 40-49  | 6-7-2   | 56  | 2/14 | @ Nashville   | 1-3   | 124-155 | 21-26-9  |
| 16  | 11/11 | Minnesota      | 3-1   | 43-50  | 7-7-2   | 57  | 2/17 | Buffalo       | 2-1^  | 126-156 | 22-26-9  |
| 17  | 11/14 | @ Washington   | 1-0   | 44-50  | 8-7-2   | 58  | 2/20 | Vancouver     | 4-2   | 130-158 | 23-26-9  |
| 18  | 11/15 | Colorado       | 2-3   | 46-53  | 8-8-2   | 59  | 2/21 | Carolina      | 3-1   | 133-160 | 24-26-9  |
| 19  | 11/18 | @ Winnipeg     | 1-3   | 47-56  | 8-9-2   | 60  | 2/23 | Arizona       | 3-0   | 136-160 | 25-26-9  |
| 20  | 11/21 | @ Edmonton     | 2-0   | 49-56  | 9-9-2   | 61  | 2/25 | Calgary       | 1-3   | 137-163 | 25-27-9  |
| 21  | 11/22 | @ Calgary      | 4-5^  | 53-61  | 9-9-3   | 62  | 2/27 | Boston        | 2-3*  | 139-166 | 25-27-10 |
| 22  | 11/25 | @ Vancouver    | 0-2   | 53-63  | 9-10-3  | 63  | 2/28 | @ Columbus    | 2-0   | 141-166 | 26-27-10 |
| 23  | 11/28 | Detroit        | 4-5^  | 57-68  | 9-10-4  | 64  | 3/3  | Nashville     | 3-1   | 144-167 | 27-27-10 |
| 24  | 11/29 | @ NY Islanders | 1-3   | 58-71  | 9-11-4  | 65  | 3/6  | Columbus      | 2-3   | 146-170 | 27-28-10 |
| 25  | 12/2  | @ Pittsburgh   | 0-1   | 58-72  | 9-12-4  | 66  | 3/8  | Philadelphia  | 5-2   | 151-172 | 28-28-10 |
| 26  | 12/4  | @ Toronto      | 5-3   | 63-75  | 10-12-4 | 67  | 3/10 | @ Minnesota   | 2-6   | 153-178 | 28-29-10 |
| 27  | 12/6  | Washington     | 1-4   | 64-79  | 10-13-4 | 68  | 3/12 | @ Colorado    | 1-2^  | 154-180 | 28-29-11 |
| 28  | 12/8  | @ Carolina     | 2-1   | 66-80  | 11-13-4 | 69  | 3/14 | @ Arizona     | 4-1   | 159-181 | 29-29-11 |
| 29  | 12/9  | Chicago        | 2-3^  | 68-83  | 11-13-5 | 70  | 3/17 | Pittsburgh    | 2-0   | 161-181 | 30-29-11 |
| 30  | 12/11 | @ Philadelphia | 1-4   | 69-87  | 11-14-5 | 71  | 3/20 | @ Buffalo     | 3-1   | 164-182 | 31-29-11 |
| 31  | 12/13 | @ Dallas       | 3-4   | 72-91  | 11-15-5 | 72  | 3/21 | NY Islanders  | 0-3   | 164-185 | 31-30-11 |
| 32  | 12/15 | @ NY Islanders | 2-3^  | 74-94  | 11-15-6 | 73  | 3/23 | Los Angeles   | 1-3   | 165-188 | 31-31-11 |
| 33  | 12/17 | Ottawa         | 0-2   | 74-96  | 11-16-6 | 74  | 3/26 | @ Washington  | 2-3*  | 167-191 | 31-31-12 |
| 34  | 12/19 | Tampa Bay      | 3-2^  | 77-98  | 12-16-6 | 75  | 3/28 | @ Carolina    | 1-3   | 168-194 | 31-32-12 |
| 35  | 12/20 | Washington     | 0-4   | 77-112 | 12-17-6 | 76  | 3/29 | Anaheim       | 1-2   | 169-196 | 31-33-12 |
| 36  | 12/23 | Carolina       | 1-2^  | 78-14  | 12-17-7 | 77  | 3/31 | @ Columbus    | 2-3*  | 171-199 | 31-33-13 |
| 37  | 12/27 | @ NY Rangers   | 1-3   | 79-17  | 12-18-7 | 78  | 4/3  | Montreal      | 3-2^  | 174-21  | 32-33-13 |
| 38  | 12/29 | Pittsburgh     | 3-1   | 82-18  | 13-18-7 | 79  | 4/4  | @ NY Rangers  | 1-6   | 175-27  | 32-34-13 |
| 39  | 12/31 | @ Detroit      | 1-3   | 83-111 | 13-19-7 | 80  | 4/7  | NY Rangers    | 2-4   | 177-211 | 32-35-13 |
| 40  | 1/2   | Montreal       | 2-4   | 85-115 | 13-20-7 | 81  | 4/9  | @ Tampa Bay   | 3-4*  | 180-215 | 32-35-14 |
| 41  | 1/3   | Philadelphia   | 5-2   | 90-117 | 14-20-7 | 82  | 4/11 | @ Florida     | 2-3   | 182-218 | 32-36-14 |

\* Denotes overtime  
^ Denotes shootout

(38-36-8=84 Pts., 7th Place, Metropolitan Division)

**SCORING**

| Player              | GP | G  | A  | PTS | PIM | +/- | PP | GW | Player              | GP | G | A | PTS | PIM | +/- | PP | GW |
|---------------------|----|----|----|-----|-----|-----|----|----|---------------------|----|---|---|-----|-----|-----|----|----|
| Kyle Palmieri       | 82 | 30 | 27 | 57  | 39  | 3   | 11 | 4  | Eric Gelinas        | 34 | 1 | 5 | 6   | 16  | 8   | 1  | 0  |
| Adam Henrique       | 80 | 30 | 20 | 50  | 23  | 10  | 7  | 8  | Jon Merrill         | 47 | 1 | 4 | 5   | 28  | 15  | 0  | 1  |
| Travis Zajac        | 74 | 14 | 28 | 42  | 25  | 3   | 6  | 2  | Mike Siso           | 18 | 3 | 1 | 4   | 4   | 2   | 1  | 0  |
| Lee Stempniak       | 63 | 16 | 25 | 41  | 34  | 3   | 3  | 3  | Jiri Tlusty         | 30 | 2 | 2 | 4   | 6   | 1   | 1  | 0  |
| Michael Cammalleri  | 42 | 14 | 24 | 38  | 18  | 15  | 3  | 1  | Pavel Zacha         | 1  | 0 | 2 | 2   | 0   | 4   | 0  | 0  |
| Damon Severson      | 72 | 1  | 20 | 21  | 32  | 8   | 0  | 0  | Blake Pietila       | 7  | 1 | 1 | 2   | 2   | 0   | 0  | 0  |
| Reid Boucher        | 39 | 8  | 11 | 19  | 6   | 13  | 2  | 4  | Brian O'Neill       | 22 | 0 | 2 | 2   | 8   | 3   | 0  | 0  |
| David Schlemko      | 67 | 6  | 13 | 19  | 16  | 22  | 1  | 3  | Stefan Matteau      | 20 | 1 | 0 | 1   | 13  | 9   | 0  | 0  |
| John Moore          | 73 | 4  | 15 | 19  | 28  | 12  | 1  | 3  | David Warsofsky     | 10 | 0 | 1 | 1   | 2   | 3   | 0  | 0  |
| Adam Larsson        | 82 | 3  | 15 | 18  | 77  | 15  | 0  | 1  | Seth Helgeson       | 19 | 0 | 1 | 1   | 17  | 5   | 0  | 0  |
| Joseph Blandisi     | 41 | 5  | 12 | 17  | 34  | 14  | 4  | 1  | Tuomo Ruutu         | 33 | 0 | 1 | 1   | 8   | 7   | 0  | 0  |
| Tyler Kennedy       | 50 | 3  | 13 | 16  | 14  | 14  | 1  | 0  | Steven Santini      | 1  | 0 | 0 | 0   | 2   | 0   | 0  | 0  |
| Sergey Kalinin      | 78 | 8  | 7  | 15  | 33  | 9   | 3  | 2  | Miles Wood          | 1  | 0 | 0 | 0   | 2   | 0   | 0  | 0  |
| Jacob Josefson      | 58 | 4  | 10 | 14  | 20  | 21  | 3  | 1  | Yann Danis          | 2  | 0 | 0 | 0   | 0   | 0   | 0  | 0  |
| Devante Smith-Pelly | 18 | 8  | 5  | 13  | 8   | 1   | 0  | 2  | Paul Thompson       | 3  | 0 | 0 | 0   | 2   | 0   | 0  | 0  |
| Andy Greene         | 82 | 4  | 9  | 13  | 26  | 7   | 1  | 0  | Marc-Andre Gragnani | 4  | 0 | 0 | 0   | 2   | 2   | 0  | 0  |
| Stephen Gionta      | 82 | 1  | 10 | 11  | 43  | 13  | 0  | 0  | Jim O'Brien         | 4  | 0 | 0 | 0   | 2   | 4   | 0  | 0  |
| Bobby Farnham       | 50 | 8  | 2  | 10  | 92  | 2   | 0  | 0  | Scott Wedgewood     | 4  | 0 | 0 | 0   | 2   | 0   | 0  | 0  |
| Jordin Tootoo       | 66 | 4  | 5  | 9   | 102 | 26  | 2  | 0  | Keith Kinkaid       | 23 | 0 | 0 | 0   | 2   | 0   | 0  | 0  |
| Patrik Elias        | 16 | 2  | 6  | 8   | 10  | 5   | 0  | 0  | Cory Schneider      | 58 | 0 | 0 | 0   | 0   | 0   | 0  | 0  |

**GOALTENDERS**

|                 | GP | MIN  | GA  | EN | SO | AVG  | W  | L  | OT | SA   | SAV%  |
|-----------------|----|------|-----|----|----|------|----|----|----|------|-------|
| Cory Schneider  | 58 | 3412 | 122 | 6  | 4  | 2.15 | 27 | 25 | 6  | 1597 | 0.924 |
| Keith Kinkaid   | 23 | 1240 | 58  | 7  | 2  | 2.81 | 9  | 9  | 1  | 605  | 0.904 |
| Scott Wedgewood | 4  | 241  | 5   | 0  | 1  | 1.24 | 2  | 1  | 1  | 116  | 0.957 |
| Yann Danis      | 2  | 51   | 4   | 0  | 0  | 4.71 | 0  | 1  | 0  | 18   | 0.778 |

**RESULTS**

| GM# | Date  | Opponent       | Score | GF-GA | Record  | GM# | Date  | Opponent       | Score | GF-GA   | Record  |
|-----|-------|----------------|-------|-------|---------|-----|-------|----------------|-------|---------|---------|
| 1   | 10/09 | Winnipeg       | 1-3   | 1-3   | 0-1-0   | 42  | 01/08 | Boston         | 1-4   | 95-101  | 20-17-5 |
| 2   | 10/10 | @ Washington   | 3-5   | 4-8   | 0-2-0   | 43  | 01/10 | @ Minnesota    | 2-1   | 97-102  | 21-17-5 |
| 3   | 10/13 | Nashville      | 1-3   | 5-11  | 0-3-0   | 44  | 01/12 | @ St Louis     | 2-5   | 99-107  | 21-18-5 |
| 4   | 10/16 | San Jose       | 1-2^A | 6-13  | 0-3-1   | 45  | 01/14 | @ Colorado     | 0-3   | 99-110  | 21-19-5 |
| 5   | 10/18 | @ NY Rangers   | 2-1*  | 8-14  | 1-3-1   | 46  | 01/16 | @ Arizona      | 2-0   | 101-110 | 22-19-5 |
| 6   | 10/20 | Arizona        | 3-2*  | 11-16 | 2-3-1   | 47  | 01/19 | Calgary        | 4-2   | 105-112 | 23-19-5 |
| 7   | 10/22 | @ Ottawa       | 5-4^A | 16-20 | 3-3-1   | 48  | 01/21 | Ottawa         | 6-3   | 111-115 | 24-19-5 |
| 8   | 10/24 | @ Buffalo      | 4-3   | 20-23 | 4-3-1   | 49  | 01/23 | @ Winnipeg     | 3-1   | 114-116 | 25-19-5 |
| 9   | 10/27 | Columbus       | 1-3   | 21-26 | 4-4-1   | 50  | 01/26 | @ Pittsburgh   | 0-2   | 114-118 | 25-20-5 |
| 10  | 10/29 | @ Philadelphia | 4-1   | 25-27 | 5-4-1   | 51  | 02/02 | NY Rangers     | 3-2   | 117-120 | 26-20-5 |
| 11  | 10/31 | NY Islanders   | 3-2^A | 28-29 | 6-4-1   | 52  | 02/04 | @ Toronto      | 2-3^A | 119-123 | 26-20-6 |
| 12  | 11/03 | @ NY Islanders | 1-2   | 29-31 | 6-5-1   | 53  | 02/06 | Washington     | 2-3^A | 121-126 | 26-20-7 |
| 13  | 11/06 | Chicago        | 4-2   | 33-33 | 7-5-1   | 54  | 02/08 | @ NY Rangers   | 1-2   | 122-128 | 26-21-7 |
| 14  | 11/08 | Vancouver      | 4-3*  | 37-36 | 8-5-1   | 55  | 02/09 | Edmonton       | 2-1   | 124-129 | 27-21-7 |
| 15  | 11/10 | St Louis       | 0-2   | 37-38 | 8-6-1   | 56  | 02/13 | @ Philadelphia | 2-1^A | 126-130 | 28-21-7 |
| 16  | 11/12 | @ Chicago      | 3-2   | 40-40 | 9-6-1   | 57  | 02/14 | Los Angeles    | 1-0   | 127-130 | 29-21-7 |
| 17  | 11/14 | Pittsburgh     | 4-0   | 44-40 | 10-6-1  | 58  | 02/16 | Philadelphia   | 3-6   | 130-136 | 29-22-7 |
| 18  | 11/17 | @ Calgary      | 2-3   | 46-43 | 10-7-1  | 59  | 02/19 | NY Islanders   | 0-1   | 130-137 | 29-23-7 |
| 19  | 11/20 | @ Edmonton     | 1-5   | 47-48 | 10-8-1  | 60  | 02/20 | @ Washington   | 3-4   | 133-141 | 29-24-7 |
| 20  | 11/22 | @ Vancouver    | 3-2   | 50-50 | 11-8-1  | 61  | 02/23 | NY Rangers     | 5-2   | 138-143 | 30-24-7 |
| 21  | 11/25 | Columbus       | 1-2   | 51-52 | 11-9-1  | 62  | 02/25 | @ Columbus     | 1-6   | 139-149 | 30-25-7 |
| 22  | 11/27 | Montreal       | 2-3^A | 53-55 | 11-9-2  | 63  | 02/26 | Tampa Bay      | 0-4   | 139-153 | 30-26-7 |
| 23  | 11/28 | @ Montreal     | 3-2*  | 56-57 | 12-9-2  | 64  | 03/03 | Carolina       | 1-3   | 140-156 | 30-27-7 |
| 24  | 12/01 | Colorado       | 1-2   | 57-59 | 12-10-2 | 65  | 03/05 | @ Nashville    | 5-4*  | 145-160 | 31-27-7 |
| 25  | 12/03 | @ Carolina     | 5-1   | 62-60 | 13-10-2 | 66  | 03/04 | @ Dallas       | 2-4   | 147-164 | 31-28-7 |
| 26  | 12/04 | Philadelphia   | 3-4*  | 65-64 | 13-10-3 | 67  | 03/06 | Pittsburgh     | 1-6   | 148-170 | 31-29-7 |
| 27  | 12/06 | Florida        | 4-2   | 69-66 | 14-10-3 | 68  | 03/10 | @ San Jose     | 3-0   | 151-170 | 32-29-7 |
| 28  | 12/08 | @ Toronto      | 2-3^A | 71-69 | 14-10-4 | 69  | 03/12 | @ Los Angeles  | 2-1*  | 153-171 | 33-29-7 |
| 29  | 12/11 | Detroit        | 3-2*  | 74-71 | 15-10-4 | 70  | 03/14 | @ Anaheim      | 1-7   | 154-178 | 33-30-7 |
| 30  | 12/13 | @ NY Islanders | 0-4   | 74-75 | 15-11-4 | 71  | 03/17 | Minnesota      | 7-4   | 161-182 | 34-30-7 |
| 31  | 12/15 | @ Buffalo      | 2-0   | 76-75 | 16-11-4 | 72  | 03/19 | @ Columbus     | 3-6   | 164-188 | 34-31-7 |
| 32  | 12/17 | Florida        | 1-5   | 77-80 | 16-12-4 | 73  | 03/20 | Columbus       | 2-1   | 166-189 | 35-31-7 |
| 33  | 12/19 | Anaheim        | 1-2   | 78-82 | 16-13-4 | 74  | 03/24 | @ Pittsburgh   | 3-0   | 169-189 | 36-31-7 |
| 34  | 12/20 | @ Boston       | 1-2^A | 79-84 | 16-13-5 | 75  | 03/25 | Washington     | 0-1*  | 169-190 | 36-31-8 |
| 35  | 12/22 | @ Detroit      | 4-3   | 83-87 | 17-13-5 | 76  | 03/27 | @ Carolina     | 2-3   | 171-193 | 36-32-8 |
| 36  | 12/26 | @ Carolina     | 1-3   | 84-90 | 17-14-5 | 77  | 03/29 | Boston         | 2-1   | 173-194 | 37-32-8 |
| 37  | 12/29 | Carolina       | 3-2   | 87-92 | 18-14-5 | 78  | 03/31 | @ Florida      | 2-3   | 175-197 | 37-33-8 |
| 38  | 12/30 | @ Ottawa       | 3-0   | 90-92 | 19-14-5 | 79  | 04/02 | @ Tampa Bay    | 1-3   | 176-200 | 37-34-8 |
| 39  | 01/02 | Dallas         | 3-2*  | 93-94 | 20-14-5 | 80  | 04/05 | Buffalo        | 1-3   | 177-203 | 37-35-8 |
| 40  | 01/04 | Detroit        | 0-1   | 93-95 | 20-15-5 | 81  | 04/07 | Tampa Bay      | 2-4   | 179-207 | 37-36-8 |
| 41  | 01/06 | @ Montreal     | 1-2   | 94-97 | 20-16-5 | 82  | 04/09 | Toronto        | 5-1   | 184-208 | 38-36-8 |

\* Denotes overtime  
^ Denotes shootout

(28-40-14=70 Pts., 8th Place, Metropolitan Division)

**SCORING**

| Player              | GP | G  | A  | PTS | PIM | +/- | PP | GW | Player           | GP | G | A | PTS | PIM | +/- | PP | GW |
|---------------------|----|----|----|-----|-----|-----|----|----|------------------|----|---|---|-----|-----|-----|----|----|
| Kyle Palmieri       | 80 | 26 | 27 | 53  | 46  | 2   | 8  | 3  | Ben Lovejoy      | 82 | 1 | 6 | 7   | 39  | 7-  | 0  | 1  |
| Taylor Hall         | 72 | 20 | 33 | 53  | 32  | 9-  | 7  | 4  | Jon Merrill      | 51 | 1 | 5 | 6   | 24  | 9-  | 0  | 0  |
| Travis Zajac        | 80 | 14 | 31 | 45  | 33  | 8-  | 6  | 1  | Yohann Auviv     | 25 | 2 | 2 | 4   | 2   | 1   | 0  | 0  |
| Adam Henrique       | 82 | 20 | 20 | 40  | 38  | 20- | 6  | 2  | Sergey Kalinin   | 43 | 2 | 2 | 4   | 15  | 14- | 0  | 0  |
| Michael Cammalleri  | 61 | 10 | 21 | 31  | 21  | 9-  | 1  | 3  | John Quenneville | 12 | 1 | 3 | 4   | 2   | 1   | 1  | 0  |
| Damon Severson      | 80 | 3  | 28 | 31  | 58  | 31- | 0  | 1  | Vernon Fiddler   | 39 | 1 | 2 | 3   | 29  | 11- | 0  | 0  |
| P.A Parenteau       | 59 | 13 | 14 | 27  | 35  | 16- | 4  | 2  | Karl Stollery    | 11 | 0 | 3 | 3   | 13  | 5-  | 0  | 0  |
| Pavel Zacha         | 70 | 8  | 16 | 24  | 19  | 17- | 5  | 2  | Dalton Prout     | 14 | 0 | 3 | 3   | 30  | 5-  | 0  | 0  |
| John Moore          | 63 | 12 | 10 | 22  | 39  | 7-  | 1  | 1  | Blake Coleman    | 23 | 1 | 1 | 2   | 27  | 7-  | 0  | 0  |
| Beau Bennett        | 65 | 8  | 11 | 19  | 20  | 3-  | 1  | 1  | Reid Boucher     | 9  | 0 | 2 | 2   | 0   | 0   | 0  | 0  |
| Miles Wood          | 60 | 8  | 9  | 17  | 86  | 21- | 2  | 0  | Seth Helgeson    | 9  | 1 | 0 | 1   | 15  | 2   | 0  | 0  |
| Andy Greene         | 66 | 4  | 9  | 13  | 8   | 16- | 1  | 1  | Blake Pietila    | 10 | 0 | 1 | 1   | 4   | 5-  | 0  | 0  |
| Kyle Quincey        | 53 | 4  | 8  | 12  | 39  | 4   | 0  | 0  | Keith Kinkaid    | 26 | 0 | 1 | 1   | 0   | -   | 0  | 0  |
| Jacob Josefson      | 38 | 1  | 9  | 10  | 16  | 1-  | 0  | 0  | Ben Thomson      | 3  | 0 | 0 | 0   | 4   | 4-  | 0  | 0  |
| Devante Smith-Pelly | 53 | 4  | 5  | 9   | 12  | 19- | 0  | 0  | Blake Speers     | 3  | 0 | 0 | 0   | 0   | 0   | 0  | 0  |
| Joseph Blandisi     | 27 | 3  | 6  | 9   | 26  | 10- | 1  | 2  | Kevin Rooney     | 4  | 0 | 0 | 0   | 4   | 3-  | 0  | 0  |
| Stefan Noesen       | 32 | 6  | 2  | 8   | 22  | 4   | 0  | 0  | Michael Kapla    | 5  | 0 | 0 | 0   | 0   | 1-  | 0  | 0  |
| Nick Lappin         | 43 | 4  | 3  | 7   | 17  | 17- | 0  | 0  | Luke Gazdic      | 11 | 0 | 0 | 0   | 12  | 2-  | 0  | 0  |
| Steven Santini      | 38 | 2  | 5  | 7   | 14  | 6-  | 0  | 0  | Cory Schneider   | 60 | 0 | 0 | 0   | 0   | -   | 0  | 0  |

**GOALTENDERS**

|                | GP | MIN  | GA  | EN | SO | AVG  | W  | L  | OT | SA   | SAV%  |
|----------------|----|------|-----|----|----|------|----|----|----|------|-------|
| Keith Kinkaid  | 26 | 1476 | 65  | 4  | 1  | 2.64 | 8  | 13 | 3  | 778  | 0.916 |
| Cory Schneider | 60 | 3473 | 163 | 9  | 2  | 2.82 | 20 | 27 | 11 | 1781 | 0.908 |

**RESULTS**

| GM# | Date  | Opponent      | Score | GF-GA  | Record  | GM# | Date  | Opponent       | Score | GF-GA   | Record   |
|-----|-------|---------------|-------|--------|---------|-----|-------|----------------|-------|---------|----------|
| 1   | 10/13 | @ Florida     | 1-2   | 1-2    | 0-0-1   | 42  | 01/09 | Florida        | 0-3   | 95-124  | 16-18-8  |
| 2   | 10/15 | @ Tampa Bay   | 2-3   | 3-5    | 0-1-1   | 43  | 01/12 | @ Edmonton     | 2-3*  | 97-127  | 16-18-9  |
| 3   | 10/18 | Anaheim       | 2-1   | 5-6    | 1-1-1   | 44  | 01/13 | @ Calgary      | 2-1   | 99-128  | 17-18-9  |
| 4   | 10/20 | @ Boston      | 1-2   | 6-8    | 1-2-1   | 45  | 01/15 | @ Vancouver    | 2-1*  | 101-129 | 18-18-9  |
| 5   | 10/22 | Minnesota     | 2-1*  | 8-9    | 2-2-1   | 46  | 01/17 | @ Minnesota    | 4-3   | 105-132 | 19-18-9  |
| 6   | 10/25 | Arizona       | 3-1   | 13-12  | 3-2-1   | 47  | 01/20 | Montreal       | 1-3   | 106-135 | 19-19-9  |
| 7   | 10/28 | Chicago       | 2-3*  | 15-15  | 3-2-2   | 48  | 01/21 | @ Philadelphia | 4-1   | 110-136 | 20-19-9  |
| 8   | 10/29 | Tampa Bay     | 3-1   | 18-16  | 4-2-2   | 49  | 01/24 | Los Angeles    | 1-3   | 111-139 | 20-20-9  |
| 9   | 11/03 | @ Florida     | 3-4*  | 21-20  | 4-2-3   | 50  | 01/26 | Washington     | 2-5   | 113-144 | 20-21-9  |
| 10  | 11/05 | @ Tampa Bay   | 1-4   | 22-24  | 4-3-3   | 51  | 01/31 | @ Detroit      | 4-3   | 117-147 | 21-21-9  |
| 11  | 11/06 | @ Carolina    | 4-1   | 26-25  | 5-3-3   | 52  | 02/03 | Calgary        | 3-4*  | 120-151 | 21-21-10 |
| 12  | 11/08 | Carolina      | 3-2^  | 29-27  | 6-3-3   | 53  | 02/04 | @ Columbus     | 5-1   | 125-152 | 22-21-10 |
| 13  | 11/11 | @ Buffalo     | 2-1*  | 31-28  | 7-3-3   | 54  | 02/06 | Buffalo        | 2-1   | 127-153 | 23-21-10 |
| 14  | 11/12 | Buffalo       | 4-2   | 35-30  | 8-3-3   | 55  | 02/12 | San Jose       | 1-4   | 128-157 | 23-22-10 |
| 15  | 11/15 | @ Dallas      | 2-1*  | 37-31  | 9-3-3   | 56  | 02/14 | Colorado       | 3-2   | 131-159 | 24-22-10 |
| 16  | 11/17 | @ Anaheim     | 2-3   | 39-34  | 9-4-3   | 57  | 02/16 | Ottawa         | 0-3   | 131-162 | 24-23-10 |
| 17  | 11/19 | @ Los Angeles | 2-4   | 41-38  | 9-5-3   | 58  | 02/18 | NY Islanders   | 3-2   | 134-164 | 25-23-10 |
| 18  | 11/21 | @ San Jose    | 0-4   | 41-42  | 9-6-3   | 59  | 02/19 | @ NY Islanders | 4-6   | 138-170 | 25-24-10 |
| 29  | 11/23 | Toronto       | 5-4^  | 46-46  | 10-6-3  | 60  | 02/21 | Ottawa         | 1-2   | 139-172 | 25-25-10 |
| 20  | 11/25 | Detroit       | 4-5*  | 50-51  | 10-6-4  | 61  | 02/25 | NY Rangers     | 3-4*  | 142-176 | 25-25-11 |
| 21  | 11/26 | @ Pittsburgh  | 3-4^  | 53-55  | 10-6-5  | 62  | 02/27 | Montreal       | 3-4*  | 145-180 | 25-25-12 |
| 22  | 11/29 | @ Winnipeg    | 2-3   | 55-58  | 10-7-5  | 63  | 03/02 | @ Washington   | 0-1   | 145-181 | 25-26-12 |
| 23  | 12/01 | @ Chicago     | 3-4*  | 58-62  | 10-7-6  | 64  | 03/04 | @ Boston       | 2-3   | 147-184 | 25-27-12 |
| 24  | 12/03 | @ Nashville   | 5-4*  | 63-66  | 11-7-6  | 65  | 03/05 | Columbus       | 0-3   | 147-187 | 25-28-12 |
| 25  | 12/06 | Vancouver     | 3-2   | 66-68  | 12-7-6  | 66  | 03/07 | @ Columbus     | 0-2   | 147-189 | 25-29-12 |
| 26  | 12/08 | @ Montreal    | 2-5   | 68-73  | 12-8-6  | 67  | 03/09 | @ Colorado     | 2-3   | 149-192 | 25-30-12 |
| 27  | 12/09 | St. Louis     | 1-4   | 69-77  | 12-9-6  | 68  | 03/11 | @ Arizona      | 4-5   | 153-197 | 25-31-12 |
| 28  | 12/11 | @ NY Rangers  | 0-5   | 69-82  | 12-10-6 | 69  | 03/16 | Philadelphia   | 6-2   | 159-199 | 26-31-12 |
| 29  | 12/15 | @ St. Louis   | 2-5   | 71-87  | 12-11-6 | 70  | 03/17 | @ Pittsburgh   | 4-6   | 163-205 | 26-32-12 |
| 30  | 12/17 | @ Ottawa      | 1-3   | 72-90  | 12-12-6 | 71  | 03/19 | Columbus       | 1-4   | 164-209 | 26-33-12 |
| 31  | 12/18 | @ NY Rangers  | 2-3^  | 74-93  | 12-12-7 | 72  | 03/21 | NY Rangers     | 3-2*  | 167-211 | 27-33-12 |
| 32  | 12/20 | Nashville     | 1-5   | 75-98  | 12-13-7 | 73  | 03/23 | @ Toronto      | 2-4   | 169-215 | 27-34-12 |
| 33  | 12/22 | Philadelphia  | 4-0   | 79-98  | 13-13-7 | 74  | 03/25 | Carolina       | 1-3   | 170-218 | 27-35-12 |
| 34  | 12/23 | @ Pittsburgh  | 1-4   | 80-102 | 13-14-7 | 75  | 03/26 | Dallas         | 1-2*  | 171-220 | 27-35-13 |
| 35  | 12/27 | Pittsburgh    | 2-5   | 82-107 | 13-15-7 | 76  | 03/28 | Winnipeg       | 3-4^  | 174-224 | 27-35-14 |
| 36  | 12/29 | @ Washington  | 2-1^  | 84-108 | 14-15-7 | 77  | 03/31 | @ NY Islanders | 1-2   | 175-226 | 27-36-14 |
| 37  | 12/31 | Washington    | 2-6   | 86-114 | 14-16-7 | 78  | 04/01 | @ Philadelphia | 0-3   | 175-229 | 27-37-14 |
| 38  | 01/02 | Boston        | 3-0   | 89-114 | 15-16-7 | 79  | 04/04 | Philadelphia   | 1-0*  | 176-229 | 28-37-14 |
| 39  | 01/03 | @ Carolina    | 3-1   | 92-115 | 16-16-7 | 80  | 04/06 | Pittsburgh     | 4-7   | 180-236 | 28-38-14 |
| 40  | 01/06 | Toronto       | 2-4   | 94-119 | 16-17-7 | 81  | 04/08 | NY Islanders   | 2-4   | 182-240 | 28-39-14 |
| 41  | 01/07 | Edmonton      | 1-2*  | 95-121 | 16-17-8 | 82  | 04/09 | @ Detroit      | 1-4   | 183-244 | 28-40-14 |

\* Denotes overtime  
^ Denotes shootout

(44-29-9=97 Pts., 4th Place, Metropolitan Division)

**SCORING**

| Player           | GP | G  | A  | PTS | PIM | +/- | PP | GW | Player           | GP | G | A  | PTS | PIM | +/- | PP | GW |
|------------------|----|----|----|-----|-----|-----|----|----|------------------|----|---|----|-----|-----|-----|----|----|
| Taylor Hall      | 76 | 39 | 53 | 93  | 34  | 14  | 13 | 7  | Adam Henrique    | 24 | 4 | 10 | 14  | 6   | 6-  | 0  | 0  |
| Nico Hischier    | 82 | 20 | 32 | 52  | 26  | 10  | 1  | 2  | Andy Greene      | 81 | 3 | 10 | 13  | 21  | 9-  | 1  | 0  |
| Kyle Palmieri    | 62 | 24 | 20 | 44  | 30  | 1-  | 11 | 5  | Pat Maroon       | 17 | 3 | 10 | 13  | 13  | 4-  | 0  | 1  |
| Will Butcher     | 81 | 5  | 39 | 44  | 8   | 1   | 3  | 1  | Steven Santini   | 36 | 2 | 8  | 10  | 21  | 0   | 1  | 0  |
| Jesper Bratt     | 74 | 13 | 22 | 35  | 18  | 16- | 4  | 2  | Jimmy Hayes      | 33 | 3 | 6  | 9   | 6   | 2-  | 0  | 2  |
| Miles Wood       | 76 | 19 | 13 | 32  | 84  | 6-  | 3  | 2  | Ben Lovejoy      | 57 | 2 | 6  | 8   | 25  | 7   | 0  | 0  |
| Sami Vatanen     | 57 | 3  | 25 | 28  | 32  | 1-  | 0  | 0  | Michael Grabner  | 21 | 2 | 3  | 5   | 4   | 0   | 0  | 1  |
| Stefan Noesen    | 72 | 13 | 14 | 27  | 36  | 12  | 0  | 4  | Mirco Mueller    | 28 | 0 | 4  | 4   | 4   | 1   | 0  | 0  |
| Brian Gibbons    | 59 | 12 | 14 | 26  | 20  | 10  | 2  | 3  | Keith Kinkaid    | 41 | 0 | 2  | 2   | 2   | -   | 0  | 0  |
| Travis Zajac     | 63 | 12 | 14 | 26  | 25  | 8-  | 0  | 0  | Nick Lappin      | 6  | 1 | 0  | 1   | 4   | 2   | 0  | 0  |
| Blake Coleman    | 79 | 13 | 12 | 25  | 50  | 7   | 2  | 2  | Ken Appleby      | 3  | 0 | 0  | 0   | 0   | -   | 0  | 0  |
| Pavel Zacha      | 69 | 8  | 17 | 25  | 30  | 3-  | 0  | 0  | Eddie Lack       | 4  | 0 | 0  | 0   | 0   | -   | 0  | 0  |
| Damon Severson   | 76 | 9  | 15 | 24  | 42  | 8   | 5  | 2  | Blake Pietila    | 2  | 0 | 0  | 0   | 0   | 0   | 0  | 0  |
| Brian Boyle      | 69 | 13 | 10 | 23  | 45  | 9-  | 0  | 2  | Dalton Prout     | 4  | 0 | 0  | 0   | 13  | 2-  | 0  | 0  |
| John Moore       | 81 | 7  | 11 | 18  | 47  | 3   | 4  | 2  | John Quenneville | 2  | 0 | 0  | 0   | 0   | 3-  | 0  | 0  |
| Drew Stafford    | 59 | 8  | 7  | 15  | 10  | 20- | 1  | 1  | Kevin Rooney     | 1  | 0 | 0  | 0   | 0   | 0   | 0  | 0  |
| Marcus Johansson | 29 | 5  | 9  | 14  | 14  | 11- | 2  | 0  | Cory Schneider   | 40 | 0 | 0  | 0   | 0   | -   | 0  | 0  |

**GOALTENDERS**

|                | GP | MIN  | GA  | EN | SO | AVG  | W  | L  | OT | SA   | SAV% |
|----------------|----|------|-----|----|----|------|----|----|----|------|------|
| Keith Kinkaid  | 41 | 2298 | 106 | 1  | 1  | 2.77 | 26 | 10 | 3  | 1214 | .913 |
| Cory Schneider | 40 | 2332 | 114 | 3  | 1  | 2.93 | 17 | 16 | 6  | 1228 | .907 |
| Eddie Lack     | 4  | 207  | 11  | 2  | 0  | 3.18 | 1  | 2  | 0  | 113  | .903 |
| Ken Appleby    | 3  | 124  | 3   | 0  | 0  | 1.45 | 0  | 1  | 0  | 55   | .945 |

**RESULTS**

| GM# | Date  | Opponent       | Score | GF-GA   | Record  | GM# | Date  | Opponent       | Score | GF-GA   | Record  |
|-----|-------|----------------|-------|---------|---------|-----|-------|----------------|-------|---------|---------|
| 1   | 10/07 | Colorado       | 4-1   | 4-1     | 1-0-1   | 42  | 01/13 | Philadelphia   | 3-5   | 133-127 | 22-12-8 |
| 2   | 10/09 | @ Buffalo      | 6-2   | 10-3    | 2-0-0   | 43  | 01/16 | @ NY Islanders | 4-1   | 137-128 | 23-12-8 |
| 3   | 10/11 | @ Toronto      | 6-3   | 16-6    | 3-0-0   | 44  | 01/18 | Washington     | 4-3   | 141-131 | 24-12-8 |
| 4   | 10/13 | Washington     | 2-5   | 18-11   | 3-1-0   | 45  | 01/20 | @ Philadelphia | 1-3   | 142-134 | 24-13-8 |
| 5   | 10/14 | @ NY Rangers   | 3-2   | 21-13   | 4-1-0   | 46  | 01/22 | Detroit        | 0-3   | 142-137 | 24-14-8 |
| 6   | 10/17 | Tampa Bay      | 5-4   | 26-17   | 5-1-0   | 47  | 01/23 | @ Boston       | 2-3   | 144-140 | 19-18-9 |
| 7   | 10/19 | @ Ottawa       | 5-4   | 31-21   | 6-1-0   | 48  | 01/25 | Nashville      | 0-3   | 144-143 | 24-16-8 |
| 8   | 10/20 | San Jose       | 0-3   | 31-24   | 6-2-0   | 49  | 01/30 | @ Buffalo      | 3-1   | 147-144 | 25-16-8 |
| 9   | 10/27 | Ottawa         | 5-4   | 36-28   | 7-2-0   | 50  | 02/01 | Philadelphia   | 4-3   | 151-147 | 26-16-8 |
| 10  | 10/28 | Arizona        | 4-3   | 40-31   | 8-2-0   | 51  | 02/03 | Pittsburgh     | 3-1   | 154-148 | 27-16-8 |
| 11  | 11/01 | @ Vancouver    | 2-0   | 26-25   | 9-2-0   | 52  | 02/06 | @ Ottawa       | 3-5   | 157-153 | 27-17-8 |
| 12  | 11/03 | @ Edmonton     | 3-6   | 29-27   | 9-3-0   | 53  | 02/08 | Calgary        | 2-3   | 159-156 | 27-18-8 |
| 13  | 11/05 | @ Calgary      | 4-5   | 49-42   | 9-3-1   | 54  | 02/10 | Columbus       | 1-6   | 160-162 | 27-19-8 |
| 14  | 11/07 | St. Louis      | 1-3   | 35-30   | 9-4-1   | 55  | 02/11 | Boston         | 3-5   | 163-167 | 27-20-8 |
| 15  | 11/09 | Edmonton       | 2-3   | 52-45   | 9-4-2   | 56  | 02/13 | @ Philadelphia | 5-4   | 169-171 | 28-20-8 |
| 16  | 11/11 | Florida        | 2-1   | 54-46   | 10-4-2  | 57  | 02/15 | Carolina       | 5-2   | 174-173 | 29-20-8 |
| 17  | 11/12 | @ Chicago      | 7-5   | 61-51   | 11-4-2  | 58  | 02/17 | @ Tampa Bay    | 4-3   | 178-176 | 30-20-8 |
| 18  | 11/16 | @ Toronto      | 0-1   | 41-42   | 11-4-3  | 59  | 02/18 | Carolina       | 3-2   | 181-178 | 31-20-8 |
| 19  | 11/18 | @ Winnipeg     | 2-5   | 63-57   | 11-5-3  | 60  | 02/20 | Columbus       | 1-2   | 182-180 | 31-21-8 |
| 20  | 11/20 | @ Minnesota    | 4-3   | 50-51   | 12-5-3  | 61  | 02/22 | Minnesota      | 2-4   | 184-184 | 31-22-8 |
| 21  | 11/22 | Boston         | 2-3   | 69-63   | 12-5-4  | 62  | 02/24 | NY Islanders   | 2-1   | 186-185 | 32-22-8 |
| 22  | 11/24 | Vancouver      | 3-2   | 72-65   | 13-5-4  | 63  | 02/27 | @ Pittsburgh   | 3-2   | 189-187 | 33-22-8 |
| 23  | 11/25 | @ Detroit      | 4-3   | 76-68   | 14-5-4  | 64  | 03/01 | @ Florida      | 2-3   | 191-190 | 33-23-8 |
| 24  | 11/27 | Florida        | 2-3   | 78-71   | 14-6-4  | 65  | 03/02 | @ Carolina     | 1-3   | 192-193 | 33-24-8 |
| 25  | 12/01 | @ Colorado     | 2-1   | 80-72   | 15-6-4  | 66  | 03/04 | Vegas          | 2-3   | 194-196 | 33-25-8 |
| 26  | 12/02 | @ Arizona      | 0-5   | 80-77   | 15-7-4  | 67  | 03/06 | Montreal       | 6-4   | 200-200 | 34-25-8 |
| 27  | 12/05 | @ Columbus     | 4-1   | 84-78   | 16-7-4  | 68  | 03/08 | Winnipeg       | 2-3   | 202-203 | 34-26-8 |
| 28  | 12/08 | Columbus       | 3-5   | 87-83   | 16-8-4  | 69  | 03/10 | @ Nashville    | 3-2   | 205-205 | 35-26-8 |
| 29  | 12/09 | @ NY Rangers   | 2-5   | 89-88   | 16-9-4  | 70  | 03/14 | @ Vegas        | 8-3   | 213-208 | 36-26-8 |
| 30  | 12/12 | Los Angeles    | 5-1   | 94-89   | 17-9-4  | 71  | 03/17 | @ Los Angeles  | 3-0   | 216-208 | 37-26-8 |
| 31  | 12/14 | @ Montreal     | 2-3   | 95-91   | 17-9-5  | 72  | 03/18 | @ Anaheim      | 2-4   | 218-212 | 37-27-8 |
| 32  | 12/15 | Dallas         | 5-2   | 100-93  | 18-9-5  | 73  | 03/20 | @ San Jose     | 2-6   | 220-218 | 37-28-8 |
| 33  | 12/18 | Anaheim        | 5-3   | 105-96  | 19-9-5  | 74  | 03/23 | @ Pittsburgh   | 4-3   | 224-221 | 38-28-8 |
| 34  | 12/21 | NY Rangers     | 4-3   | 109-99  | 20-9-5  | 75  | 03/24 | Tampa Bay      | 2-1   | 226-222 | 39-28-8 |
| 35  | 12/23 | Chicago        | 4-1   | 113-100 | 21-9-5  | 76  | 03/27 | Carolina       | 4-3   | 230-225 | 40-28-8 |
| 36  | 12/27 | Detroit        | 3-1   | 116-101 | 22-9-5  | 77  | 03/29 | Pittsburgh     | 3-4   | 233-229 | 40-28-9 |
| 37  | 12/29 | Buffalo        | 3-4   | 119-105 | 22-9-6  | 78  | 03/31 | NY Islanders   | 4-3   | 237-232 | 41-28-9 |
| 38  | 12/30 | @ Washington   | 2-5   | 121-110 | 22-10-6 | 79  | 04/01 | @ Montreal     | 2-1   | 239-233 | 42-28-9 |
| 39  | 01/02 | @ St. Louis    | 2-3   | 123-113 | 22-10-7 | 80  | 04/03 | NY Rangers     | 5-2   | 244-235 | 43-28-9 |
| 40  | 01/04 | @ Dallas       | 3-4   | 126-117 | 22-11-7 | 81  | 04/05 | Toronto        | 2-1   | 246-236 | 44-28-9 |
| 41  | 01/07 | @ NY Islanders | 4-5   | 130-122 | 22-11-8 | 82  | 04/07 | @ Washington   | 3-5   | 249-241 | 44-29-9 |

\* Denotes overtime  
^ Denotes shootout

(31-41-10=72 Pts., 8th Place, Metropolitan Division)

**SCORING**

| Player           | GP | G  | A  | PTS | PIM | +/- | PP | GW | Player              | GP | G | A | PTS | PIM | +/- | PP | GW |
|------------------|----|----|----|-----|-----|-----|----|----|---------------------|----|---|---|-----|-----|-----|----|----|
| Kyle Palmieri    | 74 | 27 | 23 | 50  | 42  | 9-  | 11 | 2  | Ben Lovejoy         | 51 | 2 | 5 | 7   | 33  | 1   | 0  | 0  |
| Nico Hischier    | 69 | 17 | 30 | 47  | 24  | 0   | 3  | 3  | Egor Yakovlev       | 25 | 2 | 5 | 7   | 6   | 6-  | 0  | 0  |
| Travis Zajac     | 80 | 19 | 27 | 46  | 20  | 25- | 5  | 3  | Connor Carrick      | 20 | 1 | 6 | 7   | 6   | 6-  | 0  | 1  |
| Damon Severson   | 82 | 11 | 28 | 39  | 58  | 27- | 3  | 0  | Jean-Sebastien Dea  | 20 | 3 | 2 | 5   | 6   | 1-  | 0  | 1  |
| Taylor Hall      | 33 | 11 | 26 | 37  | 16  | 6-  | 1  | 3  | Kurtis Gabriel      | 22 | 2 | 2 | 4   | 59  | 0   | 0  | 1  |
| Blake Coleman    | 78 | 22 | 14 | 36  | 71  | 19- | 3  | 3  | Steven Santini      | 39 | 1 | 3 | 4   | 16  | 6-  | 0  | 0  |
| Jesper Bratt     | 51 | 8  | 25 | 33  | 6   | 8-  | 1  | 1  | Nathan Bastian      | 7  | 3 | 0 | 3   | 10  | 0   | 0  | 0  |
| Will Butcher     | 78 | 4  | 26 | 30  | 18  | 17- | 1  | 1  | Michael McLeod      | 21 | 0 | 3 | 3   | 13  | 8-  | 0  | 0  |
| Marcus Johansson | 48 | 12 | 15 | 27  | 8   | 15- | 2  | 1  | John Quenneville    | 19 | 1 | 0 | 1   | 4   | 1-  | 0  | 1  |
| Pavel Zacha      | 61 | 13 | 12 | 25  | 15  | 6-  | 4  | 2  | Ryan Murphy         | 1  | 0 | 1 | 1   | 0   | 0   | 0  | 0  |
| Andy Greene      | 82 | 5  | 20 | 25  | 16  | 9-  | 0  | 0  | Blake Pietila       | 19 | 0 | 1 | 1   | 6   | 7-  | 0  | 0  |
| Miles Wood       | 63 | 10 | 14 | 24  | 91  | 10- | 1  | 1  | Eric Tangradi       | 6  | 0 | 1 | 1   | 0   | 3-  | 0  | 0  |
| Brian Boyle      | 47 | 13 | 6  | 19  | 22  | 13- | 6  | 2  | Mackenzie Blackwood | 23 | 0 | 0 | 0   | 0   | -   | 0  | 0  |
| Sami Vatanen     | 50 | 4  | 13 | 17  | 22  | 17- | 3  | 0  | Brandon Gignac      | 1  | 0 | 0 | 0   | 0   | 2-  | 0  | 0  |
| Brett Seney      | 51 | 5  | 8  | 13  | 31  | 14- | 0  | 0  | Eric Gryba          | 10 | 0 | 0 | 0   | 10  | 1-  | 0  | 0  |
| Drew Stafford    | 57 | 5  | 8  | 13  | 18  | 7-  | 1  | 0  | Josh Jacobs         | 1  | 0 | 0 | 0   | 0   | 1-  | 0  | 0  |
| Kenny Agostino   | 27 | 4  | 9  | 13  | 8   | 2-  | 0  | 0  | Keith Kinkaid       | 41 | 0 | 0 | 0   | 0   | -   | 0  | 0  |
| Mirco Mueller    | 53 | 1  | 10 | 11  | 17  | 3-  | 0  | 0  | Nick Lappin         | 11 | 0 | 0 | 0   | 0   | 6-  | 0  | 0  |
| Kevin Rooney     | 41 | 6  | 4  | 10  | 15  | 4-  | 0  | 1  | Cory Schneider      | 26 | 0 | 0 | 0   | 0   | -   | 0  | 0  |
| Stefan Noesen    | 41 | 3  | 5  | 8   | 28  | 19- | 0  | 0  | Colton White        | 3  | 0 | 0 | 0   | 2   | 2-  | 0  | 0  |
| Joey Anderson    | 34 | 4  | 3  | 7   | 6   | 7-  | 0  | 1  |                     |    |   |   |     |     |     |    |    |

**GOALTENDERS**

|                     | GP | MIN  | GA  | EN | SO | AVG  | W  | L  | OT | SA   | SAV% |
|---------------------|----|------|-----|----|----|------|----|----|----|------|------|
| Keith Kinkaid       | 41 | 2302 | 129 | 0  | 3  | 3.36 | 15 | 18 | 6  | 1188 | .891 |
| Cory Schneider      | 23 | 1264 | 55  | 0  | 2  | 2.61 | 10 | 10 | 0  | 669  | .918 |
| Mackenzie Blackwood | 26 | 1372 | 70  | 0  | 1  | 3.06 | 6  | 13 | 4  | 718  | .903 |

**RESULTS**

| GM# | Date  | Opponent       | Score | GF-GA   | Record  | GM# | Date  | Opponent       | Score | GF-GA   | Record   |
|-----|-------|----------------|-------|---------|---------|-----|-------|----------------|-------|---------|----------|
| 1   | 10/06 | Edmonton       | 5-2   | 5-2     | 1-0-0   | 42  | 01/08 | @ Buffalo      | 1-5   | 122-141 | 16-19-7  |
| 2   | 10/11 | Washington     | 6-0   | 11-2    | 2-0-0   | 43  | 01/10 | Toronto        | 2-4   | 124-145 | 16-20-7  |
| 3   | 10/14 | San Jose       | 3-2   | 14-4    | 3-0-0   | 44  | 01/12 | Philadelphia   | 3-2   | 127-147 | 17-20-7  |
| 4   | 10/16 | Dallas         | 3-0   | 17-4    | 4-0-0   | 45  | 01/14 | Chicago        | 8-5   | 135-152 | 18-20-7  |
| 5   | 10/18 | Colorado       | 3-5   | 20-9    | 4-1-0   | 46  | 01/15 | @ Columbus     | 1-4   | 136-156 | 18-21-7  |
| 6   | 10/20 | @ Philadelphia | 2-5   | 22-14   | 4-2-0   | 47  | 01/17 | @ NY Islanders | 1-4   | 137-160 | 18-22-7  |
| 7   | 10/25 | Nashville      | 3-4*  | 25-18   | 4-2-1   | 48  | 01/19 | Anaheim        | 2-3   | 139-163 | 18-23-7  |
| 8   | 10/27 | Florida        | 3-2   | 28-20   | 5-2-1   | 49  | 01/28 | @ Pittsburgh   | 6-3   | 145-166 | 19-23-7  |
| 9   | 10/30 | @ Tampa Bay    | 3-8   | 31-28   | 5-3-1   | 50  | 01/31 | NY Rangers     | 3-4   | 148-170 | 19-24-7  |
| 10  | 11/01 | @ Detroit      | 2-3   | 33-31   | 5-4-1   | 51  | 02/02 | @ Montreal     | 3-2*  | 151-172 | 20-24-7  |
| 11  | 11/03 | @ NY Islanders | 0-3   | 33-34   | 5-5-1   | 52  | 02/05 | Los Angeles    | 1-5   | 152-177 | 20-25-7  |
| 12  | 11/05 | @ Pittsburgh   | 5-1   | 38-35   | 6-5-1   | 53  | 02/07 | NY Islanders   | 1-2^  | 153-179 | 20-25-8  |
| 13  | 11/06 | @ Ottawa       | 3-7   | 41-42   | 6-6-1   | 54  | 02/09 | Minnesota      | 2-4   | 155-183 | 20-26-8  |
| 14  | 11/09 | @ Toronto      | 1-6   | 42-48   | 6-7-1   | 55  | 02/10 | Carolina       | 3-2   | 158-185 | 21-26-8  |
| 15  | 11/11 | @ Winnipeg     | 2-5   | 44-53   | 6-8-1   | 56  | 02/12 | @ St. Louis    | 3-8   | 161-193 | 21-27-8  |
| 16  | 11/13 | Pittsburgh     | 4-2   | 48-55   | 7-8-1   | 57  | 02/14 | @ Chicago      | 2-5   | 163-198 | 21-28-8  |
| 17  | 11/15 | @ Philadelphia | 3-0   | 51-55   | 8-8-1   | 58  | 02/15 | @ Minnesota    | 5-4*  | 168-202 | 22-28-8  |
| 18  | 11/17 | Detroit        | 2-3*  | 53-58   | 8-8-2   | 59  | 02/17 | Buffalo        | 4-1   | 172-203 | 23-28-8  |
| 19  | 11/18 | @ Carolina     | 1-2   | 54-60   | 8-9-2   | 60  | 02/19 | Pittsburgh     | 3-4   | 175-207 | 23-29-8  |
| 20  | 11/21 | Montreal       | 5-2   | 59-62   | 9-9-2   | 61  | 02/21 | Ottawa         | 4-0   | 179-207 | 24-29-8  |
| 21  | 11/23 | NY Islanders   | 3-4*  | 62-66   | 9-9-3   | 62  | 02/23 | @ NY Rangers   | 2-5   | 181-212 | 24-30-8  |
| 22  | 11/25 | @ Tampa Bay    | 2-5   | 64-71   | 9-10-3  | 63  | 02/25 | Montreal       | 2-1   | 183-213 | 25-30-8  |
| 23  | 11/26 | @ Florida      | 3-4*  | 67-75   | 9-10-4  | 64  | 02/27 | Calgary        | 1-2   | 184-215 | 25-31-8  |
| 24  | 11/30 | @ Washington   | 3-6   | 70-81   | 9-11-4  | 65  | 03/01 | Philadelphia   | 3-6   | 187-221 | 25-32-8  |
| 25  | 12/01 | Winnipeg       | 3-4*  | 73-85   | 9-11-5  | 66  | 03/02 | @ Boston       | 0-1   | 187-222 | 25-33-8  |
| 26  | 12/03 | Tampa Bay      | 1-5   | 74-90   | 9-12-5  | 67  | 03/05 | Columbus       | 1-2^  | 188-224 | 25-32-9  |
| 27  | 12/06 | @ Los Angeles  | 6-3   | 80-93   | 10-12-5 | 68  | 03/08 | @ Washington   | 0-3   | 188-227 | 25-34-9  |
| 28  | 12/09 | @ Anaheim      | 5-6^  | 85-99   | 10-12-6 | 69  | 03/09 | @ NY Rangers   | 2-4   | 190-231 | 25-35-9  |
| 29  | 12/10 | @ San Jose     | 2-5   | 87-104  | 10-13-6 | 70  | 03/12 | @ Calgary      | 4-9   | 194-240 | 25-36-9  |
| 30  | 12/14 | Vegas          | 5-4*  | 92-108  | 11-13-6 | 71  | 03/13 | @ Edmonton     | 6-3   | 200-243 | 26-36-9  |
| 31  | 12/15 | @ Nashville    | 1-2^  | 93-110  | 11-13-7 | 72  | 03/15 | @ Vancouver    | 3-2^  | 203-245 | 27-36-9  |
| 32  | 12/18 | Toronto        | 2-7   | 95-117  | 11-14-7 | 73  | 03/17 | @ Colorado     | 0-3   | 203-248 | 27-37-9  |
| 33  | 12/20 | @ Columbus     | 1-2   | 96-119  | 11-15-7 | 74  | 03/19 | Washington     | 1-4   | 204-252 | 27-38-9  |
| 34  | 12/21 | Ottawa         | 5-2   | 101-121 | 12-15-7 | 75  | 03/21 | Boston         | 1-5   | 205-257 | 27-39-9  |
| 35  | 12/23 | Columbus       | 0-3   | 101-124 | 12-16-7 | 76  | 03/23 | Arizona        | 2-1^  | 207-258 | 28-39-9  |
| 36  | 12/27 | @ Boston       | 5-2   | 106-126 | 13-16-7 | 77  | 03/25 | Buffalo        | 3-1   | 210-259 | 29-39-9  |
| 37  | 12/29 | Carolina       | 2-0   | 108-126 | 14-16-7 | 78  | 03/29 | @ Detroit      | 0-4   | 210-263 | 29-40-9  |
| 38  | 12/31 | Vancouver      | 4-0   | 112-126 | 15-16-7 | 79  | 03/30 | St. Louis      | 2-3*  | 212-266 | 29-40-10 |
| 39  | 01/02 | @ Dallas       | 4-5   | 116-131 | 15-17-7 | 80  | 04/01 | NY Rangers     | 4-2   | 216-268 | 30-40-10 |
| 40  | 01/04 | @ Arizona      | 3-2^  | 119-133 | 16-17-7 | 81  | 04/04 | @ Carolina     | 1-3   | 217-270 | 30-41-10 |
| 41  | 01/06 | @ Vegas        | 2-3   | 121-136 | 16-18-7 | 82  | 04/06 | @ Florida      | 4-3*  | 221-273 | 31-41-10 |

\* Denotes overtime  
^ Denotes shootout

(28-29-12=68 Pts., 8th Place, Metropolitan Division)

**SCORING**

| Player         | GP | G  | A  | PTS | PIM | +/- | PP | GW | Player              | GP | G | A | PTS | PIM | +/- | PP | GW |
|----------------|----|----|----|-----|-----|-----|----|----|---------------------|----|---|---|-----|-----|-----|----|----|
| Kyle Palmieri  | 65 | 25 | 20 | 45  | 41  | 4-  | 11 | 3  | Joey Anderson       | 18 | 4 | 2 | 6   | 2   | 1   | 0  | 0  |
| Nikita Gusev   | 66 | 13 | 31 | 44  | 12  | 15- | 5  | 2  | Connor Carrick      | 29 | 1 | 5 | 6   | 17  | 6-  | 0  | 1  |
| Nico Hischier  | 58 | 14 | 22 | 36  | 12  | 16- | 2  | 1  | Jesper Boqvist      | 35 | 4 | 0 | 4   | 8   | 11- | 1  | 0  |
| Jesper Bratt   | 60 | 16 | 16 | 32  | 6   | 6-  | 1  | 2  | John Hayden         | 43 | 3 | 1 | 4   | 77  | 2-  | 0  | 1  |
| Pavel Zacha    | 65 | 8  | 24 | 32  | 14  | 12- | 3  | 1  | Dakota Mermis       | 10 | 1 | 3 | 4   | 4   | 7   | 0  | 0  |
| Blake Coleman  | 57 | 21 | 10 | 31  | 40  | 2-  | 1  | 2  | Matt Tennyson       | 20 | 0 | 3 | 3   | 6   | 2-  | 0  | 0  |
| Damon Severson | 69 | 8  | 23 | 31  | 52  | 20- | 3  | 2  | Fredrik Claesson    | 5  | 1 | 1 | 2   | 0   | 1   | 0  | 0  |
| Travis Zajac   | 69 | 9  | 16 | 25  | 28  | 12- | 1  | 1  | Nick Merkley        | 4  | 1 | 1 | 2   | 2   | 2   | 0  | 0  |
| Taylor Hall    | 30 | 6  | 19 | 25  | 20  | 11- | 2  | 0  | Michael McLeod      | 12 | 0 | 2 | 2   | 4   | 4   | 0  | 0  |
| Wayne Simmonds | 61 | 8  | 16 | 24  | 64  | 17- | 5  | 1  | Mackenzie Blackwood | 47 | 1 | 1 | 0   | 0   | 0   | 0  | 0  |
| Miles Wood     | 68 | 11 | 12 | 23  | 57  | 19- | 0  | 1  | Cory Schneider      | 13 | 0 | 1 | 1   | 0   | 0   | 0  | 0  |
| Sami Vatanen   | 47 | 5  | 18 | 23  | 22  | 12- | 1  | 0  | Ben Street          | 3  | 0 | 1 | 1   | 0   | 0   | 0  | 0  |
| Jack Hughes    | 61 | 7  | 14 | 21  | 10  | 26- | 4  | 2  | Louis Domingue      | 16 | 0 | 0 | 0   | 0   | 0   | 0  | 0  |
| Will Butcher   | 56 | 4  | 17 | 21  | 6   | 8-  | 0  | 0  | Josh Jacobs         | 2  | 0 | 0 | 0   | 2   | 1   | 0  | 0  |
| P.K. Subban    | 68 | 7  | 11 | 18  | 79  | 21- | 2  | 3  | Janne Kuokkanen     | 1  | 0 | 0 | 0   | 0   | 0   | 0  | 0  |
| Andy Greene    | 53 | 2  | 9  | 11  | 14  | 1   | 0  | 0  | Brett Seney         | 2  | 0 | 0 | 0   | 0   | 1-  | 0  | 0  |
| Kevin Rooney   | 49 | 4  | 5  | 9   | 20  | 8   | 0  | 0  | Gilles Senn         | 2  | 0 | 0 | 0   | 0   | 0   | 0  | 0  |
| Mirco Mueller  | 50 | 2  | 5  | 7   | 23  | 13- | 0  | 0  | Colton White        | 6  | 0 | 0 | 0   | 4   | 2-  | 0  | 0  |

**GOALTENDERS**

|                     | GP | MIN  | GA  | EN | SO | AVG  | W  | L  | OT | SA   | SAV% |
|---------------------|----|------|-----|----|----|------|----|----|----|------|------|
| Mackenzie Blackwood | 47 | 2684 | 124 | 0  | 3  | 2.77 | 22 | 14 | 8  | 1452 | .915 |
| Cory Schneider      | 13 | 679  | 40  | 0  | 1  | 3.53 | 3  | 6  | 2  | 355  | .887 |
| Louis Domingue      | 16 | 744  | 47  | 0  | 0  | 3.79 | 3  | 8  | 2  | 399  | .882 |
| Gilles Senn         | 2  | 70   | 4   | 0  | 0  | 3.42 | 0  | 1  | 0  | 41   | .902 |

**RESULTS**

| GM# | Date  | Opponent       | Score | GF-GA  | Record  | GM# | Date  | Opponent       | Score | GF-GA   | Record   |
|-----|-------|----------------|-------|--------|---------|-----|-------|----------------|-------|---------|----------|
| 1   | 10/04 | Winnipeg       | 4-5   | 4-5    | 0-0-1   | 36  | 12/23 | @ Chicago      | 7-1   | 89-128  | 12-19-5  |
| 2   | 10/05 | @ Buffalo      | 2-7   | 6-12   | 0-1-1   | 37  | 12/27 | Toronto        | 4-5   | 93-132  | 12-19-6  |
| 3   | 10/09 | @ Philadelphia | 0-4   | 6-16   | 0-2-1   | 38  | 12/29 | @ Ottawa       | 4-3   | 97-135  | 13-19-6  |
| 4   | 10/10 | Oilers         | 3-4   | 9-20   | 0-2-2   | 39  | 12/31 | Boston         | 3-2   | 100-137 | 14-19-6  |
| 5   | 10/12 | @ Boston       | 0-3   | 9-23   | 0-3-2   | 40  | 01/02 | @ NY Islanders | 2-1   | 102-138 | 15-19-6  |
| 6   | 10/14 | Florida        | 4-6   | 13-29  | 0-4-2   | 41  | 01/04 | Colorado       | 2-5   | 104-143 | 15-20-6  |
| 7   | 10/17 | NY Rangers     | 5-2   | 18-31  | 1-4-2   | 42  | 01/07 | NY Islanders   | 3-4   | 107-147 | 15-20-7  |
| 8   | 10/19 | Vancouver      | 1-0   | 19-31  | 2-4-2   | 43  | 01/09 | @ NY Rangers   | 3-6   | 110-153 | 15-21-7  |
| 9   | 10/25 | Arizona        | 3-5   | 22-36  | 2-5-2   | 44  | 01/11 | @ Washington   | 5-1   | 115-154 | 16-21-7  |
| 10  | 10/30 | Tampa Bay      | 6-7   | 28-43  | 2-5-3   | 45  | 01/12 | Tampa Bay      | 3-1   | 118-155 | 17-21-7  |
| 11  | 11/01 | Philadelphia   | 3-4   | 31-47  | 2-5-4   | 46  | 01/14 | @ Toronto      | 4-7   | 122-162 | 17-22-7  |
| 12  | 11/02 | @ Carolina     | 5-3   | 36-50  | 3-5-4   | 47  | 01/16 | @ Washington   | 2-5   | 124-167 | 17-23-7  |
| 13  | 11/05 | @ Winnipeg     | 2-1   | 38-51  | 4-5-4   | 48  | 01/18 | @ Columbus     | 0-5   | 124-172 | 17-24-7  |
| 14  | 11/07 | @ Calgary      | 2-5   | 40-56  | 4-6-4   | 49  | 01/27 | @ Ottawa       | 4-3   | 128-175 | 18-24-7  |
| 15  | 11/08 | @ Edmonton     | 0-4   | 40-60  | 4-7-4   | 50  | 01/30 | Nashville      | 5-6   | 133-181 | 18-24-8  |
| 16  | 11/10 | @ Vancouver    | 2-1   | 42-61  | 5-7-4   | 51  | 02/01 | Dallas         | 2-3   | 135-184 | 18-24-9  |
| 17  | 11/13 | Ottawa         | 2-4   | 44-65  | 5-8-4   | 52  | 02/04 | Montreal       | 4-5   | 139-189 | 18-24-10 |
| 18  | 11/15 | Pittsburgh     | 2-1   | 46-66  | 6-8-4   | 53  | 02/06 | @ Philadelphia | 5-0   | 144-189 | 19-24-10 |
| 29  | 11/16 | @ Montreal     | 4-3   | 50-69  | 7-8-4   | 54  | 02/08 | Los Angeles    | 3-0   | 147-189 | 20-24-10 |
| 20  | 11/19 | Boston         | 1-5   | 51-74  | 7-9-4   | 55  | 02/11 | Florida        | 3-5   | 150-194 | 20-25-10 |
| 21  | 11/22 | @ Pittsburgh   | 1-4   | 52-78  | 7-10-4  | 56  | 02/13 | Detroit        | 4-1   | 154-195 | 21-25-10 |
| 22  | 11/23 | Detroit        | 5-1   | 57-79  | 8-10-4  | 57  | 02/14 | @ Carolina     | 2-5   | 156-200 | 21-26-10 |
| 23  | 11/26 | Minnesota      | 2-3   | 59-82  | 8-11-4  | 58  | 02/16 | Columbus       | 4-3   | 160-203 | 22-26-10 |
| 24  | 11/28 | @ Montreal     | 6-4   | 63-86  | 9-11-4  | 59  | 02/18 | @ St. Louis    | 0-3   | 160-206 | 22-27-10 |
| 25  | 11/30 | NY Rangers     | 0-4   | 63-90  | 9-12-4  | 60  | 02/20 | San Jose       | 2-1   | 162-207 | 23-27-10 |
| 26  | 12/02 | @ Buffalo      | 1-7   | 64-97  | 9-13-4  | 61  | 02/22 | Washington     | 3-2   | 165-209 | 24-27-10 |
| 27  | 12/03 | Vegas          | 3-4   | 67-101 | 9-14-4  | 62  | 02/25 | @ Detroit      | 4-1   | 169-210 | 25-27-10 |
| 28  | 12/06 | Chicago        | 1-2   | 68-103 | 9-14-5  | 63  | 02/27 | @ San Jose     | 2-3   | 171-211 | 25-27-11 |
| 29  | 12/07 | @ Nashville    | 4-6   | 72-109 | 9-15-5  | 64  | 02/29 | @ Los Angeles  | 1-2   | 172-215 | 25-27-12 |
| 30  | 12/10 | @ Dallas       | 0-2   | 72-111 | 9-16-5  | 65  | 03/01 | @ Anaheim      | 3-0   | 175-215 | 26-27-12 |
| 31  | 12/13 | Colorado       | 1-3   | 73-114 | 9-17-5  | 66  | 03/03 | @ Vegas        | 0-3   | 175-218 | 26-28-12 |
| 32  | 12/14 | @ Arizona      | 2-1   | 75-115 | 10-17-5 | 67  | 03/06 | St. Louis      | 4-2   | 179-220 | 27-28-12 |
| 33  | 12/18 | Anaheim        | 3-1   | 78-116 | 11-17-5 | 68  | 03/07 | @ NY Rangers   | 6-4   | 185-224 | 28-28-12 |
| 34  | 12/20 | Washington     | 3-6   | 81-122 | 11-18-5 | 69  | 03/10 | Pittsburgh     | 2-5   | 187-229 | 28-29-12 |
| 35  | 12/21 | @ Columbus     | 1-5   | 82-127 | 11-19-5 |     |       |                |       |         |          |

\* Denotes overtime  
^ Denotes shootout





## DEVILS' ALL-STAR GAME REPRESENTATIVES

| YEAR | HOST SITE     | PLAYER                | G<br>(MINS) | A<br>(GA)             | PTS<br>(GAA/SV%) | PIM<br>(RESULT) |
|------|---------------|-----------------------|-------------|-----------------------|------------------|-----------------|
| 1983 | NY Islanders  | Hector Marini         | 0           | 1                     | 1                | 0               |
| 1984 | New Jersey    | Joe Cirella           | 1           | 1                     | 2                | 0               |
|      |               | Glenn Resch           | 31          | 3                     | 5.81             | W               |
| 1985 | Calgary       | Kirk Muller           | 0           | 1                     | 1                | 0               |
|      |               | Phil Russell          | 0           | 0                     | 0                | 2               |
| 1986 | Hartford      | Kirk Muller           | 0           | 0                     | 0                | 0               |
| 1987 | Quebec        | Kirk Muller (1)       | 0           | 0                     | 0                | 0               |
|      | (Rendez-Vous) | Kirk Muller (2)       | 0           | 0                     | 0                | 2               |
| 1988 | St. Louis     | Kirk Muller           | 0           | 0                     | 0                | 0               |
| 1989 | Edmonton      | Sean Burke*           | 30          | 3                     | 6.00             | -               |
|      |               | John MacLean          | 0           | 0                     | 0                | 0               |
| 1990 | Pittsburgh    | Kirk Muller           | 2           | 1                     | 3                | 0               |
| 1991 | Chicago       | John MacLean          | 1           | 0                     | 1                | 0               |
| 1992 | Philadelphia  | Scott Stevens         | 1           | 0                     | 1                | 0               |
| 1993 | Montreal      | Craig Billington      | 20          | 4                     | 12.00            | -               |
|      |               | Scott Stevens         | 0           | 2                     | 2                | 0               |
| 1994 | NY Rangers    | Scott Stevens         | 1           | 1                     | 2                | 0               |
| 1996 | Boston        | Martin Brodeur*       | 20          | 0                     | 0.00             | -               |
|      |               | Scott Stevens*        | 0           | 0                     | 0                | 0               |
| 1997 | San Jose      | Martin Brodeur        | 20          | 4                     | 12.00            | W               |
|      |               | Scott Stevens         | 0           | 2                     | 2                | 0               |
| 1998 | Vancouver     | Martin Brodeur        | 20          | 2                     | 6.00             | W               |
|      |               | Bobby Holik           | 0           | 0                     | 0                | 0               |
|      |               | Scott Niedermayer     | 1           | 0                     | 1                | 0               |
|      |               | Scott Stevens         | 0           | 0                     | 0                | 0               |
| 1999 | Tampa Bay     | Martin Brodeur*       | 20          | 1                     | 3.00             | -               |
|      |               | Bobby Holik           | 0           | 1                     | 1                | 0               |
|      |               | Scott Stevens         | 0           | 0                     | 0                | 0               |
| 2000 | Toronto       | Martin Brodeur        | 20          | 2                     | 6.00             | L               |
|      |               | Patrik Elias          | 0           | 2                     | 2                | 0               |
|      |               | Scott Gomez           | 0           | 0                     | 0                | 0               |
|      |               | Scott Stevens         | 0           | 0                     | 0                | 0               |
| 2001 | Colorado      | Martin Brodeur        | 20          | 5                     | 15.00            | W               |
|      |               | Scott Niedermayer     | 0           | 0                     | 0                | 0               |
|      |               | Scott Stevens         | 0           | 2                     | 2                | 0               |
| 2002 | Los Angeles   | Patrik Elias          | 0           | 1                     | 1                | 0               |
|      |               | Brian Rafalski        |             | Injured, did not play |                  |                 |
| 2003 | Florida       | Martin Brodeur        | 20          | 1                     | 3.00             | -               |
|      |               | Scott Stevens         | 0           | 0                     | 0                | 0               |
| 2004 | Minnesota     | Martin Brodeur*       | 20          | 1                     | 3.00             | -               |
|      |               | Scott Niedermayer (C) | 0           | 1                     | 1                | 0               |
|      |               | Brian Rafalski        | 0           | 0                     | 0                | 0               |
|      |               | Scott Stevens* (C)    |             | Injured, did not play |                  |                 |
|      | YoungStars    | Paul Martin           | 0           | 1                     | 1                | 0               |
| 2006 | Olympics      | No game               |             |                       |                  |                 |
| 2007 | Dallas        | Martin Brodeur        | 20          | 6                     | 18.00            | -               |
|      |               | Brian Rafalski        | 0           | 2                     | 2                | 0               |
|      | YoungStars    | Zach Parise           | 2           | 4                     | 6                | 0               |
| 2008 | Atlanta       | Martin Brodeur*       |             | Unable to participate |                  |                 |
|      | YoungStars    | David Clarkson        | 1           | 0                     | 1                | 0               |
| 2009 | Montreal      | Zach Parise           | 1           | 0                     | 1                | 0               |
| 2010 | Olympics      | No game               |             |                       |                  |                 |
| 2011 | Carolina      | Patrik Elias          | 1           | 1                     | 2                | 0               |
| 2012 | Ottawa        | None                  |             |                       |                  |                 |
|      | YoungStars    | Adam Henrique         |             | Injured, did not play |                  |                 |
|      |               | Adam Larsson          |             | Injured, did not play |                  |                 |
| 2014 | Olympics      | No game               |             |                       |                  |                 |
| 2015 | Columbus      | Patrik Elias          | 0           | 2                     | 2                | 0               |
| 2016 | Nashville     | Cory Schneider        | 9           | 2                     | .893             | -               |
| 2017 | Los Angeles   | Taylor Hall           | 1           | 2                     | 3                | 0               |
| 2018 | Tampa Bay     | Taylor Hall           |             | Injured, did not play |                  |                 |
|      |               | Brian Boyle           | 0           | 0                     | 0                | 0               |
| 2019 | San Jose      | Taylor Hall           |             | Injured, did not play |                  |                 |
|      |               | Kyle Palmieri         | 1           | 0                     | 2                | 0               |
| 2020 | St. Louis     | Kyle Palmieri         |             | Injured, did not play |                  |                 |
|      |               | Nico Hischier         | 2           | 1                     | 3                | 0               |
| 2022 | Vegas         | Jack Hughes           | 3           | 1                     | 4                | 0               |
| 2023 | Florida       | Jack Hughes           | 0           | 0                     | 0                | 0               |
| 2024 | Toronto       | Jesper Bratt          | 0           | 0                     | 0                | 0               |
| 2024 | St. Louis     | Jack Hughes           |             | Injured, did not play |                  |                 |

\*Indicates starter as selected by the fans.

## CURRENT DEVILS IN ALL-STAR GAME

### NICO HISCHIER

| YEAR      | TEAM                            | GP | G | A | PTS | PIM |
|-----------|---------------------------------|----|---|---|-----|-----|
| 2020..... | Metropolitan Division (NJ)..... | 1  | 2 | 1 | 3   | 0   |

### JACK HUGHES

| YEAR      | TEAM                            | GP | G | A | PTS | PIM |
|-----------|---------------------------------|----|---|---|-----|-----|
| 2022..... | Metropolitan Division (NJ)..... | 1  | 3 | 1 | 4   | 0   |
| 2023..... | Metropolitan Division (NJ)..... | 1  | 0 | 0 | 0   | 0   |

## ALL-TIME GOALTENDING

| GOALTENDERS         | GP   | W   | L   | O/T | MINS  | GA   | SO   | GAA  |
|---------------------|------|-----|-----|-----|-------|------|------|------|
| Jeff Frazee         | 1    | 0   | 0   | 0   | 20    | 0    | 0    | 0.00 |
| Ken Appleby         | 3    | 0   | 1   | 0   | 124   | 3    | 0    | 1.45 |
| Corey Schwab        | 24   | 7   | 6   | 2   | 1132  | 29   | 2    | 1.54 |
| John Vanbiesbrouck  | 9    | 6   | 3   | 0   | 540   | 16   | 1    | 1.78 |
| Richard Shulmistra  | 1    | 0   | 1   | 0   | 62    | 2    | 0    | 1.94 |
| Martin Brodeur      | 1259 | 688 | 394 | 154 | 74083 | 2764 | 124* | 2.24 |
| Yann Danis          | 14   | 3   | 3   | 1   | 518   | 20   | 0    | 2.32 |
| Johan Hedberg       | 80   | 38  | 29  | 7   | 4416  | 178  | 8    | 2.42 |
| Mike Dunham         | 41   | 13  | 12  | 4   | 1786  | 72   | 3*   | 2.42 |
| J.F. Dampousse      | 6    | 1   | 3   | 0   | 295   | 12   | 0    | 2.44 |
| Kevin Weekes        | 25   | 9   | 7   | 1   | 1138  | 49   | 0    | 2.58 |
| Scott Clemmensen    | 68   | 32  | 19  | 6   | 3648  | 158  | 4    | 2.60 |
| Scott Wedgewood     | 20   | 5   | 9   | 4   | 1129  | 51   | 3    | 2.71 |
| Vitek Vanecek       | 84   | 50  | 20  | 7   | 4707  | 214  | 3    | 2.73 |
| Peter Sidorkiewicz  | 4    | 0   | 3   | 0   | 150   | 7    | 0    | 2.80 |
| Mackenzie Blackwood | 152  | 65  | 57  | 18  | 8564  | 424  | 8    | 2.97 |
| Cory Schneider      | 311  | 115 | 133 | 50  | 17872 | 745  | 17   | 2.87 |
| Keith Kinkaid       | 151  | 64  | 55  | 17  | 8267  | 399  | 7    | 2.90 |
| Akira Schmid        | 43   | 14  | 18  | 3   | 2051  | 99   | 1    | 2.90 |
| Eric Comrie         | 1    | 1   | 0   | 0   | 60    | 3    | 0    | 3.00 |
| Mike McKenna        | 2    | 0   | 1   | 0   | 118   | 6    | 0    | 3.05 |
| Chris Terreri       | 302  | 118 | 118 | 34  | 16561 | 847  | 7    | 3.07 |
| Nico Daws           | 46   | 19  | 22  | 1   | 2415  | 126  | 0    | 3.13 |
| Eddie Lack          | 4    | 1   | 2   | 0   | 207   | 11   | 0    | 3.18 |
| Gilles Senn         | 2    | 0   | 1   | 0   | 70    | 4    | 0    | 3.42 |
| Sean Burke          | 162  | 62  | 66  | 23  | 9061  | 552  | 4    | 3.66 |
| Louis Domingue      | 16   | 3   | 8   | 2   | 744   | 47   | 0    | 3.79 |
| Bob Sauve           | 49   | 14  | 21  | 4   | 2525  | 163  | 0    | 3.87 |
| Craig Billington    | 111  | 43  | 46  | 8   | 5907  | 392  | 4    | 3.98 |
| Glenn Resch         | 198  | 49  | 113 | 20  | 10953 | 752  | 1*   | 4.12 |
| Aaron Dell          | 7    | 1   | 5   | 0   | 319   | 22   | 0    | 4.14 |
| Ron Low             | 81   | 16  | 43  | 9   | 4153  | 287  | 1*   | 4.15 |
| Sam St. Laurent     | 4    | 2   | 1   | 0   | 188   | 13   | 1    | 4.15 |
| Alain Chevrier      | 140  | 53  | 64  | 7   | 7370  | 518  | 1    | 4.22 |
| Chad Erickson       | 2    | 1   | 1   | 0   | 120   | 9    | 0    | 4.50 |
| Kirk McLean         | 6    | 2   | 1   | 0   | 271   | 21   | 0    | 4.65 |
| Hannu Kampouri      | 13   | 1   | 10  | 1   | 635   | 54   | 0    | 5.10 |
| Lindsay Middlebrook | 9    | 0   | 6   | 1   | 412   | 37   | 0    | 5.39 |
| Jeff Reese          | 3    | 0   | 2   | 0   | 139   | 13   | 0    | 5.61 |
| Roland Melanson     | 1    | 0   | 0   | 0   | 20    | 2    | 0    | 6.00 |
| Shawn MacKenzie     | 6    | 0   | 1   | 0   | 130   | 15   | 0    | 6.92 |
| Karl Friesen        | 4    | 0   | 2   | 1   | 130   | 16   | 0    | 7.38 |
| Jon Gillies         | 20   | 3   | 10  | 2   | 1005  | 59   | 0    | 3.76 |
| Andrew Hammond      | 7    | 1   | 5   | 1   | 386   | 30   | 0    | 4.66 |
| Jonathan Bernier    | 10   | 4   | 4   | 1   | 510   | 26   | 0    | 3.06 |

\*Low & Resch shared shutout, 12/4/83; Brodeur & Dunham shared shutout, 11/9/96.

## CONSECUTIVE 40 WINS/.500 WIN PCTG./PLAYOFF SEASONS

The Devils tied a league record with their 13th consecutive 40-win campaign in 2009-10 ('96-97 to '09-10). New Jersey picked up its 40th victory with a 3-1 victory Mar. 12, 2010 vs. Pittsburgh. Montreal held the league mark ('70-71 to '82-83).

Also in 2009-10, the Devils posted their 18th straight .500-plus season. The club's stretch was the third-longest in NHL history (Mtl., 32, '51-52 to '82-93; and Bos., 29, '67-68 to '95-96). New Jersey assured itself of a .500-plus mark with a 5-2 win Mar. 17, 2010 vs. Pittsburgh.

The Devils were in the Stanley Cup Playoffs for the 13th consecutive year in 2009-10, at the time, the longest stretch in the Eastern Conference. New Jersey clinched a playoff berth with a 4-2 win Mar. 27, 2010 at Montreal.

1. 11/12/83: Cgy. 4 @ DEVILS 3 (Nilsson, 2:36 PPG)  
Goaltenders: LOW/Edwards
  2. 12/23/83: Pit. 6 @ DEVILS 5 (Carlyle, 2:12)  
Goaltenders: RESCH/Romano
  3. 12/27/83: StL. 5 @ DEVILS 4 (B. Sutter, 1:25)  
Goaltenders: RESCH/Heinz
  4. 1/4/84: DEVILS 3 @ NYR 4 (Ruotsalainen, 4:47)  
Goaltenders: RESCH/Hanlon
  5. 1/20/84: StL. 4 @ DEVILS 3 (Mullen, 1:22)  
Goaltenders: RESCH/Liut
  6. 2/16/84: Hfd. 5 @ DEVILS 6 (LUDVIG, 4:54)  
Goaltenders: RESCH/Staniowski
  7. 2/19/84: NYI 5 @ DEVILS 4 (Tonelli, 3:40)  
Goaltenders: RESCH/Melanson
  8. 3/10/84: DEVILS 5 @ StL. 6 (Ramage, 3:09 PPG)  
Goaltenders: RESCH/Liut
  9. 11/23/84: DEVILS 4 @ Min. 5 (Hartsburg, 3:35)  
Goaltenders: RESCH/Melanson
  10. 1/6/85: DEVILS 4 @ NYR 5 (Sandstrom, 1:14)  
Goaltenders: RESCH/Hanlon
  11. 10/13/85: DEVILS 3 @ NYR 2 (PRESTON, 3:41)  
Goaltenders: CHEVRIER/Kleisinger
  12. 10/17/85: Hfd. 4 @ DEVILS 3 (Dineen, 1:49)  
Goaltenders: RESCH/Weeks
  13. 11/2/85: NYR 5 @ DEVILS 6 (BRIDGMAN, 0:50)  
Goaltenders: CHEVRIER/Vanbiesbrouck
  14. 1/15/86: DEVILS 4 @ Det. 3 (HIGGINS, 1:23)  
Goaltenders: CHEVRIER/Mio
  15. 1/24/86: DEVILS 6 @ Edm. 7 (Gretzky, 1:29)  
Goaltenders: BILLINGTON/Fuhr
  16. 2/2/86: NYI 3 @ DEVILS 2 (Bossy, 3:28)  
Goaltenders: RESCH/Smith
  17. 2/20/86: Que. 3 @ DEVILS 4 (PRESTON, 4:56)  
Goaltenders: RESCH/Gossein
- 
18. 10/30/86: NYI 6 @ DEVILS 7 (BROTEN, 4:22)  
Goaltenders: CHEVRIER/Hrudey
  19. 12/17/86: Tor. 2 @ DEVILS 3 (SULLIMAN, 0:35)  
Goaltenders: CHEVRIER/Wregget
  20. 2/8/87: Pit. 2 @ DEVILS 1 (Kontos, 2:12)  
Goaltenders: CHEVRIER/Meloche
  21. 3/14/87: DEVILS 6 @ NYI 7 (LaFontaine, 1:01)  
Goaltenders: CHEVRIER/Hrudey
  22. 3/18/87: DEVILS 3 @ Wpg. 4 (Mullen, 0:40)  
Goaltenders: CHEVRIER/Berthiaume
  23. 3/21/87: DEVILS 7 @ StL. 6 (VERBEEK, 3:12)  
Goaltenders: CHEVRIER/Millen
  24. 4/5/87: Wsh. 6 @ DEVILS 5 (Franceschetti, 0:12)  
Goaltenders: BILLINGTON/Mason
- 
25. 10/17/87: DEVILS 3 @ Hfd. 4 (Turgeon, 3:59)  
Goaltenders: CHEVRIER/Weeks
  26. 11/25/87: DEVILS 8 @ Edm. 7 (A. BROTEN, 0:13)  
Goaltenders: CHEVRIER/Fuhr
  27. 1/21/88: Det. 3 @ DEVILS 2 (Ashton, 3:37)  
Goaltenders: SAUVE/St. Laurent
  28. 1/29/88: Chi. 2 @ DEVILS 3 (WOLANIN, 4:43)  
Goaltenders: SAUVE/Mason
  29. 3/5/88: DEVILS 7 @ Bos. 6 (BRICKLEY, 0:47)  
Goaltenders: BURKE/Keans
  30. 4/3/88: DEVILS 4 @ Chi. 3 (MacLEAN, 2:21)  
Goaltenders: BURKE/Pang
- 
31. 11/9/88: Edm. 3 @ DEVILS 2 (Anderson, 4:46)  
Goaltenders: BURKE/Fuhr
  32. 1/20/89: DEVILS 6 @ Wsh. 5 (MULLER, 4:25)  
Goaltenders: BURKE/Malarchuk
  33. 2/17/89: DEVILS 2 @ Wpg. 3 (Ellett, 2:43)  
Goaltenders: BURKE/Essensa
  34. 3/11/89: DEVILS 2 @ NYI 3 (LaFontaine, 1:04)  
Goaltenders: BURKE/Hackett
  35. 3/29/89: NYI 5 @ DEVILS 4 (Kerr, 0:27 PPG)  
Goaltenders: BILLINGTON/Hackett
- 
36. 10/13/89: Mtl. 4 @ DEVILS 3 (Lebeau, 2:50)  
Goaltenders: TERRERI/Hayward
  37. 11/15/89: Min. 2 @ DEVILS 1 (Donatelli, 1:35)  
Goaltenders: BURKE/Casey
  38. 11/17/89: NYR 4 @ DEVILS 5 (MULLER, 3:37)  
Goaltenders: BURKE/Vanbiesbrouck
- 
39. 11/28/89: NYI 2 @ DEVILS 3 (MacLEAN, 3:30)  
Goaltenders: BURKE/Fitzpatrick
  40. 12/19/89: DEVILS 4 @ NYI 5 (Don Maloney, 3:18)  
Goaltenders: TERRERI/Healy
  41. 12/22/89: DEVILS 5 @ Phi. 4 (MULLER, 1:18)  
Goaltenders: BURKE/Wregget
  42. 2/19/90: DEVILS 3 @ NYR 4 (Mullen, 4:47)  
Goaltenders: BURKE/Vanbiesbrouck
- 
43. 1/12/91: Edm. 5 @ DEVILS 4 (S. Smith, 0:56)  
Goaltenders: TERRERI/Ranford
  44. 3/27/91: Hfd. 3 @ DEVILS 4 (BROWN, 2:47)  
Goaltenders: BURKE/Sidorkiewicz
- 
45. 11/4/91: DEVILS 2 @ Mtl. 3 (Keane, 0:38)  
Goaltenders: TERRERI/Roy
  46. 11/20/91: Wsh. 5 @ DEVILS 6 (RICHER, 1:41)  
Goaltenders: BILLINGTON/Beaupre
  47. 2/18/92: Phi. 3 @ DEVILS 4 (FETISOV, 1:42)  
Goaltenders: TERRERI/Hextall
  48. 2/28/92: NYI 3 @ DEVILS 2 (Thomas, 3:48)  
Goaltenders: TERRERI/Healy
  49. 3/7/92: DEVILS 2 @ Wsh. 3 (D. Hunter, 2:49)  
Goaltenders: TERRERI/Beaupre
  50. 4/12/92: Wsh. 4 @ DEVILS 3 (Bondra, 2:15)  
Goaltenders: TERRERI/Hrivnak
- 
51. 10/22/92: DEVILS 6 @ Chi. 5 (RICHER, 0:49)  
Goaltenders: TERRERI/Belfour
  52. 10/28/92: DEVILS 4 @ Hfd. 3 (McKAY, 0:48)  
Goaltenders: BILLINGTON/Pietrangelo
  53. 11/14/92: DEVILS 4 @ Wsh. 3 (HOLIK, 2:09)  
Goaltenders: BILLINGTON/Beaupre
  54. 12/23/92: DEVILS 5 @ NYR 4 (RICHER, 1:33)  
Goaltenders: BILLINGTON/Vanbiesbrouck
- 
55. 11/20/93: Det. 4 @ DEVILS 3 (Kozlov, 0:29)  
Goaltenders: TERRERI/Cheveldae
  56. 3/3/94: DEVILS 5 @ TB 4 (MacLEAN, 3:04)  
Goaltenders: TERRERI/Puppa
- 
57. 1/26/95: DEVILS 0 @ Bos. 1 (Oates, 3:43)  
Goaltenders: TERRERI/Lacher
  58. 3/19/95: Bos. 3 @ DEVILS 4 (RICHER, 1:36)  
Goaltenders: TERRERI/Lacher
  59. 4/22/95: Phi. 4 @ DEVILS 3 (LeClair, 0:54)  
Goaltenders: BRODEUR/Roussel
- 
60. 11/29/95: Col. 3 @ DEVILS 4 (RICHER, 0:57)  
Goaltenders: BRODEUR/Thibault
  61. 12/19/95: Phi. 4 @ DEVILS 5 (GUERIN, 2:13 PPG)  
Goaltenders: BRODEUR/Hextall
  62. 1/30/96: DEVILS 3 @ Van. 2 (THOMAS, 3:46)  
Goaltenders: BRODEUR/Hirsch
  63. 2/3/96: DEVILS 3 @ Ott. 2 (McKAY, 0:41)  
Goaltenders: BRODEUR/Rhodes
  64. 3/9/96: DEVILS 4 @ Pit. 3 (THOMAS, 0:21)  
Goaltenders: BRODEUR/Barrosso
  65. 3/10/96: DEVILS 3 @ Phi. 2 (GUERIN, 3:45 PPG)  
Goaltenders: BRODEUR/Snow
  66. 3/23/96: DEVILS 3 @ NYI 2 (THOMAS, 3:38)  
Goaltenders: BRODEUR/Fichaud
- 
67. 11/12/96: Wsh. 2 @ DEVILS 3 (NIEDERMAYER, 3:04)  
Goaltenders: BRODEUR/Carey
  68. 11/28/96: DEVILS 3 @ Phx. 4 (Tkachuk, 4:08)  
Goaltenders: BRODEUR/Khabibulin
  69. 12/7/96: Phx. 4 @ DEVILS 3 (Shannon, 2:03)  
Goaltenders: BRODEUR/Wakaluk
- 
70. 10/23/97: Mtl. 1 @ DEVILS 2 (SYKORA, 4:43 PPG)  
Goaltenders: BRODEUR/Moog
  71. 11/22/97: Fla. 2 @ DEVILS 1 (Jovanovski, 4:08)  
Goaltenders: DUNHAM/Vanbiesbrouck
  72. 1/1/98: DEVILS 1 @ Fla. 2 (R. Niedermayer, 1:53 PPG)  
Goaltenders: SHULMISTR/Vanbiesbrouck
  73. 1/5/98: Dal. 4 @ DEVILS 3 (Lehtinen, 0:34)  
Goaltenders: BRODEUR/Belfour
  74. 4/15/98: Buf. 4 @ DEVILS 5 (STEVENS, 4:38)  
Goaltenders: DUNHAM/Shields

75. 11/19/98: Car. 2 @ DEVILS 3 (PANDOLFO, 3:37)  
Goalenders: BRODEUR/Irbe
76. 12/10/98: DEVILS 5 @ Phi. 4 (ANDREYCHUK, 1:18)  
Goalenders: BRODEUR/Hextall
77. 1/30/99: Nsh. 3 @ DEVILS 2 (Bordeleau, 2:43)  
Goalenders: BRODEUR/Dunham
78. 4/16/99: Phi. 2 @ DEVILS 3 (HOLIK, 3:27)  
Goalenders: TERRERI/Vanbiesbrouck
- 
79. 10/22/99: DEVILS 1 @ Dal. 2 (Zubov, 0:32)  
Goalenders: BRODEUR/Belfour
80. 11/28/99: DEVILS 3 @ SJ 4 (Marleau, 4:54)  
Goalenders: BRODEUR/Shields
81. 12/29/99: Bos. 4 @ DEVILS 5 (ELIAS, 0:19)  
Goalenders: BRODEUR/Dafoe
82. 1/3/00: DEVILS 4 @ Ott. 3 (MORRISON, 2:52)  
Goalenders: BRODEUR/Lalime
83. 1/14/00: Wsh. 3 @ DEVILS 2 (Oates, 4:37)  
Goalenders: BRODEUR/Kolzig
84. 1/28/00: DEVILS 3 @ Car. 4 (O'Neill, 0:16)  
Goalenders: TERRERI/Irbe
85. 2/24/00: DEVILS 2 @ Mtl. 3 (Brunet, 0:58 PPG)  
Goalenders: BRODEUR/Hackett
86. 4/8/00: Fla. 1 @ DEVILS 2 (ARNOTT, 0:47)  
Goalenders: BRODEUR/Vernon
- 
87. 10/30/00: Fla. 5 @ DEVILS 6 (HOLIK, 1:55)  
Goalenders: BRODEUR/Kidd
88. 11/16/00: DEVILS 3 @ Bos. 2 (GOMEZ, 4:58)  
Goalenders: BRODEUR/Dafoe
89. 11/18/00: Car. 2 @ DEVILS 3 (ELIAS, 4:20)  
Goalenders: BRODEUR/Irbe
90. 1/25/01: DEVILS 3 @ StL. 4 (Turgeon, 3:17)  
Goalenders: BRODEUR/Turek
91. 1/27/01: DEVILS 3 @ Bos. 4 (Samsonov, 1:14)  
Goalenders: BRODEUR/Dafoe
92. 2/10/01: DEVILS 4 @ Pit. 5 (Kovalev, 0:18)  
Goalenders: BRODEUR/Parent
93. 3/6/01: Ott. 2 @ DEVILS 3 (ELIAS, 0:28)  
Goalenders: BRODEUR/Lalime
94. 3/17/01: DEVILS 6 @ Edm. 5 (ELIAS, 4:51)  
Goalenders: BRODEUR/Salo
- 
95. 10/17/01: DEVILS 3 @ NYR 4 (Fleury, 1:20 PPG)  
Goalenders: BRODEUR/Richter
96. 10/30/01: DEVILS 4 @ Bos. 3 (NIEDERMAYER, 0:52)  
Goalenders: BRODEUR/Dafoe
97. 11/9/01: Tor. 2 @ DEVILS 3 (ELIAS, 3:26 PPG)  
Goalenders: BRODEUR/Joseph
98. 11/15/01: DEVILS 4 @ Bos. 5 (Thornton, 1:45)  
Goalenders: BRODEUR/Dafoe
99. 12/12/01: NYI 2 @ DEVILS 3 (NIEDERMAYER, 1:25 PPG)  
Goalenders: BRODEUR/Osgood
100. 1/15/02: TB 5 @ DEVILS 4 (Ciger, 1:25)  
Goalenders: BRODEUR/Khabibulin
101. 2/9/02: DEVILS 2 @ Pit. 1 (RAFALSKI, 4:51)  
Goalenders: BRODEUR/Hedberg
102. 3/17/02: Van. 3 @ DEVILS 2 (Ohlund, 3:04 PPG)  
Goalenders: BRODEUR/Skudra
103. 4/7/02: Bos. 2 @ DEVILS 3 (NIEDERMAYER, 3:17)  
Goalenders: BRODEUR/Grahame
104. 4/13/02: DEVILS 4 @ Wsh. 3 (NIEDERMAYER, 1:53)  
Goalenders: VANBIESBROUCK/Charpentier
- 
105. 10/18/02: Nsh. 2 @ DEVILS 3 (ELIAS, 1:16)  
Goalenders: BRODEUR/Dunham
106. 11/12/02: Ana. 2 @ DEVILS 3 (LANGENBRUNNER, 3:04)  
Goalenders: BRODEUR/Giguere
107. 11/19/02: Buf. 3 @ DEVILS 4 (NIEDERMAYER, 1:23)  
Goalenders: BRODEUR/Miller
108. 11/27/02: DEVILS 2 @ Det. 3 (Draper, 1:55)  
Goalenders: BRODEUR/Joseph
109. 11/30/02: DEVILS 5 @ StL. 4 (FRIESE, 4:48)  
Goalenders: BRODEUR/Brathwaite
110. 12/2/02: DEVILS 1 @ Phi. 0 (GIONTA, 2:51)  
Goalenders: BRODEUR/Cechmanek
111. 12/4/02: Van. 3 @ DEVILS 2 (Bertuzzi, 0:56)  
Goalenders: BRODEUR/Cloutier
112. 12/14/02: DEVILS 3 @ Ott. 4 (Fisher, 3:10)  
Goalenders: BRODEUR/Lalime
- 
113. 12/28/02: Wsh. 1 @ DEVILS 2 (NIEDERMAYER, 4:10 PPG)  
Goalenders: BRODEUR/Kolzig
114. 1/22/03: DEVILS 5 @ SJ 4 (NIJEUWENDYK, 4:32)  
Goalenders: BRODEUR/Kiprusoff
115. 1/25/03: DEVILS 1 @ LA 2 (Palfy, 3:50)  
Goalenders: BRODEUR/Potvin
116. 3/1/03: Wsh. 1 @ DEVILS 2 (STEVENS, 2:54)  
Goalenders: BRODEUR/Kolzig
117. 3/5/03: DEVILS 4 @ Cgy. 5 (Gelinias, 1:54)  
Goalenders: SCHWAB/Turek
118. 4/1/03: Tor. 3 @ DEVILS 2 (Kaberle, 2:44)  
Goalenders: BRODEUR/Belfour
- 
119. 11/5/03: SJ 2 @ DEVILS 3 (LANGENBRUNNER, 4:17)  
Goalenders: BRODEUR/Nabokov
120. 11/21/03: Pit. 1 @ DEVILS 2 (ELIAS, 0:39)  
Goalenders: BRODEUR/Fleury
121. 12/10/03: NYI 0 @ DEVILS 1 (ELIAS, 2:09)  
Goalenders: BRODEUR/Snow
122. 12/26/03: NYI 4 @ DEVILS 3 (Parrish, 1:25)  
Goalenders: BRODEUR/Snow
123. 1/5/04: Edm. 2 @ DEVILS 3 (ELIAS, 0:41)  
Goalenders: BRODEUR/Salo
124. 1/17/04: Wsh. 1 @ DEVILS 2 (ELIAS, 2:17)  
Goalenders: SCHWAB/Kolzig
125. 2/15/04: LA 2 @ DEVILS 3 (MARTIN, 3:53)  
Goalenders: BRODEUR/Cechmanek
126. 3/5/04: DEVILS 2 @ TB 3 (Andreychuk, 2:17)  
Goalenders: BRODEUR/Khabibulin
127. 3/23/04: DEVILS 4 @ Fla. 3 (NIEDERMAYER, 3:55)  
Goalenders: BRODEUR/Luong
- 
128. 10/8/05: NYR 2 @ DEVILS 3 (RAFALSKI, 3:17)  
Goalenders: BRODEUR/Lundqvist
129. 11/1/05: Pit. 4 @ DEVILS 3 (Gonchar, 1:01)  
Goalenders: CLEMMENSEN/Caron
130. 12/11/05: DEVILS 2 @ CBJ 3 (Berard, 4:46)  
Goalenders: BRODEUR/Denis
131. 12/15/05: Atl. 3 @ DEVILS 2 (Savard, 4:55 PPG)  
Goalenders: BRODEUR/Garnett
132. 1/26/06: DEVILS 0 @ TB 1 (Fedotenko, 2:22)  
Goalenders: BRODEUR/Grahame
133. 2/9/06: DEVILS 3 @ Bos. 2 (GIONTA, 2:10)  
Goalenders: BRODEUR/Thomas
134. 3/23/06: DEVILS 5 @ Atl. 6 (Bondra, 1:03)  
Goalenders: BRODEUR/Lehtonen
135. 4/2/06: DEVILS 3 @ Pit. 2 (GIONTA, 2:22)  
Goalenders: BRODEUR/Fleury
136. 4/11/06: DEVILS 4 @ Car. 3 (GIONTA, 0:28 PPG)  
Goalenders: BRODEUR/Gerber
- 
137. 12/6/06: Mtl. 1 @ DEVILS 2 (ELIAS, 4:52 PPG)  
Goalenders: BRODEUR/Aebischer
138. 1/13/07: DEVILS 2 @ NYI 1 (GOMEZ, 3:40)  
Goalenders: BRODEUR/DiPietro
139. 2/1/07: DEVILS 6 @ Phi. 5 (LUKOWICH, 4:10)  
Goalenders: BRODEUR/Niittymaki
140. 3/6/07: DEVILS 4 @ Phi. 5 (Gagne, 1:47)  
Goalenders: BRODEUR/Biron
- 
141. 10/20/07: DEVILS 3 @ NYI 4 (Guerin, 4:56 PPG)  
Goalenders: WEEKES/DiPietro
142. 12/5/07: Bos. 3 @ DEVILS 4 (ELIAS, 3:16)  
Goalenders: BRODEUR/Rask
143. 12/9/07: DEVILS 0 @ NYR 1 (Shanahan, 0:30)  
Goalenders: BRODEUR/Lundqvist
144. 12/23/07: DEVILS 1 @ Cgy. 0 (ELIAS, 0:25)  
Goalenders: BRODEUR/Kiprusoff
145. 2/4/08: Pit. 3 @ DEVILS 4 (PARISE, 0:37)  
Goalenders: BRODEUR/Conklin
146. 2/13/08: Ott. 2 @ DEVILS 3 (GIONTA, 2:14)  
Goalenders: BRODEUR/Gerber
147. 2/24/08: DEVILS 2 @ Wsh. 1 (MADDEN, 4:10)  
Goalenders: BRODEUR/Johnson
148. 2/26/08: DEVILS 1 @ Car. 2 (Samsonov, 1:36)  
Goalenders: BRODEUR/Ward
149. 3/7/08: TB 1 @ DEVILS 2 (ELIAS, 4:02)  
Goalenders: BRODEUR/Ramo
150. 4/1/08: DEVILS 2 @ NYI 1 (PARISE, 0:29)  
Goalenders: BRODEUR/MacDonald

151. 10/11/08: DEVILS 2 @ Pit. 1 (PARISE, 4:22)  
Goaltenders: BRODEUR/Flueury
152. 10/25/08: DEVILS 2 @ Phi. 3 (Carter, 3:44)  
Goaltenders: BRODEUR/Biron
153. 11/26/08: DEVILS 3 @ Fla. 2 (ODUYA, 4:04)  
Goaltenders: CLEMMENSEN/Anderson
154. 12/4/08: DEVILS 3 @ Phi. 2 (ELIAS, 2:46)  
Goaltenders: CLEMMENSEN/Biron
155. 12/6/08: DEVILS 2 @ Mtl. 1 (PARISE, 0:31 PPG)  
Goaltenders: CLEMMENSEN/Price
156. 1/4/09: Ott. 3 @ DEVILS 4 (ROLSTON, 1:43 PPG)  
Goaltenders: CLEMMENSEN/Auld
157. 1/29/09: DEVILS 4 @ Bos. 3 (LANGENBRUNNER, 1:11)  
Goaltenders: CLEMMENSEN/Thomas
158. 1/30/09: Pit. 3 @ DEVILS 4 (LANGENBRUNNER, 4:00)  
Goaltenders: CLEMMENSEN/Flueury
159. 3/3/09: DEVILS 3 @ Tor. 2 (ODUYA, 4:48)  
Goaltenders: BRODEUR/Toskala
160. 3/27/09: DEVILS 2 @ Chi. 3 (Seabrook, 3:36)  
Goaltenders: BRODEUR/Khabibulin
161. 4/3/09: TB 4 @ DEVILS 5 (PARISE, 1:21)  
Goaltenders: BRODEUR/Ramo
- 
162. 1/9/10: DEVILS 2 @ Mtl. 1 (PARISE, 2:38)  
Goaltenders: BRODEUR/Halak
163. 1/29/10: Tor. 4 @ DEVILS 5 (ZAJAC, 3:44 PPG)  
Goaltenders: BRODEUR/Toskala
164. 2/10/10: Phi. 3 @ DEVILS 2 (Gagne, 3:27)  
Goaltenders: BRODEUR/Leighton
165. 3/30/10: Bos. 1 @ DEVILS 0 (Bergeron, 4:41)  
Goaltenders: BRODEUR/Rask
- 
166. 10/8/10: Dal. 4 @ DEVILS 3 (Eriksson, 1:36)  
Goaltenders: BRODEUR/Lehtonen
167. 10/13/10: DEVILS 1 @ Buf. 0 (KOVALCHUK, 0:53)  
Goaltenders: BRODEUR/Miller
168. 11/12/10: Edm. 3 @ DEVILS 4 (KOVALCHUK, 3:27 PPG)  
Goaltenders: BRODEUR/Dubnyk
169. 1/15/11: DEVILS 2 @ Fla. 3 (Kulikov, 3:36)  
Goaltenders: BRODEUR/Clemmensen
170. 2/4/11: Fla. 4 @ DEVILS 3 (Olesz, 2:00)  
Goaltenders: HEDBERG/Vokoun
171. 2/8/11: Car. 2 @ DEVILS 3 (TEDENBY, 2:42)  
Goaltenders: HEDBERG/Ward
172. 2/10/11: DEVILS 2 @ Tor. 1 (KOVALCHUK, 4:36)  
Goaltenders: HEDBERG/Reimer
173. 3/4/11: Pit. 1 @ DEVILS 2 (KOVALCHUK, 4:35 PPG)  
Goaltenders: BRODEUR/Johnson
174. 3/11/11: DEVILS 3 @ Atl. 2 (ZAJAC, 4:18 PPG)  
Goaltenders: BRODEUR/Pavelec
175. 3/12/11: NYI 2 @ DEVILS 3 (SALMELA, 3:09)  
Goaltenders: BRODEUR/Montoya
- 
176. 1/15/11: Wpg. 2 @ DEVILS 3 (HENRIQUE, 1:28)  
Goaltenders: BRODEUR/Pavelec
177. 12/6/11: DEVILS 3 @ Tor. 2 (CLARKSON, 2:40)  
Goaltenders: BRODEUR/Reimer
178. 1/2/12: DEVILS 2 @ Ott. 3 (Alfredsson, 4:00 PPG)  
Goaltenders: BRODEUR/Anderson
179. 1/11/12: DEVILS 2 @ Edm. 1 (PARISE, 1:06 PPG)  
Goaltenders: HEDBERG/Khabibulin
180. 2/21/12: DEVILS 4 @ Tor. 3 (FAYNE, 1:18)  
Goaltenders: BRODEUR/Gustavsson
181. 3/1/12: DEVILS 3 @ Bos. 4 (Krejci, 2:59)  
Goaltenders: BRODEUR/Thomas
- 
182. 1/25/13: Wsh. 2 @ DEVILS 3 (KOVALCHUK, 4:39)  
Goaltenders: BRODEUR/Neuvirth
183. 1/27/13: DEVILS 3 @ Mtl. 4 (Markov, 4:22 PPG)  
Goaltenders: BRODEUR/Price
184. 1/31/13: NYI 5 @ DEVILS 4 (Boyes, 2:01 PPG)  
Goaltenders: BRODEUR/Nabokov
185. 3/30/13: DEVILS 2 @ Fla. 3 (Kulikov, 1:43)  
Goaltenders: BRODEUR/Markstrom
- 
186. 10/8/13: DEVILS 2 @ Van. 3 (Santorelli, 2:18)  
Goaltenders: SCHNEIDER/Luongo
187. 11/20/13: DEVILS 4 @ Ana. 3 (ZAJAC, 1:58)  
Goaltenders: BRODEUR/Hiller
188. 11/21/13: DEVILS 2 @ LA 1 (JAGR, 2:30)  
Goaltenders: SCHNEIDER/Scrivens
- 
189. 11/30/13: Buf. 0 @ DEVILS 1 (BERNIER, 4:19)  
Goaltenders: SCHNEIDER/Enroth
190. 12/7/13: DEVILS 4 @ NYR 3 (GELINAS, 1:15 PPG)  
Goaltenders: BRODEUR/Lundqvist
191. 12/20/13: Ana. 3 @ DEVILS 2 (Palmeri, 2:37)  
Goaltenders: SCHNEIDER/Hiller
192. 12/21/13: DEVILS 5 @ Wsh. 4 (GREENE, 0:43)  
Goaltenders: BRODEUR/Holby
193. 1/7/14: Phi. 3 @ DEVILS 2 (B. Schenn, 1:50)  
Goaltenders: BRODEUR/Emery
194. 1/11/14: Fla. 1 @ DEVILS 2 (ZIDLICKY, 4:57)  
Goaltenders: SCHNEIDER/Thomas
195. 1/30/14: DEVILS 3 @ Dal. 2 (ELIAS, 0:40 PPG)  
Goaltenders: SCHNEIDER/Lehtonen
196. 1/31/14: DEVILS 2 @ Nsh. 3 (Weber, 1:29)  
Goaltenders: SCHNEIDER/Hutton
197. 2/3/14: Col. 2 @ DEVILS 1 (O'Reilly, 0:28 PPG)  
Goaltenders: SCHNEIDER/Giguere
198. 2/7/14: Edm. 1 @ DEVILS 2 (MERRILL, 2:34)  
Goaltenders: SCHNEIDER/Bryzgalov
199. 3/20/14: Min. 3 @ DEVILS 4 (GREENE, 2:00)  
Goaltenders: SCHNEIDER/Bryzgalov
- 
200. 10/21/14: NYR 4 @ DEVILS 3 (Klein, 2:42)  
Goaltenders: SCHNEIDER/Lundqvist
201. 10/25/14: DEVILS 3 @ Ott. 2 (JAGR, 3:39 PPG)  
Goaltenders: SCHNEIDER/Lehner
202. 1/9/15: NYI 3 @ DEVILS 2 (Tavares, 3:05)  
Goaltenders: KINKAID/Halak
203. 1/30/15: Pit. 2 @ DEVILS 1 (Despres, 2:21)  
Goaltenders: SCHNEIDER/Flueury
204. 2/27/15: Bos. 3 @ DEVILS 2 (Spooner, 2:46)  
Goaltenders: SCHNEIDER/Svedberg
205. 3/26/15: DEVILS 2 @ Wsh. 3 (Kuznetsov, 1:13)  
Goaltenders: SCHNEIDER/Holby
206. 3/31/15: DEVILS 2 @ CBJ 3 (Johnson, 0:56)  
Goaltenders: SCHNEIDER/Bobrovsky
207. 4/9/15: DEVILS 3 @ TB 4 (Johnson, 1:22 PPG)  
Goaltenders: KINKAID/Bishop
- 
208. 10/18/15: DEVILS 2 @ NYR 1 (STEMPNIAK, 3:07)  
Goaltenders: SCHNEIDER/Lundqvist
209. 10/20/15: Ari. 2 @ DEVILS 3 (LARSSON, 0:43)  
Goaltenders: SCHNEIDER/Smith
210. 11/8/15: Van. 3 @ DEVILS 4 (PALMIERI, 3:33 PPG)  
Goaltenders: KINKAID/Miller
211. 11/28/15: DEVILS 3 @ Mtl. 2 (MOORE, 2:31)  
Goaltenders: SCHNEIDER/Condon
212. 12/4/16: Phi. 4 @ DEVILS 3 (Read, 3:24)  
Goaltenders: SCHNEIDER/Neuvirth
213. 12/11/15: Det. 2 @ DEVILS 3 (PALMIERI, 4:20)  
Goaltenders: SCHNEIDER/Howard
214. 1/2/16: Dal. 2 @ DEVILS 3 (MOORE, 1:47 PPG)  
Goaltenders: SCHNEIDER/Niemi
215. 2/13/16: DEVILS 2 @ Phi. 1 (HENRIQUE, 2:58 PPG)  
Goaltenders: SCHNEIDER/Neuvirth
216. 3/3/16: DEVILS 5 @ Nsh. 4 (HENRIQUE, 1:54 PPG)  
Goaltenders: KINKAID/Rinne
217. 3/12/16: DEVILS 2 @ LA 1 (MOORE, 4:44)  
Goaltenders: KINKAID, Quick
218. 3/25/16: Wsh. 1 @ DEVILS 0 (Carlson, 2:17)  
Goaltenders: WEDGEWOOD/Holby
- 
219. 10/13/16: DEVILS 1 @ Fla. 2 (Barkov, 2:48)  
Goaltenders: SCHNEIDER/Luongo
220. 10/22/16: Min. 1 @ DEVILS 2 (HALL, 0:29)  
Goaltenders: SCHNEIDER/Dubnyk
221. 10/28/16: Chi. 3 @ DEVILS 2 (Anisimov, 1:15)  
Goaltenders: KINKAID/Crawford
222. 11/3/16: DEVILS 3 @ Fla. 4 (Trocheck, 4:16)  
Goaltenders: SCHNEIDER/Reimer
223. 11/11/16: DEVILS 2 @ Buf. 1 (GREENE, 0:29) PS  
Goaltenders: KINKAID/Nilsson
224. 11/15/16: DEVILS 2 @ Dal. 1 (HENRIQUE, 0:44)  
Goaltenders: SCHNEIDER/Niemi
225. 11/25/16: Det. 5 @ DEVILS 4 (Green, 3:18)  
Goaltenders: SCHNEIDER/Mrazek
226. 12/1/16: DEVILS 3 @ Chi. 4 (Hossa, 1:31)  
Goaltenders: SCHNEIDER/Crawford
227. 12/3/16: DEVILS 5 @ Nsh. 4 (CAMPALLERI, 4:42)  
Goaltenders: KINKAID/Rinne

228. 1/7/17: Edm. 2 @ DEVILS 1 (Letestu, 3:59) PP  
Goaltenders: SCHNEIDER/Talbot
229. 1/12/17: DEVILS 2 @ Edm. 3 (Draisaitl, 1:50)  
Goaltenders: SCHNEIDER/Talbot
230. 1/15/17: DEVILS 2 @ Van. 1 (HALL, 1:28)  
Goaltenders: SCHNEIDER/Markstrom
231. 2/3/17: Cgy. 4 @ DEVILS 3 (Backlund, 1:13)  
Goaltenders: SCHNEIDER/Elliott
232. 2/25/17: Nyr. 4 @ DEVILS 3 (Zibanejad, 1:16)  
Goaltenders: SCHNEIDER/Raanta
233. 2/27/17: Mtl. 4 @ DEVILS 3 (Galchenyuk, 2:54)  
Goaltenders: SCHNEIDER/Montoya
234. 3/21/17: Nyr. 2 @ DEVILS 3 (BLANDISI, 4:05)  
Goaltenders: SCHNEIDER/Raanta
235. 3/26/17: Dal. 2 @ DEVILS 1 (Seguin, 0:20)  
Goaltenders: KINKAID/Lehtonen
236. 4/4/17: Phi. 0 @ DEVILS 1 (MOORE, 0:59)  
Goaltenders: KINKAID/Mason
- 
237. 11/09/17: Edm. 3 @ DEVILS 2 (Draisaitl, 4:33)  
Goaltenders SCHNEIDER/Talbot
238. 11/16/17: DEVILS 0 @ Tor. 1 (Nylanders, 4:57)  
Goaltenders: SCHNEIDER/Andersen
239. 11/20/17: DEVILS 4 @ Min. 3 (MOORE, 0:52)  
Goaltenders: SCHNEIDER/Dubnyk
240. 11/25/17: DEVILS 4 @ Det. 3 (GIBBONS, 2:32)  
Goaltenders: KINKAID/Howard
241. 12/14/17: DEVILS 1 @ Mtl. 2 (Plekanec, 1:52)  
Goaltenders: SCHNEIDER/Price
242. 12/29/17: Buf. 4 @ DEVILS 3 (Ristolainen, 2:37)  
Goaltenders: SCHNEIDER/Lehner
243. 01/18/18: Wsh. 3 @ DEVILS 4 (HALL, 0:34)  
Goaltenders: KINKAID/Holby
244. 02/18/18: DEVILS 3 @ Car. 2 (HALL, 4:37)  
Goaltenders: KINKAID/Ward
245. 03/23/18: DEVILS 4 @ Pit. 3 (HALL, 0:27)  
Goaltenders: KINKAID/Murray
246. 03/29/18: Pit. 4 @ DEVILS 3 (Crosby, 0:19)  
Goaltenders: KINKAID/Murray
- 
247. 10/25/18: Nsh. 4 @ DEVILS 3 (Turriss, 3:35)  
Goaltenders KINKAID/Saros
248. 11/17/18: Det. 3 @ DEVILS 2 (Larkin, 4:09)  
Goaltenders: KINKAID/Bernier
249. 11/23/18: NYI 4 @ DEVILS 3 (Barzal, 3:40)  
Goaltenders: KINKAID/Greiss
250. 11/26/18: DEVILS 3 @ Fla. 4 (Hoffman, 1:28)  
Goaltenders: KINKAID/Reimer
251. 12/1/18: Wpg. 4 @ DEVILS 3 (Scheifele, 4:43)  
Goaltenders: KINKAID/Brossoit
252. 12/14/18: VGK 4 @ DEVILS 5 (HISCHIER, 0:41)  
Goaltenders: KINKAID/Fleury
253. 02/02/19: DEVILS 3 @ Mtl. 2 (HISCHIER, 1:56)  
Goaltenders: BLACKWOOD/Niemi
254. 02/15/19: DEVILS 5 @ Min. 4 (HISCHIER, 3:19)  
Goaltenders: SCHNEIDER/Dubnyk
255. 03/30/19: StL. 3 @ DEVILS 2 (Dunn, 4:57)  
Goaltenders: SCHNEIDER/Allen
256. 04/06/19: DEVILS 4 @ Fla. 3 (ZAJAC, 0:56)  
Goaltenders: BLACKWOOD/Luongo
- 
257. 10/30/19: Tb. 7 @ DEVILS 6 (Johnson, 1:16)  
Goaltenders: SCHNEIDER/McElhinney
258. 11/16/19: DEVILS 4 @ Mtl. 3 (PALMIERI, 1:30)  
Goaltenders: BLACKWOOD/Kinkaid
259. 12/27/19: Tor. 5 @ DEVILS 4 (Nylander, 2:38)  
Goaltenders: BLACKWOOD/Hutchinson
260. 12/29/19: DEVILS 4 @ Ott. 3 (HUGHES, 0:54)  
Goaltenders: BLACKWOOD/Anderson
261. 01/07/20: NYI 4 @ DEVILS 3 (Lee, 4:09)  
Goaltenders: BLACKWOOD/Greiss
262. 02/01/20: Dal. 3 @ DEVILS 2 (Pavelski, 1:39)  
Goaltenders: DOMINGUE/Bishop
263. 02/27/20: DEVILS 2 @ SJ 3 (Couture, 0:38)  
Goaltenders: SCHNEIDER/Jones
264. 02/29/20: DEVILS 1 @ LA 2 (Kemppe, 1:58)  
Goaltenders: BLACKWOOD/Quick
- 
265. 01/16/21: Bos. 1 @ DEVILS 2 (SHARANGOVICH, 4:58)  
Goaltenders: BLACKWOOD/Halak
266. 02/25/21: DEVILS 4 @ Buf. 3 (ZACHA, 1:17)  
Goaltenders: BLACKWOOD/Hutton/Ullmark, 19:34)
267. 03/09/21: DEVILS 4 @ Wsh. 5 (Vrana, 1:30)  
Goaltenders: WEDGEWOOD/Vanecek
268. 03/21/21: DEVILS 2 @ Pit. 1 (BRATT, 2:50)  
Goaltenders: BLACKWOOD/Jarry
269. 04/02/21: Wsh. 2 @ DEVILS 1 (Orlov, 4:39)  
Goaltenders: BLACKWOOD/Vanecek
270. 05/04/21: Bos. 3 @ DEVILS 4 (ZACHA, 2:42)  
Goaltenders: BLACKWOOD/Halak
- 
271. 10/15/21: Chi. 3 @ DEVILS 4 (HUGHES, 0:57)  
Goaltenders: BERNIER/Lankinen
272. 10/23/21: Buf. 1 @ DEVILS 2 (ZACHA, 3:09)  
Goaltenders: DAWs/Tokarski
273. 11/5/21: DEVILS @ Lak. (lafailo, 0:42)  
Goaltenders: BLACKWOOD/Petersen
274. 12/31/21: Edm. 5 @ DEVILS 6 (Hughes, 2:55)  
Goaltenders: BLACKWOOD/Smith
275. 1/2/22: DEVILS 4 @ Wsh. 3 (Hischier, 2:56)  
Goaltenders: BLACKWOOD/Samsonov
276. 3/6/22: Stl. 2 @ DEVILS 3 (Hamilton, 1:12)  
Goaltenders: DAWs/Husso
277. 4/2/22: Fla. 7 @ DEVILS 6 (Forsling, 1:45)  
Goaltenders: HAMMOND/Bobrovsky, Knight
278. 4/23/22: Car. 3 @ DEVILS 2 (Jarvis, 1:39)  
Goaltenders: GILLIES/Kochetkov
279. 4/26: DEVILS 4 @ Ott. 5 (Batherson, 3:17)  
Goaltenders: BLACKWOOD/Forsberg
- 
280. 11/05/22: DEVILS 4 @ Cal. 3 (ZETTEERLUND, 2:38)  
Goaltenders: VANECEK/Markstrom
281. 11/10/22: Ott. 3 @ DEVILS 4 (HISCHIER, 4:27)  
Goaltenders: VANECEK, SCHMID/Forsberg
282. 11/17/22: DEVILS 3 @ TOR 2 (SHARANGOVICH, 0:57)  
Goaltenders: VANECEK/Murray
283. 12/01/22: Nsh. 4 @ DEVILS 3 (Johansen, 0:33)  
Goaltenders: VANECEK/Saros
284. 12/12/22: DEVILS 3 @ NYR 4 (Chytil, 2:15)  
Goaltenders: VANECEK/Shesterkin
285. 01/07/23: NYR 3 @ DEVILS 4 (SEVERSON, 2:47)  
Goaltenders: VANECEK/Shesterkin
286. 01/19/23: DEVILS 3 @ Sea. 4 (Burakovsky, 1:10)  
Goaltenders: BLACKWOOD/Martin
287. 01/22/23: Pit. 1 @ DEVILS 2 (HAMILTON, 2:07)  
Goaltenders: VANECEK/Jarry
288. 01/24/23: VGK 2 @ DEVILS 3 (HAMILTON, 3:54)  
Goaltenders: VANECEK/Thompson
289. 01/27/23: DEVILS 3 @ Dal. 2 (J. HUGHES, 0:20)  
Goaltenders: VANECEK/Oettinger
290. 02/06/23: Van. 4 @ DEVILS 5 (BRATT, 4:18)  
Goaltenders: VANECEK/Delia
291. 02/23/23: LAK 3 @ DEVILS 4 (MERCER, 2:30)  
Goaltenders: VANECEK/Copley
292. 03/05/23: DEVILS 5 @ Ari. 4 (HISCHIER, 0:23)  
Goaltenders: VANECEK/Ingram
293. 03/21/23: Min. 2 @ DEVILS 1 (Boldy, 4:58)  
Goaltenders: VANECEK/Gustavsson
294. 04/13/23: DEVILS 5 @ Wsh. 4 (L. HUGHES, 4:33)  
Goaltenders: BLACKWOOD, SCHMID/Kuemper
- 
295. 10/20/23: DEVILS 5 @ NYI 4 (J. Hughes, 2:19)  
Goaltenders: SCHMID, Sorokin
296. 11/30/23: DEVILS 4 @ PHI 3 (L. Hughes, 0:28)  
Goaltenders: SCHMID, Hart
297. 12/13/23: BOS 1 @ DEVILS 2 (J. Hughes, 2:47)  
Goaltenders: VANECEK, Swayman
298. 12/19/23: PHI 3 @ DEVILS 2 (O. Tippett, 3:25)  
Goaltenders: VANECEK, Ersson
299. 12/27/23: CBJ 3 @ DEVILS 4 (T. Meier, 2:12)  
Goaltenders: VANECEK, Merzlikins
300. 1/11/24: DEVILS 3 @ TBL 4 (D. Raddysh, 1:52)  
Goaltenders: VANECEK, Vasilienkiy
- 301: 1/22/24: VGK 5 @ DEVILS 6 (T. Toffoli, 2:35)  
Goaltenders: VANECEK, Thompson
302. 2/10/24: DEVILS 0 @ CAR 1 (Aho, 3:40)  
Goaltenders: VANECEK, Kochetkov

# OVERTIME/SHOOTOUT HISTORY

| OVERALL      | GP         | W          | L             | T          | PT%   | HOME         | GP         | W          | L            | T         | PT%  | ROAD         | GP         | W          | L            | T          | PT%      |
|--------------|------------|------------|---------------|------------|-------|--------------|------------|------------|--------------|-----------|------|--------------|------------|------------|--------------|------------|----------|
| 1983-84      | 15         | 1          | 7             | 7          | 0.300 | 1983-84      | 8          | 1          | 5            | 2         | .250 | 1983-84      | 7          | 0          | 2            | 5          | .357     |
| 1984-85      | 12         | 0          | 2             | 10         | .417  | 1984-85      | 10         | 0          | 6            | 6         | .500 | 1984-85      | 6          | 0          | 2            | 4          | .333     |
| 1986-86      | 10         | 4          | 3             | 3          | .550  | 1985-86      | 6          | 2          | 2            | 2         | .500 | 1985-86      | 4          | 2          | 1            | 1          | .625     |
| 1986-87      | 13         | 3          | 4             | 6          | .462  | 1986-87      | 7          | 2          | 2            | 3         | .500 | 1986-87      | 6          | 1          | 2            | 3          | .417     |
| 1987-88      | 12         | 4          | 2             | 6          | .583  | 1987-88      | 3          | 1          | 1            | 1         | .500 | 1987-88      | 9          | 3          | 1            | 5          | .611     |
| 1988-89      | 17         | 1          | 4             | 12         | .412  | 1988-89      | 7          | 0          | 2            | 5         | .357 | 1988-89      | 10         | 1          | 2            | 7          | .450     |
| 1989-90      | 16         | 3          | 4             | 9          | .469  | 1989-90      | 7          | 2          | 2            | 3         | .500 | 1989-90      | 9          | 1          | 2            | 6          | .444     |
| 1990-91      | 17         | 1          | 1             | 15         | .500  | 1990-91      | 9          | 1          | 1            | 7         | .500 | 1990-91      | 8          | 0          | 8            | 0          | .500     |
| 1991-92      | 17         | 2          | 4             | 11         | .441  | 1991-92      | 8          | 2          | 2            | 4         | .500 | 1991-92      | 9          | 0          | 2            | 7          | .389     |
| 1992-93      | 11         | 4          | 0             | 7          | .682  | 1992-93      | 4          | 0          | 0            | 4         | .500 | 1992-93      | 7          | 4          | 0            | 3          | .786     |
| 1993-94      | 14         | 1          | 1             | 12         | .500  | 1993-94      | 3          | 0          | 1            | 2         | .333 | 1993-94      | 11         | 1          | 0            | 10         | .545     |
| 1994-95      | 11         | 1          | 2             | 8          | .455  | 1994-95      | 8          | 1          | 1            | 6         | .500 | 1994-95      | 3          | 0          | 1            | 2          | .333     |
| 1995-96      | 19         | 7          | 0             | 12         | .684  | 1995-96      | 4          | 2          | 0            | 2         | .750 | 1995-96      | 15         | 5          | 0            | 10         | .667     |
| 1996-97      | 17         | 1          | 2             | 14         | .471  | 1996-97      | 11         | 1          | 1            | 9         | .500 | 1996-97      | 6          | 0          | 1            | 5          | .417     |
| 1997-98      | 16         | 2          | 3             | 11         | .469  | 1997-98      | 6          | 2          | 2            | 2         | .500 | 1997-98      | 10         | 0          | 1            | 9          | .450     |
| 1998-99      | 15         | 3          | 1             | 11         | .567  | 1998-99      | 11         | 2          | 1            | 8         | .545 | 1998-99      | 4          | 1          | 0            | 3          | .625     |
| 1999-00      | 16         | 3          | 5             | 8          | .438  | 1999-00      | 6          | 2          | 1            | 3         | .583 | 1999-00      | 10         | 1          | 4            | 5          | .350     |
| 2000-01      | 20         | 5          | 3             | 12         | .550  | 2000-01      | 9          | 3          | 0            | 6         | .667 | 2000-01      | 11         | 2          | 3            | 6          | .455     |
| 2001-02      | 19         | 6          | 4             | 9          | .553  | 2001-02      | 9          | 3          | 2            | 4         | .555 | 2001-02      | 10         | 3          | 2            | 5          | .555     |
| 2002-03      | 24         | 8          | 6             | 10         | .542  | 2002-03      | 10         | 5          | 2            | 3         | .650 | 2002-03      | 14         | 3          | 4            | 7          | .464     |
| 2003-04      | 21         | 7          | 2             | 12         | .619  | 2003-04      | 12         | 6          | 1            | 5         | .708 | 2003-04      | 9          | 1          | 1            | 7          | .500     |
| 2005-06*     | 22         | 13         | 5/4           | -          | -     | 2005-06*     | 8          | 5          | 2/1          | -         | -    | 2005-06*     | 14         | 8          | 3/3          | -          | -        |
| 2006-07*     | 22         | 13         | 1/8           | -          | -     | 2006-07*     | 13         | 7          | 0/6          | -         | -    | 2006-07*     | 9          | 6          | 1/2          | -          | -        |
| 2007-08*     | 22         | 15         | 3/4           | -          | -     | 2007-08*     | 12         | 10         | 0/2          | -         | -    | 2007-08*     | 10         | 5          | 3/2          | -          | -        |
| 2008-09*     | 19         | 15         | 2/2           | -          | -     | 2008-09*     | 7          | 6          | 0/1          | -         | -    | 2008-09*     | 12         | 9          | 2/1          | -          | -        |
| 2009-10*     | 15         | 8          | 2/5           | -          | -     | 2009-10*     | 6          | 2          | 2/2          | -         | -    | 2009-10*     | 9          | 6          | 0/3          | -          | -        |
| 2010-11*     | 15         | 10         | 3/2           | -          | -     | 2010-11*     | 9          | 6          | 2/1          | -         | -    | 2010-11*     | 6          | 4          | 1/1          | -          | -        |
| 2011-12*     | 22         | 16         | 2/4           | -          | -     | 2011-12*     | 13         | 9          | 0/4          | -         | -    | 2011-12*     | 9          | 7          | 2/0          | -          | -        |
| 2012-13*     | 13         | 3          | 3/7           | -          | -     | 2012-13*     | 5          | 3          | 1/1          | -         | -    | 2012-13*     | 8          | 0          | 2/6          | -          | -        |
| 2013-14*     | 27         | 9          | 5/13          | -          | -     | 2013-14*     | 13         | 4          | 3/6          | -         | -    | 2013-14*     | 14         | 5          | 2/7          | -          | -        |
| 2014-15*     | 20         | 6          | 7/7           | -          | -     | 2014-15*     | 13         | 5          | 4/4          | -         | -    | 2014-15*     | 7          | 1          | 3/3          | -          | -        |
| 2015-16*     | 19         | 11         | 2/6           | -          | -     | 2015-16*     | 10         | 5          | 2/3          | -         | -    | 2015-16*     | 9          | 6          | 0/3          | -          | -        |
| 2016-17*     | 27         | 13         | 11/3          | -          | -     | 2016-17*     | 15         | 7          | 7/1          | -         | -    | 2016-17*     | 12         | 6          | 4/2          | -          | -        |
| 2017-18*     | 20         | 11         | 5/4           | -          | -     | 2017-18*     | 8          | 4          | 3/1          | -         | -    | 2017-18*     | 12         | 7          | 2/3          | -          | -        |
| 2018-19*     | 17         | 7          | 6/4           | -          | -     | 2018-19*     | 9          | 2          | 5/2          | -         | -    | 2018-19*     | 8          | 5          | 1/2          | -          | -        |
| 2019-20      | 18         | 6          | 12            | 0          | .333  | 2019-20      | 12         | 2          | 10           | 0         | .200 | 2019-20      | 6          | 4          | 2            | 0          | .666     |
| 2020-21      | 11         | 4          | 7             | 0          | .363  | 2020-21      | 5          | 3          | 2            | 0         | .600 | 2020-21      | 6          | 1          | 5            | 0          | .166     |
| 2021-22      | 17         | 8          | 9             | 0          | .470  | 2021-22      | 11         | 5          | 6            | 0         | .454 | 2021-22      | 6          | 2          | 4            | 0          | .333     |
| 2022-23      | 22         | 14         | 4/4           | 0          | .636  | 2022-23      | 10         | 6          | 2/2          | 0         | .600 | 2022-23      | 12         | 8          | 2/2          | 0          | .666     |
| 2023-24      | 10         | 5          | 3/2           | 0          | .500  | 2023-24      | 6          | 3          | 2/1          | 0         | .500 | 2023-24      | 4          | 2          | 0/0          | 0          | .500     |
| <b>TOTAL</b> | <b>644</b> | <b>236</b> | <b>189-95</b> | <b>205</b> |       | <b>TOTAL</b> | <b>311</b> | <b>122</b> | <b>66/38</b> | <b>87</b> |      | <b>TOTAL</b> | <b>333</b> | <b>114</b> | <b>51/40</b> | <b>118</b> | <b>-</b> |

| GOALTENDER    | GP  | W   | L*    | T   | VS. TEAM  | GP | W  | L*  | T  | GP        | W  | L* | T     |    |
|---------------|-----|-----|-------|-----|-----------|----|----|-----|----|-----------|----|----|-------|----|
| Allen         | 15  | 0   | 1/0   | -   | Ana.      | 6  | 3  | 1/1 | 1  | Mtl.      | 23 | 7  | 6/2   | 8  |
| Billington    | 15  | 4   | 3/-   | 8   | Ari./Wpg. | 16 | 4  | 1/0 | 7  | Nsh.      | 14 | 6  | 3/5   | 0  |
| Blackwood     | 6   | 4   | 1/1   | -   | Bos.      | 33 | 13 | 6/2 | 12 | NYI       | 49 | 12 | 12/19 | 16 |
| Brodeur       | 285 | 110 | 41/29 | 105 | Buf.      | 30 | 10 | 1/7 | 12 | NYR       | 48 | 15 | 8/7   | 20 |
| Burke         | 34  | 7   | 4/-   | 23  | Cgy.      | 15 | 3  | 3/2 | 7  | Ott.      | 33 | 22 | 7/4   | 5  |
| Chevrier      | 18  | 7   | 4/-   | 7   | Car./Hfd. | 27 | 11 | 5/2 | 9  | Phi.      | 43 | 20 | 7/1   | 15 |
| Clemmensen    | 15  | 9   | 1/5   | 0   | Chi.      | 22 | 6  | 3/2 | 11 | Pit.      | 28 | 10 | 6/2   | 10 |
| Danis         | 1   | 0   | 0/1   | -   | Col./Que. | 15 | 3  | 1/3 | 8  | SJ        | 12 | 6  | 2/2   | 2  |
| Dunham        | 6   | 1   | 1/-   | 4   | CBJ       | 7  | 2  | 2/2 | 1  | StL.      | 14 | 2  | 5/2   | 5  |
| Friesen       | 1   | 0   | 0/-   | 1   | Dal./Min. | 13 | 4  | 6/1 | 2  | TB        | 24 | 9  | 5/3   | 7  |
| Hedberg       | 21  | 13  | 1/7   | -   | Det.      | 16 | 3  | 5/1 | 7  | Tor.      | 30 | 10 | 2/9   | 9  |
| Kampouri      | 1   | 0   | 0/-   | 1   | Edm.      | 21 | 7  | 6/1 | 7  | Van.      | 11 | 5  | 3/1   | 2  |
| Kinkaid       | 36  | 19  | 10/7  | -   | Fla.      | 23 | 8  | 8/0 | 7  | VGK       | 35 | 4  | 3/1   | 0  |
| Low           | 9   | 0   | 1/-   | 8   | LA        | 10 | 5  | 1/1 | 3  | Wsh.      | 4  | 20 | 6/1   | 7  |
| Resch         | 20  | 2   | 10/-  | 8   | Min.      | 9  | 6  | 1/2 | 2  | Wpg./Atl. | 15 | 5  | 2/5   | 3  |
| Sauve         | 6   | 1   | 1/-   | 4   |           |    |    |     |    |           |    |    |       |    |
| Schmid        | 7   | 4   | 0/3   | 0   |           |    |    |     |    |           |    |    |       |    |
| Schneider     | 77  | 29  | 24/24 | -   |           |    |    |     |    |           |    |    |       |    |
| Schwab        | 4   | 1   | 1/-   | 2   |           |    |    |     |    |           |    |    |       |    |
| Shulmistra    | 1   | 0   | 1/-   | 0   |           |    |    |     |    |           |    |    |       |    |
| Terrieri      | 51  | 5   | 12/-  | 34  |           |    |    |     |    |           |    |    |       |    |
| Vanbiesbrouck | 1   | 1   | 0/-   | 0   |           |    |    |     |    |           |    |    |       |    |
| Vanecek       | 21  | 13  | 6/1   | 0   |           |    |    |     |    |           |    |    |       |    |
| Weekes        | 3   | 2   | 1/0   | -   |           |    |    |     |    |           |    |    |       |    |
| Wedgewood     | 1   | 0   | 1/0   | -   |           |    |    |     |    |           |    |    |       |    |

| VS. CURRENT GOALTENDER | GP | W | L*  | GP         | W | L* | GP  | W           | L* |   |     |  |  |
|------------------------|----|---|-----|------------|---|----|-----|-------------|----|---|-----|--|--|
| Andersen               | 1  | 0 | 1/0 | Holtby     | 6 | 3  | 2/1 | Oettinger   | 1  | 1 | 0/0 |  |  |
| Anderson               | 3  | 2 | 1/0 | Hutton     | 2 | 0  | 1/1 | Pavelic     | 4  | 4 | 0/0 |  |  |
| Bishop                 | 3  | 0 | 1/2 | Ingram     | 1 | 1  | 0/0 | Price       | 3  | 1 | 2/0 |  |  |
| Bobrovsky              | 2  | 1 | 1/0 | Jarry      | 1 | 1  | 0/0 | Quick       | 2  | 2 | 0/0 |  |  |
| Brossit                | 3  | 2 | 0/1 | Jones      | 2 | 0  | 1/1 | Raanta      | 1  | 0 | 1/0 |  |  |
| Budaj                  | 2  | 1 | 0/1 | Karlsson   | 1 | 1  | 0/0 | Ramo        | 4  | 3 | 0/1 |  |  |
| Condon                 | 3  | 2 | 0/1 | Kochetkov  | 1 | 1  | 0/0 | Reimer      | 7  | 4 | 2/1 |  |  |
| Copley                 | 1  | 1 | 0/0 | Kuemper    | 4 | 2  | 0/2 | Saros       | 5  | 4 | 1/0 |  |  |
| Crawford               | 3  | 1 | 2/0 | Lehner     | 3 | 1  | 1/1 | Scrivens    | 1  | 1 | 0/0 |  |  |
| Darling                | 1  | 0 | 0/1 | Lehtonen   | 7 | 1  | 3/3 | Shesterkin  | 1  | 1 | 1/0 |  |  |
| Delia                  | 1  | 1 | 0/0 | Lieuwen    | 1 | 0  | 0/1 | Smith, M.   | 4  | 3 | 0/1 |  |  |
| Dubnyk                 | 3  | 2 | 0/0 | MacDonald  | 1 | 1  | 0/0 | Sparks      | 1  | 0 | 0/1 |  |  |
| Elliott                | 2  | 0 | 1/1 | Markstrom  | 4 | 2  | 1/1 | Swayman     | 1  | 0 | 1/0 |  |  |
| Ersson                 | 1  | 1 | 0/0 | McElhinney | 1 | 0  | 0/1 | Sorokin     | 1  | 0 | 1/0 |  |  |
| Flury                  | 8  | 5 | 2/1 | Mrazek     | 2 | 0  | 1/1 | Talbot      | 3  | 0 | 3/0 |  |  |
| Forsberg               | 1  | 1 | 0/0 | Merzlikins | 1 | 0  | 1/0 | Thompson    | 1  | 0 | 1/0 |  |  |
| Greiss                 | 2  | 1 | 0/1 | Murray     | 4 | 2  | 1/1 | Tokarski    | 1  | 1 | 0/0 |  |  |
| Gustavsson             | 3  | 0 | 2/1 | Nilsson    | 3 | 1  | 0/2 | Varlamov    | 2  | 0 | 0/2 |  |  |
| Halak                  | 5  | 2 | 1/2 | Neuvirth   | 7 | 6  | 1/0 | Vasilevskiy | 2  | 2 | 1/0 |  |  |
| Hammond                | 1  | 0 | 1/0 | Niemi      | 4 | 1  | 1/2 | Vejmelka    | 1  | 1 | 0/0 |  |  |
| Hill                   | 1  | 0 | 0/1 |            |   |    |     |             |    |   |     |  |  |

\* Includes overtime/shootout losses, 2005-06 through 2022-23.



## CURRENT DEVILS' OVERTIME GOALS

| NO.                        | DATE     | SCORE                     | TIME | GOALTENDER |
|----------------------------|----------|---------------------------|------|------------|
| <b>JESPER BRATT (2)</b>    |          |                           |      |            |
| 1.                         | 03/21/21 | DEVILS 2 at Pittsburgh 1  | 2:50 | Jarry      |
| 2.                         | 02/06/23 | Vancouver at DEVILS 5     | 4:18 | Delia      |
| <b>NICO HISCHIER (6)</b>   |          |                           |      |            |
| 1.                         | 12/14/18 | Vegas 4 at DEVILS 5       | 0:41 | Fleury     |
| 2.                         | 02/02/19 | DEVILS 3 at Montreal 2    | 1:56 | Niemi      |
| 3.                         | 02/15/19 | DEVILS 5 at Minnesota 4   | 3:19 | Dubynk     |
| 4.                         | 01/02/22 | DEVILS 4 at Washington 3  | 2:56 | Samsonov   |
| 5.                         | 11/10/22 | Ottawa 3 at DEVILS 4      | 4:27 | Forsberg   |
| 6.                         | 03/05/23 | DEVILS 5 at Arizona 4     | 0:23 | Ingram     |
| <b>DOUGIE HAMILTON (3)</b> |          |                           |      |            |
| 1.                         | 03/06/22 | St. Louis 2 at DEVILS 3   | 1:12 | Husso      |
| 2.                         | 01/22/23 | Pittsburgh 1 at DEVILS 2  | 2:07 | Jarry      |
| 3.                         | 01/24/23 | Vegas 2 at DEVILS 3       | 3:54 | Thompson   |
| <b>JACK HUGHES (6)</b>     |          |                           |      |            |
| 1.                         | 12/29/19 | DEVILS 4 at Ottawa 3      | 0:54 | Anderson   |
| 2.                         | 10/15/21 | Chicago 3 at DEVILS 4     | 0:57 | Lankinen   |
| 3.                         | 12/31/21 | Edmonton 5 at DEVILS 6    | 2:55 | Smith      |
| 4.                         | 01/27/23 | DEVILS 3 at Dallas 2      | 1:05 | Oettinger  |
| 5.                         | 10/20/23 | DEVILS 5 @ NYI 4          | 2:19 |            |
| 6.                         | 12/13/23 | BOS 1 @ DEVILS 2          | 2:47 |            |
| <b>LUKE HUGHES (2)</b>     |          |                           |      |            |
| 1.                         | 04/13/23 | DEVILS 5 at Washington 4  | 4:33 | Kuemper    |
| 2.                         | 11/30/23 | DEVILS 4 @ PHI 3          | 0:28 |            |
| <b>DAWSON MERCER (1)</b>   |          |                           |      |            |
| 1.                         | 02/23/23 | Los Angeles 3 at DEVILS 4 | 2:30 | Copley     |
| <b>DAWSON MERCER (1)</b>   |          |                           |      |            |
| 1.                         | 12/27/23 | CBJ 3 @ DEVILS 4          | 2:12 |            |

**DEVILS' OT SCORING:** P. Elias (16g-21a-37pts); T. Zajac (4-12-16); A. Henrique (4-10-14); B. Rafalski (2-11-13); **N. Hischier (6-6-12)**; **J. Hughes (6-5-11)**; S. Niedermayer (8-4-12); Z. Parise (7-4-11); S. Gomez (2-8-10); S. Stevens (2-8-10); T. Hall (5-5-10); B. Holik (3-6-9); **D. Hamilton (3-5-8)**; J. Moore (6-2-8); B. Gionta (5-3-8); I. Kovalchuk (5-3-8); K. Palmieri (3-6-9); J. Langenbrunner (4-3-7); A. Greene (3-3-6); J. MacLean (3-3-6); J. Jagr (2-4-6); **J. Bratt (2-4-6)**; S. Richer (5-0-5); J. Oduya (2-3-5); P. Martin (1-4-5); J. Nieuwendyk (1-4-5); K. Muller (3-1-4); R. McKay (2-2-4); B. Rolston (1-3-4); L. Stempniak (1-3-4); P. Verbeek (1-3-4); M. Zidlicky (1-3-4); P. Zacha (2-2-4); S. Brylin (0-4-4); C. White (0-4-4); D. Severson (1-3-4); **L. Hughes (2-1-3)**; S. Thomas (3-0-3); B. Guerin (2-1-3); R. Preston (2-1-3); J. Arnett (1-2-3); M. Bridgman (1-2-3); J. Madden (1-2-3); P. Sykora (1-2-3); T. Albelin (0-3-3); D. Zubrus (0-3-3); A. Broten (2-0-2); Y. Sharangovich (2-0-2); D. Andreychuk (1-1-2); V. Fetisov (1-1-2); E. Gelinis (1-1-2); A. **T. Meier (1-1-2)**; Salmela (1-1-2); D. Sulliman (1-1-2); M. Tedenby (1-1-2); S. Brookbank (0-2-2); S. Chambers (0-2-2); J. Cirella (0-2-2); B. Driver (0-2-2); V. Vancek (0-2-2); A. Salomonsson (0-2-2); T. Smith (0-2-2); Pa. Sundstrom (0-2-2); S. Vatanen (0-2-2); V. Zelepkukin (0-2-2); S. Bernier (1-0-1); J. Blandisi (1-0-1); A. Brickley (1-0-1); D. Brown (1-0-1); D. Clarkson (1-0-1); M. Fayne (1-0-1); J. Friesen (1-0-1); B. Gibbons (1-0-1); T. Higgins (1-0-1); J. Ludvig (1-0-1); B. Lukowich (1-0-1); J. Merrill (1-0-1); B. Morrison (1-0-1); J. Pandolfo (1-0-1); C. Wolanin (1-0-1); G. Adams (0-1-1); D. Barr (0-1-1); M. Brodeur (0-1-1); K. Dean (0-1-1); P. Gagne (0-1-1); D. Gilmour (0-1-1); J. Hedberg (0-1-1); P. Housley (0-1-1); M. Johansson (0-1-1); V. Kamensky (0-1-1); A. Kasatonov (0-1-1); V. Kozlov (0-1-1); I. Larionov (0-1-1); A. Larsson (0-1-1); C. Lemieux (0-1-1); G. Mark (0-1-1); P. McNab (0-1-1); M. Mueller (0-1-1); J. Ojanen (0-1-1); D. Pederson (0-1-1); John Quenneville (0-1-1); D. Pichette (0-1-1); M. Ryder (0-1-1); H. Tallinder (0-1-1); M. Taormina (0-1-1); S. Turgeon (0-1-1); O. Tverdokvov (0-1-1); V. Vishnevski (0-1-1); F. Zetterlund (1-0-1); T. Toffoli (1-0-1); **D. Mercer (1-0-1)**.

**CURRENT OPPONENTS' OT GOALS:** L. Draisaitl (2); D. Kulikov (2); S. Aho (1); A. Anisimov (1); M. Backlund (1); A. Barkov (1); M. Barzal (1); D. Batherson (1); P. Bergeron (1); B. Boyes (1); J. Carter (1); J. Carlson (1); S. Crosby (1); S. Despres (1); V. Dunn (1); L. Eriksson (1); G. Forsling (1); A. Galchenyuk (1); J. Garrison (1); M. Green (1); M. Hoffman (1); S. Jarvis (1); Jack Johnson (1); Tyler Johnson (1); D. Krejci (1); E. Kuznetsov (1); D. Larkin (1); M. Letestu (1); P. Marleau (1); A. Markov (1); W. Nylander (1); R. O'Reilly (1); D. Orlov (1); A. Ovechkin (1); T. Plekanec (1); D. Raddys (1); M. Read (1); R. Ristolainen (1); M. Scheifele (1); B. Schenn (1); B. Seabrook (1); T. Seguin (1); R. Spooner (1); J. Tavares (1); J. Thornton (1); O. Tippett (1); K. Turris (1); V. Trochek (1); J. Vrana (1); S. Weber (1); M. Zibanejad (1); R. Johansen (1); F. Chytil (1); A. Burakovsky (1); M. Boldy (1).

## JERSEY DEVIL NAME &amp; LEGEND

After it was announced in May of 1982 that the Colorado Rockies franchise was moving to New Jersey, several state newspapers ran a contest asking readers for their nickname suggestions.

So why Devils? Said Devils' founder, the late Dr. John J. McMullen, at the time, "It's a great nickname because it combines the folklore of South Jersey with the Meadowlands."

For those unfamiliar with the legend, the New Jersey Devil dates back some 250 years. While there are many variations of the story, it most frequently begins with Mrs. Leeds, a farm woman from the Pine Barrens region of South Jersey. Already the mother of 12 children, when Mrs. Leeds found out that the 13th was on the way, she apparently exclaimed in despair, "Let it be a devil!"

In addition to being a busy mother, it should be noted that Mrs. Leeds was rumored to have dabbled in sorcery and many thought her to be a witch. On the night of her delivery in 1735, fierce thunderstorms hit the area and an air of uneasiness surrounded her house. When she finally gave birth, the offspring was a demonic creature that has alternately been reported to have had the features of a bat, snake, kangaroo, as well as a man. In any case, the creature quickly flew out an open window and immediately began cutting a wide swath of havoc and destruction throughout the state.

The legend has been fueled through the years by alleged sightings. The devil has been the object of numerous hunts and other pursuits, none of which have apparently been successful.

1. 10/29/05: DEVILS 5 @ Bos. 4 (GIONTA)  
Goaltenders: CLEMMENSEN/Tolvonen
  2. 11/5/05: DEVILS 2 @ NYR 3 (Prucha)  
Goaltenders: CLEMMENSEN/Weekes
  3. 12/3/05: Min. 2 @ DEVILS 3 (KOZLOV)  
Goaltenders: BRODEUR/Fernandez
  4. 12/9/05: Col. 4 @ DEVILS 3 (Laaksonen)  
Goaltenders: BRODEUR/Kolesnik
  5. 12/13/05: Edm. 1 @ DEVILS 2 (KOZLOV)  
Goaltenders: BRODEUR/Conklin
  6. 1/15/06: DEVILS 3 @ Chi. 2 (KOZLOV)  
Goaltenders: BRODEUR/Munro
  7. 1/19/06: DEVILS 4 @ Nsh. 3 (KOZLOV)  
Goaltenders: BRODEUR/Vokoun
  8. 1/21/06: NYI 2 @ DEVILS 3 (PARISE)  
Goaltenders: BRODEUR/DiPietro
  9. 3/1/06: Phi. 1 @ DEVILS 2 (KOZLOV)  
Goaltenders: BRODEUR/Esche
  10. 3/2/06: DEVILS 2 @ NYI 3 (Satan)  
Goaltenders: BRODEUR/DiPietro
  11. 3/7/06: DEVILS 1 @ NYI 2 (Hunter)  
Goaltenders: BRODEUR/DiPietro
  12. 3/10/06: DEVILS 4 @ Wsh. 3 (BRYLIN)  
Goaltenders: BRODEUR/Kolzig
  13. 3/28/06: DEVILS 3 @ Ott. 2 (GOMEZ)  
Goaltenders: BRODEUR/Emery
- 
14. 10/12/06: Tor. 6 @ Devils 7 (MADDEN)  
Goaltenders: BRODEUR/Aubin
  15. 10/19/06: Nsh. 4 @ Devils 3 (Erat)  
Goaltenders: CLEMMENSEN/Mason
  16. 11/7/06: Car. 2 @ DEVILS 3 (MADDEN)  
Goaltenders: BRODEUR/Ward
  17. 11/9/06: Chi. 1 @ DEVILS 2 (PARISE)  
Goaltenders: BRODEUR/Boucher
  18. 11/27/06: DEVILS 2 @ LA 3 (Kopitar)  
Goaltenders: BRODEUR/Garon
  19. 12/2/06: DEVILS 4 @ Phi. 3 (PARISE)  
Goaltenders: BRODEUR/Niittymaki
  20. 12/19/06: Atl. 4 @ DEVILS 3 (Vy. Kozlov)  
Goaltenders: BRODEUR/Lehtonen
  21. 1/2/07: NYR 3 @ DEVILS 2 (Hossa)  
Goaltenders: BRODEUR/Lundqvist
  22. 1/18/07: TB 3 @ DEVILS 2 (Richards)  
Goaltenders: BRODEUR/Holmqvist
  23. 1/20/07: Phi. 3 @ DEVILS 4 (GIONTA)  
Goaltenders: BRODEUR/Niittymaki
  24. 1/30/07: DEVILS 1 @ Atl. 2 (Hossa)  
Goaltenders: BRODEUR/Lehtonen
  25. 2/6/07: NYR 2 @ DEVILS 3 (GIONTA)  
Goaltenders: BRODEUR/Lundqvist
  26. 2/22/07: DEVILS 3 @ NYR 2 (LANGENBRUNNER)  
Goaltenders: BRODEUR/Lundqvist
  27. 3/2/07: Tor. 4 @ DEVILS 3 (O'Neill)  
Goaltenders: BRODEUR/Raycroft
  28. 3/8/07: DEVILS 4 @ Pit. 3 (ELIAS)  
Goaltenders: BRODEUR/Flueury
  29. 3/24/07: DEVILS 4 @ Fla. 3 (ZAJAC)  
Goaltenders: BRODEUR/Belfour
  30. 4/3/07: Ott. 1 @ DEVILS 2 (MADDEN)  
Goaltenders: BRODEUR/Emery
  31. 4/8/07: NYI 3 @ DEVILS 2 (Kozlov)  
Goaltenders: CLEMMENSEN/Dubielewicz
- 
32. 11/3/07: DEVILS 1 @ NYR 2 (Prucha)  
Goaltenders: BRODEUR/Lundqvist
  33. 12/2/07: Atl. 2 @ DEVILS 3 (GIONTA)  
Goaltenders: BRODEUR/Hedberg
  34. 12/28/07: Buf. 1 @ DEVILS 2 (PARISE)  
Goaltenders: BRODEUR/Miller
  35. 1/8/08: Buf. 1 @ DEVILS 2 (ELIAS)  
Goaltenders: BRODEUR/Miller
  36. 1/12/08: DEVILS 3 @ Buf. 2 (PARISE)  
Goaltenders: BRODEUR/Miller
  37. 2/6/08: DEVILS 2 @ Buf. 3 (Stafford)  
Goaltenders: BRODEUR/Miller
  38. 2/15/08: Atl. 4 @ DEVILS 3 (Dupuis)  
Goaltenders: BRODEUR/Hedberg
- 
39. 3/13/08: DEVILS 4 @ Min. 3 (LANGENBRUNNER)  
Goaltenders: BRODEUR/Backstrom
  40. 3/19/08: NYR 2 @ DEVILS 1 (Dawes)  
Goaltenders: BRODEUR/Lundqvist
  41. 3/28/08: Phi. 4 @ DEVILS 5 (LANGENBRUNNER)  
Goaltenders: BRODEUR/Biron
  42. 4/2/08: Bos. 2 @ DEVILS 3 (PARISE)  
Goaltenders: BRODEUR/Thomas
  43. 4/6/08: NYR 2 @ DEVILS 3 (ELIAS)  
Goaltenders: BRODEUR/Lundqvist
- 
44. 10/18/08: DEVILS 4 @ Wsh. 3 (PARISE)  
Goaltenders: BRODEUR/Johnson
  45. 10/29/08: Tor. 6 @ DEVILS 5 (Hagman)  
Goaltenders: BRODEUR/Toskala
  46. 11/5/08: TB 3 @ DEVILS 4 (LANGENBRUNNER)  
Goaltenders: WEEKES/Smith
  47. 11/15/08: Wsh. 5 @ DEVILS 6 (PARISE)  
Goaltenders: CLEMMENSEN/Theodore
  48. 12/16/08: DEVILS 2 @ Tor. 3 (Blake)  
Goaltenders: CLEMMENSEN/Toskala
  49. 12/21/08: Phi. 2 @ DEVILS 3 (ZAJAC)  
Goaltenders: CLEMMENSEN/Niittymaki
  50. 2/19/09: DEVILS 3 @ TB 2 (ELIAS)  
Goaltenders: WEEKES/Ramo
  51. 4/9/09: DEVILS 3 @ Ott. 2 (SHANAHAN)  
Goaltenders: BRODEUR/Auld
- 
52. 10/8/09: DEVILS 4 @ TB 3 (PARISE)  
Goaltenders: BRODEUR/Smith
  53. 10/12/09: DEVILS 3 @ Wsh. 2 (LANGENBRUNNER)  
Goaltenders: BRODEUR/Theodore
  54. 10/31/09: DEVILS 2 @ TB 1 (CLARKSON)  
Goaltenders: BRODEUR/Niittymaki
  55. 11/19/09: DEVILS 2 @ Nsh. 3 (Erat)  
Goaltenders: BRODEUR/Rinne
  56. 11/27/09: DEVILS 2 @ Bos. 1 (LANGENBRUNNER)  
Goaltenders: BRODEUR/Rask
  57. 12/5/09: Det. 3 @ DEVILS 4 (ELIAS)  
Goaltenders: BRODEUR/Osgood
  58. 1/12/10: DEVILS 1 @ NYR 0 (ELIAS)  
Goaltenders: BRODEUR/Lundqvist
  59. 1/27/10: DEVILS 1 @ Buf. 2 (Hecht)  
Goaltenders: BRODEUR/Miller
  60. 3/18/10: DEVILS 1 @ Tor. 2 (Kulemin)  
Goaltenders: DANIS/Giguere
  61. 3/25/10: NYR 4 @ DEVILS 3 (Christensen)  
Goaltenders: BRODEUR/Lundqvist
  62. 4/2/10: Chi. 2 @ DEVILS 1 (Toews)  
Goaltenders: BRODEUR/Niemi
- 
63. 11/10/10: Buf. 5 @ DEVILS 4 (Roy)  
Goaltenders: HEDBERG/Enroth
  64. 11/24/10: Cgy. 1 @ DEVILS 2 (KOVALCHUK)  
Goaltenders: HEDBERG/Karlsson
  65. 11/27/10: Phi. 1 @ DEVILS 2 (ZAJAC)  
Goaltenders: HEDBERG/Boucher
  66. 3/6/11: DEVILS 3 @ NYI 2 (ROLSTON)  
Goaltenders: BRODEUR/Montoya
  67. 3/25/11: DEVILS 0 @ Pit. 1 (Neal)  
Goaltenders: BRODEUR/Flueury
- 
68. 10/13/11: LA 1 @ DEVILS 2 (KOVALCHUK)  
Goaltenders: HEDBERG/Quick
  69. 10/15/11: DEVILS 3 @ Nsh. 2 (KOVALCHUK)  
Goaltenders: HEDBERG/Rinne
  70. 10/21/11: SJ 4 @ DEVILS 3 (Clowe)  
Goaltenders: HEDBERG/Niemi
  71. 11/3/11: DEVILS 4 @ Phi. 3 (ELIAS)  
Goaltenders: HEDBERG/Bobrovsky
  72. 11/12/11: DEVILS 3 @ Wsh. 2 (CLARKSON)  
Goaltenders: HEDBERG/Neuvirth
  73. 11/23/11: CBJ 1 @ DEVILS 2 (KOVALCHUK)  
Goaltenders: BRODEUR/Sanford
  74. 12/8/11: Ott. 4 @ DEVILS 5 (HENRIQUE)  
Goaltenders: HEDBERG/Auld
  75. 12/13/11: DEVILS 3 @ Fla. 2 (KOVALCHUK)  
Goaltenders: BRODEUR/Theodore

76. 12/23/11: Wsh. 3 @ DEVILS 4 (KOVALCHUK)  
Goaltenders: BRODEUR/Neuvirth
77. 1/24/12: Buf. 2 @ DEVILS 1 (Gerbe)  
Goaltenders: BRODEUR/Miller
78. 1/31/12: NYR 3 @ DEVILS 4 (KOVALCHUK)  
Goaltenders: BRODEUR/Biron
79. 2/9/12: SIL. 4 @ DEVILS 3 (Oshie)  
Goaltenders: HEDBERG/Elliott
80. 2/17/12: Ana. 2 @ DEVILS 3 (ELIAS)  
Goaltenders: BRODEUR/Hiller
81. 3/15/12: Col. 0 @ DEVILS 1 (KOVALCHUK)  
Goaltenders: BRODEUR/Giguere
82. 3/23/12: Tor. 4 @ DEVILS 3 (Kadri)  
Goaltenders: BRODEUR/Reimer
83. 3/27/12: Chi. 1 @ DEVILS 2 (ZAJAC)  
Goaltenders: BRODEUR/Crawford
- 
84. 1/29/13: DEVILS 1 @ Bos. 2 (Marchand)  
Goaltenders: HEDBERG/Rask
85. 2/18/13: Ott. 2 @ DEVILS 1 (Silfverberg)  
Goaltenders: BRODEUR/Bishop
86. 3/2/13: DEVILS 3 @ Buf. 4 (Pominville)  
Goaltenders: HEDBERG/Miller
87. 3/7/13: Buf. 2 @ DEVILS 3 (CLARKSON)  
Goaltenders: HEDBERG/Miller
88. 3/10/13: Wpg. 2 @ DEVILS 3 (ELIAS)  
Goaltenders: HEDBERG/Pavelec
89. 3/15/13: DEVILS 1 @ Phi. 2 (Giroux)  
Goaltenders: HEDBERG/Bryzgalov
90. 3/25/13: DEVILS 2 @ Ott. 3 (Zibanejad)  
Goaltenders: BRODEUR/Bishop
91. 3/29/13: DEVILS 4 @ TB 5 (Purcell)  
Goaltenders: BRODEUR/Garon
92. 4/7/13: DEVILS 2 @ Buf. 3 (Gerbe)  
Goaltenders: BRODEUR/Miller
- 
93. 10/4/13: NYI 4 @ DEVILS 3 (Moulson)  
Goaltenders: Brodeur/Nabokov
94. 10/7/13: DEVILS 4 @ Edm. 5 (Eberle)  
Goaltenders: BRODEUR/LaBarbera
95. 10/24/13: Van. 3 @ DEVILS 2 (Santorelli)  
Goaltenders: SCHNEIDER/Luongo
96. 11/8/13: DEVILS 1 @ Tor. 2 (van Riemsdyk)  
Goaltenders: SCHNEIDER/Bernier
97. 12/4/13: Mtl. 4 @ DEVILS 3 (Desharnais)  
Goaltenders: SCHNEIDER/Budaj
98. 12/27/13: CBJ 2 @ DEVILS 1 (Atkinson)  
Goaltenders: BRODEUR/McElhinney
99. 1/12/14: DEVILS 2 @ Tor. 3 (van Riemsdyk)  
Goaltenders: SCHNEIDER/Bernier
100. 1/16/14: DEVILS 1 @ Col. 2 (Duchene)  
Goaltenders: Schneider/Varlamov
101. 3/27/14: Phx. 3 @ DEVILS 2 (Boedker)  
Goaltenders: BRODEUR/Greiss
102. 3/29/14: DEVILS 1 @ NYI 2 (Nielsen)  
Goaltenders: SCHNEIDER/Nilsson
103. 4/1/14: DEVILS 2 @ Buf. 3 (Leino)  
Goaltenders: SCHNEIDER/Lieuwen
104. 4/10/14: DEVILS 1 @ Ott. 2 (Karlsson)  
Goaltenders: SCHNEIDER/Lehner
105. 4/11/14: NYI 3 @ DEVILS 2 (Bailey)  
Goaltenders: BRODEUR/Nilsson
- 
106. 10/24/14: Dal. 3 @ DEVILS 2 (Spezza)  
Goaltenders: SCHNEIDER/Lehtonen
107. 10/30/14: Wpg. 1 @ DEVILS 2 (JOSEFSON)  
Goaltenders: SCHNEIDER/Pavelec
108. 11/22/14: DEVILS 4 @ Cgy. 5 (Hudler)  
Goaltenders: CLEMMENSEN/Ramo
109. 11/28/14: Det. 5 @ DEVILS 4 (Nijun)  
Goaltenders: SCHNEIDER/Mrazek
110. 12/9/14: Chi. 3 @ DEVILS 2 (Toews)  
Goaltenders: KINKAID/Darling
111. 12/15/14: DEVILS 2 @ NYI 3 (Bailey)  
Goaltenders: KINKAID/Halak
112. 12/19/14: TB 2 @ DEVILS 3 (ELIAS)  
Goaltenders: KINKAID/Nabokov
113. 12/23/14: Car. 2 @ DEVILS 1 (Terry)  
Goaltenders: SCHNEIDER/Khudobin
- 
114. 1/28/15: Tor. 1 @ DEVILS 2 (JOSEFSON)  
Goaltenders: SCHNEIDER/Bernier
115. 2/17/15: Buf. 1 @ DEVILS 2 (GOMEZ)  
Goaltenders: SCHNEIDER/Neuvirth
116. 3/12/15: DEVILS 1 @ Col. 2 (Iginla)  
Goaltenders: SCHNEIDER/Varlamov
117. 4/3/15: Mtl. 2 @ DEVILS 3 (JOSEFSON)  
Goaltenders: KINKAID/Tokarski
- 
118. 10/16/15: SJ 2 @ DEVILS 1 (Burns)  
Goaltenders: SCHNEIDER/Jones
119. 10/22/15: DEVILS 5 @ OTT 4 (STEMPNIAK)  
Goaltenders: SCHNEIDER/Hammond
120. 10/31/15: NYI 2 @ DEVILS 3 (CAMMALLERI)  
Goaltenders: SCHNEIDER/Halak
121. 11/27/15: Mtl. 2 @ DEVILS 2 (Andrighetto)  
Goaltenders: SCHNEIDER/Condon
122. 12/8/15: DEVILS 2 @ Tor. 3 (Kadri)  
Goaltenders: SCHNEIDER/Sparks
123. 12/20/15: DEVILS 1 @ Bos. 2 (Spooner)  
Goaltenders: SCHNEIDER/Gustavsson
124. 2/4/16: DEVILS 2 @ Tor. 3 (Parenteau)  
Goaltenders: KINKAID/Reimer
125. 2/6/16: Wsh. 3 @ DEVILS 2 (Ovechkin)  
Goaltenders: SCHNEIDER/Holtby
- 
126. 11/8/16: Car. 2 @ DEVILS 3 (PARENTEAU)  
Goaltenders: SCHNEIDER/Ward
127. 11/23/16: Tor. 4 @ DEVILS 5 (JOSEFSON)  
Goaltenders: SCHNEIDER/Enroth
128. 11/26/16: DEVILS 3 @ Pit. 4 (Letang)  
Goaltenders: KINKAID/Murray
129. 12/18/16: DEVILS 2 @ NYR 3 (Hayes)  
Goaltenders: SCHNEIDER/Lundqvist
130. 12/29/16: DEVILS 2 @ Wsh. 1 (CAMMALLERI)  
Goaltenders: KINKAID/Holtby
131. 3/28/17: Wpg. 4 @ DEVILS 3 (Laine)  
Goaltenders: SCHNEIDER/Hellebuyck
- 
132. 10/17/17: TB 4 @ DEVILS 5 (PALMIERI)  
Goaltenders: SCHNEIDER/Budaj
133. 10/27/17: Ott. 4 @ DEVILS 5 (MOORE)  
Goaltenders: KINKAID/Condon
134. 11/5/17: DEVILS 4 @ Cgy. 5 (Tkachuk)  
Goaltenders: KINKAID/Smith
135. 11/22/17: Bos. 3 @ DEVILS 2 (McAvoy)  
Goaltenders: SCHNEIDER/Khudobin
136. 12/21/17: NYR 3 @ DEVILS 4 (BOYLE)  
Goaltenders: SCHNEIDER/Lundqvist
137. 1/2/18: DEVILS 2 @ SIL. 3 (Schenn)  
Goaltenders: KINKAID/Hutton
138. 1/7/18: DEVILS 4 @ NYI 5 (Nelson)  
Goaltenders: SCHNEIDER/Halak
139. 2/13/18: DEVILS 5 @ Phi. 4 (STAFFORD)  
Goaltenders: KINKAID/Neuvirth
140. 3/10/18: DEVILS 4 @ Nsh. 3 (BOYLE)  
Goaltenders: KINKAID/Saros
- 
141. 12/9/18: DEVILS 5 @ Ana. 6 (Sprong)  
Goaltenders: SCHNEIDER/Gibson
142. 12/15/18: DEVILS 1 @ Nsh. 2 (Johansen)  
Goaltenders: KINKAID/Saros
143. 1/4/19: DEVILS 3 @ Ari. 2 (PALMIERI)  
Goaltenders: KINKAID/Kuemper
144. 2/7/19: NYI 2 @ DEVILS 1 (Bailey)  
Goaltenders: SCHNEIDER/Greiss
145. 3/5/19: CBJ 2 @ DEVILS 1 (Atkinson)  
Goaltenders: SCHNEIDER/Bobrovsky
146. 3/15/19: DEVILS 3 @ Van. 2 (SEVERSON)  
Goaltenders: BLACKWOOD/Markstrom
147. 3/23/19: Ari. 1 @ DEVILS 2 (ZACHA)  
Goaltenders: SCHNEIDER/Kuemper
- 
148. 10/13/23 ARI 4 @ DEVILS 3 (N. Schmalz)  
Goaltenders: SCHMID/vejmalka
149. 4/7/24 NSH 3 @ DEVILS 2 (R. O'Reilly)  
Goaltenders: ALLEN/Saros



## SHOOTOUTS

| OVERALL      | GP         | W         | L         | WIN%        | HOME         | GP        | W         | L         | WIN%        | ROAD         | GP        | W         | L         | WIN%        |
|--------------|------------|-----------|-----------|-------------|--------------|-----------|-----------|-----------|-------------|--------------|-----------|-----------|-----------|-------------|
| 2005-06      | 13         | 9         | 4         | .692        | 2005-06      | 5         | 4         | 1         | .800        | 2005-06      | 8         | 5         | 3         | .625        |
| 2006-07      | 18         | 10        | 8         | .556        | 2006-07      | 12        | 6         | 6         | .500        | 2006-07      | 6         | 4         | 2         | .667        |
| 2007-08      | 12         | 8         | 4         | .667        | 2007-08      | 8         | 6         | 2         | .750        | 2007-08      | 4         | 2         | 2         | .500        |
| 2008-09      | 8          | 6         | 2         | .750        | 2008-09      | 4         | 3         | 1         | .750        | 2008-09      | 4         | 3         | 1         | .750        |
| 2009-10      | 11         | 6         | 5         | .545        | 2009-10      | 3         | 1         | 2         | .333        | 2009-10      | 8         | 5         | 3         | .625        |
| 2010-11      | 5          | 3         | 2         | .600        | 2010-11      | 3         | 2         | 1         | .667        | 2010-11      | 2         | 1         | 1         | .500        |
| 2011-12      | 16         | 12        | 4         | .750        | 2011-12      | 12        | 8         | 4         | .667        | 2011-12      | 4         | 4         | 0         | 1.000       |
| 2012-13      | 9          | 2         | 7         | .222        | 2012-13      | 3         | 2         | 1         | .667        | 2012-13      | 6         | 0         | 6         | .000        |
| 2013-14      | 13         | 0         | 13        | .000        | 2013-14      | 6         | 0         | 6         | .000        | 2013-14      | 7         | 0         | 7         | .000        |
| 2014-15      | 12         | 5         | 7         | .417        | 2014-15      | 9         | 5         | 4         | .556        | 2014-15      | 3         | 0         | 3         | .000        |
| 2015-16      | 8          | 2         | 6         | .250        | 2015-16      | 4         | 1         | 3         | .250        | 2015-16      | 4         | 1         | 3         | .250        |
| 2016-17      | 6          | 3         | 3         | .500        | 2016-17      | 3         | 2         | 1         | .667        | 2016-17      | 3         | 1         | 2         | .333        |
| 2017-18      | 9          | 5         | 4         | .556        | 2017-18      | 4         | 3         | 1         | .750        | 2017-18      | 5         | 2         | 3         | .400        |
| 2018-19      | 7          | 3         | 4         | .428        | 2018-19      | 3         | 1         | 2         | .333        | 2018-19      | 4         | 2         | 2         | .500        |
| 2019-20      | 10         | 4         | 6         | .400        | 2019-20      | 8         | 2         | 6         | .250        | 2019-20      | 2         | 2         | 0         | 1.000       |
| 2020-21      | 5          | 0         | 5         | .000        | 2020-21      | 2         | 0         | 2         | .000        | 2020-21      | 3         | 0         | 3         | .000        |
| 2021-22      | 8          | 3         | 5         | .375        | 2021-22      | 5         | 2         | 3         | .400        | 2021-22      | 3         | 1         | 2         | .333        |
| 2022-23      | 6          | 2         | 4         | .333        | 2022-23      | 2         | 0         | 2         | .000        | 2022-23      | 2         | 2         | 2         | .500        |
| 2023-24      | 2          | 0         | 2         | .000        | 2023-24      | 2         | 0         | 2         | .000        | 2023-24      | 0         | 0         | 0         | .000        |
| <b>TOTAL</b> | <b>178</b> | <b>95</b> | <b>93</b> | <b>.466</b> | <b>TOTAL</b> | <b>98</b> | <b>50</b> | <b>48</b> | <b>.489</b> | <b>TOTAL</b> | <b>80</b> | <b>35</b> | <b>45</b> | <b>.438</b> |

## SHOOTOUT HISTORY

| All-Time     | GP         | W         | L         | GS         | ST         | GA         | SA         |
|--------------|------------|-----------|-----------|------------|------------|------------|------------|
| Home         | 98         | 48        | 50        | 113        | 347        | 109        | 340        |
| Road         | 80         | 35        | 45        | 85         | 263        | 99         | 271        |
| <b>Total</b> | <b>178</b> | <b>83</b> | <b>95</b> | <b>198</b> | <b>610</b> | <b>208</b> | <b>611</b> |

| Goaltender        | GP       | W        | L        | SA       | GA       |
|-------------------|----------|----------|----------|----------|----------|
| <b>Jake Allen</b> | <b>1</b> | <b>0</b> | <b>1</b> | <b>2</b> | <b>1</b> |
| M. Blackwood      | 17       | 6        | 11       | 66       | 23       |
| M. Brodeur        | 72       | 42       | 30       | 244      | 75       |
| S. Clemmensen     | 8        | 3        | 5        | 29       | 11       |
| Y. Danis          | 1        | 0        | 1        | 3        | 3        |
| L. Domingue       | 1        | 0        | 1        | 2        | 1        |
| J. Hedberg        | 15       | 9        | 6        | 47       | 16       |
| K. Kinkaid        | 12       | 6        | 6        | 37       | 12       |
| C. Schneider      | 30       | 9        | 21       | 107      | 37       |
| A. Schmid         | 4        | 1        | 3        | 13       | 5        |
| V. Vanecek        | 2        | 1        | 1        | 6        | 2        |
| K. Weekes         | 2        | 2        | 0        | 6        | 2        |

| Player              | G        | S         | GDG      |
|---------------------|----------|-----------|----------|
| K. Agostino         | 0        | 1         | 0        |
| J. Arnott           | 1        | 2         | 0        |
| A. Asham            | 0        | 1         | 0        |
| J. Blandisi         | 0        | 1         | 0        |
| J. Boqvist          | 2        | 6         | 0        |
| R. Boucher          | 2        | 5         | 0        |
| B. Boyle            | 2        | 5         | 2        |
| <b>J. Bratt</b>     | <b>7</b> | <b>26</b> | <b>2</b> |
| D. Brunner          | 1        | 6         | 0        |
| W. Butcher          | 0        | 1         | 0        |
| S. Brylin           | 2        | 12        | 1        |
| B. Butler           | 0        | 1         | 0        |
| M. Cammalleri       | 5        | 14        | 2        |
| D. Clarkson         | 3        | 7         | 3        |
| R. Clowe            | 0        | 5         | 0        |
| B. Coleman          | 1        | 3         | 0        |
| P. Elias            | 25       | 72        | 10       |
| B. Gibbons          | 0        | 2         | 0        |
| B. Gionta           | 14       | 37        | 4        |
| S. Gomez            | 4        | 10        | 2        |
| N. Gusev            | 6        | 9         | 2        |
| T. Hall             | 3        | 16        | 0        |
| <b>D. Hamilton</b>  | <b>2</b> | <b>5</b>  | <b>0</b> |
| M. Havlat           | 0        | 1         | 0        |
| A. Henrique         | 2        | 17        | 1        |
| <b>N. Hirschier</b> | <b>0</b> | <b>9</b>  | <b>0</b> |
| A. Holtz            | 0        | 1         | 0        |
| <b>J. Hughes</b>    | <b>3</b> | <b>16</b> | <b>0</b> |
| J. Jagr             | 1        | 8         | 0        |
| A. Johnsson         | 1        | 2         | 0        |
| J. Josefson         | 11       | 21        | 4        |
| I. Kovalchuk        | 15       | 26        | 8        |
| V. Kozlov           | 8        | 12        | 5        |

| Player (cont.)   | G        | S        | GDG      |
|------------------|----------|----------|----------|
| J. Langenbrunner | 13       | 29       | 6        |
| A. Larsson       | 0        | 1        | 0        |
| A. Loktionov     | 0        | 1        | 0        |
| J. Madden        | 4        | 10       | 3        |
| <b>T. Meier</b>  | <b>1</b> | <b>4</b> | <b>1</b> |
| <b>D. Mercer</b> | <b>0</b> | <b>3</b> | <b>0</b> |
| A. Mogilny       | 0        | 4        | 0        |
| S. Noesen        | 0        | 1        | 0        |
| K. Palmieri      | 4        | 20       | 2        |
| P.A. Parenteau   | 1        | 4        | 1        |
| Z. Parise        | 29       | 63       | 9        |
| J. Quenneville   | 0        | 2        | 0        |
| K. Rachunek      | 0        | 1        | 0        |
| B. Rolston       | 1        | 3        | 1        |
| T. Ruutu         | 0        | 2        | 0        |
| M. Ryder         | 0        | 3        | 0        |
| D. Schlemko      | 0        | 1        | 0        |
| D. Severson      | 3        | 10       | 3        |
| B. Shanahan      | 1        | 1        | 1        |
| Y. Sharangovich  | 3        | 5        | 1        |
| W. Simmonds      | 0        | 1        | 0        |
| M. Sislo         | 0        | 1        | 0        |
| D. Stafford      | 5        | 13       | 1        |
| L. Stempniak     | 1        | 6        | 1        |
| S. Sullivan      | 0        | 1        | 0        |
| P. Sykora        | 0        | 1        | 0        |
| T. Tatar         | 3        | 9        | 2        |
| M. Tedenby       | 0        | 3        | 0        |
| P. Zacha         | 1        | 8        | 1        |
| T. Zajac         | 6        | 29       | 4        |
| M. Zidlicky      | 0        | 3        | 0        |
| D. Zubrus        | 0        | 2        | 0        |

### POWER PLAY:

| YEAR    | PPG-ADV | PCT   | RANK     |
|---------|---------|-------|----------|
| 1982-83 | 66-302  | 21.9% | 14th     |
| 1983-84 | 51-363  | 14.0% | 21st     |
| 1984-85 | 70-362  | 19.3% | 20th     |
| 1985-86 | 70-355  | 19.7% | 19th     |
| 1986-87 | 82-382  | 21.5% | 8th-tie  |
| 1987-88 | 98-481  | 20.4% | 10th     |
| 1988-89 | 85-465  | 18.3% | 20th     |
| 1989-90 | 64-337  | 19.0% | 15th     |
| 1990-91 | 69-347  | 19.9% | 9th-tie  |
| 1991-92 | 59-338  | 17.5% | 16th-tie |
| 1992-93 | 77-400  | 19.3% | 12th     |
| 1993-94 | 61-323  | 18.9% | 17th     |
| 1994-95 | 22-164  | 13.4% | 23rd     |
| 1995-96 | 55-365  | 15.1% | 23rd-tie |
| 1996-97 | 40-288  | 13.9% | 22nd-tie |
| 1997-98 | 63-334  | 18.9% | 2nd      |
| 1998-99 | 60-304  | 19.7% | 4th      |
| 1999-00 | 55-374  | 20.1% | 3rd      |
| 2000-01 | 71-310  | 22.9% | 1st      |
| 2001-02 | 44-261  | 16.9% | 9th      |
| 2002-03 | 36-303  | 11.9% | 30th     |
| 2003-04 | 51-312  | 16.3% | 15th     |
| 2005-06 | 78-439  | 17.8% | 18th     |
| 2006-07 | 65-367  | 17.7% | 15th-tie |
| 2007-08 | 25-820  | 15.6% | 20th     |
| 2008-09 | 58-307  | 18.9% | 15th     |
| 2009-10 | 51-273  | 18.7% | 11th     |
| 2010-11 | 34-237  | 14.3% | 28th     |
| 2011-12 | 46-267  | 17.2% | 14th-tie |
| 2012-13 | 28-176  | 15.9% | 20th-tie |
| 2013-14 | 47-341  | 19.5% | 9th-tie  |
| 2014-15 | 41-212  | 19.3% | 8th-tie  |
| 2015-16 | 51-256  | 19.9% | 9th      |
| 2016-17 | 44-251  | 17.5% | 22nd     |
| 2017-18 | 55-252  | 21.4% | 10th     |
| 2018-19 | 45-254  | 17.7% | 21st     |
| 2019-20 | 42-234  | 18.0% | 21st     |
| 2020-21 | 22-155  | 14.2% | 28th     |
| 2021-22 | 35-225  | 15.6% | 28th     |
| 2022-23 | 49-224  | 21.9% | 13th     |
| 2023-24 | 55-245  | 22.5% | 13th     |

### PENALTY KILLING:

| YEAR    | PPGA-TS | PCT   | RANK     |
|---------|---------|-------|----------|
| 1982-83 | 78-294  | 73.5% | 17th     |
| 1983-84 | 83-336  | 75.3% | 16th     |
| 1984-85 | 74-316  | 76.6% | 13th     |
| 1985-86 | 103-400 | 74.3% | 19th     |
| 1986-87 | 95-361  | 73.7% | 20th     |
| 1987-88 | 101-468 | 78.4% | 10th     |
| 1988-89 | 115-468 | 75.4% | 18th     |
| 1989-90 | 67-340  | 80.3% | 10th-tie |
| 1990-91 | 80-394  | 79.7% | 14th     |
| 1991-92 | 68-374  | 81.8% | 6th-tie  |
| 1992-93 | 79-425  | 81.4% | 12th     |
| 1993-94 | 71-376  | 81.1% | 15th-tie |
| 1994-95 | 28-149  | 81.2% | 16th     |
| 1995-96 | 49-319  | 84.6% | 4th      |
| 1996-97 | 28-235  | 88.1% | 1st      |
| 1997-98 | 41-309  | 86.7% | 4th      |
| 1998-99 | 47-325  | 85.5% | 11th     |
| 1999-00 | 39-313  | 87.5% | 3rd-tie  |
| 2000-01 | 49-320  | 84.7% | 11th-tie |
| 2001-02 | 43-265  | 83.8% | 18th-tie |
| 2002-03 | 32-264  | 87.9% | 1st      |
| 2003-04 | 39-266  | 85.3% | 6th-tie  |
| 2005-06 | 63-348  | 81.9% | 26th     |
| 2006-07 | 40-271  | 85.2% | 4th      |
| 2007-08 | 54-314  | 82.8% | 13th     |
| 2008-09 | 65-324  | 79.9% | 20th-tie |
| 2009-10 | 41-239  | 82.8% | 13th     |
| 2010-11 | 40-241  | 83.4% | 11th     |
| 2011-12 | 27-259  | 89.6% | 1st      |
| 2012-13 | 32-169  | 81.1% | 15th-tie |
| 2013-14 | 36-264  | 86.4% | 9th      |
| 2014-15 | 52-268  | 80.6% | 20th-tie |
| 2015-16 | 45-264  | 83.0% | 8th      |
| 2016-17 | 53-260  | 79.6% | 23rd     |
| 2017-18 | 47-258  | 81.8% | 8th      |
| 2018-19 | 40-255  | 84.3% | 4th      |
| 2019-20 | 39-221  | 92.4% | 10th     |
| 2020-21 | 43-148  | 71.0% | 30th     |
| 2021-22 | 42-212  | 80.2% | 14th     |
| 2022-23 | 40-230  | 82.6% | 4th-tie  |
| 2023-24 | 47-243  | 80.7% | 10th-tie |

### PENALTY MINUTES:

| YEAR    | MINUTES | AVG  |
|---------|---------|------|
| 1982-83 | 1270    | 15.9 |
| 1983-84 | 1352    | 16.9 |
| 1984-85 | 1282    | 16.0 |
| 1985-86 | 1424    | 17.8 |
| 1986-87 | 1735    | 21.7 |
| 1987-88 | 2319    | 29.0 |
| 1988-89 | 2494    | 31.2 |
| 1989-90 | 1662    | 20.8 |
| 1990-91 | 2022    | 25.3 |
| 1991-92 | 1611    | 20.1 |
| 1992-93 | 1815    | 21.6 |
| 1993-94 | 1734    | 20.6 |
| 1994-95 | 763     | 15.9 |
| 1995-96 | 1496    | 18.2 |
| 1996-97 | 1135    | 13.8 |
| 1997-98 | 1488    | 18.1 |
| 1998-99 | 1355    | 16.5 |
| 1999-00 | 1313    | 16.0 |
| 2000-01 | 1235    | 15.1 |
| 2001-02 | 1010    | 12.3 |
| 2002-03 | 938     | 11.4 |
| 2003-04 | 894     | 10.9 |
| 2005-06 | 948     | 11.6 |
| 2006-07 | 830     | 10.1 |
| 2007-08 | 958     | 11.9 |
| 2008-09 | 1058    | 12.9 |
| 2009-10 | 859     | 10.5 |
| 2010-11 | 765     | 9.3  |
| 2011-12 | 944     | 11.5 |
| 2012-13 | 509     | 10.6 |
| 2013-14 | 656     | 11.0 |
| 2014-15 | 760     | 9.3  |
| 2015-16 | 814     | 9.9  |
| 2016-17 | 817     | 10.0 |
| 2017-18 | 694     | 8.5  |
| 2018-19 | 745     | 9.7  |
| 2020-21 | 267.49  | 5:17 |
| 2021-22 | 377.03  | 4:59 |
| 2022-23 | 632     | 7:42 |
| 2023-24 | 747     | 9:06 |

### SHORTHANDED GOALS:

| YEAR    | FOR | AGAINST |
|---------|-----|---------|
| 1982-83 | 7   | 10      |
| 1983-84 | 5   | 13      |
| 1984-85 | 9   | 12      |
| 1985-86 | 5   | 5       |
| 1986-87 | 9   | 10      |
| 1987-88 | 18  | 12      |
| 1988-89 | 7   | 15      |
| 1989-90 | 10  | 12      |
| 1990-91 | 8   | 13      |
| 1991-92 | 15  | 10      |
| 1992-93 | 8   | 19      |
| 1993-94 | 10  | 8       |
| 1994-95 | 3   | 3       |
| 1995-96 | 11  | 9       |
| 1996-97 | 4   | 9       |
| 1997-98 | 4   | 9       |
| 1998-99 | 7   | 5       |
| 1999-00 | 9   | 9       |
| 2000-01 | 2   | 8       |
| 2001-02 | 2   | 8       |
| 2002-03 | 7   | 4       |
| 2003-04 | 8   | 5       |
| 2005-06 | 3   | 6       |
| 2006-07 | 4   | 11      |
| 2007-08 | 7   | 7       |
| 2008-09 | 12  | 4       |
| 2009-10 | 7   | 5       |
| 2010-11 | 3   | 8       |
| 2011-12 | 15  | 13      |
| 2012-13 | 11  | 6       |
| 2013-14 | 9   | 4       |
| 2014-15 | 7   | 8       |
| 2015-16 | 8   | 5       |
| 2016-17 | 6   | 12      |
| 2017-18 | 12  | 6       |
| 2018-19 | 10  | 10      |
| 2019-20 | 9   | 10      |
| 2020-21 | 3   | 5       |
| 2021-22 | 6   | 14      |
| 2022-23 | 3   | 8       |
| 2023-24 | 9   | 9       |

### PENALTY SHOTS

| NO. | DATE     | SHOOTER                | GOALTENDER               | SITE         | RESULT |
|-----|----------|------------------------|--------------------------|--------------|--------|
| 1.  | 12/17/84 | Rocky Trottier         | Andy Moog, Edm.          | New Jersey   | SCORE  |
| 2.  | 3/21/87  | Kirk Muller            | Greg Millen, St.L.       | St. Louis    | SCORE  |
| 3.  | 10/09/87 | Mark Johnson (SH)      | Pat Riggan, Pit.         | New Jersey   | Save   |
| 4.  | 3/05/88  | Aaron Broten (PP)      | Doug Keans, Bos.         | Boston       | Save   |
| 5.  | 3/12/88  | Mark Johnson           | Ron Hextall, Phi.        | Philadelphia | SCORE  |
| 6.  | 3/24/88  | Aaron Broten           | Greg Millen, St.L.       | St. Louis    | SCORE  |
| 7.  | 3/2/88   | Pat Verbeek            | John Vanbiesbrouck, NYR  | New Jersey   | SCORE  |
| 8.  | 3/14/89  | Kirk Muller            | Mike Vernon, Cgy.        | New Jersey   | Save   |
| 9.  | 4/02/89  | Anders Carlsson        | Don Beaupre, Wsh.        | New Jersey   | Save   |
| 10. | 11/23/91 | Doug Brown             | Ken Wreggett, Phi.       | Philadelphia | SCORE  |
| 11. | 2/07/96  | Scott Niedermayer      | Ken Wreggett, Phi.       | New Jersey   | Save   |
| 12. | 2/27/97  | John MacLean           | Domink Hasek, Buf.       | New Jersey   | SCORE  |
| 13. | 12/01/01 | Scott Niedermayer (SH) | Jose Theodore, Mtl.      | New Jersey   | SCORE  |
| 14. | 12/30/98 | Jay Pandolfo           | Rick Tabaracci, Wsh.     | Washington   | Save   |
| 15. | 1/06/00  | Petr Sykora            | Dwayne Roloson, Buf.     | Buffalo      | SCORE  |
| 16. | 2/29/00  | John Madden            | Mike Dunham, Nsh.        | Nashville    | Save   |
| 17. | 3/10/00  | Patrik Elias (PP)      | Damian Rhodes, Atl.      | Atlanta      | SCORE  |
| 18. | 3/11/00  | Sergei Nemchinov       | Olaf Kolzig, Wsh.        | Washington   | Save   |
| 19. | 12/01/01 | Patrik Elias (OT)      | John Vanbiesbrouck, NYI  | New Jersey   | Save   |
| 20. | 1/21/01  | Petr Sykora            | Emmanuel Fernandez, Min. | Minnesota    | Save   |
| 21. | 12/19/01 | Colin White            | Mike Richter, NYR        | NY Rangers   | Save   |
| 22. | 3/20/02  | Sergei Brylin          | Jocelyn Thibault, Chi.   | Chicago      | Save   |

|     |          |                          |                         |            |       |
|-----|----------|--------------------------|-------------------------|------------|-------|
| 23. | 12/10/03 | Patrik Elias (OT)        | Garth Snow, NYI         | New Jersey | Save  |
| 24. | 1/23/04  | Grant Marshall           | Jose Theodore, Mtl.     | New Jersey | Save  |
| 25. | 11/25/05 | Brian Gionta             | Sean Burke, TB          | Tampa Bay  | Save  |
| 26. | 12/31/05 | Scott Gomez              | Ed Belfour, Tor.        | New Jersey | SCORE |
| 27. | 2/04/06  | Viktor Kozlov            | Ed Belfour, Tor.        | Toronto    | Save  |
| 28. | 2/14/07  | Erik Rasmussen           | David Aebischer, Mtl.   | New Jersey | Save  |
| 29. | 12/28/07 | Arron Asham              | Ryan Miller, Buf.       | New Jersey | Save  |
| 30. | 4/03/09  | Brendan Shanahan         | Kari Rater, TB          | New Jersey | SCORE |
| 31. | 10/31/09 | Jamie Langenbrunner (SH) | Antero Niittymaki, TB   | Tampa Bay  | Save  |
| 32. | 3/12/10  | Ilya Kovalchuk           | Marc-Andre Fleury, Pit. | New Jersey | Save  |
| 33. | 11/22/10 | Mattias Tedenby          | Braden Holtby, Wsh.     | New Jersey | SCORE |
| 34. | 4/02/11  | Mattias Tedenby          | Carey Price, Mtl.       | New Jersey | Save  |
| 35. | 10/21/11 | Zach Parise (SH)         | Antti Niemi, SJ         | San Jose   | SCORE |
| 36. | 12/10/11 | Zach Parise (PP)         | Carey Price, Mtl.       | New Jersey | Save  |
| 37. | 12/31/11 | Ilya Kovalchuk           | Marc-Andre Fleury, Pit. | New Jersey | SCORE |
| 38. | 1/14/12  | Patrik Elias             | Ondrej Pavelec, Wpg.    | Winnipeg   | Save  |
| 39. | 1/22/13  | Ilya Kovalchuk (SH)      | Ilya Bryzgalov, Phi.    | New Jersey | SCORE |
| 40. | 2/23/13  | Steve Bernier (PP)       | Braden Holtby, Wsh.     | Washington | Save  |
| 41. | 3/29/13  | Tom Kostopoulos          | Mathieu Garon, TB       | Tampa Bay  | SCORE |
| 42. | 10/03/13 | Adam Henrique            | Marc-Andre Fleury, Pit. | Pittsburgh | Save  |
| 43. | 2/17/15  | Adam Henrique            | Michal Neuvirth, Buf.   | New Jersey | Save  |
| 44. | 11/11/16 | Andy Greene (OT)         | Anders Nilsson, Buf.    | Buffalo    | GOAL  |
| 45. | 11/29/16 | Miles Wood               | Connor Hellebuyck, Wpg. | Winnipeg   | Miss  |
| 46. | 3/11/17  | Taylor Hall              | Mike Smith, Arz.        | Arizona    | Save  |
| 47. | 11/11/16 | Brian Gibbons            | Louis Domingue, Arz.    | Arizona    | Save  |
| 48. | 11/29/16 | Miles Wood               | Mike Smith, Cgy.        | Calgary    | Save  |
| 49. | 3/11/17  | Jesper Bratt             | Anton Forsberg, Chi.    | Montreal   | Save  |
| 50. | 2/11/18  | Travis Zajac             | Anton Khudobin, Bos.    | Boston     | Save  |
| 51. | 4/03/18  | Taylor Hall              | Henrik Lundqvist, NYR   | NY Rangers | GOAL  |
| 52. | 10/30/21 | Jesper Bratt             | Tristan Jarry, PIT      | Pittsburgh | GOAL  |
| 53. | 12/12/22 | Jack Hughes              | Igor Shesterkin, NYR    | NY Rangers | Save  |
| 54. | 3/1/24   | Jack Hughes              | Lukas Dostal, ANA       | Anaheim    | Save  |
| 55. | 4/6/2024 | Jack Hughes              | Joonas Korpi, OTT       | Ottawa     | Save  |

**PENALTY SHOTS AGAINST**

| NO. | DATE      | SHOOTER                     | GOALTENDER          | SITE         | RESULT |
|-----|-----------|-----------------------------|---------------------|--------------|--------|
| 1.  | 10/09/82  | Terry Martin, Tor.          | Glenn Resch         | Toronto      | SAVE   |
| 2.  | 3/14/83   | Paul Reinhart, Cgy.         | Ron Low             | New Jersey   | Score  |
| 3.  | 12/8/85   | Brian Propp, Phi. (PP)      | Glenn Resch         | Philadelphia | SAVE   |
| 4.  | 2/13/86   | Mats Naslund, Mtl.          | Glenn Resch         | New Jersey   | Score  |
| 5.  | 3/01/86   | Steve Kasper, Bos. (SH)     | Alain Chevrier      | Boston       | SAVE   |
| 6.  | 1/06/87   | Rick Tocchet, Phi.          | Craig Billington    | Philadelphia | SAVE   |
| 7.  | 1/28/87   | Marcel Dionne, LA           | Alain Chevrier      | Los Angeles  | SAVE   |
| 8.  | 1/07/88   | Greg Adams, Van.            | Alain Chevrier      | New Jersey   | SAVE   |
| 9.  | 1/19/88   | Yvon Corrivieux, Wsh.       | Bob Sauve           | Washington   | Score  |
| 10. | 3/07/88   | Geoff Courtnall, Bos.       | Alain Chevrier      | Boston       | SAVE   |
| 11. | 12/31/88  | Mario Lemieux, Pit. (SH)    | Chris Terreri       | Pittsburgh   | Score  |
| 12. | 2/02/89   | Luc Robitaille, LA (OT)     | Sean Burke          | Los Angeles  | SAVE   |
| 13. | 11/17/90  | Mike Ricci, Phi.            | Chris Terreri       | New Jersey   | SAVE   |
| 14. | 1/05/91   | Bob Errey, Pit.             | Chris Terreri       | Pittsburgh   | Score  |
| 15. | 10/13/91  | Murray Craven, Phi.         | Chris Terreri       | Philadelphia | SAVE   |
| 16. | 3/09/94   | Chris Bourque, Bos.         | Chris Terreri       | New Jersey   | Score  |
| 17. | 10/30/99  | Valeri Zhelepuhin, Phi.     | Martin Brodeur      | Philadelphia | SAVE   |
| 18. | 11/24/99  | Fredrik Olausson, Ana.      | Martin Brodeur      | Anaheim      | Score  |
| 19. | 2/27/01   | Dave Scatchard, NYI         | Martin Brodeur      | NY Islanders | SAVE   |
| 20. | 12/15/05  | Marian Hossa, Atl. (OT)     | Martin Brodeur      | New Jersey   | SAVE   |
| 21. | 12/16/07  | Daniel Briere, Phi. (PP)    | Martin Brodeur      | New Jersey   | SAVE   |
| 22. | 10/10/08  | Kyle Okposo, NYI            | Martin Brodeur      | New Jersey   | SAVE   |
| 23. | 11/23/08  | Ryan Malone, TB             | Scott Clemmensen    | Tampa Bay    | Score  |
| 24. | 2/07/09   | Patrick O'Sullivan, LA      | Scott Clemmensen    | New Jersey   | Score  |
| 25. | 10/09/10  | Alex Ovechkin, Wsh.         | Martin Brodeur      | Washington   | Score  |
| 26. | 11/01/10  | Henrik Sedin, Van.          | Martin Brodeur      | Vancouver    | Score  |
| 27. | 12/02/10  | Tomas Plekanec, Mtl.        | Mike McKenna        | New Jersey   | Score  |
| 28. | 10/15/11  | Sergei Kostitsyn, Nsh. (PP) | Johan Hedberg       | Nashville    | SAVE   |
| 29. | 1/03/11   | Maxime Talbot, Phi.         | Johan Hedberg       | Philadelphia | SAVE   |
| 30. | 11/25/11  | Michael Grabner, NYI (SH)   | Johan Hedberg       | NY Islanders | SAVE   |
| 31. | 3/17/12   | Chris Kunitz, Pit.          | Martin Brodeur      | New Jersey   | SAVE   |
| 32. | 3/20/12   | Erik Condra, Ott.           | Johan Hedberg       | Ottawa       | SAVE   |
| 33. | 2/16/13   | David Ullstrom, NYI         | Johan Hedberg       | NY Islanders | SAVE   |
| 34. | 4/10/13   | Johnny Boychuk, Bos. (SH)   | Martin Brodeur      | New Jersey   | SAVE   |
| 35. | 4/20/13   | Quinton Harden, Fla.        | Martin Brodeur      | New Jersey   | Score  |
| 36. | 1/26/14   | Derek Stepan, NYR           | Cory Schneider      | New Jersey*  | Score  |
| 37. | 3/15/14   | J.T. Brown, TB              | Martin Brodeur      | Tampa Bay    | SAVE   |
| 38. | 4/10/14   | Ales Hemesky, Ott.          | Cory Schneider      | Ottawa       | SAVE   |
| 39. | 10/18/14  | Tommy Wingels, SJ           | Cory Schneider      | New Jersey   | SAVE   |
| 40. | 12/20/14  | Alex Ovechkin, Wsh.         | Cory Schneider      | New Jersey   | SAVE   |
| 41. | 3/13/15   | Brandon Dubinsky, CBJ       | Cory Schneider      | Columbus     | Score  |
| 42. | 10/16/15  | Patrick Marleau, SJ         | Cory Schneider      | New Jersey   | SAVE   |
| 43. | 11/22/15  | Radim Vrba, Van. (PP)       | Cory Schneider      | Vancouver    | SAVE   |
| 44. | 12/06/15  | Jonathan Huberdeau, Fla.    | Cory Schneider      | New Jersey   | SAVE   |
| 45. | 1/06/16   | David Desharnais, Mtl.      | Cory Schneider      | Montreal     | SAVE   |
| 46. | 10/18/16  | Chris Wagner, Ana.          | Cory Schneider      | New Jersey   | MISS   |
| 47. | 2/19/17   | John Tavares, NYI           | Cory Schneider      | New Jersey   | SAVE   |
| 48. | 3/17/17   | Phil Kessel, Pit.           | Keith Kinkaid       | Pittsburgh   | SAVE   |
| 49. | 3/19/17   | Lukas Sedlak, CBJ (SH)      | Cory Schneider      | New Jersey   | Score  |
| 50. | 3/19/17   | Brandon Dubinsky, CBJ       | Cory Schneider      | New Jersey   | Score  |
| 51. | 11/05/17  | Michael Ferland, Cgy.       | Keith Kinkaid       | New Jersey   | SAVE   |
| 52. | 12/20/18  | Cam Atkinson, CBJ           | Mackenzie Blackwood | Columbus     | Score  |
| 53. | 3/2/19    | Brad Marchand, Bos.         | Mackenzie Blackwood | Boston       | SAVE   |
| 54. | 3/19/19   | Jock Macleod, Cgy.          | Mackenzie Blackwood | Calgary      | Score  |
| 55. | 12/20/19  | Carl Hagelin, Wsh.          | Mackenzie Blackwood | Washington   | SAVE   |
| 56. | 2/8/20    | Anze Kopitar, LAK           | Mackenzie Blackwood | Los Angeles  | SAVE   |
| 57. | 11/20/21  | Brayden Point, TBL          | Mackenzie Blackwood | Tampa        | SAVE   |
| 58. | 1/27/22   | Anthony Cirelli, TBL        | Jon Gillies         | Tampa        | SAVE   |
| 59. | 1/14/2023 | Kevin Fiala, LAK            | Mackenzie Blackwood | Los Angeles  | SAVE   |
| 60. | 3/3/23    | William Karlsson, VGK       | Akira Schmid        | Vegas        | SAVE   |
| 61. | 4/2/23    | Morgan Barron, WPG          | Vitek Vanecek       | Winnipeg     | Score  |

**CURRENT DEVILS' PENALTY SHOTS**

| SHOOTER      | DATE     | OPPOSITION               | RESULT | SCORE            |
|--------------|----------|--------------------------|--------|------------------|
| Jesper Bratt | 12/23/17 | vs. Anton Forsberg, Chi. | Save   | Chi. 1 @ NJ 4    |
|              | 10/30/17 | vs. Tristan Jarry, PIT   | Goal   | NJ 4 @ PIT 2     |
| Jack Hughes  | 12/12/22 | vs. Igor Shesterkin, NYR | Save   | NJD 3 @ NYR 4    |
|              | 3/1/24   | vs. Lukas Dostal, ANA    | Save   | DEVILS 4 @ OTT 3 |
|              | 4/6/24   | vs. Joonas Korpi, OTT    | Save   | NJD 3 @ ANA 4    |

| GOALTENDER    | DATE   | OPPOSITION                | RESULT | SCORE         |
|---------------|--------|---------------------------|--------|---------------|
| Akira Schmid  | 3/3/23 | vs. William Karlsson, VGK | Save   | NJD 3 @ VGK 4 |
| Vitek Vanecek | 4/2/23 | vs. Morgan Barron, WPG    | SAVE   | NJD 1 @ WPG 6 |

\*At Yankee Stadium, Bronx, NY.

| NO.                      | DATE     | SCORE                   | GOALTENDER(S)  |
|--------------------------|----------|-------------------------|----------------|
| <b>JACK HUGHES (2)</b>   |          |                         |                |
| 1.                       | 11/26/22 | Washington 1 @ DEVILS 5 | C. Lindgren    |
| 2.                       | 12/16/23 | DEVILS 6 @ CBJ 3        | D. Tarasov     |
| <b>JESPER BRATT (1)</b>  |          |                         |                |
| 1.                       | 3/19/23  | DEVILS 5 @ Tampa 2      | A. Vasilevskiy |
| <b>DAWSON MERCER (1)</b> |          |                         |                |
| 1.                       | 4/4/23   | Pittsburgh 1 @ DEVILS 5 | T. Jarry       |
| <b>TIMO MEIER (1)</b>    |          |                         |                |
| 1.                       | 3/7/24   | St. Louis 1 @ DEVILS 4  | J. Bennington  |

## DEVILS' HAT TRICKS

| NO. | DATE      | PLAYER                   | SCORE                          | GOALTENDER(S)                   |
|-----|-----------|--------------------------|--------------------------------|---------------------------------|
| 1.  | 12/03/82  | Steve Tambellini         | Hartford 4 at DEVILS 5         | Millen                          |
| 2.  | 12/27/83  | Bobby MacMillan          | St. Louis 5 at DEVILS 4 (OT)   | Heinz                           |
| 3.  | 1/07/84   | Bobby MacMillan          | DEVILS 7 at Pittsburgh 4       | Romano                          |
| 4.  | 10/31/84  | Uli Hiemer               | Pittsburgh 7 at DEVILS 6       | Herron                          |
| 5.  | 11/18/84  | Rich Preston             | DEVILS 6 at Rangers 0          | Vanbiesbrouck                   |
| 6.  | 1/18/85   | Aaron Broten             | Rangers 9 at DEVILS 6          | Vanbiesbrouck                   |
| 7.  | 10/10/85  | Paul Gagne               | DEVILS 6 at Philadelphia 5     | Lindbergh                       |
| 8.  | 3/02/86   | Mark Johnson             | Winnipeg 4 at DEVILS 6         | Hayward (2), ENG                |
| 9.  | 3/08/86   | Pat Verbeek              | Philadelphia 3 at DEVILS 7     | Jensen (1), Froese (2)          |
| 10. | 4/02/86   | Mark Johnson             | Quebec 5 at DEVILS 6           | Gosselin                        |
| 11. | 10/29/86  | Kirk Muller              | DEVILS 8 at Pittsburgh 6       | Romano                          |
| 12. | 1/22/87   | Doug Sulliman            | Calgary 5 at DEVILS 7          | Dadswell                        |
| 13. | 3/25/87   | Pat Verbeek              | DEVILS 8 at Rangers 2          | Vanbiesbrouck                   |
| 14. | 3/31/87   | Perry Anderson           | Pittsburgh 3 at DEVILS 5       | Meloche                         |
| 15. | 1/07/88   | Kirk Muller              | Vancouver 6 at DEVILS 3        | Caprice                         |
| 16. | 1/10/88   | Pat Verbeek              | DEVILS 7 at Philadelphia 5     | Laforest                        |
| 17. | 1/15/88   | Kirk Muller              | Toronto 3 at DEVILS 7          | Reese (2), Wregget (1)          |
| 18. | 1/28/88   | John MacLean             | Pittsburgh 3 at DEVILS 6       | Meloche                         |
| 19. | 2/28/88   | Pat Verbeek (4)          | Minnesota 6 at DEVILS 8        | Beaupre                         |
| 20. | 2/28/88   | Kirk Muller              | Minnesota 6 at DEVILS 8        | Beaupre                         |
| 21. | 12/07/88  | John MacLean             | Washington 1 at DEVILS 5       | Malarchuk                       |
| 22. | 12/09/88  | John MacLean             | NY Islanders 5 at DEVILS 6     | Hrudey                          |
| 23. | 12/15/88  | John MacLean             | Toronto 3 at DEVILS 6          | Wregget                         |
| 24. | 2/13/89   | Brendan Shanahan         | Toronto 1 at DEVILS 8          | Bester                          |
| 25. | 2/13/89   | Pat Verbeek              | Toronto 1 at DEVILS 8          | Bester                          |
| 26. | 10/05/89  | Sylvain Turgeon          | DEVILS 6 at Philadelphia 2     | Wregget                         |
| 27. | 12/05/90  | Claude Lemieux           | Vancouver 4 at DEVILS 9        | McLean                          |
| 28. | 1/24/91   | Claude Lemieux           | Quebec 1 at DEVILS 6           | Gordon (2), Tugnut (1)          |
| 29. | 1/28/91   | John MacLean*            | DEVILS 6 at Detroit 2          | Gagnon (1), King (2)            |
| 30. | 2/25/91   | John MacLean             | Washington 1 at DEVILS 5       | Hrivnak (2), Liut (1)           |
| 31. | 10/18/91  | David Maley              | DEVILS 5 at Washington 6       | Hrivnak                         |
| 32. | 11/20/91  | Stephane Richer          | Washington 6 at DEVILS 5 (OT)  | Beaupre                         |
| 33. | 12/29/91  | Peter Stastny*           | Washington 4 at DEVILS 3       | Beaupre                         |
| 34. | 10/10/92  | Bobby Holik              | NY Rangers 2 at DEVILS 4       | Vanbiesbrouck                   |
| 35. | 10/22/92  | Claude Lemieux           | DEVILS 6 at Chicago 5 (OT)     | Belfour                         |
| 36. | 1/22/93   | Bobby Holik              | Montreal 2 at DEVILS 6         | Racicot                         |
| 37. | 3/29/93   | Stephane Richer*         | San Jose 0 at DEVILS 5         | Hackett                         |
| 38. | 10/16/93  | Alexander Semak          | DEVILS 5 at NY Islanders 3     | Hextall (2), Draper (1)         |
| 39. | 1/01/94   | Bernie Nicholls          | DEVILS 7 at Ottawa 1           | Billington                      |
| 40. | 3/26/96   | Stephane Richer          | DEVILS 6 at Tampa Bay 4        | Puppa (2), ENG                  |
| 41. | 11/16/96  | Brian Rolston            | Tampa Bay 3 at DEVILS 6        | Wilkinson                       |
| 42. | 12/31/96  | Bill Guerin              | DEVILS 5 at Buffalo 6          | Hasek                           |
| 43. | 3/13/97   | Randy McKay              | Hartford 0 at DEVILS 6         | Muzzatti                        |
| 44. | 3/24/98   | Randy McKay              | Philadelphia 2 at DEVILS 3     | Hextall                         |
| 45. | 12/23/98  | Bobby Holik              | St. Louis 2 at DEVILS 4        | Fuhr                            |
| 46. | 12/26/99  | Scott Gomez              | DEVILS 3 at NY Rangers 3 (OT)  | Richter                         |
| 47. | 10/28/00  | Randy McKay (4)          | DEVILS 9 at Pittsburgh 0       | Aubin (2), Snow (2)             |
| 48. | 10/28/00  | John Madden (4)          | DEVILS 9 at Pittsburgh 0       | Aubin (1), Snow (3)             |
| 49. | 12/05/00  | Patrik Elias             | Colorado 1 at DEVILS 6         | Roy (1), Aebischer (2)          |
| 50. | 1/04/01   | Alexander Mogilny        | NY Islanders 2 at DEVILS 4     | Vanbiesbrouck (2), Flaherty (1) |
| 51. | 3/17/01   | Patrik Elias (GW)        | DEVILS 6 at Edmonton 5 (OT)    | Salo                            |
| 52. | 4/03/01   | Patrik Elias             | DEVILS 6 at Washington 4       | Kolzig                          |
| 53. | 10/18/01  | Patrik Elias             | San Jose 1 at DEVILS 6         | Nabokov (2), Kiprusoff (1)      |
| 54. | 11/09/01  | Patrik Elias* (GW)       | Toronto 2 at DEVILS 3 (OT)     | Joseph                          |
| 55. | 2/10/02   | Jason Arnott             | Buffalo 1 at DEVILS 4          | Essensa                         |
| 56. | 2/05/03   | John Madden              | DEVILS 4 at Washington 1       | Kolzig (2), ENG                 |
| 57. | 3/30/03   | Patrik Elias (4*)        | NY Islanders 0 at DEVILS 6     | DiPietro                        |
| 58. | 12/31/05  | Scott Gomez              | Toronto 6 at DEVILS 3          | Belfour                         |
| 59. | 4/05/06   | Patrik Elias             | DEVILS 6 at Pittsburgh 4       | Feury                           |
| 60. | 10/12/06  | Brian Elia*              | Maple Leafs 6 at DEVILS 7 (SO) | Aubin                           |
| 61. | 10/31/07  | Jay Pandolfo (GW)        | Tampa Bay 1 at DEVILS 6        | Holmqvist (2), Denis (1)        |
| 62. | 11/30/07  | Zach Parise* (GW)        | Montreal 0 at DEVILS 4         | Price                           |
| 63. | 11/23/08  | Dainius Zubrus (4)(GW)   | DEVILS 7 at Tampa Bay 3        | Kolzig (2), Ramo (2)            |
| 64. | 1/02/10   | Jamie Langenbrunner (GW) | DEVILS 5 at Minnesota 3        | Backstrom                       |
| 65. | 4/01/11   | Patrik Elias             | Philadelphia 2 at DEVILS 4     | Boucher                         |
| 66. | 2/14/12   | Ilya Kovalchuk           | DEVILS 4 at Buffalo 1          | Miller (2), ENG                 |
| 67. | 3/02/12   | Zach Parise (GW)         | DEVILS 5 at Washington 0       | Neuvirth                        |
| 68. | 3/08/12   | Ilya Kovalchuk (GW)      | NY Islanders 1 at DEVILS 5     | Nabokov                         |
| 69. | 3/31/14   | Travis Zajac             | Florida 3 at DEVILS 6          | Ellis                           |
| 70. | 1/03/15   | Jaromir Jagr (GW)        | Philadelphia 2 at DEVILS 5     | Emery (2), Mason (1)            |
| 71. | 11/06/16  | Michael Cammalleri (GW)  | DEVILS 4 at Carolina 1         | Lack                            |
| 72. | 12/01/16  | Travis Zajac             | Chicago 4 at DEVILS 3 (OT)     | Crawford                        |
| 73. | 11/12/17  | Miles Wood               | DEVILS 7 at Chicago 5          | Crawford (2), Forsberg (1)      |
| 74. | 11/05/18  | Brian Boyle              | DEVILS 5 at Pittsburgh 1       | Murray                          |
| 75. | 10/30/19  | Kyle Palmieri            | Tampa Bay 7 at DEVILS 6        | McElhinney                      |
| 76. | 1/14/2020 | Blake Coleman            | DEVILS 4 at Toronto 7          | Andersen                        |
| 77. | 4/2/22    | Yegor Sharangovich       | Florida 7 at DEVILS 6          | Bobrovsky                       |
| 78. | 11/26/22  | J. Hughes* (GWG)         | Washington 1 @ DEVILS          | Lindgren                        |
| 79. | 3/19/23   | Bratt                    | DEVILS 5 @ Tampa 2             | A. Vasilevskiy                  |
| 80. | 4/4/23    | Mercer                   | Pittsburgh 1 @ Devils 5        | T. Jarry                        |
| 81. | 10/24/23  | T. Toffoli               | DEVILS 5 @ Montreal 2          | C. Primeau                      |
| 82. | 12/16/23  | J. Hughes                | DEVILS 6 @ Columbus 3          | D. Tarasov                      |
| 83. | 1/23/24   | T. Toffoli               | Vegas 5 @ DEVILS 6             | L. Thompson                     |
| 84. | 3/7/24    | T. Meier                 | St. Louis 1 @ DEVILS 4         | J. Bennington                   |



**HAT TRICKS VS. DEVILS**

| NO.  | DATE     | PLAYER                    | GOALTENDER                   |
|------|----------|---------------------------|------------------------------|
| 1.   | 11/01/82 | Lanny McDonald            | Calgary 3 @ DEVILS 3         |
| 2.   | 11/16/82 | Brian Sutter (GW)         | DEVILS 2 @ St. Louis 7       |
| 3.   | 12/17/82 | Jari Kurri                | DEVILS 4 @ Edmonton 10       |
| 4.   | 1/29/83  | Real Cloutier             | DEVILS 4 @ Quebec 6          |
| 5.   | 10/22/83 | Ken Houston               | DEVILS 3 @ Los Angeles 8     |
| 6.   | 10/25/83 | Mikko Ryski (GW)          | DEVILS 3 @ NY Islanders 5    |
| 7.   | 11/19/83 | Jari Kurri (5)            | DEVILS 4 @ Edmonton 13       |
| 8.   | 11/19/83 | Wayne Gretzky (GW)        | DEVILS 4 @ Edmonton 13       |
| 9.   | 11/19/83 | Willy Lindstrom           | DEVILS 4 @ Edmonton 13       |
| 10.  | 2/25/84  | Greg Gilbert              | DEVILS 1 @ NY Islanders 7    |
| 11.  | 3/13/84  | Jim Kouf (GW)             | DEVILS 4 @ Toronto 8         |
| 12.  | 3/13/84  | Bob Bourne                | NY Islanders 5 @ DEVILS 1    |
| 13.  | 3/22/84  | Pierre Larouche* (GW)     | NY Rangers 5 @ DEVILS 3      |
| 14.  | 10/20/84 | Kevin LaVallee (GW)       | DEVILS 3 @ St. Louis 8       |
| 15.  | 10/20/84 | Dave Barr                 | DEVILS 3 @ St. Louis 8       |
| 16.  | 10/25/84 | Arne Rindberg             | NY Rangers 11 @ DEVILS 2     |
| 17.  | 11/21/84 | Brian MacLellan (GW)      | DEVILS 1 @ Los Angeles 8     |
| 18.  | 1/29/85  | Dave Taylor (GW)          | DEVILS 3 @ Los Angeles 6     |
| 19.  | 12/14/85 | Michel Goulet* (4)        | DEVILS 3 @ Quebec 9          |
| 20.  | 12/14/85 | Brent Ashton              | DEVILS 3 @ Quebec 9          |
| 21.  | 12/22/85 | Scott Bugstad (GW)        | Minnesota 8 @ DEVILS 3       |
| 22.  | 12/28/85 | Mike McPhee               | DEVILS 3 @ Montreal 8        |
| 23.  | 1/04/86  | Mike Gartner              | DEVILS 3 @ Washington 9      |
| 24.  | 1/21/86  | Tony Tanti (GW)           | DEVILS 3 @ Vancouver 5       |
| 25.  | 2/15/86  | Mike Bossy (GW)           | DEVILS 5 @ NY Islanders 6    |
| 26.  | 3/0/86   | Chris Chelmer             | DEVILS 4 @ Boston 8          |
| 27.  | 10/18/86 | Terry Ruskowski (GW)      | DEVILS 4 @ Pittsburgh 8      |
| 28.  | 10/29/86 | Kevin LaVallee            | DEVILS 8 @ Pittsburgh 6      |
| 29.  | 11/09/86 | Thomas Steen              | DEVILS 1 @ Winnipeg 8        |
| 30.  | 11/23/86 | Denis Savard (GW)         | DEVILS 3 @ Chicago 5         |
| 31.  | 12/26/86 | Kerri Kiehl               | NY Rangers 7 @ DEVILS 4      |
| 32.  | 2/18/87  | Ray Ferraro (GW)          | Hartford 6 @ DEVILS 3        |
| 33.  | 1/22/88  | Phil Housley              | DEVILS 3 @ Buffalo 7         |
| 34.  | 2/03/88  | Esa Tikkanen              | DEVILS 5 @ Edmonton 8        |
| 35.  | 2/12/88  | Gerard Gallant (GW)       | DEVILS 3 @ Detroit 4         |
| 36.  | 10/15/88 | Wendel Smith (GW)         | Winnipeg 7 @ DEVILS 3        |
| 37.  | 10/15/88 | Dave Christian            | DEVILS 5 @ Washington 8      |
| 38.  | 11/20/88 | Rick Tocchet              | DEVILS 1 @ Philadelphia 7    |
| 39.  | 12/31/88 | Mario Lemieux (5)         | DEVILS 6 @ Pittsburgh 8      |
| 40.  | 1/27/89  | Ron Francis               | Hartford 8 @ DEVILS 6        |
| 41.  | 3/26/89  | Mario Lemieux (GW)        | DEVILS 4 @ Pittsburgh 6      |
| 42.  | 10/20/89 | Rich Sutter (GW)          | Vancouver 3 @ DEVILS 2       |
| 43.  | 11/18/89 | Andy Brickley (GW)        | DEVILS 4 @ Boston 6          |
| 44.  | 12/01/89 | Pierre Turgeon            | DEVILS 4 @ Buffalo 6         |
| 45.  | 12/09/89 | Ray Ferraro (GW)          | DEVILS 3 @ Hartford 7        |
| 46.  | 2/10/90  | Gino Cavallini (GW)       | DEVILS 3 @ St. Louis 7       |
| 47.  | 3/22/90  | Steve Thomas (4) (GW)     | DEVILS 4 @ Chicago 6         |
| 48.  | 11/20/90 | Tomas Sandstrom*          | DEVILS 4 @ Los Angeles 5     |
| 49.  | 12/07/90 | Mike Ridley (GW)          | DEVILS 2 @ Washington 5      |
| 50.  | 1/14/91  | Tomas Sandstrom (GW)      | Los Angeles 6 @ DEVILS 1     |
| 51.  | 1/19/91  | Wendel Clark (GW)         | Toronto 4 @ DEVILS 3         |
| 52.  | 3/06/92  | Pat LaFontaine            | DEVILS 4 @ Buffalo 5         |
| 53.  | 3/22/92  | Mark Messier (4) (GW)     | DEVILS 3 @ NY Rangers 6      |
| 54.  | 4/15/92  | Steve Thomas (4)          | DEVILS 0 @ NY Islanders 7    |
| 55.  | 12/12/92 | Kevin Stevens             | DEVILS 5 @ Pittsburgh 6      |
| 56.  | 3/23/93  | Pierre Turgeon            | NY Islanders 5 @ DEVILS 3    |
| 57.  | 4/16/93  | Pierre Turgeon            | DEVILS 4 @ NY Islanders 8    |
| 58.  | 12/15/93 | Gen Wesley                | Boston 5 @ DEVILS 4          |
| 59.  | 2/12/94  | Cam Neely*                | DEVILS 3 @ Boston 5          |
| 60.  | 3/02/95  | Bryan Smolinski (GW)      | DEVILS 2 @ Boston 7          |
| 61.  | 3/06/95  | Joe Nolan                 | DEVILS 2 @ Quebec 6          |
| 62.  | 10/28/95 | Mario Lemieux (GW)        | Pittsburgh 5 @ DEVILS 3      |
| 63.  | 11/28/96 | Keith Tkachuk (GW)        | DEVILS 3 @ Phoenix 4 (OT)    |
| 64.  | 12/19/97 | Doug Brown (GW)           | DEVILS 4 @ Detroit 5         |
| 65.  | 1/10/98  | Stu Barnes* (GW)          | DEVILS 1 @ Pittsburgh 4      |
| 66.  | 10/02/99 | Alexsey Morozov*          | Pittsburgh 7 @ DEVILS 5      |
| 67.  | 11/25/99 | Jerry Roenick (GW)        | DEVILS 2 @ Phoenix 4         |
| 68.  | 1/06/01  | Jan Hlavac                | DEVILS 5 @ NY Rangers 5 (OT) |
| 69.  | 2/10/01  | Alexei Kovalev (GW)       | DEVILS 4 @ Pittsburgh 5 (OT) |
| 70.  | 10/11/01 | Mark Parrish (GW)         | NY Islanders 6 @ DEVILS 4    |
| 71.  | 11/13/01 | Alexei Kovalev            | Pittsburgh 5 @ DEVILS 5      |
| 72.  | 1/15/02  | Zdeno Ciger (GW)          | Tampa Bay 5 @ DEVILS 4 (OT)  |
| 73.  | 3/13/03  | Martin Lapointe (GW)      | DEVILS 3 @ Boston 4          |
| 74.  | 2/17/04  | Marian Gaborik            | Minnesota 4 @ DEVILS 4 (OT)  |
| 75.  | 3/07/09  | Sean Bergenheim           | DEVILS 3 @ NY Islanders 7    |
| 76.  | 10/27/10 | Joe Thornton (GW)         | DEVILS 2 @ San Jose 5        |
| 77.  | 12/18/10 | Eric Boulton (GW)         | DEVILS 1 @ Atlanta 7         |
| 78.  | 11/02/11 | Jeffrey Lupul (GW)        | Toronto 5 @ DEVILS 3         |
| 79.  | 2/26/12  | Martin St. Louis (GW)     | Tampa Bay 4 @ DEVILS 3       |
| 80.  | 3/01/12  | David Krejci (GW)         | DEVILS 3 @ Bruins 4 (OT)     |
| 81.  | 3/25/12  | Ryan Malone               | Tampa Bay 4 @ DEVILS 6       |
| 82.  | 2/16/13  | John Tavares (GW)         | DEVILS 1 @ NY Islanders 5    |
| 83.  | 2/23/13  | Alexander Ovechkin (GW)   | DEVILS 1 @ Washington 5      |
| 84.  | 1/03/14  | Patrick Sharp             | Chicago 1 @ DEVILS 3         |
| 85.  | 12/27/14 | Greg Sheehan (GW)         | DEVILS 5 @ NY Rangers 3      |
| 86.  | 2/25/16  | Nick Foligno (GW)         | DEVILS 1 @ Columbus 6        |
| 87.  | 3/14/16  | Jakob Silfverberg         | DEVILS 1 @ Anaheim 7         |
| 88.  | 10/18/18 | Gabriel Landeskog         | Colorado 5 @ DEVILS 3        |
| 89.  | 11/30/18 | Nicklas Backstrom(GW)     | DEVILS 3 @ Washington 6      |
| 90.  | 12/19/19 | Mika Zibanejad(GW)        | DEVILS 3 @ NY Rangers 4      |
| 91.  | 3/12/19  | J.G. Pageau(GW)           | DEVILS 4 @ Calgary 5         |
| 92.  | 11/13/19 | J.G. Pageau(GW)           | Ottawa 4 @ DEVILS 2          |
| 93.  | 12/31/19 | Jonathan Marchessault(GW) | Vegas 4 @ DEVILS 3           |
| 94.  | 1/4/20   | Mikko Rantanen(GW)        | Colorado 3 @ DEVILS 2        |
| 95.  | 1/9/20   | Tony DeAngelo(GW)         | DEVILS 3 @ NY Rangers 6      |
| 96.  | 1/14/20  | Auston Matthews(GW)       | DEVILS 3 @ Toronto 5         |
| 97.  | 1/16/20  | Alex Ovechkin             | DEVILS 2 @ Washington 5      |
| 98.  | 3/4/21   | Chris Kreider(GW)         | NY Rangers 6 @ DEVILS 1      |
| 99.  | 4/11/21  | Jake Guentzel(GW)         | Pittsburgh 5 @ DEVILS 2      |
| 100. | 4/17/20  | Pavel Buchnevich          | DEVILS 3 @ NY Rangers 6      |
| 101. | 3/4/21   | Chris Kreider             | NYR 6 @ DEVILS 1             |
| 102. | 4/11/21  | Jake Guentzel             | PIT 5 @ DEVILS 2             |
| 103. | 4/17/21  | Pavel Buchnevich          | DEVILS 3 @ NYR 5             |
| 104. | 12/31/21 | Mark Scheifele            | DEVILS 4 @ WPG 8             |
| 105. | 12/19/21 | Cam Atkinson              | DEVILS 3 @ PHI 6             |
| 106. | 12/18/21 | Dylan Larkin              | DEVILS 2 @ DET 5             |
| 107. | 1/31/22  | Auston Matthews           | DEVILS 4 @ TOR 6             |
| 108. | 2/25/22  | Patrick Kane              | DEVILS 5 @ CHI 8             |
| 109. | 2/25/22  | Brandon Hael              | DEVILS 5 @ CHI 8             |
| 110. | 4/3/22   | J.G. Pageau               | NYI 4 @ DEVILS 3             |
| 111. | 12/13/23 | Philipp Danault           | Anaheim 5 @ DEVILS 1         |
| 112. | 3/3/24   | J.P. Dumoulin             | DEVILS 1 @ Los Angeles 5     |
| 113. | 3/27/24  | Tage Thompson             | DEVILS 2 @ Buffalo 5         |

\*Denotes natural hat trick.

| Player         | MIN  | GA  | SO | GAA   | W-L-O/T  | Player               | MIN  | GA  | SO | GAA   | W-L-O/T |
|----------------|------|-----|----|-------|----------|----------------------|------|-----|----|-------|---------|
| <b>vs. ANA</b> |      |     |    |       |          | <b>vs. CHI cont.</b> |      |     |    |       |         |
| Schwab         | 60   | 1   | 0  | 1.00  | 1-0-0    | Burke                | 370  | 19  | 0  | 3.08  | 1-2-2   |
| Brodeur        | 1278 | 40  | 2  | 1.88  | 15-6-1   | Kinkaid              | 186  | 10  | 0  | 3.22  | 1-0-2   |
| Blackwood      | 442  | 24  | 0  | 2.07  | 7-1-0    | Schwab               | 7    | 0   | 0  | 3.39  | 0-0-0   |
| Schneider      | 16   | 2   | 0  | 2.44  | 0-2-2    | Hedberg              | 480  | 34  | 0  | 5.29  | 1-0-0   |
| Dunham         | 5    | 5   | 0  | 3.80  | 0-1-0    | Billington           | 34   | 3   | 0  | 9.50  | 1-0-0   |
| Clemmensen     | 59   | 4   | 0  | 4.07  | 0-1-0    | Low                  | 120  | 11  | 0  | 9.50  | 0-2-0   |
| Danis          | 19   | 1   | 0  | 4.70  | 0-0-0    |                      |      |     |    |       |         |
| Kinkaid        | 204  | 16  | 0  | 4.00  | 0-0-0    |                      |      |     |    |       |         |
| Terreri        | 30   | 4   | 0  | 8.00  | 0-0-0    |                      |      |     |    |       |         |
| <b>vs. ARI</b> |      |     |    |       |          | <b>vs. COL</b>       |      |     |    |       |         |
| Blackwood      | 200  | 6   | 0  | 1.80  | 2-1-0    | Schwab               | 669  | 29  | 0  | 1.83  | 0-0-2   |
| Sauve          | 125  | 14  | 0  | 1.92  | 0-1-1    | Brodeur              | 1856 | 70  | 4  | 2.26  | 17-8-6  |
| Schneider      | 363  | 13  | 0  | 2.04  | 0-1-0    | Blackwood            | 525  | 26  | 0  | 2.86  | 0-1-0   |
| Brodeur        | 1276 | 47  | 0  | 2.94  | 15-2-1   | Terreri              | 359  | 21  | 0  | 3.51  | 4-2-0   |
| Kampouri       | 174  | 3   | 0  | 3.43  | 0-0-1    | Burke                | 261  | 21  | 0  | 3.75  | 0-2-0   |
| Vanbiesbrouck  | 119  | 35  | 0  | 2.52  | 1-1-0    | Low                  | 310  | 10  | 0  | 3.75  | 0-2-0   |
| Terreri        | 446  | 20  | 0  | 3.69  | 0-2-4    | Domingue             | 470  | 0   | 0  | 3.90  | 0-0-1   |
| Burke          | 377  | 23  | 0  | 3.69  | 0-2-4    | Sauve                | 119  | 9   | 0  | 4.03  | 0-2-2   |
| Dunham         | 48   | 0   | 0  | 3.75  | 0-0-0    | Billington           | 286  | 8   | 0  | 6.00  | 1-3-0   |
| Kinkaid        | 95   | 16  | 0  | 3.79  | 0-2-0    | Middlebrook          | 60   | 7   | 0  | 7.00  | 0-1-0   |
| Billington     | 119  | 4   | 0  | 4.03  | 1-0-0    |                      |      |     |    |       |         |
| Chevrier       | 241  | 8   | 0  | 4.23  | 1-3-0    |                      |      |     |    |       |         |
| Resch          | 423  | 30  | 0  | 4.26  | 2-5-0    |                      |      |     |    |       |         |
| Hedberg        | 60   | 5   | 0  | 5.00  | 0-1-0    |                      |      |     |    |       |         |
| Low            | 100  | 10  | 0  | 6.00  | 0-2-0    |                      |      |     |    |       |         |
| MacKenzie      | 8    | 1   | 0  | 7.50  | 0-0-0    |                      |      |     |    |       |         |
| Friesen        | 60   | 8   | 0  | 8.00  | 0-1-0    |                      |      |     |    |       |         |
| <b>vs. BOS</b> |      |     |    |       |          | <b>vs. CBJ</b>       |      |     |    |       |         |
| Schwab         | 29   | 0   | 0  | 0.00  | 0-0-0    | Weekes               | 60   | 1   | 0  | 1.00  | 1-0-0   |
| Appelby        | 60   | 1   | 0  | 0.00  | 0-0-0    | Wedgewood            | 6    | 1   | 0  | 1.00  | 1-0-0   |
| Kinkaid        | 1    | 1   | 0  | 1.00  | 0-1-0    | Blackwood            | 180  | 2   | 0  | 2.00  | 1/1-0-0 |
| Danis          | 60   | 1   | 0  | 1.00  | 0-1-0    | Brodeur              | 289  | 29  | 0  | 2.19  | 7-3-3   |
| Middlebrook    | 60   | 1   | 0  | 2.00  | 0-0-1    | Schneider            | 95   | 9   | 0  | 2.65  | 0-0-0   |
| Dunham         | 81   | 7   | 0  | 2.58  | 1-1-1    | Schneider            | 59   | 3   | 0  | 3.00  | 0-0-0   |
| Blackwood      | 184  | 4   | 0  | 2.28  | 1-1-1    | Kinkaid              | 21   | 15  | 0  | 4.93  | 0-3-0   |
| Clemmensen     | 366  | 14  | 0  | 2.30  | 4-2-0    | Danis                | 37   | 3   | 0  | 4.93  | 0-3-0   |
| Blackwood      | 244  | 10  | 0  | 2.46  | 2-2-0    |                      |      |     |    |       |         |
| Brodeur        | 307  | 153 | 0  | 2.50  | 26-23-10 |                      |      |     |    |       |         |
| Schneider      | 701  | 31  | 1  | 2.65  | 1-8-3    |                      |      |     |    |       |         |
| Kampouri       | 30   | 3   | 0  | 3.00  | 0-1-0    |                      |      |     |    |       |         |
| Sidorkiewicz   | 69   | 3   | 0  | 3.22  | 0-1-0    |                      |      |     |    |       |         |
| Terreri        | 1268 | 68  | 0  | 3.22  | 7-4-4    |                      |      |     |    |       |         |
| McLean         | 35   | 2   | 0  | 3.43  | 0-0-0    |                      |      |     |    |       |         |
| Weekes         | 59   | 4   | 0  | 4.07  | 0-1-0    |                      |      |     |    |       |         |
| Lack           | 240  | 17  | 0  | 4.25  | 0-1-0    |                      |      |     |    |       |         |
| Low            | 120  | 9   | 0  | 4.50  | 0-2-0    |                      |      |     |    |       |         |
| Sauve          | 120  | 27  | 0  | 5.00  | 0-5-1    |                      |      |     |    |       |         |
| Resch          | 320  | 27  | 0  | 5.45  | 0-5-1    |                      |      |     |    |       |         |
| Reese          | 40   | 11  | 0  | 6.00  | 0-1-0    |                      |      |     |    |       |         |
| Chevrier       | 185  | 19  | 0  | 6.16  | 1-2-0    |                      |      |     |    |       |         |
| <b>vs. BUF</b> |      |     |    |       |          | <b>vs. DAL</b>       |      |     |    |       |         |
| Kinkaid        | 180  | 3   | 0  | 1.00  | 3-0-0    | Hedberg              | 95   | 0   | 0  | 1.26  | 0-0-1   |
| Schwab         | 141  | 2   | 0  | 1.29  | 0-1-1    | Blackwood            | 175  | 0   | 0  | 1.57  | 0-0-1   |
| Schneider      | 239  | 2   | 0  | 1.67  | 1-1-0    | Low                  | 41   | 1   | 0  | 1.98  | 11-9-1  |
| Brodeur        | 3575 | 23  | 3  | 2.11  | 10-7-2   | Brodeur              | 1240 | 41  | 2  | 2.00  | 1-0-0   |
| Clemmensen     | 120  | 5   | 0  | 2.50  | 2-0-0    | Dunham               | 60   | 20  | 0  | 2.38  | 0-0-1   |
| Dunham         | 84   | 4   | 0  | 2.86  | 1-1-0    | Schneider            | 286  | 19  | 0  | 2.43  | 3-1-1   |
| Sauve          | 145  | 2   | 0  | 3.89  | 0-1-0    | Terreri              | 60   | 0   | 0  | 2.92  | 0-0-1   |
| Weekes         | 115  | 6   | 0  | 3.13  | 0-0-0    | Domingue             | 60   | 3   | 0  | 3.00  | 0-0-1   |
| Terreri        | 520  | 29  | 0  | 3.35  | 1-2-2    | Clemmensen           | 406  | 21  | 0  | 3.10  | 0-2-0   |
| Hedberg        | 223  | 13  | 0  | 3.55  | 1-2-2    | Blackwood            | 117  | 27  | 0  | 3.60  | 0-2-0   |
| Billington     | 439  | 26  | 1  | 3.55  | 2-3-1    | Chevrier             | 369  | 36  | 0  | 4.18  | 0-2-0   |
| Chevrier       | 422  | 27  | 0  | 3.84  | 2-3-0    | Resch                | 369  | 36  | 0  | 4.18  | 0-2-0   |
| Burke          | 239  | 18  | 0  | 4.23  | 0-3-2    | Sauve                | 73   | 6   | 0  | 4.33  | 1-0-0   |
| Resch          | 383  | 31  | 0  | 5.42  | 0-3-2    | Billington           | 20   | 3   | 0  | 8.00  | 0-0-0   |
| Blackwood      | 100  | 9   | 0  | 5.42  | 0-2-0    |                      |      |     |    |       |         |
| Low            | 160  | 16  | 0  | 6.00  | 0-2-0    |                      |      |     |    |       |         |
| Domingue       | 20   | 5   | 0  | 15.00 | 0-1-0    |                      |      |     |    |       |         |
| <b>vs. CGY</b> |      |     |    |       |          | <b>vs. DET</b>       |      |     |    |       |         |
| Dunham         | 125  | 2   | 0  | 0.96  | 1-0-1    | Domingue             | 60   | 0   | 0  | 1.00  | 1-0-0   |
| Dampousse      | 60   | 1   | 0  | 2.23  | 0-1-1    | Blackwood            | 120  | 4   | 0  | 2.01  | 1-1-0   |
| Brodeur        | 978  | 38  | 1  | 2.32  | 10-7-2   | Brodeur              | 1207 | 45  | 0  | 2.24  | 10-8-1  |
| Schneider      | 2197 | 12  | 0  | 2.43  | 1-1-0    | Kinkaid              | 60   | 2   | 0  | 2.35  | 0-0-0   |
| Hedberg        | 197  | 12  | 0  | 2.92  | 1-3-1    | Burke                | 329  | 13  | 0  | 2.37  | 4-0-2   |
| Kinkaid        | 184  | 8   | 0  | 3.61  | 1-1-1    | Chevrier             | 309  | 23  | 0  | 2.55  | 4-0-1   |
| Terreri        | 239  | 14  | 0  | 3.51  | 2-2-0    | Low                  | 141  | 7   | 0  | 2.98  | 2-1-0   |
| Clemmensen     | 65   | 4   | 0  | 3.69  | 0-0-1    | Weekes               | 8    | 0   | 0  | 3.05  | 0-0-0   |
| Billington     | 228  | 15  | 0  | 4.03  | 0-3-2    | Schneider            | 44   | 0   | 0  | 3.26  | 0-0-0   |
| Resch          | 200  | 16  | 0  | 4.80  | 0-2-0    | Sauve                | 184  | 13  | 0  | 3.26  | 0-0-0   |
| Schwab         | 46   | 2   | 0  | 4.84  | 0-1-0    | Clemmensen           | 230  | 22  | 0  | 3.74  | 0-3-1   |
| Chevrier       | 462  | 38  | 0  | 4.84  | 0-4-1    |                      |      |     |    |       |         |
| Kampouri       | 60   | 5   | 0  | 5.00  | 0-1-0    |                      |      |     |    |       |         |
| Burke          | 416  | 35  | 0  | 5.05  | 0-7-0    |                      |      |     |    |       |         |
| Blackwood      | 177  | 16  | 0  | 17.14 | 0-0-0    |                      |      |     |    |       |         |
| Sauve          | 14   | 4   | 0  | 17.14 | 0-0-0    |                      |      |     |    |       |         |
| <b>vs. CAR</b> |      |     |    |       |          | <b>vs. EDM</b>       |      |     |    |       |         |
| Fraze          | 18   | 0   | 0  | 0.00  | 0-0-0    | Hedberg              | 120  | 1   | 0  | 0.89  | 1-0-0   |
| Danis          | 15   | 0   | 0  | 0.00  | 0-0-0    | Dunham               | 120  | 1   | 0  | 1.50  | 2-0-0   |
| Middlebrook    | 60   | 1   | 0  | 1.00  | 0-0-0    | Burke                | 289  | 8   | 0  | 1.66  | 0-1-0   |
| Dampousse      | 30   | 1   | 0  | 1.00  | 2-0-0    | Clemmensen           | 607  | 23  | 0  | 2.03  | 0-3-3   |
| Blackwood      | 120  | 3   | 0  | 1.87  | 7-2-0    | Schneider            | 607  | 24  | 0  | 2.35  | 0-6-3   |
| Kinkaid        | 514  | 16  | 0  | 1.87  | 7-2-0    | Brodeur              | 1102 | 45  | 0  | 2.25  | 0-6-3   |
| Sauve          | 625  | 24  | 0  | 1.93  | 1-0-1    | Blackwood            | 65   | 3   | 0  | 3.77  | 0-0-2   |
| Schneider      | 222  | 13  | 0  | 2.33  | 1-1-1    | Kinkaid              | 538  | 34  | 0  | 4.12  | 0-4-0   |
| Brodeur        | 3625 | 127 | 9  | 2.10  | 39-16-6  | Billington           | 337  | 24  | 0  | 4.27  | 0-3-0   |
| Billington     | 398  | 17  | 0  | 2.56  | 6-0-1    | Chevrier             | 358  | 24  | 0  | 4.97  | 0-3-0   |
| Hedberg        | 394  | 18  | 0  | 3.08  | 4-3-1    | Resch                | 420  | 36  | 0  | 5.14  | 1-6-0   |
| Wedgewood      | 518  | 8   | 0  | 3.13  | 3-4-1    | Low                  | 165  | 15  | 0  | 5.45  | 0-2-1   |
| Terreri        | 59   | 27  | 1  | 3.24  | 0-2-1    | Sauve                | 155  | 10  | 0  | 12.00 | 0-0-0   |
| Low            | 185  | 10  | 0  | 3.24  | 0-2-1    | Mackenzie            | 20   | 4   | 0  | 12.00 | 0-0-0   |
| Resch          | 308  | 23  | 0  | 3.38  | 0-1-0    |                      |      |     |    |       |         |
| Clemmensen     | 108  | 2   | 0  | 3.89  | 0-1-0    |                      |      |     |    |       |         |
| Weekes         | 60   | 4   | 0  | 4.00  | 0-1-0    |                      |      |     |    |       |         |
| Sidorkiewicz   | 40   | 3   | 0  | 4.50  | 0-0-0    |                      |      |     |    |       |         |
| Burke          | 202  | 31  | 0  | 4.88  | 0-7-0    |                      |      |     |    |       |         |
| Chevrier       | 476  | 22  | 0  | 4.85  | 1-3-0    |                      |      |     |    |       |         |
| Domingue       | 58   | 5   | 0  | 5.18  | 0-1-0    |                      |      |     |    |       |         |
| Kampouri       | 89   | 8   | 0  | 6.00  | 0-1-0    |                      |      |     |    |       |         |
| Reese          | 90   | 9   | 0  | 6.00  | 0-1-0    |                      |      |     |    |       |         |
| <b>vs. CHI</b> |      |     |    |       |          | <b>vs. FLA</b>       |      |     |    |       |         |
| Vanbiesbrouck  | 120  | 0   | 0  | 0.00  | 2-0-0    | Weekes               | 60   | 1   | 0  | 1.00  | 1-0-0   |
| St. Laurent    | 60   | 2   | 0  | 2.00  | 1-0-0    | Schwab               | 71   | 2   | 0  | 1.69  | 0-1-0   |
| Brodeur        | 1197 | 42  | 1  | 2.11  | 9-4-6    | Terreri              | 239  | 9   | 0  | 1.74  | 0-1-0   |
| Blackwood      | 185  | 7   | 0  | 2.20  | 2-0-0    | Kinkaid              | 119  | 2   | 0  | 1.74  | 1-1-0   |
| Sauve          | 125  | 7   | 0  | 2.20  | 2-0-0    | Shulmistra           | 390  | 134 | 0  | 2.06  | 40-16-8 |
| Chevrier       | 180  | 8   | 0  | 2.67  | 2-1-0    | Clemmensen           | 810  | 35  | 0  | 2.59  | 4-7-2   |
| Terreri        | 561  | 27  | 0  | 2.89  | 4-1-4    | Schneider            | 184  | 2   | 0  | 2.61  | 1-2-0   |
| Dunham         | 16   | 6   | 0  | 7.91  | 0-0-0    | Hedberg              | 61   | 8   | 0  | 2.95  | 1-0-0   |
| Sidorkiewicz   | 20   | 0   | 0  | 3.00  | 0-0-0    | Blackwood            | 59   | 3   | 0  | 3.05  | 0-1-0   |
| Schneider      | 419  | 21  | 0  | 3.00  | 3-3-1    | Dampousse            | 58   | 3   | 0  | 5.27  | 0-      |

**vs. MTL cont.**

| Player      | MIN | GA | SO | GAA  | W-L-O/T |
|-------------|-----|----|----|------|---------|
| Schneider   | 492 | 21 | 0  | 2.56 | 2-2-4   |
| Chevrier    | 131 | 6  | 0  | 2.75 | 2-0-0   |
| Blackwood   | 183 | 3  | 0  | 3.90 | 2-0-0   |
| Hedberg     | 360 | 4  | 0  | 3.33 | 3-0-0   |
| McKenra     | 50  | 0  | 0  | 3.10 | 0-0-0   |
| Kinkaid     | 360 | 19 | 0  | 3.17 | 3-3-0   |
| Terreri     | 542 | 31 | 0  | 5.43 | 6-0-0   |
| Dunham      | 65  | 4  | 0  | 3.69 | 0-0-1   |
| Domingue    | 64  | 24 | 0  | 3.74 | 0-0-1   |
| Burke       | 185 | 7  | 0  | 3.68 | 1-4-1   |
| Low         | 60  | 4  | 0  | 4.00 | 0-1-0   |
| McLean      | 60  | 38 | 0  | 4.86 | 3-5-0   |
| Resch       | 469 | 38 | 0  | 5.00 | 0-1-0   |
| Middlebrook | 60  | 5  | 0  |      |         |

**vs. NSH**

| Player     | MIN | GA | SO | GAA  | W-L-O/T |
|------------|-----|----|----|------|---------|
| Schwab     | 60  | 1  | 1  | 1.00 | 1-0-0   |
| Terreri    | 1   | 0  | 0  | 1.79 | 1-0-0   |
| Hedberg    | 65  | 2  | 0  | 1.85 | 1-0-0   |
| Clemmensen | 124 | 4  | 0  | 1.93 | 1-1-1   |
| Brodeur    | 790 | 3  | 0  | 2.30 | 1-1-1   |
| Kinkaid    | 249 | 11 | 0  | 2.65 | 3-1-0   |
| Appleby    | 60  | 13 | 0  | 3.01 | 0-1-2   |
| Schneider  | 239 | 9  | 0  | 4.01 | 0-1-2   |
| Blackwood  | 65  | 6  | 0  | 4.83 | 0-1-0   |
| Domingue   | 59  | 6  | 0  | 6.14 | 0-1-0   |

**vs. NYI**

| Player      | MIN  | GA  | SO | GAA  | W-L-O/T |
|-------------|------|-----|----|------|---------|
| Schwab      | 67   | 1   | 1  | 0.90 | 0-0-0   |
| Hedberg     | 358  | 2   | 0  | 1.51 | 4-2-0   |
| Schneider   | 588  | 21  | 0  | 2.19 | 4-2-0   |
| Danis       | 138  | 5   | 0  | 2.76 | 3-1-0   |
| Brodeur     | 5236 | 194 | 10 | 2.22 | 51-28-9 |
| Weekes      | 204  | 18  | 0  | 2.35 | 2-1-1   |
| Clemmensen  | 183  | 18  | 0  | 2.62 | 1-4-1   |
| Blackwood   | 519  | 23  | 0  | 2.66 | 3-3-2   |
| Kinkaid     | 183  | 21  | 0  | 2.68 | 3-2-1   |
| Sauve       | 190  | 11  | 0  | 3.38 | 9-16-7  |
| Terreri     | 2003 | 113 | 0  | 3.43 | 4-4-2   |
| Burke       | 613  | 35  | 0  | 4.50 | 4-15-2  |
| Resch       | 1267 | 95  | 0  | 4.92 | 0-0-0   |
| Dunham      | 61   | 0   | 0  | 5.00 | 0-0-0   |
| Kampouri    | 60   | 5   | 0  | 5.00 | 0-1-0   |
| Chevrier    | 468  | 42  | 0  | 5.38 | 3-7-0   |
| Billington  | 224  | 21  | 1  | 5.73 | 0-1-0   |
| McLean      | 110  | 12  | 0  | 6.00 | 0-2-0   |
| Low         | 120  | 10  | 0  | 6.00 | 0-2-0   |
| MacKenzie   | 60   | 8   | 0  | 8.00 | 0-1-0   |
| Middlebrook | 60   | 2   | 0  |      |         |

**vs. NYR**

| Player      | MIN  | GA  | SO | GAA   | W-L-O/T  |
|-------------|------|-----|----|-------|----------|
| Dunham      | 10   | 0   | 0  | 0.00  | 0-0-0    |
| Brodeur     | 6005 | 217 | 9  | 2.17  | 49-32-20 |
| Domingue    | 25   | 1   | 0  | 2.40  | 0-0-0    |
| Clemmensen  | 32   | 13  | 0  | 2.41  | 3-1-1    |
| Low         | 198  | 10  | 1  | 2.52  | 1-3-0    |
| Hedberg     | 238  | 10  | 1  | 2.52  | 1-3-0    |
| Schneider   | 948  | 41  | 0  | 2.59  | 6-7-3    |
| Kinkaid     | 172  | 16  | 0  | 3.50  | 3-2-0    |
| Blackwood   | 275  | 16  | 0  | 3.50  | 3-2-0    |
| Billington  | 515  | 31  | 0  | 3.61  | 5-2-1    |
| Burke       | 828  | 50  | 0  | 3.62  | 5-2-1    |
| Terreri     | 948  | 64  | 0  | 3.68  | 5-2-1    |
| Chevrier    | 913  | 64  | 0  | 4.21  | 5-12-1   |
| Resch       | 1061 | 76  | 0  | 4.30  | 5-12-1   |
| Sauve       | 246  | 16  | 0  | 4.62  | 0-0-0    |
| Reese       | 39   | 3   | 0  | 4.62  | 0-0-0    |
| Erickson    | 60   | 6   | 0  | 6.00  | 0-1-0    |
| Weekes      | 40   | 4   | 0  | 6.00  | 0-1-0    |
| Kampouri    | 7    | 10  | 0  | 9.00  | 0-0-0    |
| St. Laurent | 60   | 9   | 0  | 9.00  | 0-0-0    |
| McLean      | 6    | 3   | 0  | 30.00 | 0-0-0    |

**vs. OTT**

| Player     | MIN  | GA  | SO | GAA  | W-L-O/T |
|------------|------|-----|----|------|---------|
| Danis      | 205  | 0   | 0  | 0.00 | 0-0-0   |
| Hedberg    | 100  | 7   | 0  | 1.74 | 2-0-0   |
| Terreri    | 76   | 9   | 0  | 2.18 | 2-0-0   |
| Clemmensen | 208  | 7   | 0  | 2.02 | 3-0-0   |
| Lack       | 30   | 1   | 0  | 2.03 | 0-0-0   |
| Lack       | 30   | 1   | 0  | 2.03 | 0-0-0   |
| Schneider  | 675  | 24  | 0  | 2.13 | 6-4-1   |
| Brodeur    | 4094 | 150 | 0  | 2.20 | 37-24-7 |
| Blackwood  | 185  | 9   | 0  | 2.36 | 2-0-0   |
| Billington | 123  | 10  | 0  | 2.41 | 2-0-0   |
| Kinkaid    | 173  | 10  | 0  | 3.46 | 2-2-0   |

**vs. PHI**

| Player        | MIN  | GA  | SO | GAA  | W-L-O/T  |
|---------------|------|-----|----|------|----------|
| Appleby       | 46   | 0   | 0  | 0.00 | 0-0-0    |
| Weekes        | 8    | 0   | 0  | 0.00 | 0-0-0    |
| Vanbiesbrouck | 40   | 0   | 1  | 1.00 | 0-0-1    |
| Friesen       | 40   | 1   | 0  | 1.50 | 0-0-1    |
| Blackwood     | 184  | 5   | 1  | 1.63 | 2-0-1    |
| Clemmensen    | 127  | 10  | 1  | 1.89 | 2-0-1    |
| Brodeur       | 5468 | 214 | 10 | 2.37 | 50-31-10 |
| Kinkaid       | 378  | 15  | 1  | 2.38 | 8-1-0    |
| Hedberg       | 567  | 24  | 2  | 2.54 | 6-3-1    |
| Schwab        | 47   | 7   | 0  | 2.54 | 0-0-0    |
| Terreri       | 1604 | 71  | 0  | 2.66 | 18-4-0   |
| Middlebrook   | 60   | 3   | 0  | 3.00 | 0-1-0    |
| Danis         | 724  | 37  | 0  | 3.00 | 0-0-0    |
| Schneider     | 724  | 37  | 0  | 3.06 | 0-0-0    |
| Chevrier      | 743  | 45  | 1  | 3.63 | 3-2-1    |
| Low           | 419  | 30  | 0  | 4.29 | 1-6-0    |
| Resch         | 981  | 58  | 0  | 4.72 | 4-12-0   |
| Burke         | 907  | 58  | 0  | 4.81 | 4-12-0   |
| Dunham        | 60   | 5   | 0  | 5.00 | 0-1-0    |
| Billington    | 372  | 36  | 0  | 5.81 | 0-5-0    |
| Sauve         | 60   | 6   | 0  | 6.00 | 0-1-0    |

**vs. PIT**

| Player     | MIN  | GA  | SO | GAA  | W-L-O/T  |
|------------|------|-----|----|------|----------|
| Domingue   | 60   | 0   | 1  | 0.00 | 0-0-0    |
| Wedgewood  | 60   | 0   | 1  | 0.38 | 2-0-0    |
| Schwab     | 160  | 9   | 0  | 1.33 | 2-0-0    |
| Dunham     | 41   | 193 | 22 | 2.37 | 48-28-25 |
| Brodeur    | 538  | 22  | 2  | 2.45 | 4-3-1    |
| Clemmensen | 299  | 13  | 0  | 2.61 | 3-2-1    |
| Hedberg    | 636  | 33  | 0  | 3.13 | 3-2-1    |
| Schneider  | 441  | 33  | 0  | 3.13 | 3-2-1    |
| Low        | 162  | 9   | 0  | 3.33 | 1-2-0    |
| Blackwood  | 96   | 0   | 0  | 3.33 | 1-0-0    |
| Weekes     | 60   | 2   | 0  | 3.33 | 1-0-0    |
| Kinkaid    | 245  | 2   | 0  | 3.33 | 1-2-0    |
| Terreri    | 1392 | 79  | 0  | 3.41 | 10-13-1  |
| Burke      | 859  | 49  | 0  | 3.42 | 7-4-3    |
| Resch      | 943  | 49  | 0  | 3.42 | 7-4-3    |
| Billington | 943  | 49  | 0  | 3.96 | 4-8-3    |
| Sauve      | 105  | 7   | 0  | 4.00 | 1-0-0    |
| Chevrier   | 594  | 43  | 0  | 4.00 | 6-0-0    |
| Dampousse  | 60   | 7   | 0  | 4.80 | 0-0-0    |
| Kinkaid    | 60   | 6   | 0  | 6.00 | 0-1-0    |
| Friesen    | 50   | 8   | 0  | 9.60 | 0-1-0    |

**vs. SJ**

| Player     | MIN  | GA | SO | GAA  | W-L-O/T |
|------------|------|----|----|------|---------|
| Terreri    | 256  | 4  | 0  | 0.94 | 3-1-0   |
| Billington | 60   | 1  | 0  | 1.00 | 1-0-0   |
| Blackwood  | 160  | 4  | 0  | 1.00 | 1-0-0   |
| Hedberg    | 60   | 1  | 0  | 1.00 | 1-0-0   |
| Brodeur    | 1199 | 49 | 0  | 2.45 | 10-8-2  |
| Kinkaid    | 209  | 9  | 0  | 2.58 | 1-0-0   |
| Erickson   | 39   | 9  | 0  | 2.58 | 1-0-0   |
| Schneider  | 394  | 20 | 0  | 3.04 | 1-4-2   |
| Dunham     | 59   | 4  | 0  | 5.01 | 0-1-0   |
| Clemmensen | 60   | 5  | 0  | 5.01 | 0-1-0   |

**vs. STL**

| Player      | MIN | GA | SO | GAA  | W-L-O/T |
|-------------|-----|----|----|------|---------|
| St. Laurent | 60  | 0  | 1  | 0.00 | 1-0-0   |
| Dunham      | 526 | 20 | 0  | 1.92 | 2-2-8   |
| Schneider   | 535 | 21 | 1  | 2.36 | 5-2-1   |
| Terreri     | 976 | 40 | 0  | 2.46 | 6-0-2   |
| Brodeur     | 60  | 3  | 0  | 2.77 | 0-0-0   |
| Clemmensen  | 60  | 3  | 0  | 3.00 | 1-0-0   |
| Sauve       | 60  | 3  | 0  | 3.00 | 1-0-0   |
| Domingue    | 60  | 3  | 0  | 3.00 | 1-0-0   |
| McKenra     | 59  | 3  | 0  | 3.05 | 0-1-0   |
| Chevrier    | 243 | 13 | 0  | 3.21 | 4-3-1   |
| Burke       | 369 | 21 | 0  | 3.41 | 2-3-1   |
| Kinkaid     | 193 | 11 | 0  | 3.42 | 0-3-0   |
| Billington  | 180 | 11 | 0  | 3.67 | 1-2-0   |
| Resch       | 530 | 10 | 0  | 4.84 | 0-7-2   |
| Kinkaid     | 10  | 4  | 0  | 5.83 | 0-1-0   |
| Low         | 60  | 8  | 0  | 8.00 | 0-1-0   |
| MacKenzie   | 20  | 3  | 0  | 9.00 | 0-0-0   |

**vs. TB**

| Player        | MIN  | GA  | SO | GAA  | W-L-O/T |
|---------------|------|-----|----|------|---------|
| Dunham        | 81   | 0   | 1  | 0.00 | 2-0-0   |
| Billington    | 60   | 0   | 1  | 0.00 | 1-0-0   |
| Vanbiesbrouck | 60   | 0   | 1  | 0.00 | 1-0-0   |
| Domingue      | 60   | 1   | 0  | 1.00 | 1-0-0   |
| Dampousse     | 59   | 2   | 0  | 2.03 | 0-1-0   |
| Danis         | 59   | 2   | 0  | 2.07 | 0-1-0   |
| Brodeur       | 3886 | 136 | 6  | 2.10 | 39-17-8 |
| Weekes        | 151  | 6   | 0  | 2.38 | 2-0-0   |
| Kinkaid       | 272  | 11  | 0  | 2.43 | 2-1-1   |
| Terreri       | 472  | 20  | 0  | 2.44 | 2-1-1   |
| Lack          | 60   | 3   | 0  | 3.00 | 1-0-0   |
| Schwab        | 119  | 6   | 0  | 3.03 | 0-2-0   |
| Schneider     | 577  | 33  | 0  | 3.51 | 3-5-1   |
| Hedberg       | 132  | 6   | 0  | 3.52 | 3-5-1   |
| Clemmensen    | 67   | 5   | 0  | 4.50 | 1-0-0   |

**vs. TOR**

| Player     | MIN  | GA  | SO | GAA  | W-L-O/T |
|------------|------|-----|----|------|---------|
| Schwab     | 184  | 2   | 1  | 0.65 | 1-1-1   |
| Kinkaid    | 228  | 2   | 0  | 0.84 | 1-1-1   |
| Clemmensen | 125  | 4   | 0  | 1.86 | 0-1-1   |
| Danis      | 125  | 4   | 0  | 1.92 | 0-1-1   |
| Schneider  | 731  | 25  | 0  | 2.05 | 22-10-4 |
| Brodeur    | 3185 | 135 | 3  | 2.54 | 7-1-4   |
| Hedberg    | 156  | 7   | 0  | 2.69 | 2-0-0   |
| Sauve      | 421  | 21  | 0  | 2.99 | 2-4-2   |
| Resch      | 34   | 18  | 0  | 3.18 | 0-1-1   |
| Terreri    | 25   | 28  | 0  | 3.86 | 4-4-0   |
| Burke      | 335  | 27  | 0  | 4.87 | 2-5-0   |
| Chevrier   | 345  | 28  | 0  | 5.04 | 0-0-0   |
| Low        | 119  | 10  | 0  | 6.14 | 0-0-0   |
| Blackwood  | 82   | 2   | 0  | 6.04 | 0-0-0   |
| Billington | 159  | 16  | 0  | 9.52 | 0-1-0   |
| Domingue   | 31   | 5   | 0  |      |         |

**vs. VAN**

| Player        | MIN  | GA | SO | GAA  | W-L-O/T |
|---------------|------|----|----|------|---------|
| Vanbiesbrouck | 60   | 0  | 2  | 0.00 | 1-0-0   |
| Blackwood     | 24   | 2  | 0  | 0.73 | 4-0-3   |
| Schneider     | 16   | 1  | 0  | 1.76 | 0-0-0   |
| Dampousse     | 33   | 1  | 0  | 1.82 | 0-0-0   |
| Dunham        | 58   | 2  | 0  | 2.07 | 0-1-0   |
| Low           | 15   | 0  | 0  | 2.50 | 0-0-0   |
| Terreri       | 534  | 25 | 0  | 2.81 | 4-5-0   |
| Kinkaid       | 63   | 3  | 0  | 2.85 | 1-0-0   |
| Brodeur       | 1048 | 50 | 0  | 2.85 | 6-13-0  |
| Burke         | 304  | 15 | 0  | 2.96 | 1-0-0   |
| Clemmensen    | 60   | 3  | 0  | 3.00 | 1-0-0   |
| Resch         | 420  | 24 | 0  | 3.03 | 2-3-2   |
| Chevrier      | 220  | 14 | 0  | 3.82 | 0-1-0   |
| Sauve         | 40   | 3  | 0  | 4.50 | 0-1-0   |
| Billington    | 285  | 22 | 0  | 4.63 | 2-1-0   |
| Kampouri      | 60   | 6  | 0  | 6.00 | 0-1-0   |

**vs. VGK**

| Player    | MIN | GA | SO | GAA  | W-L-O/T |
|-----------|-----|----|----|------|---------|
| Kinkaid   | 60  | 3  | 0  | 3.01 | 1-0-0   |
| Schneider | 118 | 6  | 0  | 3.05 | 0-2-0   |
| Blackwood | 118 | 7  | 0  | 3.56 | 0-2-0   |

**vs. WSH**

| Player        | MIN | GA | SO | GAA  | W-L-O/T |
|---------------|-----|----|----|------|---------|
| Wedgewood     | 62  | 1  | 0  | 0.96 | 0-0-1   |
| Schwab        | 60  | 1  | 0  | 0.97 | 1-0-0   |
| McLean        | 59  | 1  | 0  | 1.02 | 1-0-0   |
| Dunham        | 59  | 1  | 0  | 1.20 | 1-0-0   |
| Hedberg       | 265 | 9  | 0  | 2.04 | 3-1-0   |
| Domingue      | 80  | 3  | 0  | 2.25 | 1-0-0   |
| Brodeur       | 363 | 14 | 0  | 2.32 | 40-17-4 |
| Vanbiesbrouck | 122 | 5  | 0  | 2.46 | 0-0-0   |
| Schneider     | 891 | 41 | 1  | 2.76 | 3-10-2  |
| Resch         | 628 | 31 | 0  | 2.96 | 1-7-2   |
| Weekes        | 59  | 3  | 0  | 3.00 | 0-2-0   |
| Clemmensen    | 338 | 18 | 0  | 3.19 | 2-3-0   |
| T             |     |    |    |      |         |

# SHUTOUTS

| NO.  | DATE     | GOALTENDER         | SCORE               | NO.  | DATE     | GOALTENDER          | SCORE               |
|------|----------|--------------------|---------------------|------|----------|---------------------|---------------------|
| 1.   | 12/04/83 | Low, Resch         | Det. 0 at NJ 6      | 102. | 1/23/04  | Martin Brodeur      | Mtl. 0 at NJ 2      |
| 2.   | 12/17/83 | Glenn Resch        | NJ 2 at Min. 0      | 103. | 3/26/04  | Scott Clemmensen    | NJ 5 at Atl. 0      |
| 3.   | 11/18/84 | Ron Low            | NJ 6 at NYR 0       | 104. | 3/30/04  | Martin Brodeur      | NYR 0 at NJ 5       |
| 4.   | 3/27/86  | Sam St. Laurent    | SIL. 0 at NJ 1      | 105. | 1/03/06  | Martin Brodeur      | Fla. 0 at NJ 3      |
| 5.   | 10/27/87 | Alain Chevrier     | Phi. 0 at NJ 4      | 106. | 1/09/06  | Martin Brodeur      | Phi. 0 at NJ 3      |
| 6.   | 3/29/88  | Sean Burke         | Pit. 0 at NJ 4      | 107. | 1/13/06  | Martin Brodeur      | Van. 0 at NJ 3      |
| 7.   | 10/10/88 | Sean Burke         | NJ 5 at NYR 0       | 108. | 1/24/06  | Martin Brodeur      | NJ 4 at NYI 0       |
| 8.   | 1/15/89  | Sean Burke         | Edm. 0 at NJ 1      | 109. | 2/03/06  | Martin Brodeur      | Car. 0 at NJ 3      |
| 9.   | 3/05/89  | Sean Burke         | Min. 0 at NJ 2      | 110. | 10/06/06 | Martin Brodeur      | NJ 4 at Car. 0      |
| 10.  | 2/10/91  | Chris Terrieri     | Van. 0 at NJ 2      | 111. | 10/26/06 | Martin Brodeur      | Fla. 0 at NJ 2      |
| 11.  | 10/26/91 | Chris Terrieri     | SJ 0 at NJ 9        | 112. | 10/28/06 | Martin Brodeur      | CBJ 0 at NJ 1       |
| 12.  | 12/28/91 | Craig Billington   | Buf. 0 at NJ 3      | 113. | 12/08/06 | Martin Brodeur      | Car. 0 at NJ 2      |
| 13.  | 1/02/92  | Craig Billington   | Pit. 0 at NJ 4      | 114. | 12/26/06 | Martin Brodeur      | Pit. 0 at NJ 3      |
| 14.  | 10/17/92 | Chris Terrieri     | Phi. 0 at NJ 2      | 115. | 12/30/06 | Martin Brodeur      | NJ 2 at NYI 0       |
| 15.  | 11/13/92 | Craig Billington   | Wsh. 0 at NJ 3      | 116. | 1/07/07  | Martin Brodeur      | NJ 3 at Mtl. 0      |
| 16.  | 12/18/92 | Craig Billington   | NJ 2 at TB 0        | 117. | 1/16/07  | Martin Brodeur      | NYR 0 at NJ 1       |
| 17.  | 3/29/93  | Chris Terrieri     | SJ 0 at NJ 5        | 118. | 1/26/07  | Martin Brodeur      | NJ 2 at TB 0        |
| 18.  | 10/20/93 | Martin Brodeur     | Ana. 0 at NJ 4      | 119. | 2/08/07  | Martin Brodeur      | NYI 0 at NJ 2       |
| 19.  | 11/17/93 | Chris Terrieri     | Buf. 0 at NJ 4      | 120. | 2/17/07  | Martin Brodeur      | NJ 2 at NYI 0       |
| 20.  | 1/19/94  | Martin Brodeur     | NJ 4 at Wpg. 0      | 121. | 2/27/07  | Martin Brodeur      | NJ 1 at Pit. 0      |
| 21.  | 3/10/94  | Chris Terrieri     | Hfd. 0 at NJ 4      | 122. | 11/23/07 | Martin Brodeur      | NJ 3 at Atl. 0      |
| 22.  | 3/13/94  | Martin Brodeur     | Dal. 0 at Wsh. 0    | 123. | 1/30/07  | Martin Brodeur      | NJ 1 at Cgy. 0 (OT) |
| 23.  | 2/20/95  | Martin Brodeur     | NJ 2 at Wsh. 0      | 124. | 12/3/07  | Martin Brodeur      | NJ 3 at Phi. 0      |
| 24.  | 4/05/95  | Martin Brodeur     | NJ 2 at Ott. 0      | 125. | 1/04/08  | Martin Brodeur      | NJ 3 at Atl. 0      |
| 25.  | 4/09/95  | Martin Brodeur     | NYR 0 at NJ 2       | 126. | 10/16/08 | Martin Brodeur      | Dal. 0 at NJ 5      |
| 26.  | 10/07/95 | Martin Brodeur     | Fla. 0 at NJ 4      | 127. | 10/22/08 | Martin Brodeur      | NYR 0 at NJ 3       |
| 27.  | 11/14/95 | Martin Brodeur     | Hfd. 0 at NJ 1      | 128. | 2/09/09  | Scott Clemmensen    | Bos. 0 at NJ 1      |
| 28.  | 1/03/96  | Martin Brodeur     | NJ 1 at Col. 0      | 129. | 2/13/09  | Scott Clemmensen    | Col. 0 at NJ 4      |
| 29.  | 2/10/96  | Martin Brodeur     | NYR 0 at NJ 3       | 130. | 2/26/09  | Martin Brodeur      | Phi. 0 at NJ 3      |
| 30.  | 2/18/96  | Martin Brodeur     | Wsh. 0 at NJ 3      | 131. | 3/01/09  | Martin Brodeur      | Min. 0 at NJ 4      |
| 31.  | 3/15/96  | Martin Brodeur     | TB 0 at NJ 5        | 132. | 3/20/09  | Martin Brodeur      | Car. 0 at NY 2      |
| 32.  | 11/06/96 | Martin Brodeur     | NJ 2 at Det. 0      | 133. | 10/17/09 | Martin Brodeur      | NJ 3 at Buf. 0      |
| 33.  | 11/09/96 | Brodeur, Dunham    | NYI 0 at NJ 4       | 134. | 12/07/09 | Martin Brodeur      | NJ 4 at Pit. 0      |
| 34.  | 12/03/96 | Martin Brodeur     | Fla. 0 at NJ 2      | 135. | 12/21/09 | Martin Brodeur      | Pit. 0 at NJ 2      |
| 35.  | 12/16/96 | Mike Dunham        | NJ 5 at Cgy. 0      | 136. | 12/30/09 | Martin Brodeur      | Dal. 0 at NJ 4      |
| 36.  | 12/23/96 | Martin Brodeur     | Buf. 0 at NJ 0 (OT) | 137. | 1/05/10  | Martin Brodeur      | NJ 1 at NYR 0 (SO)  |
| 37.  | 1/03/97  | Martin Brodeur     | NJ 1 at Ott. 0      | 138. | 1/12/10  | Martin Brodeur      | Fla. 0 at Car. 0    |
| 38.  | 2/13/97  | Martin Brodeur     | Hfd. 0 at NJ 4      | 139. | 1/20/10  | Martin Brodeur      | NJ 4 at Car. 0      |
| 39.  | 3/13/97  | Martin Brodeur     | Hfd. 0 at NJ 6      | 140. | 4/03/10  | Martin Brodeur      | NJ 3 at Atl. 0      |
| 40.  | 3/27/97  | Martin Brodeur     | NYR 0 at NJ 4       | 141. | 4/06/10  | Martin Brodeur      | NJ 3 at Buf. 0 (OT) |
| 41.  | 4/01/97  | Martin Brodeur     | TB 1 at Wsh. 0      | 142. | 10/13/10 | Martin Brodeur      | NJ 3 at Mtl. 0      |
| 42.  | 4/04/97  | Martin Brodeur     | NJ 2 at NJ 3        | 143. | 10/21/10 | Martin Brodeur      | Wsh. 0 at NJ 5      |
| 43.  | 4/06/97  | Mike Dunham        | NJ 2 at SIL. 0      | 144. | 11/22/10 | Johan Hedberg       | Phx. 0 at NJ 3      |
| 44.  | 4/11/97  | Martin Brodeur     | Bos. 0 at NJ 2      | 145. | 12/15/10 | Martin Brodeur      | Pit. 0 at NJ 2      |
| 45.  | 10/18/97 | Mike Dunham        | TB 0 at NJ 5        | 146. | 1/20/11  | Martin Brodeur      | NYR 0 at NJ 1       |
| 46.  | 10/27/97 | Martin Brodeur     | NJ 5 at Phi. 0      | 147. | 2/18/11  | Johan Hedberg       | NJ 1 at Dal. 0      |
| 47.  | 11/08/97 | Martin Brodeur     | Bos. 0 at NJ 2      | 148. | 2/22/11  | Johan Hedberg       | NJ 0 at CBJ 0       |
| 48.  | 12/04/97 | Martin Brodeur     | NJ 4 at Pit. 0      | 149. | 3/20/11  | Martin Brodeur      | NJ 3 at Pit. 1 (SO) |
| 49.  | 12/13/97 | Martin Brodeur     | NJ 3 at Tor. 0      | 150. | 3/25/11  | Martin Brodeur      | NJ 3 at LA 0        |
| 50.  | 2/02/98  | Martin Brodeur     | NJ 1 at Ott. 0      | 151. | 10/25/11 | Johan Hedberg       | NJ 1 at NYI 0       |
| 51.  | 2/04/98  | Martin Brodeur     | Ott. 0 at NJ 2      | 152. | 11/25/11 | Johan Hedberg       | NJ 3 at NYR 0       |
| 52.  | 3/12/98  | Martin Brodeur     | NJ 2 at Car. 0      | 153. | 2/07/12  | Martin Brodeur      | NJ 2 at Wsh. 0      |
| 53.  | 3/18/98  | Martin Brodeur     | Ana. 0 at NJ 3      | 154. | 4/02/12  | Johan Hedberg       | Col. 0 at NJ 1 (SO) |
| 54.  | 3/26/98  | Martin Brodeur     | NJ 2 at Col. 0      | 155. | 3/15/12  | Martin Brodeur      | NJ 1 at Ott. 0      |
| 55.  | 3/28/98  | Martin Brodeur     | NJ 3 at Phx. 0      | 156. | 3/20/12  | Johan Hedberg       | NJ 5 at Car. 0      |
| 56.  | 11/11/98 | Martin Brodeur     | Mtl. 0 at NJ 3      | 157. | 3/31/12  | Martin Brodeur      | Phi. 0 at NJ 3      |
| 57.  | 12/01/98 | Martin Brodeur     | NJ 4 at Wsh. 0      | 158. | 1/22/13  | Martin Brodeur      | NJ 3 at NYI 0       |
| 58.  | 1/28/99  | Martin Brodeur     | NJ 2 at Bos. 0      | 159. | 2/03/13  | Johan Hedberg       | NJ 3 at Phi. 0      |
| 59.  | 2/04/99  | Chris Terrieri     | NJ 2 at SIL. 0      | 160. | 4/18/13  | Martin Brodeur      | NYR 0 at NJ 4       |
| 60.  | 4/08/99  | Martin Brodeur     | Wsh. 0 at NJ 1      | 161. | 10/19/13 | Cory Schneider      | NJ 3 at Phi. 0      |
| 61.  | 10/09/99 | Martin Brodeur     | TB 0 at NJ 1        | 162. | 11/07/13 | Martin Brodeur      | Nsh. 0 at NJ 5      |
| 62.  | 12/09/99 | Martin Brodeur     | NJ 4 at Chi. 0      | 163. | 11/10/13 | Martin Brodeur      | Buf. 0 at NJ 4 (OT) |
| 63.  | 1/21/00  | Martin Brodeur     | NJ 0 at NJ 4        | 164. | 11/13/13 | Cory Schneider      | TB 0 at NJ 3        |
| 64.  | 2/27/00  | Martin Brodeur     | Mtl. 0 at NJ 3      | 165. | 12/14/13 | Martin Brodeur      | Dal. 0 at NJ 1      |
| 65.  | 3/10/00  | Martin Brodeur     | Atl. 0 at NJ 1      | 166. | 1/09/14  | Cory Schneider      | NJ 1 at Wsh. 0      |
| 66.  | 3/31/00  | Martin Brodeur     | Atl. 0 at NJ 6      | 167. | 11/14/14 | Cory Schneider      | NJ 2 at Edm. 0      |
| 67.  | 10/28/00 | Martin Brodeur     | NJ 9 at Pit. 0      | 168. | 11/21/14 | Cory Schneider      | Ari. 0 at NJ 3      |
| 68.  | 12/01/00 | Martin Brodeur     | NYI 0 at NJ 0 (OT)  | 169. | 2/23/15  | Cory Schneider      | NJ 2 at CBJ 0       |
| 69.  | 12/11/00 | Martin Brodeur     | Atl. 0 at NJ 4      | 170. | 2/28/15  | Cory Schneider      | Pit. 0 at NJ 2      |
| 70.  | 12/22/00 | Martin Brodeur     | NJ 2 at Fla. 0      | 171. | 3/17/15  | Cory Schneider      | Pit. 0 at NJ 4      |
| 71.  | 2/06/01  | Martin Brodeur     | NJ 4 at Mtl. 0      | 172. | 11/14/15 | Cory Schneider      | NJ 2 at Buf. 0      |
| 72.  | 2/19/01  | Martin Brodeur     | NJ 2 at Tor. 0      | 173. | 11/25/15 | Cory Schneider      | NJ 3 at Ott. 0      |
| 73.  | 3/04/01  | Martin Brodeur     | TB 0 at NJ 6        | 174. | 12/01/15 | Cory Schneider      | NJ 2 at Arz. 0      |
| 74.  | 3/21/01  | Martin Brodeur     | NYR 0 at NJ 4       | 175. | 1/16/16  | Cory Schneider      | LA 0 at NJ 1        |
| 75.  | 3/23/01  | John Vanbiesbrouck | Van. 0 at NJ 4      | 176. | 2/14/16  | Keith Kinkaid       | NJ 3 at SJ 0        |
| 76.  | 4/07/01  | Martin Brodeur     | NJ 2 at Mtl. 0      | 177. | 3/10/16  | Keith Kinkaid       | NJ 3 at Pit. 0      |
| 77.  | 12/15/01 | Martin Brodeur     | NJ 2 at Ott. 0      | 178. | 3/24/16  | Scott Wedgewood     | Phi. 0 at NJ 4      |
| 78.  | 12/26/01 | Martin Brodeur     | Pit. 0 at NJ 4      | 179. | 12/22/16 | Cory Schneider      | Bos. 0 at NJ 3      |
| 79.  | 3/10/02  | Martin Brodeur     | NJ 3 at Dal. 0      | 180. | 1/02/17  | Cory Schneider      | Phi. 0 at NJ 1 (OT) |
| 80.  | 4/10/02  | Martin Brodeur     | NJ 1 at NJ 1        | 181. | 4/04/17  | Keith Kinkaid       | NJ 2 at Van 0       |
| 81.  | 11/07/02 | Martin Brodeur     | NJ 1 at Phi. 0      | 182. | 11/01/17 | Cory Schneider      | NJ 2 at LAK 0       |
| 82.  | 12/02/02 | Martin Brodeur     | NJ 1 at Phi. 0 (OT) | 183. | 3/17/18  | Keith Kinkaid       | NJ 5 vs. Wsh 0      |
| 83.  | 12/10/02 | Martin Brodeur     | SIL. 0 at NJ 2      | 184. | 10/11/18 | Keith Kinkaid       | NJ 3 vs. Dal 0      |
| 84.  | 12/30/02 | Martin Brodeur     | NJ 1 at Bos. 0      | 185. | 10/16/18 | Keith Kinkaid       | NJ 3 at Phi 0       |
| 85.  | 1/03/03  | Corey Schwab       | Tor. 0 at NJ 2      | 186. | 11/15/18 | Keith Kinkaid       | NJ 3 at Phi 0       |
| 86.  | 1/15/03  | Martin Brodeur     | NYI 0 at NJ 5       | 187. | 12/29/18 | Mackenzie Blackwood | NJ 2 vs. Car 0      |
| 87.  | 1/28/03  | Martin Brodeur     | Det. 0 at NJ 1      | 188. | 12/31/18 | Mackenzie Blackwood | NJ 4 vs. Van 0      |
| 88.  | 2/12/03  | Martin Brodeur     | NJ 3 at Phx. 0      | 189. | 2/21/19  | Cory Schneider      | NJ 4 vs. Ott 0      |
| 89.  | 3/18/03  | Martin Brodeur     | NJ 1 at Mtl. 0      | 190. | 10/19/19 | Mackenzie Blackwood | Van. 0 at NJ 1      |
| 90.  | 3/30/03  | Martin Brodeur     | NYI 0 at NJ 6       | 191. | 2/6/20   | Mackenzie Blackwood | NJ 5 at Phi. 0      |
| 91.  | 10/28/03 | Martin Brodeur     | NJ 4 at NYI 0       | 192. | 2/8/20   | Mackenzie Blackwood | LA 0 at NJ 3        |
| 92.  | 11/08/03 | Martin Brodeur     | NJ 1 at Ott. 0      | 193. | 3/1/20   | Cory Schneider      | NJ 3 at Ana. 0      |
| 93.  | 11/15/03 | Martin Brodeur     | NYR 0 at NJ 5       | 194. | 1/24/21  | Scott Wedgewood     | NYI 0 at NJ 2       |
| 94.  | 11/25/03 | Martin Brodeur     | NJ 4 at LA 0        | 195. | 3/7/21   | Scott Wedgewood     | NJ 1 at BOS 0       |
| 95.  | 12/04/03 | Martin Brodeur     | Wsh. 0 at NJ 3      | 196. | 3/28/21  | Mackenzie Blackwood | NJ 1 at BOS 0       |
| 96.  | 12/10/03 | Martin Brodeur     | NYI 0 at NJ 1 (OT)  | 197. | 11/11/21 | Mackenzie Blackwood | NYI 0 @ NJD 4       |
| 97.  | 12/13/03 | Martin Brodeur     | NJ 2 at Phi. 0      | 198. | 12/8/21  | Mackenzie Blackwood | Phi 0 @ NJD 3       |
| 98.  | 12/18/03 | Martin Brodeur     | NJ 3 at Atl. 0      | 199. | 10/28/22 | Vitek Vanecek       | COL 0 @ NJD 3       |
| 99.  | 12/27/03 | Corey Schwab       | NJ 2 at Pit. 0      | 200. | 12/6/22  | Vitek Vanecek       | CHI 0 @ NJD 3       |
| 100. | 1/10/04  | Martin Brodeur     | NJ 1 at Tor. 0      | 201. | 2/25/23  | Akira Schmid        | Phi 0 @ NJD 7       |
| 101. | 1/20/04  | Scott Clemmensen   | NJ 3 at Pit. 0      | 202. | 3/12/23  | Vitek Vanecek       | CAR 0 @ NJD 3       |
|      |          |                    |                     | 203. | 3/24/24  | Kaapo Kahkonen      | NJD 4 @ NYI 0       |

| NO. | DATE     | GOALTENDER               | SCORE               | NO.  | DATE     | GOALTENDER              | SCORE               |
|-----|----------|--------------------------|---------------------|------|----------|-------------------------|---------------------|
| 1.  | 11/10/82 | Al Jensen, Wsh.          | NJ 0 at Wsh. 3      | 92.  | 12/23/08 | Tim Thomas, Bos.        | Bos. 2 at NJ 0      |
| 2.  | 11/14/82 | Mario Lessard, LA        | NJ 0 at LA 3        | 93.  | 12/26/08 | M.A. Fleury, Pit.       | Pit. 1 at NJ 0      |
| 3.  | 12/12/82 | Ed Mio, NYR              | NJ 0 at NYR 4       | 94.  | 1/08/09  | Kari Lehtonen, Atl.     | Atl. 4 at NJ 0      |
| 4.  | 2/20/83  | Bob Froese, Phi.         | NJ 0 at Phi. 3      | 95.  | 2/17/09  | Tomas Vokoun, Fla.      | NJ 0 at Fla. 4      |
| 5.  | 3/10/83  | Greg Millen, Hfd.        | Hfd. 3 at NJ 0      | 96.  | 2/21/09  | Yann Danis, NYI         | NJ 0 at NYI 4       |
| 6.  | 3/14/83  | Don Edwards, Cgy.        | Cgy. 7 at NJ 0      | 97.  | 3/30/09  | Henrik Lundqvist, NYR   | NJ 0 at NYR 3       |
| 7.  | 10/26/83 | Al Jensen, Wsh.          | Wsh. 2 at NJ 0      | 98.  | 1/12/10  | Henrik Lundqvist, NYR   | NJ 1 at NYR 0 (SO)  |
| 8.  | 11/15/83 | Gilles Meloche, Min.     | NJ 0 at Min. 6      | 99.  | 1/18/10  | Rick DiPietro, NYI      | NJ 0 at NYI 4       |
| 9.  | 12/20/83 | Richard Sevigny, Mtl.    | Mtl. 6 at NJ 0      | 100. | 1/26/10  | Brian Elliott, Ott.     | NJ 0 at Ott. 3      |
| 10. | 12/22/83 | Pelle Lindbergh, Phi.    | NJ 0 at Phi. 5      | 101. | 2/02/10  | J.S. Giguere, Tor.      | NJ 0 at Tor. 3      |
| 11. | 1/19/84  | Bob Froese, Phi.         | NJ 0 at Phi. 2      | 102. | 3/07/10  | Jeff Deslauriers, Edm.  | NJ 0 at Edm. 2      |
| 12. | 2/02/84  | Pat Riggin, Wsh.         | Wsh. 2 at NJ 0      | 103. | 3/20/10  | Ty Conklin, STL         | STL 1 at NJ 0       |
| 13. | 3/24/84  | Tom Barraso, Buf.        | Buf. 6 at NJ 0      | 104. | 3/30/10  | Tuukka Rask, Bos.       | Bos. 1 at NJ 0 (OT) |
| 14. | 11/17/84 | Steve Penney, Mtl.       | NJ 0 at Mtl. 5      | 105. | 11/10/11 | Roberto Luongo, Van.    | NJ 0 at Van. 3      |
| 15. | 2/14/85  | Steve Weeks, Hfd.        | Hfd. 4 at NJ 0      | 106. | 11/05/10 | Henrik Lundqvist, NYR   | NYR 3 at Bos. 0     |
| 16. | 4/03/85  | Warren Skorodenski, Chi. | NJ 0 at Chi. 5      | 107. | 11/15/10 | Tim Thomas, Bos.        | NJ 0 at NJ 0        |
| 17. | 2/08/86  | Roberto Romano, NYR      | NJ 0 at Pit. 4      | 108. | 11/26/10 | Rick DiPietro, NYI      | NJ 0 at NYI 2       |
| 18. | 3/31/86  | John Vanbiesbrouck, Pit. | NJ 0 at NYR 9       | 109. | 3/18/11  | Michal Neuvirth, Wsh.   | Wsh. 3 at NJ 0      |
| 19. | 1/06/87  | Ron Hextall, Phi.        | NJ 0 at Phi. 4      | 110. | 3/25/11  | M.A. Fleury, Pit.       | NJ 0 at Pit. 1 (SO) |
| 20. | 2/22/87  | Bill Smith, NYI          | NYI 7 at NJ 0       | 111. | 3/26/11  | Ryan Miller, Buf.       | NJ 0 at Buf. 2      |
| 21. | 10/19/88 | Kirk McLean, Van.        | Van. 4 at NJ 0      | 112. | 10/08/11 | Ilya Bryzgalov, Phi.    | Phi. 3 at NYR 0     |
| 22. | 10/29/88 | Mike Liut, Hfd.          | NJ 0 at Hfd. 3      | 113. | 2/27/12  | Henrik Lundqvist, NYR   | NJ 0 at NJ 2        |
| 23. | 1/11/89  | Brian Hayward, Mtl.      | NJ 0 at Mtl. 1      | 114. | 3/04/12  | Anders Nilsson, NYI     | NJ 0 at NYI 3       |
| 24. | 2/10/90  | Vincent Riendeau, STL    | NJ 0 at STL. 7      | 115. | 3/13/12  | Ilya Bryzgalov, Col.    | Col. 0 at NJ 1 (SO) |
| 25. | 10/20/90 | Don Beaupre, Wsh.        | NJ 0 at Wsh. 4      | 116. | 3/15/12  | J.S. Giguere, Col.      | NJ 0 at Bos. 1      |
| 26. | 2/18/91  | Graut Fuhr, Edm.         | Edm. 4 at NJ 0      | 117. | 4/04/13  | Tuukka Rask, Bos.       | NJ 0 at NJ 0        |
| 27. | 3/30/91  | Don Beaupre, Wsh.        | NJ 0 at Wsh. 4      | 118. | 4/12/13  | Craig Anderson, Ott.    | Ott. 2 at NJ 0      |
| 28. | 11/09/91 | Andy Moog, Bos.          | NJ 0 at Bos. 4      | 119. | 4/15/13  | James Reimer, Tor.      | NJ 0 at Tor. 2      |
| 29. | 11/16/91 | Bob Essensa, Wpg.        | Wpg. 1 at NJ 0      | 120. | 4/27/13  | Henrik Lundqvist, NYR   | NJ 0 at NYR 4       |
| 30. | 12/23/91 | Mike Richter, NYR        | NJ 0 at NYR 3       | 121. | 10/03/13 | M.A. Fleury, Pit.       | NJ 0 at Pit. 3      |
| 31. | 1/25/92  | Tim Cheveldae, Det.      | Det. 7 at NJ 0      | 122. | 10/13/13 | Al Montoya, Wpg.        | NJ 0 at Wpg. 3      |
| 32. | 4/15/92  | Glenn Healy, NYI         | NJ 0 at NYI 7       | 123. | 11/02/13 | Ray Emery, Phj.         | Phj. 1 at NJ 0      |
| 33. | 11/21/92 | Tom Barraso, Pit.        | NJ 0 at Pit. 2      | 124. | 11/03/13 | Josh Harding, Min.      | NJ 0 at Min. 4      |
| 34. | 12/21/92 | John Vanbiesbrouck, NYR  | NYR 3 at NJ 0       | 125. | 11/15/13 | Ben Scrivens, LA        | LA 2 at NJ 0        |
| 35. | 4/03/93  | Felix Potvin, Tor.       | NJ 0 at Tor. 1      | 126. | 1/28/14  | Jaroslav Halak, STL     | NJ 0 at STL. 3      |
| 36. | 10/26/93 | Patrick Roy, Mtl.        | Mtl. 2 at NJ 0      | 127. | 2/08/14  | Braden Holtby, Wsh.     | NJ 0 at Wsh. 3      |
| 37. | 1/09/94  | Richard Tabaracci, Wsh.  | Wsh. 4 at NJ 0      | 128. | 3/15/14  | Ben Bishop, TB          | NJ 0 at TB 3        |
| 38. | 1/26/95  | Blaine Lacher, Bos.      | NJ 0 at Bos. 1 (OT) | 129. | 3/22/14  | Henrik Lundqvist, NYR   | NYR 2 at NJ 0       |
| 39. | 2/04/95  | Jocelyn Thibault, Que.   | NJ 0 at Que. 2      | 130. | 4/07/14  | Karri Ramo, Cgy.        | Cgy. 1 at NJ 0      |
| 40. | 4/20/95  | Mark Fitzpatrick, Fla.   | NJ 0 at Fla. 1      | 131. | 11/04/14 | Jake Allen, STL         | STL 1 at NJ 0       |
| 41. | 11/25/95 | Andy Moog, Dal.          | NJ 0 at Dal. 2      | 132. | 11/25/14 | Ryan Miller, Van.       | NJ 0 at Van. 2      |
| 42. | 12/31/95 | Jeff Hackett, Chi.       | NJ 0 at Chi. 5      | 133. | 12/02/14 | M.A. Fleury, Pit.       | NJ 0 at Pit. 1      |
| 43. | 3/17/96  | John Vanbiesbrouck, Fla. | NJ 0 at Fla. 3      | 134. | 12/17/14 | Craig Anderson, Ott.    | Ott. 2 at NJ 0      |
| 44. | 4/04/96  | Jason Muzzatti, Hfd.     | Hfd. 1 at NJ 0      | 135. | 12/20/14 | Braden Holtby, Wsh.     | Wsh. 4 at NJ 0      |
| 45. | 11/14/96 | Mike Fountain, Van.      | Van. 3 at NJ 0      | 136. | 1/08/15  | Niklas Svedberg, Bos.   | NJ 0 at Bos. 3      |
| 46. | 12/23/96 | Dominik Hasek, Buf.      | Buf. 0 at NJ 0 (OT) | 137. | 3/21/15  | Jaroslav Halak, NYI     | NYI 3 at NJ 0       |
| 47. | 1/12/97  | Mike Richter, NYR        | NJ 0 at NYR 3       | 138. | 11/10/15 | Jake Allen, STL         | STL 2 at NJ 0       |
| 48. | 11/04/97 | Stephane Fiset, LA       | LA 3 at NJ 0        | 139. | 12/13/15 | Thomas Greiss, NYI      | NJ 0 at NYI 4       |
| 49. | 11/26/97 | Guy Hebert, Ana.         | NJ 0 at Ana. 2      | 140. | 1/04/16  | Petr Mrázek, Det.       | Det. 1 at NJ 0      |
| 50. | 3/20/98  | Olaf Kolzig, Wsh.        | NJ 0 at Wsh. 2      | 141. | 1/14/16  | Calvin Pickard, Col.    | NJ 0 at Col. 3      |
| 51. | 4/01/98  | Trevor Kidd, Car.        | Car. 4 at NJ 0      | 142. | 1/26/16  | M.A. Fleury, Pit.       | NJ 0 at Pit. 2      |
| 52. | 10/28/98 | Fiset, Legace, LA        | LA 4 at NJ 0        | 143. | 2/19/16  | Jaroslav Halak, NYI     | NYI 1 at NJ 0       |
| 53. | 12/26/98 | Dominik Hasek, Buf.      | Buf. 2 at NJ 0      | 144. | 2/26/16  | Ben Bishop, TB          | TB 4 at NJ 0        |
| 54. | 1/02/99  | Damian Rhodes, Ott.      | NJ 0 at Ott. 6      | 145. | 3/25/16  | Braden Holtby, Wsh.     | Wsh. 1 at NJ 0 (SO) |
| 55. | 3/02/00  | Patrick Roy, Col.        | NJ 0 at Col. 5      | 146. | 11/21/16 | Martin Jones, SJ        | NJ 0 at SJ 4        |
| 56. | 3/21/00  | Arturs Irbe, Car.        | Car. 5 at NJ 0      | 147. | 12/11/16 | Antti Raanta, NYR       | NJ 0 at NYR 5       |
| 57. | 4/06/00  | Dominik Hasek, Buf.      | Buf. 5 at NJ 0      | 148. | 1/09/17  | Roberto Luongo, Fla.    | Fla. 3 at NJ 0      |
| 58. | 11/11/00 | Dominik Hasek, Buf.      | Buf. 4 at NJ 0      | 149. | 2/16/17  | Mike Condon, Ott.       | Ott. 3 at NJ 0      |
| 59. | 12/01/00 | John Vanbiesbrouck, NYI  | NYI 0 at NJ 0 (OT)  | 150. | 3/02/17  | Braden Holtby, Wsh.     | NJ 0 at Wsh. 1      |
| 60. | 2/22/01  | Dominik Hasek, Buf.      | Buf. 1 at NJ 0      | 151. | 3/05/17  | Sergey Bobrovsky, CBJ   | CBJ 3 at NJ 0       |
| 61. | 11/18/01 | Patrick Roy, Col.        | Col. 2 at NJ 0      | 152. | 3/07/17  | Sergey Bobrovsky, CBJ   | NJ 0 at CBJ 2       |
| 62. | 11/23/01 | Nikolai Khabibulin, TB   | NJ 0 at TB 2        | 153. | 4/01/17  | Neuvirth, Stolarz, Phj. | NJ 0 at Phj. 3      |
| 63. | 11/27/01 | Johan Hedberg, NYI       | NJ 0 at Pit. 6      | 154. | 10/20/17 | Martin Jones, SJ        | SJ 3 at NYI 0       |
| 64. | 12/22/01 | Jani Hurme, Ott.         | Ott. 1 at NJ 0      | 155. | 11/16/17 | Fredrik Andersen, Tor.  | NJ 0 at Tor. 1 (OT) |
| 65. | 2/05/02  | Jose Theodore, Mtl.      | Mtl. 1 at NJ 0      | 156. | 12/2/17  | Scott Wedgewood, Arz.   | NJ 0 at Arz. 5      |
| 66. | 2/27/02  | Roman Cechmanek, Phi.    | Phi. 1 at NJ 0      | 157. | 1/22/18  | Petr Mrázek, Det.       | Det. 3 at NJ 0      |
| 67. | 3/04/02  | Patrick Roy, Col.        | NJ 0 at Col. 2      | 158. | 1/25/18  | Pekka Rinne, Nsh.       | Nsh. 3 at NJ 0      |
| 68. | 12/07/02 | Ed Belfour, Tor.         | NJ 0 at Tor. 1      | 159. | 11/3/18  | Thomas Greiss, NYI      | NJ 0 at NYI 3       |
| 69. | 12/18/02 | Patrick Lalime, Ott.     | Ott. 3 at NJ 0      | 160. | 12/23/18 | Sergei Bobrovsky, CBJ   | CBJ 3 at NJ 0       |
| 70. | 10/18/03 | Marty Turco, Dal.        | NJ 0 at Dal. 2      | 161. | 3/2/19   | Tuukka Rask, Bos.       | NJ 0 at Bos. 1      |
| 71. | 1/13/04  | Patrick Lalime, Ott.     | Ott. 4 at NJ 0      | 162. | 3/8/19   | Braden Holtby, Wsh.     | NJ 0 at Wsh. 3      |
| 72. | 2/05/04  | Dan Cloutier, Van.       | Van. 4 at NJ 0      | 163. | 3/17/19  | Phillip Grubauer, Col.  | NJ 0 at Col. 3      |
| 73. | 2/28/04  | Ed Belfour, Tor.         | NJ 0 at Tor. 3      | 164. | 3/29/19  | Jonathan Bernier, Det.  | NJ 0 at Det. 4      |
| 74. | 12/23/05 | Michael Garnett, Atl.    | Atl. 1 at NJ 0      | 165. | 10/9/19  | Carter Hart, Phi.       | NJ 0 at Phi. 4      |
| 75. | 1/26/06  | John Graham, TB          | NJ 0 at TB 1 (OT)   | 166. | 10/12/19 | Tuukka Rask, Bos.       | NJ 0 vs. Bos. 3     |
| 76. | 1/27/06  | Roberto Luongo, Fla.     | NJ 0 at Fla. 4      | 167. | 11/8/19  | Mikko Koskinen, Edm.    | NJ 0 at Edm. 4      |
| 77. | 3/19/06  | Ray Emery, Ott.          | Ott. 4 at NJ 0      | 168. | 11/30/19 | Alexander Georgiev, NYR | NYR 4 at NJ 0       |
| 78. | 11/25/06 | Evgeni Nabokov, SJ       | NJ 0 at SJ 2        | 169. | 12/10/19 | Ben Bishop, Dal.        | NJ 0 at Dal. 2      |
| 79. | 3/14/07  | Jocelyn Thibault, Pit.   | Pit. 3 at NJ 0      | 170. | 11/8/20  | Elvis Merzlikins, CBJ   | NJ 0 at CBJ 5       |
| 80. | 10/11/07 | Tomas Vokoun, Fla.       | NJ 0 at Fla. 3      | 171. | 2/18/20  | Jordan Binnington, STL  | NJ 0 at STL. 3      |
| 81. | 10/18/07 | Martin Biron, Phi.       | NJ 0 at Phi. 4      | 172. | 3/3/20   | Jordan Lehner, VGK      | NJ 0 at VGK 3       |
| 82. | 10/25/07 | Henrik Lundqvist, NYR    | NJ 0 at NYR 2       | 173. | 3/26/21  | Ilya Samsonov           | NJ 0 at WSH 4       |
| 83. | 11/05/07 | Dany Sabourin, Pit.      | Pit. 5 at NJ 0      | 174. | 4/13/21  | Igor Shesterkin         | NYR 3 at NYR 0      |
| 84. | 11/16/07 | Rick DiPietro, NYI       | NYI 1 at NJ 0       | 175. | 4/15/21  | Igor Shesterkin         | NJ 0 at NYR 4       |
| 85. | 12/09/07 | Henrik Lundqvist, NYR    | NJ 0 at NYR 1 (OT)  | 176. | 5/3/21   | Tuukka Rask             | BOS 3 at NJ 0       |
| 86. | 12/18/07 | Roberto Luongo, Van.     | NJ 0 at Van. 5      | 177. | 11/21/21 | John Gibson, ANA        | NJD 0 @ ANA 4       |
| 87. | 2/29/08  | Cristobal Huet, Wsh.     | Wsh. 4 at NJ 0      | 178. | 4/24/22  | Alex Nedeljkovic, DET   | DET 3 @ NJD 0       |
| 88. | 3/11/08  | Carey Price, Mtl.        | NJ 0 at Mtl. 4      | 179. | 11/22/23 | A. Lyon, DET            | NJD 0 @ DET 4       |
| 89. | 3/25/08  | M.A. Fleury, Pit.        | Pit. 2 at NJ 0      | 180. | 1/15/24  | J. Swayman, BOS         | NJD 0 @ BOS 3       |
| 90. | 4/04/08  | Martin Biron, Phi.       | NJ 0 at Phi. 3      | 181. | 2/10/24  | P. Kochevok, CAR        | NJD 0 @ CAR 1 (OT)  |
| 91. | 11/03/08 | Ryan Miller, Buf.        | Buf. 2 at NJ 0      | 182. | 4/13/24  | S. Ersson, PHI          | NJD 0 @ PHI 1       |

## SEASON

### STREAKS

#### LONGEST UNBEATEN

13 - Accomplished four times, most recently 10/28-11/6/03 (10-0-3)

#### At Home

15 - (9-0-6) 1/8-3/15/97  
12 - (10-0-2) 10/9-12/3/99  
11 - (11-0-0) 2/9-3/20/09

#### On Road

10 - (10-0-0) 2/27-4/7/01  
9 - (9-0-0) 10/8-11/12/09  
8 - Accomplished four times, most recently (5-0-3) 10/8-11/26/03

#### LONGEST WINNING

13 - 2/26-3/23/01, Accomplished twice, last: 10/25-11/21/22

11 - 3/28-4/18/06  
9 - 11/17-12/7/07, 1/3-21/06

#### At Home

11 - 2/9-3/20/09  
8 - 1/3-2/7/06, 1/3-2/4/03, 10/9-11/7/87

#### On Road

11 - 10/20-12/3/22  
10 - 2/27-4/7/01  
9 - 10/8-11/12/09

#### LONGEST WINLESS

18 - (0-14-4) 10/20-11/26/82  
11 - (0-7-4) 12/27/90-1/22/91 (0-10-1) 1/17-2/8/86  
8 - (0-6-2) 4/2/22-4/29/22 (0-7-1) 3/20/21-4/18/21 (franchise record)  
27 - (0-21-6) 2/12-4/4/76

#### At Home

11 - (0-10-1) 1/26/21-3/14/21  
9 - (0-9-0) 12/22/85-2/6/86  
7 - (0-5-2) 10/8-11/10/10 (0-5-2) 10/26-11/29/82 (franchise record)  
14 - (0-12-2) 2/4-3/31/79 (0-10-4) 2/12-3/30/76

#### On Road

14 - (0-13-1) 12/26/82-3/5/83  
12 - (0-9-3) 11/16-12/31/95 (0-12-0) 10/19-12/1/83 (0-10-2) 10/20-11/26/82 (franchise record)  
32 - (0-22-10) 11/12/77-3/15/78

#### LONGEST LOSING

10 - 10/14-11/4/83  
9 - 4/9/21-4/24/21  
8 - Accomplished four times, most recently 12/19/85-1/6/86 (franchise record)  
14 - 12/30/75-1/29/76

#### At Home

10 - 1/26/21-3/13/21  
9 - 12/22/85-2/6/86  
6 - Accomplished six times, most recently 4/4/21-4/18/21

#### On Road

12 - 10/19-12/1/83  
11 - 11/15/10-1/8/11  
10 - 1/23-3/5/83

#### LONGEST SHUTOUT STREAK

212:13 - 3/30-4/8/97  
190:15 - 4/4-9/95  
151:29 - 4/2-8/10

#### At Home

184:47 - 1/5-21/06  
158:39 - 11/2-15/13  
153:16 - 12/2-12/03

#### On Road

189:42 - 3/22-4/8/97  
166:22 - 10/24-11/12/03  
155:11 - 3/28-4/8/10

#### MOST CONSECUTIVE GAMES WITHOUT BEING SHUTOUT

111 - 1/5/99-2/29/00  
106 - 2/25/87-10/15/88  
101 - 4/26/22-11/18/23  
92 - 1/13/89-2/9/90

#### LONGEST SCORELESS STREAK

178:12 - 3/22-30/11  
159:18 - 12/21-27/08  
154:06 - 1/24-2/1/06 (franchise record)  
185:44 - 11/27-12/4/74

#### At Home

170:45 - 12/21/08-1/2/09  
150:25 - 3/8-17/83  
139:18 - 1/9-17/04

#### On Road

209:03 - 3/22-4/5/11  
192:54 - 1/24-2/4/06  
141:20 - 1/27-2/6/10 (franchise record)  
230:29 - 10/23-11/2/75

### POINTS

#### MOST POINTS

112 - 2022-23 (52-22-8)  
111 - 2000-01 (48-19-12-3)  
108 - 2002-03 (46-20-10-6)

#### At Home

60 - 1999-00 (28-9-3-1)  
1997-98 (29-10-2)  
1993-94 (29-11-2)

#### On Road

60 - 2022-23 (28-9-4)  
59 - 1998-99 (28-10-3)  
57 - 2000-01 (24-8-6-3)

#### FEWEST POINTS

41 - 1983-84 (17-56-7)  
48 - 2012-13 (19-19-10)  
1982-83 (17-49-14)  
45 - 2020-21 (19-30-7)  
52 - 1994-95 (22-18-8) (franchise record)  
36 - 1975-76 (12-56-12)

#### At Home

17 - 2020-21 (7-18-3)  
22 - 1983-84 (10-28-2)  
28 - 2012-13 (13-9-2)  
31 - 1982-83 (11-20-9)

#### On Road

17 - 1982-83 (6-29-5)  
18 - 1994-95 (8-14-2)  
19 - 1983-84 (7-28-5) (franchise record)  
9 - 1974-75 (3-34-3)

### WINS

#### MOST WINS

52 - 2022-23  
51 - 2008-09  
49 - 2006-07

#### At Home

29 - 1997-98, 1993-94  
28 - 2008-09, 1999-00

#### On Road

28 - 1998-99, 2022-23  
24 - 2011-12, 2006-07, 2000-01

#### FEWEST WINS

17 - 1983-84, 1982-83  
19 - 2021-22, 2012-13  
22 - 1994-95, 1984-85 (franchise record)  
12 - 1975-76

#### At Home

10 - 1983-84  
11 - 1982-83  
13 - 2012-13, 1984-85 (franchise record)  
7 - 2021-22

#### On Road

6 - 2012-13, 1982-83  
7 - 1983-84  
8 - 1994-95 (franchise record)  
2 - 1977-78

### LOSSES

#### WRESTLED LOSSES

18 - 1994-95  
19 - 2012-13  
22 - 2000-01  
23 - 1997-98, 1996-97

#### At Home

4 - 1994-95  
9 - 2012-13, 1996-97  
10 - 1999-00, 1997-98, 1990-91

#### On Road

9 - 2022-23  
10 - 2012-13, 1998-99

#### MOST LOSSES

56 - 1983-84  
49 - 1985-86, 1982-83 (franchise record)  
56 - 1983-84, 1975-76

#### At Home

28 - 1983-84  
21 - 1985-86, 1984-85

#### On Road

29 - 1982-83  
28 - 1986-87, 1985-86, 1983-84 (franchise record)  
34 - 1977-78

### TIES

#### MOST TIES

15 - 1990-91  
14 - 1996-97, 1982-83 (franchise record)  
21 - 1977-78

#### At Home

9 - 1996-97, 1982-83  
8 - 1998-99 (franchise record)  
9 - Accomplished four times, most recently 1996-97

#### On Road

10 - 1995-96, 1993-94  
9 - 1997-98 (franchise record)  
12 - 1977-78

#### FEWEST TIES

3 - 1985-86  
6 - 1987-88, 1986-87

#### At Home

1 - 1987-88  
2 - Accomplished five times, most recently 1997-98

#### On Road

1 - 1985-86  
2 - 1994-95  
3 - 1998-99, 1992-93

### GOALS

#### MOST GOALS SCORED

308 - 1992-93  
306 - 1993-94  
300 - 1985-86

#### At Home

165 - 1992-93  
160 - 1993-94  
156 - 1985-86

#### On Road

155 - 1989-90  
152 - 2022-23  
150 - 2000-01

All regular-season records are based on 80 games through 1991-92; 84 games in 1992-93 and 1993-94; 48 games in 1994-95 and 2012-13; and 56 games in 2020-21; and 82 games in 1995-96 through 2011-12, and 2013-14 through 2015-16. 84-game schedule includes 41 games at home, 41 games on road, one neutral site "home" game and one neutral site "road" game. 2013-14 includes "home" game at Yankee Stadium, Bronx, NY.

**FEWEST GOALS SCORED**

- 112 - 2012-13
- 136 - 1994-95
- 145 - 2020-21\*
- 174 - 2010-11
- 181 - 2014-15

**At Home**

- 65 - 2020-21\*
- 66 - 2012-13
- 78 - 1994-95
- 91 - 2014-15
- 94 - 2010-11

**On Road**

- 46 - 2012-13
- 58 - 1994-95
- 80 - 2010-11
- 80 - 2020-21\*
- 90 - 2014-15

**FEWEST GOALS OPPONENT**

- 121 - 1994-95
- 129 - 2012-13
- 164 - 2003-04
- 166 - 2002-03, 1997-98

**At Home**

- 50 - 1994-95
- 59 - 2012-13
- 85 - 2002-03, 1996-97

**On Road**

- 70 - 2012-13
- 71 - 1994-95
- 77 - 2003-04
- 80 - 1997-98

**MOST GOALS OPPONENT**

- 374 - 1985-86
- 368 - 1986-87
- 350 - 1983-84

**At Home**

- 170 - 1985-86
- 167 - 1983-84
- 164 - 1986-87

**On Road**

- 204 - 1986-87, 1985-86
- 188 - 1984-85  
(franchise record)
- 214 - 1981-82

**POWER PLAY**

**MOST POWER PLAY GOALS**

- 98 - 1987-88
- 85 - 1988-89
- 82 - 1986-87

**At Home**

- 52 - 1987-88
- 46 - 1988-89
- 45 - 2005-06

**On Road**

- 46 - 1987-88
- 41 - 1986-87
- 39 - 1992-93, 1988-89

**FEWEST POWER PLAY GOALS**

- 22 - 1994-95
- 28 - 2012-13
- 34 - 2010-11
- 36 - 2002-03

**At Home**

- 15 - 1994-95
- 16 - 2010-11
- 17 - 2012-13
- 19 - 2014-15

**On Road**

- 7 - 1994-95
- 11 - 2012-13
- 12 - 2021-22, 2002-03
- 17 - 2001-02

**MOST POWER PLAY CHANCES**

- 481 - 1987-88 (98 PPGs, 20.4%)
- 465 - 1988-89 (85 PPGs, 18.3%)
- 439 - 2005-06 (78 PPGs, 17.8%)

**At Home**

- 245 - 1988-89 (46 PPGs, 18.8%)
- 235 - 1987-88 (52 PPGs, 22.1%)
- 221 - 2005-06 (45 PPGs, 20.4%)

**On Road**

- 246 - 1987-88 (46 PPGs, 18.7%)
- 220 - 1988-89 (39 PPGs, 17.7%)
- 218 - 2005-06 (33 PPGs, 15.1%)

**FEWEST PP CHANCES**

- 155 - 2020-21\*
- 164 - 1994-95 (22 PPGs, 13.4%)
- 176 - 2012-13 (28 PPGs, 15.9%)
- 212 - 2014-15 (41 PPGs, 19.3%)
- 224 - 2022-23 (49 PPGs, 21.9%)
- 225 - 2021-22 (35 PPGs, 15.6%)
- 237 - 2010-11 (34 PPGs, 14.3%)

**At Home**

- 75 - 2020-21\*
- 84 - 1994-95 (15 PPGs, 17.9%)
- 94 - 2012-13 (17 PPGs, 18.1%)
- 110 - 2014-15 (19 PPGs, 17.3%)
- 111 - 2021-22 (23 PPG, 20.7%)
- 114 - 2010-11 (16 PPGs, 14.0%)

**On Road**

- 80 - 1994-95 (7 PPGs, 8.8%)
- 82 - 2012-13 (11 PPGs, 13.4%)
- 98 - 2022-23 (20 PPGs, 20.4%)
- 102 - 2014-15 (22 PPGs, 21.6%)
- 114 - 2021-22 (12 PPG, 10.5%)
- 118 - 2013-14 (27 PPGs, 22.9%)

**FEWEST PPGs OPPONENT**

- 27 - 2011-12
- 28 - 1996-97, 1994-95

**At Home**

- 13 - 2011-12, 2002-03, 1994-95
- 16 - 2022-23

**On Road**

- 12 - 1996-97
- 14 - 2011-12
- 15 - 1994-95

**MOST PPGs OPPONENT**

- 115 - 1988-89
- 103 - 1985-86
- 101 - 1987-88

**At Home**

- 58 - 1988-89
- 52 - 1985-86
- 44 - 1987-88, 1986-87

**On Road**

- 57 - 1988-89, 1987-88
- 51 - 1986-87, 1985-86

**MOST TIMES SHORTHANDED**

- 468 - 1988-89 (115 PPGA, 75.4%)
- 1987-88 (101 PPGA, 78.4%)
- 425 - 1992-93 (79 PPGA, 81.4%)

**At Home**

- 227 - 1988-89 (58 PPGA, 74.4%)
- 214 - 1987-88 (44 PPGA, 79.4%)
- 213 - 1992-93 (40 PPGA, 81.2%)

**On Road**

- 254 - 1987-88 (57 PPGA, 77.6%)
- 241 - 1988-89 (57 PPGA, 76.3%)
- 218 - 1985-86 (51 PPGA, 76.6%)

**FEWEST TIMES SHORTHANDED**

- 149 - 1994-95 (28 PPGA, 81.2%)
- 169 - 2012-13 (32 PPGA, 81.1%)
- 212 - 2021-22 (42 PPGA, 80.2%)
- 230 - 2022-23 (40 PPGA, 82.6%)
- 235 - 1996-97 (28 PPGA, 88.1%)
- 239 - 2009-10 (41 PPGA, 82.8%)

**At Home**

- 77 - 1994-95 (13 PPGA, 83.1%)
- 81 - 2012-13 (16 PPGA, 80.2%)
- 99 - 2010-11 (17 PPGA, 82.8%)
- 112 - 1996-97 (16 PPGA, 85.7%)
- 117 - 2022-23 (16 PPGA, 86.3%)

**On Road**

- 72 - 1994-95 (15 PPGA, 79.2%)
- 88 - 2012-13 (16 PPGA, 81.8%)
- 113 - 2022-23 (24 PPGA, 78.8%)
- 114 - 2021-22 (25 PPGA, 78.1%)
- 123 - 2009-10 (22 PPGA, 82.1%)
- 196 - 1996-97 (12 PPGA, 90.2%)

**MOST SHORTHANDED GOALS**

- 18 - 1987-88
- 15 - 2011-12, 1991-92

**At Home**

- 12 - 1991-92
- 9 - 1987-88
- 7 - Accomplished four times, most recently 2013-14

**On Road**

- 9 - 1987-88
- 8 - 2011-12
- 7 - 2000-01

**FEWEST SHORTHANDED GOALS**

- 2 - 2001-02
- 3 - 2010-11, 2005-06, 1994-95  
(franchise record)
- 2 - 2001-02, 1975-76

**At Home**

- 1 - 2010-11, 2006-07, 2005-06

**On Road**

- 0 - 2001-02
- 1 - 2009-10, 2007-08, 1994-95  
(franchise record)
- 0 - 2001-02, 1975-76

**FEWEST SHG OPPONENT**

- 3 - 1994-95
- 4 - 2013-14, 2008-09, 2002-03  
(franchise record)
- 3 - 1994-95, 1979-80

**At Home**

- 1 - 1998-99
- 2 - Accomplished six times, most recently 2009-10  
(franchise record)
- 1 - 1998-99, 1978-79, 1974-75

**On Road**

- 0 - 2013-14
- 1 - 2002-03, 1994-95

**MOST SHG OPPONENT**

- 19 - 1992-93
- 15 - 1988-89
- 14 - 2021-22
- 13 - 2011-12, 1990-91, 1983-84

**At Home**

- 9 - 1992-93
- 7 - 1989-90, 2016-17
- 6 - Accomplished five times, most recently 2011-12  
(franchise record)
- 9 - 1992-93, 1981-82

**On Road**

- 10 - 1992-93, 1988-89
- 9 - 1983-84, 2018-19, 2021-22

**PENALTY MINUTES**

**MOST PENALTY MINUTES**

- 2494 - 1988-89
- 2318 - 1987-88
- 2022 - 1990-91

**At Home**

- 1143 - 1988-89
- 972 - 1987-88
- 913 - 1990-91

**On Road**

- 1348 - 1988-89
- 1346 - 1987-88
- 1109 - 1990-91

**FEWEST PENALTY MINUTES**

- 509 - 2012-13
- 632 - 2022-23
- 656 - 2013-14
- 668 - 2021-22
- 760 - 2014-15
- 765 - 2010-11

**At Home**

- 266 - 2012-13
- 311 - 1994-95
- 313 - 2010-11
- 330 - 2013-14

**On Road**

- 243 - 2012-13
- 299 - 2022-23
- 326 - 2021-22, 2013-14
- 396 - 2006-07

**MOST PIM OPPONENT**

- 2458 - 1988-89
- 2254 - 1987-88
- 1861 - 1986-87

**At Home**

- 1215 - 1988-89
- 996 - 1986-87
- 971 - 1987-88

**On Road**

- 1283 - 1987-88
- 1243 - 1988-89
- 974 - 1990-91

**FEWEST PIM OPPONENT**

551 - 2012-13  
630 - 2014-15  
648 - 2022-23  
672 - 2013-14

**At Home**

304 - 2012-13  
309 - 2022-23  
321 - 2013-14  
328 - 2014-15

**On Road**

247 - 2012-13  
302 - 2014-15  
339 - 2022-23  
351 - 2013-14

**SHOTS**

**MOST SHOTS**

2821 - 2022-23  
2774 - 1992-93  
2717 - 1999-00

**At Home**

1410 - 1992-93  
1386 - 2022-23  
1365 - 1999-00

**On Road**

1435 - 2022-23  
1374 - 2008-09  
1364 - 1992-93

**FEWEST SHOTS**

1362 - 2012-13  
1443 - 1994-95  
2008 - 2014-15  
2055 - 1982-83

**At Home**

685 - 2012-13  
741 - 1994-95  
987 - 2014-15  
1071 - 1982-83

**On Road**

677 - 2012-13  
702 - 1994-95  
977 - 1983-84  
984 - 1982-83

**FEWEST SHOTS OPPONENT**

1110 - 2012-13  
1218 - 1994-95  
1737 - 2001-02  
1900 - 2020-21  
1933 - 2002-03

**At Home**

548 - 2012-13  
624 - 1994-95  
892 - 2001-02  
902 - 2002-03

**On Road**

562 - 2012-13  
593 - 1994-95  
1001 - 1997-98  
1008 - 2001-02

**MOST SHOTS OPPONENT**

2688 - 1986-87  
2564 - 1982-83  
2559 - 1983-84  
(franchise record)  
2832 - 1975-76

**At Home**

1310 - 1982-83  
1244 - 1986-87  
1233 - 1992-93  
(franchise record)  
1320 - 1975-76

**On Road**

1444 - 1986-87  
1378 - 1983-84  
1328 - 2014-15  
(franchise record)  
1512 - 1975-76

**GAME GOALS**

**MOST GOALS SCORED**

9 - Accomplished seven times, most recently  
10/28/00 in 9-0 win @ Pit.  
(franchise record)  
9 - Accomplished nine times, most recently  
10/28/00 in 9-0 win @ Pit.

**At Home**

9 - Accomplished five times, most recently 3/23/93  
in 9-3 win vs. TB  
(franchise record)  
9 - Accomplished seven times, most recently  
3/23/93 in 9-3 win vs. TB

**On Road**

9 - 10/28/00 in 9-0 win @ Pit.  
3/10/00 in 9-0 win @ Atl.  
8 - Accomplished 11 times, most recently 3/14/18  
in 8-3 win @ VGK

**MOST GOALS OPPONENT**

13 - 11/19/83 in 13-4 loss @ Edm.  
11 - 10/25/84 in 11-2 loss vs. NYR  
10 - 12/4/85 in 10-7 loss @ Tor.  
12/17/82 in 10-4 loss @ Edm.

**At Home**

11 - 10/25/84 in 11-2 loss vs. NYR  
9 - 1/18/85 in 9-6 loss vs. NYR  
3/17/83 in 9-5 loss vs. NYI

**On Road**

13 - 11/19/83 in 13-4 loss @ Edm.  
10 - 12/4/85 in 10-7 loss @ Tor.  
12/17/82 in 10-4 loss @ Edm.

**MOST GOALS BOTH TEAMS**

17 - 12/4/85 in 10-7 loss @ Tor.  
11/19/83 in 13-4 loss @ Edm.  
16 - 1/15/92 in 8-8 OT tie vs. Buf.  
4/6/86 in 9-7 win vs. NYI

**At Home**

16 - 1/15/92 in 8-8 OT tie vs. Buf.  
4/6/86 in 9-7 win vs. NYI  
15 - 1/18/85 in 9-6 loss vs. NYR

**On Road**

17 - 12/4/85 in 10-7 loss @ Tor.  
11/19/83 in 13-4 loss @ Edm.  
15 - Accomplished four times, most recently 1/6/90  
in 9-6 loss @ Wsh.

**GREATEST MARGIN OF VICTORY**

9 - 10/28/00 in 9-0 win @ Pit.  
3/10/00 in 9-0 win @ Atl.  
10/26/91 in 9-0 win vs. SJ

**At Home**

9 - 10/26/91 in 9-0 win vs. SJ  
7 - 10/30/97 in 8-1 win vs. Van.  
2/13/89 in 8-1 win vs. Tor.  
2/25/23 in 7-0 win vs PHI

**On Road**

9 - 10/28/00 in 9-0 win @ Pit.  
3/10/00 in 9-0 win @ Atl.  
7 - 10/23/90 in 8-1 win @ NYI

**GREATEST MARGIN OF DEFEAT**

9 - 3/31/86 in 9-0 loss @ NYR  
10/25/84 in 11-2 loss vs. NYR  
11/19/83 in 13-4 loss @ Edm.  
(franchise record)  
11 - 4/1/82 in 11-0 loss @ Cgy.

**At Home**

9 - 10/25/84 in 11-2 loss vs. NYR  
7 - 1/25/92 in 7-0 loss vs. Det.  
2/22/87 in 7-0 loss vs. NYI  
3/14/83 in 7-0 loss vs. Cgy.

**On Road**

9 - 3/31/86 in 9-0 loss @ NYR  
11/19/83 in 13-4 loss @ Edm.  
7 - Accomplished seven times, most recently  
10/21/06 in 8-1 loss @ Ott.  
(franchise record)  
11 - 4/1/82 in 11-0 loss @ Cgy.

**MOST CONSECUTIVE GOALS**

9 - 10/28/00 in 9-0 win @ Pit.  
3/10/00 in 9-0 win @ Atl.  
10/26/91 in 9-0 win vs. SJ

**At Home**

9 - 10/26/91 in 9-0 win vs. SJ  
7 - 10/30/97 in 8-1 win vs. Van.  
10/12/84 in 7-2 win vs. NYI  
2/25/23 in 7-0 win vs PHI

**On Road**

9 - 10/28/00 in 9-0 win @ Pit.  
3/10/00 in 9-0 win @ Atl.  
7 - 3/9/85 in 8-5 win @ Det.

**MOST CONSECUTIVE GOALS OPPONENT**

9 - 3/31/86 in 9-0 loss @ NYR  
10/25/84 in 11-2 loss vs. NYR  
8 - 11/23/87 in 9-2 loss @ Cgy.  
11/9/86 in 8-1 loss @ Wpg.  
11/21/84 in 8-1 loss @ LA  
(franchise record)  
11 - 4/1/82 in 11-0 loss @ Cgy.



**At Home**

- 9 - 10/25/84 in 11-2 loss vs. NYR
  - 7 - Accomplished five times, most recently 1/25/92 in 7-0 loss vs. Det.
- (franchise record)
- 9 - 10/25/84 in 11-2 loss vs. NYR
  - 11/11/81 in 9-0 loss to Mtl. @ Col.

**On Road**

- 9 - 3/31/86 in 9-0 loss @ NYR
  - 8 - 11/23/87 in 9-2 loss @ Cgy.
  - 11/9/86 in 8-1 loss @ Wpg.
  - 11/21/84 in 8-1 loss @ LA
- (franchise record)
- 11 - 4/1/82 in 11-0 loss @ Cgy.

**POWER PLAY****MOST POWER PLAY GOALS**

- 5 - 1/22/08 in 7-3 win @ Phi.
  - 1/4/96 in 7-2 win vs. Dal.
  - 10/29/86 in 8-6 win @ Pit.
- (franchise record)
- 6 - 2/19/80 in 8-6 win vs. Phi. @ Col.

**At Home**

- 5 - 1/14/96 in 7-2 win vs. Dal.
  - 4 - Accomplished four times, most recently 2/13/89 in 8-1 win vs. Tor.
- (franchise record)
- 6 - 2/19/80 in 8-6 win vs. Phi. @ Col.

**On Road**

- 5 - 1/22/08 in 7-3 win @ Phi.
- 10/29/86 in 8-6 win @ Pit.
- 4 - Accomplished six times, most recently 3/1/14 in 6-1 win @ NYI

**MOST POWER PLAY CHANCES**

- 12 - 2/24/88 in 3-1 loss vs. Wpg. (1-12)
- 11 - 12/20/05 in 3-1 win @ NYR (0-11)
- 3/26/04 in 5-0 win @ Atl. (4-11)
- 11/8/87 in 3-3 OT tie @ Phi. (1-11)

**At Home**

- 12 - 2/24/88 in 3-1 loss vs. Wpg. (1-12)
- 10 - Accomplished seven times, most recently 2/9/13 in 3-1 win vs. Pit. (2-10)

**On Road**

- 11 - 12/20/05 in 3-1 win @ NYR
- 3/26/04 in 5-0 win @ Atl. (4-11)
- 11/8/87 in 3-3 OT tie @ Phi. (1-11)

**MOST POWER PLAY GOALS OPPONENT**

- 5 - 11/14/87 in 6-4 loss vs. Det.
- 10/29/86 in 8-6 win @ Pit.
- 12/14/85 in 9-3 loss @ Que.

**At Home**

- 5 - 11/14/87 in 6-4 loss vs. Det.
- 4 - Accomplished eight times, most recently 10/11/01 in 6-4 loss vs. NYI

**On Road**

- 5 - 10/29/86 in 8-6 win @ Pit.
- 12/14/85 in 9-3 loss @ Que.
- 4 - Accomplished nine times, most recently 11/26/93 in 6-6 OT tie @ StL.

**MOST SHORTHANDED SITUATIONS**

- 13 - 1/21/86 in 5-3 loss @ Van. (2-13)
- 12 - 3/1/89 in 4-1 loss @ Pit. (2-12)
- 11 - Accomplished four times, most recently 10/5/05 in 5-1 win vs. Pit. (1-11)

**At Home**

- 11 - 10/5/05 in 5-1 win vs. Pit. (1-11)
- 10 - Accomplished five times, most recently 1/15/94 in 5-3 loss vs. LA

**On Road**

- 13 - 1/21/86 in 5-3 loss @ Van. (2-13)
- 12 - 3/1/89 in 4-1 loss @ Pit. (2-12)
- 11 - 10/10/88 in 5-0 win @ NYR (0-11)
- 10/21/87 in 5-4 win @ Pit. (2-11)
- 10/29/86 in 8-6 win @ Pit. (5-11)

**ASSISTS****MOST ASSISTS**

- 17 - 10/26/91 in 9-0 win vs. SJ
- 16 - Accomplished four times, most recently 10/28/01 in 9-0 win @ Pit.

**At Home**

- 17 - 10/26/91 in 9-0 win vs. SJ
- 16 - 3/10/90 in 9-3 win vs. Que.
- 4/6/86 in 9-7 win vs. NYI

**On Road**

- 16 - 10/28/00 in 9-0 win @ Pit.
- 3/9/85 in 8-5 win @ Det.
- 15 - 3/24/00 in 8-2 win @ NYI

**MOST ASSISTS OPPONENT**

- 21 - 11/19/83 in 13-4 loss @ Edm.
- 20 - 10/25/84 in 11-2 loss vs. NYR
- 17 - 12/14/85 in 9-3 loss @ Que.
- 1/18/85 in 9-6 loss vs. NYR

**At Home**

- 20 - 10/25/84 in 11-2 loss vs. NYR
- 17 - 1/18/85 in 9-6 loss vs. NYR
- 15 - 2/22/84 in 8-5 loss vs. Wpg.
- 3/17/83 in 9-5 loss vs. NYI

**On Road**

- 21 - 11/19/83 in 13-4 loss @ Edm.
- 17 - 12/14/85 in 9-3 loss @ Que.
- 16 - Accomplished seven times, most recently 10/21/06 in 8-1 loss @ Ott.

**MOST ASSISTS BOTH TEAMS**

- 29 - 1/15/92 in 8-8 OT tie vs. Buf. (NJ 15, Buf. 14)
- 4/6/86 in 9-7 win vs. NYI (NJ 16, NYI 13)
- 28 - 1/18/85 in 9-6 loss vs. NYR (NYR 17, NJ 11)

**At Home**

- 29 - 1/15/92 in 8-8 OT tie vs. Buf. (NJ 15, Buf. 14)
- 4/6/86 in 9-7 win vs. NYI (NJ 16, NYI 13)
- 28 - 1/18/85 in 9-6 loss vs. NYR (NYR 17, NJ 11)

**On Road**

- 27 - Accomplished four times, most recently 11/25/87 in 8-7 OT win @ Edm. (Edm. 16, NJ 11)

**POINTS****MOST POINTS**

- 26 - 10/26/91 in 9-0 win vs. SJ
- 25 - 10/28/00 in 9-0 win @ Pit.
- 3/10/90 in 9-3 win vs. Que.
- 4/6/86 in 9-7 win vs. NYI

**At Home**

- 26 - 10/26/91 in 9-0 win vs. SJ
- 25 - 3/10/90 in 9-3 win vs. Que.
- 4/6/86 in 9-7 win vs. NYI

**On Road**

- 25 - 10/28/00 in 9-0 win @ Pit.
- 24 - 3/9/85 in 8-5 win @ Det.
- 23 - 3/24/00 in 8-2 win @ Atl.

**MOST POINTS OPPONENT**

- 34 - 11/19/83 in 13-4 loss @ Edm.
- 31 - 10/25/84 in 11-2 loss vs. NYR
- 26 - 12/14/85 in 9-3 loss @ Que.
- 1/18/85 in 9-6 loss vs. NYR
- 12/17/82 in 10-4 loss @ Edm

**At Home**

- 31 - 10/25/84 in 11-2 loss vs. NYR
- 26 - 1/18/85 in 9-6 loss vs. NYR
- 24 - 3/17/83 in 9-5 loss vs. NYI

**On Road**

- 34 - 11/19/83 in 13-4 loss @ Edm.
- 26 - 12/14/85 in 9-3 loss @ Que.
- 12/17/82 in 10-4 loss @ Edm.

**MOST POINTS BOTH TEAMS**

- 45 - 1/15/92 in 8-8 OT tie vs. Buf. (NJ 8-15-23, Buf. 8-14-22)
- 4/6/86 in 9-7 win vs. NYI (NJ 9-16-25, NYI 7-13-20)
- 44 - 11/19/83 in 13-4 loss @ Edm. (Edm. 13-21-34, NJ 4-6-10)

**At Home**

- 45 - 1/15/92 in 8-8 OT tie vs. Buf. (NJ 8-15-23, Buf. 8-14-22)
- 4/6/86 in 9-7 win vs. NYI (NJ 9-16-25, NYI 7-13-20)
- 43 - 1/18/85 in 9-6 loss vs. NYR (NYR 9-17-26, NJ 6-11-17)

**On Road**

- 44 - 11/19/83 in 13-4 loss @ Edm. (Edm. 13-21-34, NJ 4-6-10)
- 42 - Accomplished four times, most recently 11/25/87 in 8-7 OT win @ Edm. (NJ 8-14-22, Edm. 7-13-20)

**PENALTY MINUTES**

**MOST PENALTY MINUTES**

- 103 - 4/1/89 in 6-4 loss @ Wsh.
- 99 - 10/30/96 in 6-1 loss vs. NYR
- 97 - 1/22/88 in 7-3 loss @ Buf.
- (franchise record)
- 122 - 1/3/81 in 4-1 win vs. Bos. @ Col.

**At Home**

- 99 - 10/30/96 in 6-1 loss vs. NYR
- 84 - 1/22/93 in 6-2 win vs. Mtl.
- 81 - 1/14/91 in 6-1 loss vs. LA
- (franchise record)
- 122 - 1/3/81 in 4-1 win vs. Bos. @ Col.

**On Road**

- 103 - 4/1/89 in 6-4 loss @ Wsh.
- 97 - 1/22/88 in 7-3 loss @ Buf.
- 92 - 10/23/89 in 5-4 win @ Tor.

**MOST PENALTY MINUTES OPPONENT**

- 103 - 10/8/93 in 6-3 win @ Wsh.
- 93 - 1/10/88 in 7-5 win @ Phi.
- 85 - 1/24/98 in 3-3 OT tie @ NYR
- 10/15/88 in 8-5 loss @ Wsh.
- (franchise record)
- 155 - 1/3/81 in 4-1 win vs. Bos. @ Col.

**At Home**

- 81 - 1/24/87 in 4-3 win vs. Phi.
- 80 - 1/22/93 in 6-2 win vs. Mtl.
- 78 - 11/17/88 in 5-3 loss vs. Cgy.
- (franchise record)
- 155 - 1/3/81 in 4-1 win vs. Bos. @ Col.

**On Road**

- 103 - 10/8/93 in 6-3 win @ Wsh.
- 93 - 1/10/88 in 7-5 win @ Phi.
- 85 - 1/24/98 in 3-3 OT tie @ NYR
- 10/15/88 in 8-5 loss @ Wsh.
- (franchise record)
- 113 - 12/6/80 in 8-6 loss @ Wsh.

**MOST PENALTY MINUTES BOTH TEAMS**

- 192 - 10/8/93 in 6-3 win @ Wsh. (Wsh. 103, NJ 89)
- 177 - 4/1/89 in 6-4 loss @ Wsh. (NJ 103, Wsh. 74)
- 169 - 10/15/88 in 8-5 loss @ Wsh. (Wsh. 85, NJ 84)
- (franchise record)
- 277 - 1/3/81 in 4-1 win vs. Bos. @ Col. (Bos. 155, Col. 122)

**At Home**

- 164 - 1/22/93 in 6-2 win vs. Mtl. (NJ 84, Mtl. 80)
- 156 - 10/30/96 in 6-1 loss vs. NYR (NJ 99, NYR 57)
- 145 - 1/24/87 in 4-3 win vs. Phi. (Phi. 81, NJ 64)
- (franchise record)
- 277 - 1/3/81 in 4-1 win vs. Bos. @ Col. (Bos. 155, Col. 122)

**On Road**

- 192 - 10/8/93 in 6-3 win @ Wsh. (Wsh. 103, NJ 89)
- 177 - 4/1/89 in 6-4 loss @ Wsh. (NJ 103, Wsh. 74)
- 169 - 10/15/88 in 8-5 loss @ Wsh. (Wsh. 85, NJ 84)
- (franchise record)
- 208 - 12/6/80 in 8-6 loss @ Wsh. (Wsh. 113, Col. 95)

**SHOTS**

**MOST SHOTS**

- 57 - 4/12/99 in 4-2 loss vs. NYI
- 54 - 10/30/96 in 6-1 loss vs. NYR
- 1/27/96 in 4-4 OT tie @ Hfd.
- 12/29/90 in 4-4 OT tie vs. Buf.

**At Home**

- 57 - 4/12/99 in 4-2 loss vs. NYI
- 54 - 10/30/96 in 6-1 loss vs. NYR
- 12/29/90 in 4-4 OT tie vs. Buf.

**On Road**

- 54 - 1/27/96 in 4-4 OT tie @ Hfd.
- 52 - 3/3/09 in 3-2 OT loss @ Tor.
- 11/3/93 in 3-2 loss @ LA
- 10/23/90 in 8-1 win @ NYI

**MOST SHOTS OPPONENT**

- 57 - 3/10/84 in 6-5 OT loss @ StL.
- 51 - 1/12/10 in 1-0 SO win @ NYR
- 50 - 11/23/86 in 5-3 loss @ Chi.
- (franchise record)
- 59 - 3/30/75 in 8-2 loss @ NYR

**At Home**

- 48 - 3/28/09 in 2-1 loss vs. Car.
- 10/29/08 in 6-5 SO loss vs. Tor.
- 2/24/90 in 3-2 win vs. Chi.
- (franchise record)
- 53 - 10/24/81 in 3-1 loss vs. Edm. @ Col.

**On Road**

- 57 - 3/10/84 in 6-5 OT loss @ StL.
- 51 - 1/12/10 in 1-0 SO win @ NYR
- 50 - 11/23/86 in 5-3 loss @ Chi.
- (franchise record)
- 59 - 3/30/75 in 8-2 loss @ NYR

**MOST SHOTS BOTH TEAMS**

- 96 - 1/12/10 in 1-0 SO win @ NYR (NYR 51, NJ 45)
- 92 - 1/22/86 in 6-6 OT tie @ Cgy. (NJ 46, Cgy. 46)
- 86 - 11/23/86 in 5-3 loss @ Chi. (Chi. 50, NJ 36)

**At Home**

- 84 - 3/6/84 in 6-5 win vs. Pit. (Pit. 45, NJ 39)
- 83 - 12/8/87 in 6-3 loss vs. Hfd. (Hfd. 42, NJ 41)
- 82 - 1/15/92 in 8-8 OT tie vs. Buf. (NJ 46, Buf. 36)

**On Road**

- 96 - 1/12/10 in 1-0 SO win @ NYR (NYR 51, NJ 45)
- 92 - 1/22/86 in 6-6 OT tie @ Cgy. (NJ 46, Cgy. 46)
- 86 - 11/23/86 in 5-3 loss @ Chi. (Chi. 50, NJ 36)

**FEWEST SHOTS**

- 11 - 12/6/13 in 3-1 loss vs. Det.
- 10/27/01 in 3-1 win vs. Buf.
- 12 - 12/23/13 in 5-2 loss @ Chi.
- 10/22/82 in 3-1 loss @ Wpg.
- (franchise record)
- 8 - 3/21/76 in 3-1 loss @ Buf.

**At Home**

- 11 - 12/6/13 in 3-1 loss vs. Det.
- 10/27/01 in 3-1 win vs. Buf.
- 13 - 1/24/08 in 4-3 loss vs. Mtl.
- 1/5/98 in 4-3 OT loss vs. Dal.
- 10/12/82 in 2-2 tie vs. Bos.

**On Road**

- 12 - 12/23/13 in 5-2 loss @ Chi.
- 10/22/82 in 3-1 loss @ Wpg.
- 13 - 12/31/14 in 3-1 loss @ Det.
- 2/27/12 in 2-0 loss @ NYR
- 10/22/83 in 8-3 loss @ LA
- (franchise record)
- 8 - 3/21/76 in 3-1 loss @ Buf.

**FEWEST SHOTS OPPONENT**

- 8 - 12/18/96 in 2-1 win @ Van.
- 9 - 12/4/03 in 3-0 win vs. Wsh.
- 11 - Accomplished four times, most recently 4/12/13 in 2-0 loss vs. Ott.

**At Home**

- 9 - 12/4/03 in 3-0 win vs. Wsh.
- 11 - Accomplished four times, most recently 4/12/13 in 2-0 loss vs. Ott.

**On Road**

- 8 - 12/18/96 in 2-1 win @ Van.
- 13 - Accomplished four times, most recently 4/15/13 in 2-0 loss @ Tor.

**FEWEST SHOTS BOTH TEAMS**

- 28 - 2/27/12 in 2-0 loss @ NYR (NYR 15, NJ 13)
- 32 - 12/6/13 in 3-1 loss vs. Det. (Det. 21, NJ 11)
- 10/27/01 in 3-1 win vs. Buf. (Buf. 21, NJ 11)

**At Home**

- 32 - 12/6/13 in 3-1 loss vs. Det. (Det. 21, NJ 11)
- 10/27/01 in 3-1 win vs. Buf. (Buf. 21, NJ 11)
- 34 - 2/5/02 in 1-0 loss vs. Mtl. (NJ 19, Mtl. 15)
- 3/21/01 in 4-0 win vs. NYR (NJ 23, NYR 11)

**On Road**

- 28 - 2/27/12 in 2-0 loss @ NYR (NYR 15, NJ 13)
- 34 - 1/3/97 in 1-0 win @ Ott. (Ott. 19, NJ 15)
- 36 - 11/12/11 in 3-2 SO win @ Wsh. (NJ 19, Wsh. 17)
- 3/25/04 in 2-1 loss @ TB (NJ 19, TB 17)
- 12/19/91 in 4-1 win @ Hfd. (Hfd. 19, NJ 17)

**PERIOD****GOALS****MOST GOALS SCORED**

- 6 - Accomplished five times, most recently 4/6/96 in 2nd per. of 6-3 win @ Hfd. (franchise record)
- 6 - Accomplished six times, most recently 4/6/96 in 2nd per. of 6-3 win @ Hfd.

**At Home**

- 6 - 3/7/93 in 3rd per. of 7-3 win vs. Phi.  
3/10/90 in 2nd per. of 9-3 win vs. Que.
- 5 - Accomplished 14 times, most recently 1/9/11 in 3rd per. of 6-3 win vs. TB (franchise record)
- 6 - 3/7/93 in 3rd per. of 7-3 win vs. Phi.  
3/10/90 in 2nd per. of 9-3 win vs. Que.  
2/12/82 in 3rd per. of 9-2 win vs. Que. @ Col.

**On Road**

- 6 - 4/6/96 in 2nd per. of 6-3 win @ Hfd.  
10/23/90 in 2nd per. of 8-1 win @ NYI  
1/7/84 in 3rd per. of 7-4 win @ Pit.

**MOST GOALS OPPONENT**

- 6 - 12/9/89 in 1st per. of 7-3 loss @ Hfd.  
11/23/87 in 2nd per. of 9-2 loss @ Cgy.  
3/31/22 in 2nd per. of 8-1 loss @ BOS
- 5 - Accomplished 25 times, most recently 3/22/08 in 3rd per. of 7-1 loss @ Pit. (franchise record)
- 7 - 2/18/78 in 3rd per. of 9-4 loss @ Mtl.

**At Home**

- 5 - Accomplished seven times, most recently 10/12/06 in 2nd per. of 7-6 SO win vs. Tor. (franchise record)
- 5 - Accomplished 12 times, most recently 10/12/06 in 2nd per. of 7-6 SO win vs. Tor.

**On Road**

- 6 - 12/9/89 in 1st per. of 7-3 loss @ Hfd.  
11/23/87 in 2nd per. of 9-2 loss @ Cgy.
- 5 - Accomplished 18 times, most recently 3/22/08 in 3rd per. of 7-1 loss @ Pit. (franchise record)
- 7 - 2/18/78 in 3rd per. of 9-4 loss @ Mtl.

**MOST GOALS BOTH TEAMS**

- 8 - Accomplished six times, most recently 4/6/96 in 2nd per. of 6-3 win @ Hfd. (NJ 6, Hfd. 2) (franchise record)
- 9 - 11/28/76 in 2nd per. of 6-6 tie vs. LA @ Col. (LA 5, Col. 4)

**At Home**

- 8 - 3/7/93 in 3rd per. of 7-3 win vs. Phi. (NJ 6, Phi. 2)
- 7 - Accomplished 13 times, most recently 10/12/06 in 2nd per. of 7-6 SO win vs. Tor. (Tor. 5, NJ 2) (franchise record)
- 9 - 11/28/76 in 2nd per. of 6-6 tie vs. LA @ Col. (LA 5, Col. 4)

**On Road**

- 8 - Accomplished five times, most recently 4/6/96 in 2nd per. of 6-3 win @ Hfd. (NJ 6, Hfd. 2) (franchise record)
- 8 - Accomplished nine times, most recently 4/6/96 in 2nd per. of 6-3 win @ Hfd. (NJ 6, Hfd. 2)

**FASTEST GOALS****FASTEST GOAL START OF GAME**

- 0:08 - Alexander Semak, 3/9/93, in 7-2 loss @ Van. Kirk Muller, 12/13/88, in 4-3 win vs. STL.
- 0:09 - Dainius Zubrus, 10/28/14, in 8-3 loss @ Pit. Greg Adams, 12/21/85, in 7-6 loss @ Hfd. (franchise record)
- 0:08 - Alexander Semak, 3/9/93, in 7-2 loss @ Van. Kirk Muller, 12/13/88, in 4-3 win vs. STL. Chuck Arason, 1/28/77, in 3-3 tie @ Atl.

**At Home**

- 0:08 - Kirk Muller, 12/13/88, in 4-3 win vs. STL.
- 0:10 - Jamie Langenbrunner, 11/2/02 in 5-1 win vs. Chi.
- 0:12 - Travis Zajac, 3/31/14, in 6-3 win vs. Fla.

**On Road**

- 0:08 - Alexander Semak, 3/9/93, in 7-2 loss @ Van.
- 0:09 - Dainius Zubrus, 10/28/14, in 8-3 loss @ Pit. Greg Adams, 12/21/85, in 7-6 loss @ Hfd. (franchise record)
- 0:08 - Alexander Semak, 3/9/93, in 7-2 loss @ Van. Chuck Arason, 1/28/77, in 3-3 tie @ Atl.

**FASTEST GOAL AGAINST START OF GAME**

- 0:08 - Andrew Ladd, 2/28/13, in 3-1 loss @ Wpg.
- 0:10 - Yvon Corriveau, 1/24/90, in 3-2 win vs. Wsh.
- 0:11 - Brian Gionta, 12/2/10, in 5-1 loss vs. Mtl. Saku Koivu, 1/5/06, in 5-4 win vs. Mtl. Ryan Johansen, 12/1/22, in 4-3 OTL vs. NSH. Walt McKechnie, 9/28/77, in 8-1 win vs. WSH

**At Home**

- 0:10 - Yvon Corriveau, 1/24/90, in 3-2 win vs. Wsh.
- 0:11 - Brian Gionta, 12/2/10, in 5-1 loss vs. Mtl. Saku Koivu, 1/5/06, in 5-4 win vs. Mtl.

**On Road**

- 0:08 - Andrew Ladd, 2/28/13, in 3-1 loss @ Wpg.
- 0:15 - Michel Goulet, 4/4/87, in 8-4 loss @ Que.
- 0:16 - Murray Craven, 3/12/88, in 6-5 win @ Phi.

**FASTEST GOAL START OF PERIOD**

- 0:08 - Alexander Semak, 3/9/93, in 1st per. of 7-2 loss @ Van. Kirk Muller, 12/13/88, in 1st per. of 4-3 win vs. STL.
- 0:09 - Accomplished four times, most recently Dainius Zubrus, 10/28/14, in 1st per. of 8-3 loss @ Pit. (franchise record)
- 0:07 - Veli-Pekka Ketola, 2/17/82, in 3rd per. of 3-3 tie @ Mtl. Jesper Bratt, 2/14/23, in 2nd per. of 3-2 win @ CBJ

**At Home**

- 0:08 - Kirk Muller, 12/13/88, in 1st per. of 4-3 win vs. STL.
- 0:09 - Jason Arnett, 2/3/00, in 2nd per. of 4-1 win vs. Nsh.

- 0:10 - Jay Pandolfo, 1/30/03, in 3rd per. of 5-1 win vs. Phi. Jamie Langenbrunner, 11/2/02, in 1st per. of 5-1 win vs. Chi. Zdeno Ciger, 3/19/91, in 3rd per. of 5-4 win vs. Pit.

**On Road**

- 0:08 - Alexander Semak, 3/9/93, in 1st per. of 7-2 loss @ Van.
- 0:09 - Dainius Zubrus, 10/28/14, in 1st per. of 8-3 loss @ Pit. Greg Adams, 12/21/85, in 1st per. of 7-6 loss @ Hfd. Rich Preston, 12/11/84, in 3rd per. of 7-5 win @ NYI (franchise record)
- 0:07 - Veli-Pekka Ketola, 2/17/82, in 3rd per. of 3-3 tie @ Mtl.

**FASTEST GOAL AGAINST START OF PERIOD**

- 0:06 - Brad Marchand, 11/15/11, in 3rd per. of 4-3 loss @ Bos.
- 0:07 - Al Iafarate, 3/22/86, in 3rd per. of 6-3 win @ Tor.
- 0:08 - Andrew Ladd, 2/28/13, in 1st per. of 3-1 loss @ Wpg. Tom Wilson, 11/30/18, in 2nd period of 6-3 loss @ WSH. Mikko Rantanen, 1/4/20, in 3rd period of 5-2 loss vs. COL

**At Home**

- 0:10 - Yvon Corriveau, 1/24/90, in 1st per. of 3-2 win vs. Wsh.
- 0:11 - Accomplished four times, most recently Brian Gionta, 12/2/10, in 1st per. of 5-1 loss vs. Mtl. (franchise record)

- 0:09 - Dean Talafous, 12/12/80, in 3rd per. of 4-3 loss vs. NYR @ Col.

**On Road**

- 0:06 - Brad Marchand, 11/15/11, in 3rd per. of 4-3 loss @ Bos.
- 0:07 - Al Iafarate, 3/22/86, in 3rd per. of 6-3 win @ Tor.
- 0:08 - Andrew Ladd, 2/28/13, in 1st per. of 3-1 loss @ Wpg.

**FASTEST 2 GOALS - DEVILS PLAYER**

- 0:26 - Jeff Friesen, 1/13/03, @ 13:55 & 14:21 of 2nd per. in 6-2 win vs. Fla.

**FASTEST 3 GOALS - DEVILS PLAYER**

- 8:22 - Stephane Ficher, 3/29/93, @ 10:15, 13:48 & 18:37 of 2nd per. in 5-0 win vs. SJ

**FASTEST 2 GOALS - DEVILS TEAM**

- 0:08 - John Madden & Patrik Elias, 4/6/01, @ 16:31 & 16:39 of 1st per. of 5-2 win vs. Bos.

**FASTEST 3 GOALS - DEVILS TEAM**

0:42 - Kevin Todd, Peter Stastny & Doug Brown, 11/23/91, @ 4:38, 5:01 & 5:20 of 2nd per. of 5-5 OT tie @ Phi.  
 Tim Higgins, Uli Hiemer & Phil Russell, 2/16/85, @ 9:22, 9:43 & 10:04 of 2nd per. of 6-3 win @ Tor.

**FASTEST 2 GOALS - OPPOSING PLAYER**

0:05 - Doug Sulliman & Eddie Johnstone, 1/14/80, @ 7:52 & 7:57 of 1st period of 6-6 tie @ NYR  
 0:07 - Vincent Trocheck & Kaapo Kakko, 12/12/22, @ 13:58 & 14:05 of 2nd period of 4-3 OTL @ NYR  
 0:08 - Justin Williams & Micheal Ferland, 11/18/18, @ 0:22 & 0:30 of 1st period of 2-1 loss @ CAR  
 Willy Lindstrom & Troy Loney, 3/19/86, @ 8:59 & 9:07 of 1st per. of 7-3 loss vs. Pit.

**FASTEST 3 GOALS - OPPOSING PLAYER**

0:28 - Doug Sulliman, Eddie Johnstone & Warren Miller, 1/14/80, @ 7:52, 7:57 & 8:20 of 1st period of 6-6 tie @ NYR  
 0:51 - Denis Savard, Denis Savard & Darryl Sutter, 11/6/83, @ 13:08, 13:33 & 13:59 of 2nd per. Of 6-3 win vs. Chi.  
 0:53 - Garry Unger, Mark Messier & Paul Coffey, 12/16/81, @ 2:46, 3:25 & 3:39 of 1st period of 7-4 loss vs. EDM  
 0:55 - David Jensen, Greg Adams & Mike Gartner, 12/19/86, @ 0:26, 0:53 & 1:21 of 1st period of 6-4 win vs. WSH

**FASTEST 2 GOALS - OPPOSING TEAM**

0:08 - Willy Lindstrom & Troy Loney, 3/19/86, @ 8:59 & 9:07 of 1st per. of 7-3 loss vs. Pit.

**FASTEST 3 GOALS - OPPOSING TEAM**

0:51 - Denis Savard, Denis Savard & Darryl Sutter, 11/6/83, @ 13:08, 13:33 & 13:59 of 2nd per. of 6-3 win vs. Chi.

**FASTEST 2 GOALS - BOTH TEAMS**

0:06 - Troy Mallette (NJD) & Pat LaFontaine (BUF), 12/6/92, @ 3:02 & 3:08 of 2nd period of 7-3 win @ BUF  
 0:07 - Boone Jenner (CBJ) & Adam Henrique (NJD), 3/19/17, @ 10:23 & 10:30 of 1st period of 4-1 loss vs. CBJ  
 Randy McKay (NJ) & Peter Zezel (Tor), 2/25/92, @ 9:06 & 9:13 of 3rd per. of 5-5 OT tie @ Tor.

**FASTEST 3 GOALS - BOTH TEAMS**

0:25 - Patrik Sundstrom (NJ), John Tonelli (LA) & Keith Crowder (LA), 12/15/89, @ 2:15, 2:23 & 2:40 of 2nd per. of 7-5 win vs. LA  
 0:30 - Jason Blake (NYI), Sergei Brylin (NJD) & Alexei Yashin (NYI), 2/16/03, @13:55, 14:12 & 14:25 of 3rd period of 5-4 loss @ NYI

**ASSISTS**

**MOST ASSISTS**

11 - 1/7/84 in 3rd per. of 7-4 win @ Pit.  
 10 - Accomplished six times, most recently 11/1/08 in 2nd per. of 6-1 win vs. Atl.

**At Home**

10 - Accomplished five times, most recently 11/1/08 in 2nd per. of 6-1 win vs. Atl.  
 (franchise record)

10 - Accomplished seven times, most recently 3/11/97 in 1st per. of 6-1 win vs. Edm.

**On Road**

11 - 1/7/84 in 3rd per. of 7-4 win @ Pit.  
 10 - 4/6/96 in 2nd per. of 6-3 win @ Hfd.  
 9 - 11/26/93 in 2nd per. of 6-6 OT tie @ STL.  
 11/5/93 in 1st per. of 6-3 win @ Ana.  
 10/23/90 in 2nd per. of 8-1 win @ NYI

**MOST ASSISTS OPPONENT**

12 - 12/9/89 in 1st per. of 7-3 loss @ Hfd.  
 10 - 10/21/06 in 2nd per. of 8-1 loss @ Ott.  
 11/21/84 in 1st per. of 8-1 loss @ LA  
 11/13/82 in 2nd per. of 7-2 loss @ Que.

**At Home**

9 - 4/6/86 in 2nd per. of 9-7 win vs. NYI  
 8 - Accomplished 13 times, most recently 1/26/14 in 2nd per. of 7-3 loss vs. NYR  
 (franchise record)  
 9 - 4/6/86 in 2nd per. of 9-7 win vs. NYI  
 12/16/80 in 1st per. of 7-4 loss vs. Edm. @ Col.  
 11/23/78 in 3rd per. of 7-2 loss vs. Van. @ Col.

**On Road**

12 - 12/9/89 in 1st per. of 7-3 loss @ Hfd.  
 10 - 10/21/06 in 2nd per. of 8-1 loss @ Ott.  
 11/21/84 in 1st per. of 8-1 loss @ LA  
 11/13/82 in 2nd per. of 7-2 loss @ Que.

**MOST ASSISTS BOTH TEAMS**

16 - 12/9/89 in 1st per. of 7-3 loss @ Hfd. (Hfd. 12, NJ 4)  
 15 - 12/26/93 in 2nd per. of 8-3 loss @ NYR (NYR 9, NJ 6)  
 14 - Accomplished six times, most recently 4/6/96 in 2nd per. of 6-3 win @ Hfd. (NJ 10, Hfd. 4)  
 (franchise record)  
 16 - 12/9/89 in 1st per. of 7-3 loss @ Hfd. (Hfd. 12, NJ 4)  
 2/19/80 in 2nd per. of 8-6 win vs. Phi. @ Col. (Col. 8, Phi. 8)

**At Home**

14 - 3/7/93 in 3rd per. of 7-3 win vs. Phi. (NJ 10, Phi. 4)  
 13 - 1/15/92 in 2nd per. of 8-8 OT tie vs. Buf. (NJ 8, Buf. 5)  
 11/2/85 in 3rd per. of 6-5 OT win vs. NYR (NJ 9, NYR 4)  
 (franchise record)  
 16 - 2/19/80 in 2nd per. of 8-6 win vs. Phi. @ Col. (Col. 8, Phi. 8)

**On Road**

16 - 12/9/89 in 1st per. of 7-3 loss @ Hfd. (Hfd. 12, NJ 4)  
 15 - 12/26/93 in 2nd per. of 8-3 loss @ NYR (NYR 9, NJ 6)  
 14 - Accomplished five times, most recently 4/6/96 in 2nd per. of 6-3 win @ Hfd. (NJ 10, Hfd. 4)

**POINTS**

**MOST POINTS**

18 - 10/23/90 in 2nd per. of 8-1 win @ NYI (6g-12a)  
 17 - 3/10/90 in 2nd per. of 9-3 win vs. Que. (6g-11a)  
 1/7/84 in 3rd per. of 7-4 win @ Pit. (6g-11a)

**At Home**

17 - 3/10/90 in 2nd per. of 9-3 win vs. Que. (6g-11a)  
 16 - 3/7/93 in 3rd per. of 7-3 win vs. Phi. (6g-10a)  
 15 - Accomplished four times, most recently 11/1/08 in 2nd per. of 6-1 win vs. Atl. (5g-10a)

**On Road**

18 - 10/23/90 in 2nd per. of 8-1 win @ NYI (7g-11a)  
 17 - 1/7/84 in 3rd per. of 7-4 win @ Pit. (6g-11a)  
 16 - 4/6/96 in 2nd per. of 6-3 win @ Hfd. (6g-10a)

**MOST POINTS OPPONENT**

18 - 12/9/89 in 1st per. of 7-3 loss @ Hfd. (6g-12a)  
 15 - Accomplished four times, most recently 10/21/06 in 2nd per. of 8-1 loss @ Ott. (5g-10a)  
 (franchise record)  
 18 - 12/9/89 in 1st per. of 7-3 loss @ Hfd. (6g-12a)  
 2/18/78 in 3rd per. of 9-4 loss @ Mtl. (7g-11a)

**At Home**

14 - 4/6/86 in 2nd per. of 9-7 win vs. NYI (5g-9a)  
 13 - 1/11/86 in 2nd per. of 8-4 loss vs. Phi. (5g-8a)  
 10/25/84 in 2nd per. of 11-2 loss vs. NYR (5g-8a)  
 (franchise record)  
 14 - 4/6/86 in 2nd per. of 9-7 win vs. NYI (5g-9a)  
 12/16/81 in 1st per. of 7-4 loss vs. Edm. @ Col. (5g-9a)

**On Road**

18 - 12/9/89 in 1st per. of 7-3 loss @ Hfd. (6g-12a)  
 15 - Accomplished four times, most recently 10/21/06 in 2nd per. of 8-1 loss @ Ott. (5g-10a)  
 (franchise record)  
 18 - 12/9/89 in 1st per. of 7-3 loss @ Hfd. (6g-12a)  
 2/18/78 in 3rd per. of 9-4 loss @ Mtl. (7g-11a)

**MOST POINTS BOTH TEAMS**

24 - 12/9/89 in 1st per. of 7-3 loss @ Hfd. (Hfd. 6-12-18, NJ 2-4-6)  
 23 - 12/26/93 in 1st per. of 8-3 loss @ NYR (NYR 5-9-14, NJ 3-6-9)  
 22 - Accomplished four times, most recently 4/6/96 in 2nd per. of 6-3 win @ Hfd. (NJ 6-10-16, Hfd. 2-4-6)  
 (franchise record)  
 24 - 12/9/89 in 1st per. of 7-3 loss @ Hfd. (Hfd. 6-12-18, NJ 2-4-6)  
 2/19/80 in 2nd per. of 8-6 win vs. Phi. @ Col. (Col. 4-8-12, Phi. 4-8-12)

**At Home**

- 22 - 3/7/93 in 3rd per. of 7-3 win vs. Phi. (NJ 6-10-16, Phi. 2-4-6)
- 20 - 1/15/92 in 2nd per. of 8-8 OT tie vs. Buf. (NJ 4-8-12, Buf. 3-5-8)
- 11/2/85 in 3rd per. of 6-5 OT win vs. NYR (NJ 5-9-14, NYR 2-4-6)

(franchise record)

- 24 - 2/19/80 in 2nd per. of 8-6 win vs. Phi. @ Col. (Col. 4-8-12, Phi. 4-8-12)

**On Road**

- 24 - 12/9/89 in 1st per. of 7-3 loss @ Hfd. (Hfd. 6-12-18, NJ 2-4-6)
- 23 - 12/26/93 in 1st per. of 8-3 loss @ NYR (NYR 5-9-14, NJ 3-6-9)
- 22 - 4/6/96 in 2nd per. of 6-3 win @ Hfd. (NJ 6-10-16, Hfd. 2-4-6)
- 11/26/93 in 2nd per. of 6-6 OT tie @ StL. (NJ 5-9-14, StL. 3-5-8)
- 2/9/93 in 1st per. of 8-5 loss @ Det. (Det. 5-9-14, NJ 3-5-8)

**PENALTY MINUTES**

**MOST PENALTY MINUTES**

- 86 - 4/3/24 in 1st per. of 4-3 loss @ NYR
- 81 - 10/8/93 in 3rd per. of 6-3 win @ Wsh.
- 72 - 1/22/88 in 3rd per. of 7-3 loss @ Buf.
- 62 - 1/4/88 in 2nd per. of 6-3 loss vs. LA (franchise record)
- 96 - 1/3/81 in 3rd per. of 4-1 win vs. Bos. @ Col.

**At Home**

- 62 - 1/4/88 in 2nd per. of 6-3 loss vs. LA
- 60 - 1/14/91 in 2nd per. of 4-1 loss vs. LA
- 1/24/87 in 3rd per. of 4-3 win vs. Phi.

(franchise record)

- 96 - 1/3/81 in 3rd per. of 4-1 win vs. Bos. @ Col.

**On Road**

- 86 - 4/3/24 in 1st per. of 4-3 loss @ NYR
- 81 - 10/8/93 in 3rd per. of 6-3 win @ Wsh.
- 72 - 1/22/88 in 3rd per. of 7-3 loss @ Buf.
- 62 - 10/23/89 in 2nd per. of 5-4 win @ Tor. (franchise record)
- 93 - 12/6/80 in 3rd per. of 8-6 loss @ Wsh.

**MOST PENALTY MINUTES OPPONENT**

- 78 - 10/8/93 in 3rd per. of 6-3 win @ Wsh.
- 76 - 4/3/24 in 1st per. of 4-3 loss @ NYR
- 70 - 1/24/87 in 3rd per. of 4-3 win vs. Phi.
- 62 - 1/4/88 in 2nd per. of 6-3 loss vs. LA (franchise record)
- 112 - 1/3/81 in 3rd per. of 4-1 win vs. Bos. @ Col.

**At Home**

- 70 - 1/24/87 in 3rd per. of 4-3 win vs. Phi.
- 62 - 1/4/88 in 2nd per. of 6-3 loss vs. LA
- 59 - 1/4/94 in 3rd per. of 6-3 win vs. NYI (franchise record)
- 112 - 1/3/81 in 3rd per. of 4-1 win vs. Bos. @ Col.

**On Road**

- 78 - 10/8/93 in 3rd per. of 6-3 win @ Wsh.
- 76 - 4/3/24 in 1st per. of 4-3 loss @ NYR
- 60 - 10/23/89 in 2nd per. of 5-4 win @ Tor.
- 55 - 10/15/88 in 1st per. of 8-5 loss @ Wsh. (franchise record)
- 101 - 12/6/80 in 3rd per. of 8-6 loss @ Wsh.

**MOST PENALTY MINUTES BOTH TEAMS**

- 162 - 3/2/24 in 1st per. of 4-3 loss @ NYR
- 159 - 10/8/93 in 3rd per. of 6-3 win @ Wsh. (NJ 81, Wsh. 78)
- 130 - 1/24/87 in 3rd per. of 4-3 win vs. Phi. (Phi. 70, NJ 60)
- 124 - 1/4/88 in 2nd per. of 6-3 loss vs. LA (NJ 62, LA 62) (franchise record)
- 208 - 1/3/81 in 3rd per. of 4-1 win vs. Bos. @ Col. (Bos. 112, Col. 96)

**At Home**

- 130 - 1/24/87 in 3rd per. of 4-3 win vs. Phi. (Phi. 70, NJ 60)
- 124 - 1/4/88 in 2nd per. of 6-3 loss vs. LA (NJ 62, LA 62)
- 108 - 11/11/98 in 3rd per. of 3-0 win vs. Mtl. (NJ 59, Mtl. 49) (franchise record)
- 208 - 1/3/81 in 3rd per. of 4-1 win vs. Bos. @ Col. (Bos. 112, Col. 96)

**On Road**

- 162 - 3/2/24 in 1st per. of 4-3 loss @ NYR
- 159 - 10/8/93 in 3rd per. of 6-3 win @ Wsh. (NJ 81, Wsh. 78)
- 120 - 10/23/89 in 2nd per. of 5-4 win @ Tor. (NJ 60, Tor. 60)
- 112 - 1/22/88 in 3rd per. of 7-3 loss @ Buf. (NJ 72, Buf. 40) (franchise record)
- 194 - 12/6/80 in 3rd per. of 8-6 loss @ Wsh. (Wsh. 101, Col. 93)

**SHOTS**

**MOST SHOTS**

- 27 - 10/28/95 in 2nd per. of 5-3 loss vs. Pit.
- 25 - 3/23/04 in 3rd per. of 4-3 OT win @ Fla.
- 3/29/93 in 2nd per. of 5-0 win vs. SJ

**At Home**

- 27 - 10/28/95 in 2nd per. of 5-3 loss vs. Pit.
- 25 - 3/29/93 in 2nd per. of 5-0 win vs. SJ
- 23 - 12/6/97 in 1st per. of 4-2 win vs. TB
- 1/2/90 in 1st per. of 5-3 win vs. Buf.
- 2/7/87 in 2nd per. of 3-2 win vs. Phi.

**On Road**

- 25 - 3/23/04 in 3rd per. of 4-3 OT win @ Fla.
- 24 - 12/19/09 in 1st per. of 5-4 win @ Atl.
- 23 - 1/21/99 in 1st per. of 3-2 win @ LA
- 10/29/96 in 3rd per. of 5-2 loss @ Bos.
- 11/21/95 in 3rd per. of 4-3 loss @ Fla. (franchise record)

- 25 - 3/23/04 in 3rd per. of 4-3 OT win @ Fla.
- 12/18/76 in 3rd per. of 4-2 loss @ Tor.

**MOST SHOTS OPPONENT**

- 26 - 1/22/86 in 1st per. of 6-6 OT tie @ Cgy.
- 25 - 1/6/17 in 3rd per. of 4-2 loss vs TOR
- 10/8/09 in 2nd per. of 4-3 SO win @ TB
- 24 - 2/4/12 in 3rd per. of 6-4 win @ Phi.
- 12/1/92 in 2nd per. of 8-3 win vs. Tor.
- 11/6/83 in 2nd per. of 6-3 win vs. Chi.

**At Home**

- 24 - 12/1/92 in 2nd per. of 8-3 win vs. Tor.
- 11/6/83 in 2nd per. of 6-3 win vs. Chi.
- 23 - 2/24/90 in 2nd per. of 3-2 win vs. Chi.
- 2/18/87 in 2nd per. of 6-3 loss vs. Hfd.

**On Road**

- 26 - 1/22/86 in 1st per. of 6-6 OT tie @ Cgy.
- 25 - 3/26/24 in 1st per. of 6-3 win @ TOR
- 10/8/09 in 2nd per. of 4-3 SO win @ TB
- 24 - 2/4/12 in 3rd per. of 6-4 win @ Phi.

**MOST SHOTS BOTH TEAMS**

- 38 - 1/20/93 in 2nd per. of 3-2 loss @ Mtl. (Mtl. 20, NJ 18)
- 37 - 3/6/84 in 3rd per. of 6-5 win vs. Pit. (Pit. 22, NJ 15)
- 36 - Accomplished four times, most recently 10/28/95 in 2nd per. of 5-3 loss vs. Pit. (NJ 27, Pit. 9)

**At Home**

- 37 - 3/6/84 in 3rd per. of 6-5 win vs. Pit. (Pit. 22, NJ 15)
- 36 - 10/28/95 in 2nd per. of 5-3 loss vs. Pit. (NJ 27, Pit. 9)
- 1/2/90 in 1st per. of 5-3 win vs. Buf. (NJ 23, Buf. 13)

**On Road**

- 38 - 1/20/93 in 2nd per. of 3-2 loss @ Mtl. (Mtl. 20, NJ 18)
- 36 - 2/9/93 in 1st per. of 8-5 loss @ Det. (Det. 21, NJ 15)
- 1/22/86 in 1st per. of 6-6 OT tie @ Cgy. (Cgy. 26, NJ 10)

**FEWEST SHOTS**

- 0 - 1/7/83 in 3rd per. of 2-2 tie vs. Bos.
- 1 - Accomplished 18 times, most recently 1/31/15 in 2nd per. of 3-1 win vs. Fla. (franchise record)
- 0 - 1/7/83 in 3rd per. of 2-2 tie vs. Bos.
- 3/21/76 in 3rd per. of 3-1 loss @ Buf.

**At Home**

- 0 - 1/7/83 in 3rd per. of 2-2 tie vs. Bos.
- 1 - Accomplished eight times, most recently 1/31/15 in 2nd per. of 3-1 win vs. Fla.

**On Road**

- 1 - Accomplished ten times, most recently 1/16/15 in 2nd per. of 5-1 loss @ Ana. (franchise record)
- 0 - 3/21/76 in 3rd per. of 3-1 loss @ Buf.

**FEWEST SHOTS OPPONENT**

- 0 - 10/29/02 in 3rd per. of 2-1 loss vs. Car.
- 10/10/98 in 1st per. of 2-1 loss @ Chi.
- 1/6/17 in 3rd per. in 4-2 loss vs TOR
- 1 - Accomplished 27 times, most recently 4/5/22 in 2nd per. of 3-1 loss vs NYR

**At Home**

- 0 - 1/6/17 in 3rd per. of 4-2 loss vs TOR
- 10/29/02 in 3rd per. of 2-1 loss vs. Car.
- 1 - Accomplished 15 times, most recently 4/10/11 in 2nd per. of 3-2 win vs. Bos.

**On Road**

- 0 - 10/10/98 in 1st per. of 2-1 loss @ Chi.
- 1 - Accomplished nine times, most recently 12/13/11 in 3rd per. of 3-2 SO win @ Fla.

## CAREER

## MOST SEASONS

- 20 - Martin Brodeur
- 18 - Ken Daneyko
- 17 - Patrik Elias

## MOST GAMES PLAYED

- 1283 - Ken Daneyko
- 1259 - Martin Brodeur
- 1240 - Patrik Elias

## MOST GOALS

- 408 - Patrik Elias
- 347 - John MacLean
- 202 - Bobby Holik

## By Defenseman

- 112 - Scott Niedermayer
- 93 - Scott Stevens
- 83 - Bruce Driver

## MOST ASSISTS

- 617 - Patrik Elias
- 364 - Scott Niedermayer
- 361 - Scott Gomez

## By Defenseman

- 364 - Scott Niedermayer
- 337 - Scott Stevens
- 316 - Bruce Driver

## MOST POINTS

- 1025 - Patrik Elias (408g-617a)
- 701 - John MacLean (347g-354a)
- 520 - Kirk Muller (185g-335a)

## By Defenseman

- 476 - Scott Niedermayer (112g-364a)
- 430 - Scott Stevens (93g-337a)
- 399 - Bruce Driver (83g-316a)

## MOST POWER PLAY GOALS

- 113 - Patrik Elias
- 92 - John MacLean
- 69 - Kirk Muller

## By Defenseman

- 51 - Scott Niedermayer
- 33 - Bruce Driver
- 28 - Scott Stevens

## MOST POWER PLAY POINTS

- 333 - Patrik Elias (113g-220a)
- 197 - John MacLean (92g-105a)
- 189 - Scott Niedermayer (51g-138a)

## By Defenseman

- 189 - Scott Niedermayer (51g-138a)
- 168 - Bruce Driver (33g-135a)
- 139 - Brian Rafalski (19g-120a)

## MOST SHORTHANDED GOALS

- 17 - John Madden
- 16 - Patrik Elias
- 13 - Adam Henrique

## MOST GAME-WINNING GOALS

- 80 - Patrik Elias
- 55 - John MacLean
- 43 - Bobby Holik

## MOST OVERTIME GOALS

- 16 - Patrik Elias
- 8 - Scott Niedermayer
- 7 - Zach Parise

## MOST GAME-DECIDING GOALS

- 10 - Patrik Elias
- 9 - Zach Parise
- 8 - Ilya Kovalchuk

## MOST GAME-TYING GOALS

- 6 - Stephane Richer
- 5 - Bobby Holik, Claude Lemieux, John MacLean

(franchise record)

- 9 - Wilf Paiement

## MOST HAT TRICKS

- 8 - Patrik Elias (1 4-goal game)
- 6 - John MacLean
- 5 - Pat Verbeek (1 4-goal game)

## HIGHEST PLUS/MINUS

- 282 - Scott Stevens
- 172 - Scott Niedermayer
- Patrik Elias

## By Defenseman

- 282 - Scott Stevens
- 172 - Scott Niedermayer
- 100 - Brian Rafalski

## MOST PENALTY MINUTES

- 2519 - Ken Daneyko
- 1418 - Randy McKay
- 1168 - John MacLean

## By Defenseman

- 2519 - Ken Daneyko
- 1007 - Scott Stevens
- 886 - Joe Cirella

## MOST MINOR PENALTIES

- 717 - Ken Daneyko
- 409 - John MacLean
- 374 - Bobby Holik

## MOST MAJOR PENALTIES

- 138 - Randy McKay
- 123 - Ken Daneyko
- 65 - Mike Peluso

## MOST MISCONDUCT PENALTIES

- 47 - Ken Daneyko
- 26 - Randy McKay
- 21 - Pat Verbeek

## GOALTENDING

## MOST SEASONS

- 20 - Martin Brodeur
- 10 - Chris Terreri
- 5 - Cory Schneider

## MOST GAMES PLAYED

- 1259 - Martin Brodeur
- 302 - Chris Terreri
- 272 - Cory Schneider

## MOST MINUTES PLAYED

- 74083 - Martin Brodeur
- 21193 - Cory Schneider
- 16561 - Chris Terreri

## MOST VICTORIES

- 688 - Martin Brodeur
- 118 - Chris Terreri
- 106 - Cory Schneider

## MOST DEFEATS

- 394 - Martin Brodeur
- 118 - Chris Terreri
- 113 - Glenn Resch

## MOST TIES

- 105 - Martin Brodeur
- 34 - Chris Terreri
- 23 - Sean Burke

## BEST GAA (2 seasons)

- 2.24 - Martin Brodeur
- 2.41 - Cory Schneider
- 2.42 - Johan Hedberg

## MOST SHUTOUTS

- 124 - Martin Brodeur
- 15 - Cory Schneider
- 8 - Johan Hedberg

## SEASON

## MOST GOALS

- 48 - Brian Gionta: 2005-06
- 46 - Pat Verbeek: 1987-88
- 45 - Zach Parise: 2008-09
- John MacLean: 1990-91

## By Left Wing

- 45 - Zach Parise: 2008-09
- 40 - Patrik Elias: 2000-01
- 39 - Taylor Hall: 2017-18

## By Center

- 43 - Jack Hughes: 2022-23
- 37 - Alexander Semak: 1992-93
- Kirk Muller: 1987-88
- 35 - Greg Adams: 1985-86

## By Right Wing

- 48 - Brian Gionta: 2005-06
- 46 - Pat Verbeek: 1987-88
- 45 - John MacLean: 1990-91

## By Defenseman

- 22 - Dougie Hamilton: 2022-23
- 18 - Scott Stevens: 1993-94
- 17 - Scott Stevens: 1991-92
- Dave Pichette: 1984-85

(franchise record)

- 22 - Barry Beck: 1977-78
- D. Hamilton: 2022-23

## By Rookie

- 21 - Kevin Todd: 1991-92
- Jeff Larmer: 1982-83
- 20 - Pat Verbeek: 1983-84

(franchise record)

- 30 - Paul Gardner: 1976-77

## MOST ASSISTS

- 60 - Scott Stevens: 1993-94
- 57 - Aaron Broten, Kirk Muller: 1987-88

## By Left Wing

- 57 - Aaron Broten: 1987-88
- 56 - Patrik Elias: 2000-01
- Kirk Muller: 1989-90

## By Center

- 57 - Kirk Muller: 1987-88
- 56 - Scott Gomez: 2003-04
- Jack Hughes: 2022-23
- 52 - Patrik Elias: 2011-12

## By Right Wing

- 51 - Claude Lemieux: 1992-93
- 46 - Ilya Kovalchuk: 2011-12
- Petr Sykora: 2000-01

(franchise record)

- 56 - Wilf Paiement: 1977-78

## By Defenseman

- 60 - Scott Stevens: 1993-94
- 52 - ougie Hamilton: 2022-23
- 50 - Tom Kurvers: 1988-89
- 47 - Brian Rafalski: 2006-07

## By Rookie

- 51 - Scott Gomez: 1999-00
- 42 - Kevin Todd: 1991-92
- 39 - Will Butcher: 2017-18

## MOST POINTS

- 99 - Jack Hughes (43g-56a): 2022-23
- 96 - Patrik Elias (40g-56a): 2000-01
- 94 - Zach Parise (45g-49a): 2008-09
- Kirk Muller (37g-57a): 1987-88
- 93 - Taylor Hall (39g-54a): 2017-18

**By Left Wing**

- 96 - Patrik Elias (40g-56a): 2000-01
- 94 - Zach Parise (45g-49a): 2008-09
- 93 - Taylor Hall (39g-54a): 2017-18

**By Center**

- 99 - Jack Hughes (44g-56a): 2022-23
- 94 - Kirk Muller (37g-57a): 1987-88
- 84 - Scott Gomez (33g-51a): 2005-06

**By Right Wing**

- 89 - Brian Gionta (48g-41a): 2005-06
- 87 - John MacLean (42g-45a): 1988-89
- 83 - Ilya Kovalchuk (37g-46a): 2011-12
- Alexander Mogilny (43g-40a): 2000-01

**By Defenseman**

- 78 - Scott Stevens (18g-60a): 1993-94
- 66 - Tom Kurvers (16g-50a): 1988-89
- 59 - Scott Stevens (17g-42a): 1991-92

**By Rookie**

- 70 - Scott Gomez (19g-51a): 1999-00
- 63 - Kevin Todd (21g-42a): 1991-92
- 54 - Kirk Muller (17g-37a): 1984-85

**MOST POINTS AT HOME**

- 58 - Zach Parise (22g-36a): 2008-09
- Patrik Elias (22g-36a): 2000-01
- 54 - Jack Hughes (22g-32a): 2022-23

**By Defenseman**

- 41 - Tom Kurvers (9g-32a): 1988-89
- Dougie Hamilton (14g-27a): 2022-23
- 37 - Scott Niedermayer (9g-28a): 1997-98
- Dave Pichette (10g-27a): 1984-85

**By Rookie**

- 34 - Scott Gomez (8g-26a): 1999-00
- 32 - Kevin Todd (12g-20a): 1991-92
- 29 - Pat Verbeek (12g-17a): 1983-84

**MOST POINTS ON ROAD**

- 49 - Kirk Muller (16g-33a): 1989-90
- 46 - John MacLean (25g-21a): 1989-90
- John MacLean (23g-23a): 1988-89

**By Defenseman**

- 43 - Scott Stevens (10g-33a): 1993-94
- 33 - Dougie Hamilton (8g-25a): 2022-23
- 29 - Bruce Driver (9g-20a): 1992-93
- Bruce Driver (4g-25a): 1989-90

**By Rookie**

- 36 - Scott Gomez (11g-25a): 1999-00
- 31 - Kevin Todd (9g-22a): 1991-92
- 30 - Kirk Muller (9g-21a): 1984-85

**MOST SHOTS**

- 364 - Zach Parise: 2008-09
- 347 - Zach Parise: 2009-10
- 336 - Jack Hughes: 2022-23

**By Defenseman**

- 275 - Dougie Hamilton: 2022-23
- 215 - Scott Stevens: 1993-94
- 205 - Bruce Driver: 1991-92

**MOST PENALTY MINUTES**

- 295 - Krzysztof Oliwa: 1997-98
- 283 - Ken Daneyko: 1988-89
- 249 - Ken Daneyko: 1990-91
- David Maley: 1988-89

**By Defenseman**

- 283 - Ken Daneyko: 1988-89
- 249 - Ken Daneyko: 1990-91
- 239 - Ken Daneyko: 1987-88

**MOST POWER PLAY GOALS**

- 24 - Brian Gionta: 2005-06
- 19 - John MacLean: 1990-91
- 17 - Kirk Muller: 1987-88
- Pat Verbeek: 1986-87

**MOST POWER PLAY POINTS**

- 37 - Kirk Muller (17g-20a): 1987-88
- 36 - Tapio Levo (5g-31a): 1982-83
- 35 - Claude Lemieux (13g-22a): 1992-93

**MOST SHORTHANDED GOALS**

- 6 - John Madden: 1999-00
- 5 - Brian Rolston: 1998-99
- 4 - Accomplished four times, most recently
- Ilya Kovalchuk: 2012-13

**MOST GAME-WINNING GOALS**

- 11 - John MacLean: 1989-90
- 10 - Brian Gionta: 2005-06
- 9 - Accomplished six times, most recently
- Nico Hischier: 2022-23

**MOST OVERTIME GOALS**

- 4 - Ilya Kovalchuk: 2010-11
- Patrik Elias: 2003-04
- Scott Niedermayer: 2001-02

**MOST GAME-DETERMINING GOALS**

- 7 - Ilya Kovalchuk: 2011-12
- 5 - Viktor Kozlov: 2005-06
- 3 - Jacob Josefson: 2014-15
- Zach Parise: 2007-08
- John Madden: 2006-07

**MOST GAME-TYING GOALS**

- 3 - Accomplished four times, most recently
- Stephane Richer: 1993-94
- (franchise record)
- 5 - Lanny McDonald: 1979-80

**MOST HAT TRICKS**

- 3 - Patrik Elias: 2000-01
- John MacLean: 1988-89
- Kirk Muller: 1987-88

**HIGHEST PLUS/MINUS**

- 53 - Scott Stevens: 1993-94
- 45 - Patrik Elias: 2000-01
- 41 - Tomas Tatar: 2022-23

**By Defenseman**

- 53 - Scott Stevens: 1993-94
- 40 - Scott Stevens: 2000-01
- 36 - Brian Rafalski: 2000-01

**GOALTENDING****MOST GAMES PLAYED**

- 78 - Martin Brodeur: 2006-07
- 77 - Martin Brodeur: 2009-10, 2007-08, 1995-96

**MOST MINUTES PLAYED**

- 4697 - Martin Brodeur: 2006-07
- 4635 - Martin Brodeur: 2007-08
- 4555 - Martin Brodeur: 2003-04

**MOST VICTORIES**

- 48 - Martin Brodeur: 2006-07
- 45 - Martin Brodeur: 2009-10
- 44 - Martin Brodeur: 2007-08

**MOST DEFEATS**

- 35 - Glenn Resch: 1982-83
- 31 - Cory Schneider: 2014-15
- Sean Burke: 1988-89
- Glenn Resch: 1983-84

(franchise record)

- 39 - Denis Herron: 1975-76

**MOST TIES**

- 13 - Martin Brodeur: 1996-97
- 12 - Martin Brodeur: 1995-96
- Glenn Resch: 1982-83

**BEST GAA (26 GPI)**

- 1.88 - Martin Brodeur: 1996-97
- 1.89 - Martin Brodeur: 1997-98
- 1.97 - Cory Schneider: 2013-14

**MOST SHUTOUTS**

- 12 - Martin Brodeur: 2006-07
- 11 - Martin Brodeur: 2003-04
- 10 - Martin Brodeur: 1997-98, 1996-97

**MOST PENALTY MINUTES**

- 54 - Sean Burke: 1988-89
- 38 - Sean Burke: 1989-90
- 31 - Corey Schwab: 1995-96

**GAME****MOST GOALS**

- 4 - Accomplished five times, most recently Dainius Zubrus, 11/23/08 @ TB
- (franchise record)

- 4 - Accomplished six times, most recently Dainius Zubrus, 11/23/08 @ TB

**By Defenseman**

- 3 - Uli Hiemer, 10/31/84 vs. Pit.
- 2 - Accomplished 45 times, most recently
- Dougie Hamilton, 2/9/23 vs SEA
- (franchise record)

- 3 - Uli Hiemer, 10/31/84 vs. Pit.
- Barry Beck, 12/17/77 vs. Min. @ Col.

**By Rookie**

- 3 - Scott Gomez, 12/26/00 vs. NYR  
Uli Hiemer, 10/31/84 vs. Pit.
- 2 - Accomplished 81 times, most recently  
Nolan Foote, 4/26/22 @ OTT  
(franchise record)
- 3 - Accomplished four times, most recently  
Scott Gomez, 12/26/00 vs. NYR

**MOST ASSISTS**

- 5 - Accomplished four times, most recently Scott Gomez, 3/30/03 vs. NYI

**By Defenseman**

- 5 - Tom Kurvers, 2/13/89 vs. Tor.
- 4 - Accomplished five times, most recently  
Viacheslav Fetisov, 3/29/90 vs. NYR

**By Rookie**

- 4 - Zdeno Ciger, 1/24/91 vs. Que.  
Viacheslav Fetisov, 3/29/90 vs. NYR  
Bruce Driver, 12/15/84 vs. Que.

**MOST POINTS**

- 6 - Kirk Muller (3g-3a), 10/29/86 @ Pit.
- 5 - Accomplished 24 times, most recently  
Patrik Elias (3g-2a), 4/5/06 vs. Pit.

**By Defenseman**

- 5 - Viacheslav Fetisov (1g-4a), 3/29/90 vs. NYR  
Tom Kurvers (5a), 2/13/89 vs. Tor.  
Bruce Driver (1g-4a), 12/23/86 @ NYR  
(franchise record)
- 5 - Accomplished four times, most recently  
Viacheslav Fetisov (1g-4a), 3/29/90 vs. NYR

**PERIOD****MOST GOALS**

- 3 - Accomplished eight times, most recently  
Brian Gionta, 10/12/06 vs. Tor. (3rd)  
(franchise record)
- 3 - Accomplished nine times, most recently  
Brian Gionta, 10/12/06 vs. Tor. (3rd)

**MOST ASSISTS**

- 4 - Paul Gagne, 2/9/86 @ Hfd. (3rd)
- 3 - Accomplished 33 times, most recently  
John Marino, 4/6/23 vs. CBJ (3rd)

**STREAKS****MOST CONSECUTIVE GAMES PLAYED**

- 401 - Travis Zajac, 10/26/06-4/10/11
- 388 - Ken Daneyko, 11/4/89-3/29/94
- 350 - Andy Greene, 3/6/12-1/3/17
- 328 - Sergei Brylin, 10/8/03-4/6/08

**MOST CONSECUTIVE GAMES SCORING GOALS**

- 6 - Accomplished seven times, most recently  
Adam Henrique (9g), 2/27-3/8/14  
(franchise record)
- 8 - Paul Gardner (11g), 10/19-11/5/79
- 8 - Dawson Mercer (10g), 2/16/-3/3/23

**MOST CONSECUTIVE GAMES WITH ASSISTS**

- 9 - Petr Sykora (13a), 3/21-4/6/01
- 8 - Brian Rafalski (9a), 3/22-4/5/07  
Aaron Broten (8a), 12/20/84-1/5/85

**MOST CONSECUTIVE GAMES WITH POINTS**

- 19 - Taylor Hall (13g-13a-26pts), 1/30-3/6/18
- \*Came in 26 personal appearances, 1/2-3/6/18 (18g-20a-38pts)
- 15 - Brian Gionta (12g-13a-25pts), 3/21-4/18/06  
Patrik Elias (15g-9a-24pts), 12/27/99-1/28/00
- 13 - Patrik Elias (12g-13a-25pts), 3/13-4/6/01  
Petr Sykora (6g-17a-23pts), 3/13-4/6/01

**MOST POINTS TWO CONSECUTIVE GAMES**

- 8 - Accomplished four times, most recently  
Kirk Muller (1g-7a), 3/12-20/88  
(franchise record)
- 8 - Accomplished five times, most recently  
Kirk Muller (1g-7a), 3/12-20/88

**MOST POINTS THREE CONSECUTIVE GAMES**

- 11 - Patrik Elias (6g-5a), 2/21-25/04
- 10 - Scott Gomez (2g-8a), 2/21-25/04  
Patrik Sundstrom (2g-8a), 12/12-15/89  
Brendan Shanahan (5g-5a), 2/9-13/89  
(franchise record)
- 11 - Patrik Elias (6g-5a), 2/21-25/04  
Paul Gardner (5g-6a), 10/28-11/2/77

**By Rookie**

- 5 - Viacheslav Fetisov (1g-4a), 3/29/90 vs. NYR
- 4 - Accomplished seven times, most recently  
Brian Gionta (1g-3a), 4/13/02 @ Wsh.

**MOST SHOTS**

- 14 - Claude Lemieux, 12/3/92 @ Ott.
- 12 - Bruce Driver, 2/17/90 @ Tor.
- 11 - John MacLean, 12/19/95 vs. Phi.  
Bill Guerin, 3/3/94 @ TB  
Bobby Holik, 11/14/92 @ Wsh.

**By Defenseman**

- 12 - Bruce Driver, 2/17/90 @ Tor.
- 9 - Accomplished 5 times, most recently  
Doug Hamilton, 3/21/23 vs. MIN.

**HIGHEST PLUS/MINUS**

- 6 - Scott Stevens, 10/8/93 @ Wsh.  
Claude Lemieux, 1/4/92 vs. NYR
- 5 - Accomplished 5 times, most recently  
Andreas Johnsson, 11/28/21 vs. PHI

**By Defenseman**

- 6 - Scott Stevens, 10/8/93 @ Wsh.
- 5 - Accomplished 12 times, most recently  
Scott Stevens, 4/3/01 @ Wsh.

**MOST PENALTY MINUTES**

- 42 - John MacLean (min., 2 maj., misc., game, gross), 12/11/90 @ NYI
- 37 - Viacheslav Fetisov (min., maj., 2 misc., game), 1/22/93 vs. Mtl.
- 35 - Randy McKay (3 maj., 2 games), 12/10/91 @ Min.

**MOST POINTS**

- 4 - Accomplished eight times, most recently  
Travis Zajac (1g-3a), 1/21/16 vs. Ott  
(franchise record)
- 4 - Accomplished nine times, most recently  
Ilya Kovalchuk (1g-3a), 3/23/10 vs. CBJ

**GOALTENDING****MOST CONSECUTIVE GAMES PLAYED**

- 57 - Martin Brodeur, 12/15/95-10/18/96
- 51 - Martin Brodeur, 1/8-11/1/08
- 40 - Martin Brodeur, 11/7/09-1/31/10

**MOST CONSECUTIVE GAMES STARTED**

- 51 - Martin Brodeur, 1/8-11/1/08
- 49 - Martin Brodeur, 1/3-10/18/96
- 33 - Martin Brodeur, 11/25/09-1/31/10

**MOST CONSECUTIVE VICTORIES**

- 12 - Martin Brodeur, 10/23-11/20/97
- 11 - Martin Brodeur, 3/28-4/18/06  
Martin Brodeur, 2/26-3/21/01
- 10 - Vitek Vanecek, 12/3/22-2/6/23

**MOST CONSECUTIVE GAMES UNBEATEN**

- 14 - Martin Brodeur (10-0-4), 12/20/00-1/24/01  
Martin Brodeur (12-0-2), 12/26/99-1/26/00  
Martin Brodeur (8-0-6), 1/14-2/20/97

**LONGEST SHUTOUT STREAK**

- 213:52 - Martin Brodeur, 3/25-4/8/97
- 189:58 - Martin Brodeur, 11/2-12/96
- 170:06 - Martin Brodeur, 1/30-2/7/98





2024-25 NEW JERSEY DEVILS

# PLAYOFF HISTORY

 Prudential Center

TEAM PLAYOFF RECORDS

| Rk | Team          | GP | W  | L | T | OW | OL | W-L% | G  | GA | DIFF |
|----|---------------|----|----|---|---|----|----|------|----|----|------|
| 1  | Florida       | 24 | 16 | 8 | 0 | 2  | 2  | .667 | 73 | 62 | 9    |
| 2  | Edmonton      | 15 | 10 | 0 | 0 | 2  | 1  | .600 | 86 | 65 | 21   |
| 3  | NY Rangers    | 10 | 6  | 0 | 0 | 4  | 1  | .625 | 47 | 42 | 5    |
| 4  | Dallas        | 10 | 9  | - | 0 | 2  | 2  | .526 | 52 | 48 | 4    |
| 5  | Vancouver     | 7  | 6  | 0 | 0 | 1  | 1  | .538 | 33 | 36 | -3   |
| 6  | Boston Bruins | 6  | 7  | 0 | 0 | 1  | 1  | .462 | 31 | 31 | -    |
| 7  | Carolina      | 6  | 5  | 0 | 0 | 0  | 3  | .545 | 38 | 32 | 6    |
| 8  | Colorado      | 6  | 5  | 0 | 0 | 1  | 1  | .545 | 43 | 37 | 6    |
| 9  | Toronto       | 3  | 4  | 0 | 0 | 1  | 1  | .429 | 12 | 18 | -6   |
| 10 | Vegas         | 3  | 4  | 0 | 0 | 0  | 1  | .429 | 16 | 16 | -    |
| 11 | Nashville     | 1  | 4  | 0 | 0 | 0  | 1  | .333 | 12 | 13 | -1   |
| 12 | NY Islanders  | 1  | 4  | 0 | 0 | 1  | 0  | .200 | 12 | 19 | -7   |
| 13 | Tampa Bay     | 1  | 4  | 0 | 0 | 0  | 1  | .200 | 14 | 20 | -6   |
| 14 | Los Angeles   | 1  | 4  | 0 | 0 | 1  | 0  | .200 | 13 | 22 | -9   |
| 15 | Winnipeg      | 1  | 4  | 0 | 0 | 0  | 0  | .200 | 15 | 28 | -13  |
| 16 | Washington    | 0  | 4  | 0 | 0 | 0  | 0  | .000 | 7  | 15 | 11   |

STANLEY CUP PLAYOFF RESULTS

|                   |        |  |                              |
|-------------------|--------|--|------------------------------|
| Final             | Jun 8  | Florida Panthers over Edmonton Oilers..... | FLA defeats EDM in 7 GP, 4-3 |
| Conference Finals | May 22 | Florida over NY Rangers.....               | FLA defeats NYR in 6 GP, 4-2 |
| Conference Finals | May 23 | Edmonton over Dallas .....                 | EDM defeats DAL in 6 GP, 4-2 |
| 2nd Round         | May 6  | Florida over Boston .....                  | FLA defeats BOS in 6 GP, 4-2 |
| 2nd Round         | May 5  | NY Rangers over Carolina .....             | NYR defeats CAR in 6 GP, 4-2 |
| 2nd Round         | May 7  | Dallas over Colorado .....                 | DAL defeats COL in 6 GP, 4-2 |
| 2nd Round         | May 8  | Edmonton over Vancouver .....              | VAN defeats EDM in 7 GP, 4-3 |
| 1st Round         | Apr 21 | Florida over Tampa.....                    | FLA defeats TBL in 5 GP, 4-1 |
| 1st Round         | Apr 20 | Boston over Toronto.....                   | BOS defeats TOR in 7 GP, 4-3 |
| 1st Round         | Apr 21 | NY Rangers over Washington .....           | NYR defeats WSH in 4 GP, 4-0 |
| 1st Round         | Apr 20 | Carolina over NY Islanders.....            | CAR defeats NYI in 5 GP, 4-1 |
| 1st Round         | Apr 22 | Dallas over Vegas .....                    | DAL defeats VGK in 7 GP, 4-3 |
| 1st Round         | Apr 21 | Colorado over Winnipeg .....               | COL defeats WPG in 5 GP, 4-1 |
| 1st Round         | Apr 21 | Vancouver over Nashville .....             | VAN defeats NSH in 6 GP, 4-2 |
| 1st Round         | Apr 22 | Edmonton over Los Angeles .....            | EDM defeats LAK in 5 GP, 4-1 |

PLAYOFF SCORING LEADERS

| Rk | Player              | Tm  | GP | G  | A  | PTS | +/- | PIM |
|----|---------------------|-----|----|----|----|-----|-----|-----|
| 1  | Connor McDavid      | EDM | 25 | 8  | 34 | 42  | +12 | 10  |
| 2  | Evan Bouchard       | EDM | 25 | 6  | 26 | 32  | +14 | 22  |
| 3  | Leon Draisaitl      | EDM | 25 | 10 | 21 | 31  | 0   | 14  |
| 4  | Zach Hyman          | EDM | 24 | 8  | 14 | 22  | +12 | 12  |
| 5  | Aleksander Barkov   | FLA | 24 | 8  | 14 | 22  | -1  | 8   |
| 6  | Ryan Nugent-Hopkins | EDM | 25 | 7  | 15 | 22  | -2  | 8   |
| 7  | Matthew Tkachuk     | FLA | 24 | 6  | 16 | 22  | 0   | 31  |
| 8  | Carter Verhaeghe    | FLA | 24 | 11 | 10 | 21  | -5  | 20  |
| 9  | Vincent Trochek     | NYR | 16 | 8  | 12 | 20  | +3  | 10  |
| 10 | Anton Lundell       | FLA | 24 | 3  | 14 | 17  | +8  | 12  |

DEFENSEMEN SCORING LEADERS

| PLAYER          | TEAM | GP | G | A  | PTS | +/- | PIM |
|-----------------|------|----|---|----|-----|-----|-----|
| Evan Bouchard   | EDM  | 25 | 6 | 26 | 32  | +14 | 22  |
| Miro Heiskanen  | DAL  | 19 | 6 | 10 | 16  | 0   | 8   |
| Cale Makar      | COL  | 11 | 5 | 10 | 15  | -3  | 0   |
| Gustav Forsling | FLA  | 24 | 4 | 9  | 13  | +9  | 6   |
| Brandon Montour | FLA  | 24 | 3 | 8  | 11  | 0   | 12  |

ROOKIE SCORING LEADERS

| PLAYER          | TEAM | GP | G | A | PTS | +/- | PIM |
|-----------------|------|----|---|---|-----|-----|-----|
| Logan Stankoven | DAL  | 19 | 3 | 5 | 8   | +6  | 2   |
| Mason Lohrei    | BOS  | 11 | 1 | 3 | 4   | 0   | 10  |
| Matthew Knies   | TOR  | 7  | 2 | 1 | 3   | -1  | 2   |
| Justin Brazeau  | BOS  | 9  | 1 | 1 | 2   | +1  | 12  |
| John Beecher    | BOS  | 12 | 1 | 1 | 2   | -4  | 2   |



NEW JERSEY DEVILS  
(142W-127L, .528)

## SCORING

| PLAYER              | GP        | G        | A        | PTS       | +/-       | PIM      | PP       | SH       | GW       | OT       | S         | PCTG        |
|---------------------|-----------|----------|----------|-----------|-----------|----------|----------|----------|----------|----------|-----------|-------------|
| PATRIK ELIAS        | 162       | 45       | 80       | 125       | 16        | 89       | 21       | 2        | 6        | 0        | 444       | 10.1        |
| JOHN MacLEAN        | 88        | 31       | 44       | 75        | 5         | 142      | 11       | 2        | 4        | 0        | 266       | 11.7        |
| SCOTT GOMEZ         | 97        | 21       | 44       | 65        | 14        | 50       | 5        | 0        | 4        | 1        | 272       | 7.7         |
| SCOTT NIEDERMAYER   | 146       | 17       | 47       | 64        | 19        | 100      | 7        | 2        | 3        | 0        | 282       | 6.0         |
| SCOTT STEVENS       | 153       | 17       | 45       | 62        | 33        | 186      | 8        | 0        | 6        | 0        | 295       | 5.8         |
| BRIAN RAFALSKI      | 102       | 17       | 43       | 60        | 22        | 37       | 9        | 0        | 4        | 1        | 162       | 10.5        |
| CLAUDE LEMIEUX      | 82        | 34       | 23       | 57        | 18        | 171      | 5        | 0        | 6        | 0        | 265       | 12.8        |
| BOBBY HOLIK         | 124       | 20       | 37       | 57        | 6         | 107      | 5        | 0        | 5        | 0        | 304       | 6.6         |
| PETR SYKORA         | 81        | 24       | 27       | 51        | 25        | 34       | 4        | 2        | 6        | 0        | 173       | 13.9        |
| JAMIE LANGENBRUNNER | 68        | 18       | 32       | 50        | 11        | 59       | 3        | 0        | 6        | 2        | 177       | 10.2        |
| ZACH PARISE         | 61        | 21       | 22       | 43        | 7-        | 18       | 7        | 1        | 3        | 0        | 222       | 9.5         |
| RANDY McKAY         | 116       | 20       | 22       | 42        | 9         | 80       | 5        | 0        | 4        | 2        | 158       | 12.7        |
| BRUCE DRIVER        | 82        | 10       | 32       | 42        | 16        | 58       | 7        | 1        | 0        | 0        | 175       | 5.7         |
| JOHN MADDEN         | 112       | 20       | 21       | 41        | 3         | 24       | 2        | 4        | 4        | 1        | 289       | 6.9         |
| JASON ARNOTT        | 58        | 18       | 23       | 41        | 13        | 38       | 9        | 0        | 1        | 1        | 116       | 15.5        |
| BRIAN GIONTA        | 67        | 19       | 21       | 40        | 4         | 18       | 5        | 2        | 5        | 0        | 187       | 10.2        |
| STEPHANE RICHER     | 54        | 16       | 24       | 40        | 1         | 10       | 7        | 1        | 4        | 2        | 164       | 9.8         |
| SERGEI BRYLIN       | 109       | 15       | 19       | 34        | 2         | 32       | 3        | 0        | 3        | 0        | 150       | 10.0        |
| JAY PANDOLFO        | 131       | 11       | 22       | 33        | 7-        | 12       | 0        | 1        | 2        | 0        | 152       | 7.2         |
| TRAVIS ZAJAC        | 57        | 11       | 17       | 28        | 1-        | 20       | 2        | 0        | 3        | 2        | 101       | 10.9        |
| ILYA KOVALCHUK      | 28        | 10       | 15       | 25        | 7-        | 12       | 6        | 0        | 0        | 0        | 89        | 11.2        |
| PETER STASTNY       | 25        | 9        | 15       | 24        | 2-        | 27       | 2        | 0        | 3        | 0        | 31        | 29.0        |
| PATRIK SUNDSTROM    | 26        | 8        | 16       | 24        | 8         | 16       | 3        | 0        | 1        | 0        | 49        | 16.3        |
| ALEXANDER MOGILNY   | 48        | 9        | 14       | 23        | 4         | 12       | 3        | 0        | 3        | 0        | 131       | 6.9         |
| BILL GUERIN         | 56        | 11       | 11       | 22        | 2         | 91       | 2        | 0        | 2        | 0        | 103       | 10.7        |
| TOMMY ALBELIN       | 77        | 7        | 15       | 22        | 10        | 22       | 2        | 0        | 2        | 0        | 77        | 9.1         |
| KEN DANAYKO         | 175       | 5        | 17       | 22        | 19        | 296      | 0        | 0        | 1        | 0        | 101       | 5.0         |
| BRENDAN SHANAHAN    | 32        | 9        | 11       | 20        | 2         | 78       | 4        | 0        | 1        | 0        | 72        | 12.5        |
| VALERI ZELEPUKIN    | 55        | 10       | 9        | 19        | 4         | 30       | 2        | 0        | 2        | 0        | 80        | 12.5        |
| NEAL BROTEN         | 20        | 7        | 12       | 19        | 13        | 6        | 1        | 0        | 4        | 1        | 47        | 14.9        |
| MARK JOHNSON        | 20        | 10       | 8        | 18        | 3         | 4        | 5        | 0        | 1        | 0        | 31        | 32.3        |
| KIRK MULLER         | 33        | 5        | 13       | 18        | 15-       | 58       | 0        | 0        | 0        | 0        | 63        | 7.9         |
| BOB CARPENTER       | 60        | 4        | 13       | 17        | 1-        | 30       | 1        | 0        | 0        | 0        | 85        | 4.7         |
| AARON BROTEN        | 20        | 5        | 11       | 16        | 9-        | 20       | 3        | 0        | 1        | 0        | 46        | 10.9        |
| SHAWN CHAMBERS      | 30        | 5        | 11       | 16        | 0         | 8        | 3        | 0        | 0        | 0        | 53        | 9.4         |
| TOM CHORSKE         | 45        | 5        | 11       | 16        | 4-        | 8        | 0        | 0        | 1        | 0        | 70        | 7.1         |
| PAUL MARTIN         | 42        | 2        | 14       | 16        | 11-       | 18       | 2        | 0        | 0        | 0        | 46        | 4.2         |
| COLIN WHITE         | 111       | 2        | 14       | 16        | 7         | 125      | 0        | 0        | 1        | 0        | 87        | 2.3         |
| BRIAN ROLSTON       | 41        | 11       | 4        | 15        | 8         | 18       | 5        | 4        | 0        | 0        | 116       | 9.5         |
| TOM KURVERS         | 19        | 6        | 9        | 15        | 5-        | 38       | 3        | 0        | 1        | 0        | 55        | 10.9        |
| BRYCE SALVADOR      | 38        | 5        | 10       | 15        | 7         | 38       | 0        | 1        | 1        | 0        | 36        | 13.9        |
| JEFF FRIESEN        | 29        | 10       | 4        | 14        | 8         | 10       | 1        | 0        | 4        | 0        | 57        | 17.5        |
| DAVID CLARKSON      | 44        | 5        | 9        | 14        | 3         | 79       | 1        | 0        | 4        | 0        | 62        | 8.1         |
| ADAM HENRIQUE       | 24        | 5        | 8        | 13        | 12        | 11       | 0        | 0        | 3        | 2        | 40        | 12.5        |
| BERNIE NICHOLLS     | 21        | 4        | 9        | 13        | 2-        | 34       | 2        | 1        | 0        | 0        | 40        | 10.0        |
| DAINIUS ZUBRUS      | 41        | 4        | 9        | 13        | 5-        | 44       | 1        | 0        | 2        | 0        | 73        | 5.5         |
| MARTIN BRODEUR      | 205       | 1        | 12       | 13        | -         | 34       | 0        | 0        | 0        | 0        | 2         | 50.0        |
| PAT VERBEEK         | 20        | 4        | 8        | 12        | 11-       | 51       | 2        | 0        | 1        | 0        | 44        | 9.1         |
| DOUG BROWN          | 32        | 7        | 4        | 11        | 3         | 10       | 0        | 2        | 1        | 1        | 50        | 14.0        |
| DOUG GILMOUR        | 16        | 5        | 6        | 11        | 2         | 18       | 1        | 0        | 1        | 0        | 33        | 15.2        |
| JIM DOWD            | 41        | 4        | 7        | 11        | 2-        | 20       | 0        | 0        | 1        | 0        | 46        | 8.7         |
| <b>JACK HUGHES</b>  | <b>12</b> | <b>6</b> | <b>5</b> | <b>11</b> | <b>4-</b> | <b>2</b> | <b>1</b> | <b>0</b> | <b>0</b> | <b>0</b> | <b>45</b> | <b>13.3</b> |
| CLAUDE LOISELLE     | 20        | 4        | 6        | 10        | 0         | 52       | 0        | 2        | 0        | 0        | 32        | 12.5        |
| JOE NIEUWENDYK      | 22        | 3        | 7        | 10        | 4-        | 4        | 1        | 0        | 0        | 0        | 32        | 9.4         |
| GRANT MARSHALL      | 31        | 6        | 3        | 9         | 3         | 16       | 2        | 0        | 1        | 1        | 51        | 11.8        |
| PAT CONACHER        | 36        | 4        | 5        | 9         | 3         | 30       | 0        | 2        | 1        | 0        | 28        | 14.3        |
| SERGEI NEMCHINOV    | 53        | 4        | 5        | 9         | 3-        | 6        | 1        | 0        | 0        | 0        | 38        | 10.5        |
| LYLE ODELEIN        | 23        | 3        | 6        | 9         | 2-        | 50       | 2        | 0        | 1        | 0        | 46        | 6.5         |
| ANDY GREENE         | 50        | 3        | 6        | 9         | 0         | 22       | 1        | 0        | 1        | 0        | 57        | 5.3         |
| ERIC WEINRICH       | 20        | 2        | 7        | 9         | 3-        | 27       | 1        | 0        | 0        | 0        | 27        | 7.4         |
| ALEXEI KASATONOV    | 24        | 2        | 7        | 9         | 0         | 34       | 0        | 0        | 0        | 0        | 34        | 5.9         |
| ALEXEI PONIKAROVSKY | 24        | 1        | 8        | 9         | 8         | 12       | 0        | 0        | 1        | 1        | 26        | 3.8         |

| PLAYER                    | GP        | G        | A        | PTS      | +/-        | PIM       | PP       | SH       | GW       | OT       | S         | PCTG        |
|---------------------------|-----------|----------|----------|----------|------------|-----------|----------|----------|----------|----------|-----------|-------------|
| MAREK ZIDLICKY            | 24        | 1        | 8        | 9        | 2-         | 22        | 0        | 0        | 0        | 0        | 43        | 2.3         |
| ZDENO CIGER               | 13        | 2        | 6        | 8        | 1-         | 4         | 0        | 0        | 1        | 0        | 28        | 7.1         |
| JON MORRIS                | 11        | 1        | 7        | 8        | 3          | 25        | 1        | 0        | 0        | 0        | 9         | 11.1        |
| VIACHESLAV FETISOV        | 38        | 1        | 7        | 8        | 7-         | 47        | 0        | 0        | 0        | 0        | 37        | 2.7         |
| <b>NICO HISCHIER</b>      | <b>17</b> | <b>2</b> | <b>6</b> | <b>8</b> | <b>9-</b>  | <b>2</b>  | <b>0</b> | <b>0</b> | <b>0</b> | <b>0</b> | <b>39</b> | <b>5.1</b>  |
| <b>DAWSON MERCER</b>      | <b>12</b> | <b>3</b> | <b>4</b> | <b>7</b> | <b>2-</b>  | <b>2</b>  | <b>1</b> | <b>1</b> | <b>0</b> | <b>0</b> | <b>16</b> | <b>18.8</b> |
| <b>ONDREJ PALAT</b>       | <b>12</b> | <b>3</b> | <b>4</b> | <b>7</b> | <b>6-</b>  | <b>6</b>  | <b>1</b> | <b>0</b> | <b>1</b> | <b>0</b> | <b>16</b> | <b>18.8</b> |
| RYAN CARTER               | 23        | 5        | 2        | 7        | 4          | 32        | 0        | 0        | 2        | 0        | 21        | 23.8        |
| STEPHEN GIONTA            | 24        | 3        | 4        | 7        | 4          | 4         | 0        | 0        | 0        | 0        | 25        | 12.0        |
| CRAIG WOLANIN             | 18        | 2        | 5        | 7        | 2          | 51        | 1        | 0        | 0        | 0        | 16        | 12.5        |
| STEVE BERNIER             | 24        | 2        | 5        | 7        | 3          | 27        | 0        | 0        | 0        | 0        | 22        | 9.1         |
| JOE CIRELLA               | 19        | 0        | 7        | 7        | 3-         | 49        | 0        | 0        | 0        | 0        | 27        | 0.0         |
| TAYLOR HALL               | 5         | 2        | 4        | 6        | 1-         | 6         | 0        | 0        | 0        | 0        | 21        | 9.5         |
| <b>JESPER BRATT</b>       | <b>13</b> | <b>1</b> | <b>5</b> | <b>6</b> | <b>3-</b>  | <b>4</b>  | <b>0</b> | <b>0</b> | <b>0</b> | <b>0</b> | <b>29</b> | <b>3.5</b>  |
| <b>ERIK HAULA</b>         | <b>12</b> | <b>4</b> | <b>2</b> | <b>6</b> | <b>6-</b>  | <b>15</b> | <b>2</b> | <b>0</b> | <b>0</b> | <b>0</b> | <b>23</b> | <b>17.4</b> |
| MICHAEL McLEOD            | 12        | 2        | 4        | 6        | 2          | 15        | 0        | 0        | 1        | 0        | 19        | 10.5        |
| TURNER STEVENSON          | 43        | 2        | 4        | 6        | 2          | 50        | 0        | 0        | 1        | 0        | 46        | 4.3         |
| MIKE RUPP                 | 25        | 1        | 5        | 6        | 4          | 23        | 0        | 0        | 1        | 0        | 12        | 8.3         |
| KEVIN TODD                | 8         | 3        | 2        | 5        | 1          | 14        | 1        | 0        | 0        | 0        | 16        | 18.8        |
| STEVE THOMAS              | 16        | 1        | 4        | 5        | 5-         | 20        | 0        | 0        | 0        | 0        | 37        | 2.7         |
| VLADIMIR MALAKHOV         | 23        | 1        | 4        | 5        | 3          | 18        | 1        | 0        | 0        | 0        | 29        | 3.4         |
| <b>DOUGIE HAMILTON</b>    | <b>12</b> | <b>1</b> | <b>3</b> | <b>4</b> | <b>11-</b> | <b>2</b>  | <b>0</b> | <b>0</b> | <b>1</b> | <b>1</b> | <b>23</b> | <b>4.4</b>  |
| JOHN MARINO               | 12        | 0        | 4        | 4        | 1-         | 0         | 0        | 0        | 0        | 0        | 8         | .0          |
| <b>TIMO MEIER</b>         | <b>11</b> | <b>2</b> | <b>2</b> | <b>4</b> | <b>1-</b>  | <b>22</b> | <b>1</b> | <b>0</b> | <b>0</b> | <b>0</b> | <b>37</b> | <b>5.4</b>  |
| DAVID MALEY               | 26        | 3        | 1        | 4        | 4-         | 105       | 0        | 0        | 0        | 0        | 16        | 18.8        |
| KEVIN DEAN                | 16        | 2        | 2        | 4        | 4-         | 2         | 0        | 0        | 1        | 0        | 18        | 11.1        |
| MIKE MOTTAU               | 17        | 2        | 2        | 4        | 6-         | 0         | 0        | 0        | 0        | 0        | 6         | 33.3        |
| MIKE PELUSO               | 37        | 2        | 2        | 4        | 2          | 72        | 0        | 0        | 1        | 0        | 17        | 11.8        |
| WILL BUTCHER              | 5         | 1        | 3        | 4        | 0          | 0         | 1        | 0        | 0        | 0        | 7         | 14.3        |
| JACK O'CALLAHAN           | 5         | 1        | 3        | 4        | 2-         | 6         | 0        | 0        | 0        | 0        | 12        | 8.3         |
| PETER HARROLD             | 17        | 0        | 4        | 4        | 2          | 6         | 0        | 0        | 0        | 0        | 22        | .0          |
| DAVE ANDREYCHUK           | 11        | 3        | 0        | 3        | 2-         | 8         | 1        | 0        | 0        | 0        | 29        | 10.3        |
| LAURIE BOSCHMAN           | 14        | 2        | 1        | 3        | 0          | 24        | 0        | 0        | 1        | 0        | 18        | 11.1        |
| KYLE PALMIERI             | 5         | 1        | 2        | 3        | 4-         | 6         | 1        | 0        | 0        | 0        | 13        | 7.7         |
| BOB CORKUM                | 12        | 1        | 2        | 3        | 2-         | 0         | 0        | 0        | 0        | 0        | 11        | 9.1         |
| DENIS PEDERSON            | 18        | 1        | 2        | 3        | 2-         | 4         | 0        | 1        | 0        | 0        | 17        | 5.9         |
| SEAN O'DONNELL            | 23        | 1        | 2        | 3        | 5          | 41        | 0        | 0        | 0        | 0        | 9         | 11.1        |
| PASCAL RHEAUME            | 24        | 1        | 2        | 3        | 2-         | 13        | 0        | 0        | 0        | 0        | 30        | 3.3         |
| DOUG SULLIMAN             | 9         | 0        | 3        | 3        | 2-         | 2         | 0        | 0        | 0        | 0        | 8         | .0          |
| DAVE ELLETT               | 10        | 0        | 3        | 3        | 1-         | 10        | 0        | 0        | 0        | 0        | 15        | .0          |
| BRENDAN MORRISON          | 10        | 0        | 3        | 3        | 2-         | 0         | 0        | 0        | 0        | 0        | 14        | .0          |
| DAMON SEVERSON            | 16        | 1        | 2        | 3        | 4-         | 18        | 0        | 0        | 1        | 0        | 24        | 4.2         |
| <b>JONAS SIEGENTHALER</b> | <b>11</b> | <b>1</b> | <b>2</b> | <b>3</b> | <b>3-</b>  | <b>8</b>  | <b>0</b> | <b>0</b> | <b>1</b> | <b>0</b> | <b>8</b>  | <b>12.5</b> |
| OLEG TVERDOVSKY           | 15        | 0        | 3        | 3        | 4-         | 0         | 0        | 0        | 0        | 0        | 5         | .0          |
| MARK FAYNE                | 24        | 0        | 3        | 3        | 5          | 6         | 0        | 0        | 0        | 0        | 30        | .0          |
| BLAKE COLEMAN             | 5         | 2        | 0        | 2        | 1          | 4         | 0        | 1        | 0        | 0        | 16        | 12.5        |
| <b>LUKE HUGHES</b>        | <b>3</b>  | <b>0</b> | <b>2</b> | <b>2</b> | <b>2-</b>  | <b>0</b>  | <b>0</b> | <b>0</b> | <b>0</b> | <b>0</b> | <b>4</b>  | <b>.0</b>   |
| JAN HRDINA                | 5         | 2        | 0        | 2        | 0          | 2         | 0        | 0        | 0        | 0        | 7         | 28.6        |
| ALEXANDER SEMAK           | 8         | 1        | 1        | 2        | 5-         | 0         | 0        | 0        | 0        | 0        | 13        | 7.7         |
| CLAUDE VILGRAIN           | 11        | 1        | 1        | 2        | 1-         | 17        | 0        | 0        | 0        | 0        | 9         | 11.1        |
| ANTON VOLCHENKOV          | 24        | 1        | 1        | 2        | 7          | 10        | 0        | 0        | 0        | 0        | 16        | 6.3         |
| JANNE OJANEN              | 3         | 0        | 2        | 2        | 2-         | 0         | 0        | 0        | 0        | 0        | 0         | .0          |
| SHELDON SOURAY            | 5         | 0        | 2        | 2        | 1          | 2         | 0        | 0        | 0        | 0        | 1         | .0          |
| JEFF MADILL               | 7         | 0        | 2        | 2        | 0          | 8         | 0        | 0        | 0        | 0        | 13        | .0          |
| DAVID HALE                | 9         | 0        | 2        | 2        | 0          | 12        | 0        | 0        | 0        | 0        | 3         | .0          |
| JIM KORN                  | 9         | 0        | 2        | 2        | 2          | 71        | 0        | 0        | 0        | 0        | 2         | .0          |
| JOHNNY ODUYA              | 18        | 0        | 2        | 2        | 0          | 14        | 0        | 0        | 0        | 0        | 14        | .0          |
| ERIK RASMUSSEN            | 25        | 0        | 2        | 2        | 1-         | 24        | 0        | 0        | 0        | 0        | 12        | .0          |
| MILES WOOD                | 13        | 2        | 0        | 2        | 1-         | 28        | 0        | 0        | 0        | 0        | 18        | 11.1        |
| RANDY VELISCHEK           | 25        | 0        | 2        | 2        | 12-        | 24        | 0        | 0        | 0        | 0        | 12        | .0          |
| <b>NATHAN BASTIAN</b>     | <b>12</b> | <b>1</b> | <b>1</b> | <b>2</b> | <b>1-</b>  | <b>16</b> | <b>0</b> | <b>0</b> | <b>0</b> | <b>0</b> | <b>13</b> | <b>7.7</b>  |
| <b>CURTIS LAZAR</b>       | <b>6</b>  | <b>1</b> | <b>0</b> | <b>1</b> | <b>0</b>   | <b>2</b>  | <b>0</b> | <b>0</b> | <b>0</b> | <b>0</b> | <b>4</b>  | <b>25.0</b> |
| BRENDAN SMITH             | 3         | 0        | 1        | 1        | 3          | 12        | 0        | 0        | 0        | 0        | 2         | .0          |
| <b>TOMAS TATAR</b>        | <b>12</b> | <b>1</b> | <b>0</b> | <b>1</b> | <b>7-</b>  | <b>4</b>  | <b>0</b> | <b>0</b> | <b>0</b> | <b>0</b> | <b>15</b> | <b>6.7</b>  |
| BEN HANKINSON             | 2         | 1        | 0        | 1        | 1          | 4         | 0        | 0        | 0        | 0        | 3         | 33.3        |

| PLAYER                  | GP       | G        | A        | PTS      | +/-      | PIM      | PP       | SH       | GW       | OT       | S        | PCTG        |
|-------------------------|----------|----------|----------|----------|----------|----------|----------|----------|----------|----------|----------|-------------|
| ANDERS CARLSSON         | 3        | 1        | 0        | 1        | 1        | 2        | 0        | 0        | 1        | 0        | 2        | 50.0        |
| <b>STEFAN NOESEN</b>    | <b>4</b> | <b>1</b> | <b>0</b> | <b>1</b> | <b>1</b> | <b>4</b> | <b>0</b> | <b>0</b> | <b>1</b> | <b>0</b> | <b>9</b> | <b>11.1</b> |
| SAMI VATANEN            | 4        | 1        | 0        | 1        | 1-       | 0        | 0        | 0        | 0        | 0        | 9        | 11.1        |
| DAVE BARR               | 5        | 1        | 0        | 1        | 2-       | 6        | 0        | 0        | 0        | 0        | 4        | 25.0        |
| ADAM LARSSON            | 5        | 1        | 0        | 1        | 3        | 4        | 0        | 0        | 0        | 0        | 3        | 33.3        |
| BEN LOVEJOY             | 5        | 1        | 0        | 1        | 1        | 2        | 0        | 0        | 0        | 0        | 8        | 12.5        |
| PATRICK MAROON          | 5        | 1        | 0        | 1        | 2-       | 0        | 0        | 0        | 0        | 0        | 16       | 6.3         |
| KEN KLEE                | 6        | 1        | 0        | 1        | 1-       | 6        | 0        | 0        | 0        | 0        | 2        | 50.0        |
| COREY MILLEN            | 7        | 1        | 0        | 1        | 0        | 2        | 0        | 0        | 1        | 0        | 7        | 14.3        |
| ANDY BRICKLEY           | 4        | 0        | 1        | 1        | 0        | 4        | 0        | 0        | 0        | 0        | 5        | .0          |
| ANDREAS SALOMONSSON     | 4        | 0        | 1        | 1        | 1        | 0        | 0        | 0        | 0        | 0        | 5        | .0          |
| CORY SCHNEIDER          | 4        | 0        | 1        | 1        | -        | 0        | 0        | 0        | 0        | 0        | 0        | .0          |
| ARRON ASHAM             | 5        | 0        | 1        | 1        | 1        | 2        | 0        | 0        | 0        | 0        | 3        | .0          |
| JOHN MOORE              | 5        | 0        | 1        | 1        | 1-       | 12       | 0        | 0        | 0        | 0        | 10       | .0          |
| JACOB JOSEFSON          | 6        | 0        | 1        | 1        | 1        | 0        | 0        | 0        | 0        | 0        | 8        | .0          |
| NICLAS HAVELID          | 7        | 0        | 1        | 1        | 0        | 2        | 0        | 0        | 0        | 0        | 3        | .0          |
| PERRY ANDERSON          | 14       | 0        | 1        | 1        | 3-       | 123      | 0        | 0        | 0        | 0        | 5        | .0          |
| BRAD LUKOWICH           | 20       | 0        | 1        | 1        | 2        | 6        | 0        | 0        | 0        | 0        | 10       | .0          |
| KEVIN BAHL              | 11       | 0        | 1        | 1        | 1        | 31       | 0        | 0        | 0        | 0        | 9        | .0          |
| RYAN GRAVES             | 10       | 0        | 1        | 1        | 1-       | 4        | 0        | 0        | 0        | 0        | 9        | .0          |
| SEAN BROWN              | 1        | 0        | 0        | 0        | 1-       | 2        | 0        | 0        | 0        | 0        | 0        | .0          |
| VITEK VANECEK           | 7        | 0        | 1        | 1        | -        | 0        | 0        | 0        | 0        | 0        | 0        | .0          |
| JESPER BOQVIST          | 1        | 0        | 0        | 0        | 0        | 0        | 0        | 0        | 0        | 0        | 3        | .0          |
| STEVE BRULE             | 1        | 0        | 0        | 0        | 0        | 0        | 0        | 0        | 0        | 0        | 0        | .0          |
| SCOTT CLEMMENSEN        | 1        | 0        | 0        | 0        | -        | 0        | 0        | 0        | 0        | 0        | 0        | .0          |
| DANTON COLE             | 1        | 0        | 0        | 0        | 1-       | 0        | 0        | 0        | 0        | 0        | 1        | .0          |
| SCOTT DANIELS           | 1        | 0        | 0        | 0        | 0        | 0        | 0        | 0        | 0        | 0        | 0        | .0          |
| MARK FRASER             | 1        | 0        | 0        | 0        | 1-       | 0        | 0        | 0        | 0        | 0        | 0        | .0          |
| IGOR LARIONOV           | 1        | 0        | 0        | 0        | 1-       | 0        | 0        | 0        | 0        | 0        | 0        | .0          |
| TIM SESTITO             | 1        | 0        | 0        | 0        | 0        | 0        | 0        | 0        | 0        | 0        | 0        | .0          |
| SYLVAIN TURGEON         | 1        | 0        | 0        | 0        | 1-       | 0        | 0        | 0        | 0        | 0        | 3        | .0          |
| JOHAN HEDBERG           | 1        | 0        | 0        | 0        | -        | 0        | 0        | 0        | 0        | 0        | 0        | .0          |
| CRAIG BILLINGTON        | 2        | 0        | 0        | 0        | -        | 0        | 0        | 0        | 0        | 0        | 0        | .0          |
| MATTHEW CORRENTE        | 2        | 0        | 0        | 0        | 0        | 2        | 0        | 0        | 0        | 0        | 3        | .0          |
| BRIAN GIBBONS           | 2        | 0        | 0        | 0        | 2-       | 0        | 0        | 0        | 0        | 0        | 0        | .0          |
| MICHAEL GRABNER         | 2        | 0        | 0        | 0        | 1        | 0        | 0        | 0        | 0        | 0        | 2        | .0          |
| VALERI KAMENSKY         | 2        | 0        | 0        | 0        | 0        | 0        | 0        | 0        | 0        | 0        | 2        | .0          |
| KEITH KINKAID           | 2        | 0        | 0        | 0        | -        | 0        | 0        | 0        | 0        | 0        | 0        | .0          |
| COREY SCHWAB            | 2        | 0        | 0        | 0        | -        | 0        | 0        | 0        | 0        | 0        | 0        | .0          |
| DREW STAFFORD           | 2        | 0        | 0        | 0        | 1-       | 10       | 0        | 0        | 0        | 0        | 2        | .0          |
| PETER ZESEL             | 2        | 0        | 0        | 0        | 0        | 10       | 0        | 0        | 0        | 0        | 4        | .0          |
| CHRISTIAN BERGLUND      | 3        | 0        | 0        | 0        | 0        | 2        | 0        | 0        | 0        | 0        | 6        | .0          |
| TROY CROWDER            | 3        | 0        | 0        | 0        | 2-       | 22       | 0        | 0        | 0        | 0        | 2        | .0          |
| MARCUS JOHANSSON        | 3        | 0        | 0        | 0        | 2-       | 0        | 0        | 0        | 0        | 0        | 4        | .0          |
| MIRCO MUELLER           | 3        | 0        | 0        | 0        | 2-       | 0        | 0        | 0        | 0        | 0        | 3        | .0          |
| ROD PELLE               | 3        | 0        | 0        | 0        | 0        | 2        | 0        | 0        | 0        | 0        | 3        | .0          |
| HENRIK TALLINDER        | 3        | 0        | 0        | 0        | 1-       | 0        | 0        | 0        | 0        | 0        | 3        | .0          |
| VITALY VISHNEVSKI       | 3        | 0        | 0        | 0        | 3        | 2        | 0        | 0        | 0        | 0        | 1        | .0          |
| RAY GIROUX              | 4        | 0        | 0        | 0        | 1        | 0        | 0        | 0        | 0        | 0        | 3        | .0          |
| LEE NORWOOD             | 4        | 0        | 0        | 0        | 0        | 18       | 0        | 0        | 0        | 0        | 4        | .0          |
| VADIM SHARIFIJANOV      | 4        | 0        | 0        | 0        | 0        | 0        | 0        | 0        | 0        | 0        | 3        | .0          |
| MARTIN SKOULA           | 4        | 0        | 0        | 0        | 0        | 0        | 0        | 0        | 0        | 0        | 2        | .0          |
| DOUG BODGER             | 5        | 0        | 0        | 0        | 5-       | 0        | 0        | 0        | 0        | 0        | 8        | .0          |
| BRIAN BOYLE             | 5        | 0        | 0        | 0        | 1        | 14       | 0        | 0        | 0        | 0        | 2        | .0          |
| BOB BROOKE              | 5        | 0        | 0        | 0        | 0        | 14       | 0        | 0        | 0        | 0        | 2        | .0          |
| VIKTOR KOZLOV           | 5        | 0        | 0        | 0        | 2-       | 0        | 0        | 0        | 0        | 0        | 6        | .0          |
| P.L. LETOURNEAU-LEBLOND | 5        | 0        | 0        | 0        | 0        | 10       | 0        | 0        | 0        | 0        | 0        | .0          |
| DEAN McAMMOND           | 5        | 0        | 0        | 0        | 1-       | 4        | 0        | 0        | 0        | 0        | 5        | .0          |
| ROB NIEDERMAYER         | 5        | 0        | 0        | 0        | 1-       | 6        | 0        | 0        | 0        | 0        | 3        | .0          |
| BOB SAUVE               | 5        | 0        | 0        | 0        | -        | 0        | 0        | 0        | 0        | 0        | 0        | .0          |
| REID SIMPSON            | 5        | 0        | 0        | 0        | 1-       | 29       | 0        | 0        | 0        | 0        | 0        | .0          |
| RICHARD SMEHLIK         | 5        | 0        | 0        | 0        | 2-       | 2        | 0        | 0        | 0        | 0        | 2        | .0          |

| PLAYER             | GP | G | A | PTS | +/- | PIM | PP | SH | GW | OT | S | PCTG |
|--------------------|----|---|---|-----|-----|-----|----|----|----|----|---|------|
| PAVEL ZACHA        | 5  | 0 | 0 | 0   | 1-  | 6   | 0  | 0  | 0  | 0  | 5 | .0   |
| BRAD BOMBARDIR     | 6  | 0 | 0 | 0   | 0   | 0   | 0  | 0  | 0  | 0  | 2 | .0   |
| JASON SMITH        | 6  | 0 | 0 | 0   | 1-  | 7   | 0  | 0  | 0  | 0  | 2 | .0   |
| KEN SUTTON         | 6  | 0 | 0 | 0   | 1   | 13  | 0  | 0  | 0  | 0  | 7 | .0   |
| JIRI BICEK         | 7  | 0 | 0 | 0   | 3-  | 0   | 0  | 0  | 0  | 0  | 6 | .0   |
| KRZYSZTOF OLIWA    | 7  | 0 | 0 | 0   | 0   | 25  | 0  | 0  | 0  | 0  | 5 | .0   |
| JAMIE HUSCROFT     | 8  | 0 | 0 | 0   | 0   | 22  | 0  | 0  | 0  | 0  | 1 | .0   |
| JASON WIEMER       | 8  | 0 | 0 | 0   | 0   | 16  | 0  | 0  | 0  | 0  | 2 | .0   |
| CAM JANSSEN        | 9  | 0 | 0 | 0   | 0   | 26  | 0  | 0  | 0  | 0  | 3 | .0   |
| STEVE KELLY        | 10 | 0 | 0 | 0   | 1-  | 4   | 0  | 0  | 0  | 0  | 5 | .0   |
| RICHARD MATVICHUK  | 16 | 0 | 0 | 0   | 1   | 14  | 0  | 0  | 0  | 0  | 1 | .0   |
| SEAN BURKE         | 19 | 0 | 0 | 0   | -   | 16  | 0  | 0  | 0  | 0  | 0 | .0   |
| JIM MCKENZIE       | 22 | 0 | 0 | 0   | 1-  | 18  | 0  | 0  | 0  | 0  | 6 | .0   |
| CHRIS TERRERI      | 27 | 0 | 0 | 0   | -   | 16  | 0  | 0  | 0  | 0  | 0 | .0   |
| AKIRA SCHMID       | 9  | 0 | 0 | 0   | -   | 0   | 0  | 0  | 0  | 0  | 0 | .0   |
| YEGOR SHARANGOVICH | 3  | 0 | 0 | 0   | 1-  | 0   | 0  | 0  | 0  | 0  | 2 | .0   |

GOALTENDING

| GOALTENDER       | GPI | MINS  | AVG  | W   | L  | EN | SO | GA  | SA   | SV%   | G | A  | PIM |
|------------------|-----|-------|------|-----|----|----|----|-----|------|-------|---|----|-----|
| COREY SCHWAB     | 2   | 28    | 0.00 | 0   | 0  | 0  | 0  | 0   | 8    | 1.000 | 0 | 0  | 0   |
| SCOTT CLEMMENSEN | 1   | 7     | 0.00 | 0   | 0  | 0  | 0  | 0   | 7    | 1.000 | 0 | 0  | 0   |
| JOHAN HEDBERG    | 1   | 36    | 1.67 | 0   | 1  | 0  | 0  | 1   | 14   | .929  | 0 | 0  | 0   |
| CORY SCHNEIDER   | 4   | 202   | 1.78 | 1   | 2  | 2  | 0  | 6   | 119  | .950  | 0 | 1  | 0   |
| MARTIN BRODEUR   | 205 | 12719 | 2.02 | 113 | 91 | 17 | 24 | 428 | 5258 | .919  | 1 | 12 | 34  |
| AKIRA SCHMID     | 9   | 459   | 2.35 | 4   | 4  | -  | 2  | 18  | 229  | .921  | 0 | 0  | 0   |
| BOB SAUVE        | 5   | 238   | 3.28 | 2   | 1  | 0  | 0  | 13  | 118  | .890  | 0 | 0  | 0   |
| CHRIS TERRERI    | 27  | 1479  | 3.37 | 12  | 12 | 3  | 0  | 83  | 751  | .889  | 0 | 0  | 16  |
| SEAN BURKE       | 19  | 1126  | 3.46 | 9   | 10 | 1  | 1  | 65  | 572  | .886  | 0 | 0  | 16  |
| CRAIG BILLINGTON | 2   | 78    | 3.84 | 0   | 1  | 0  | 0  | 5   | 39   | .871  | 0 | 0  | 0   |
| VITEK VANECEK    | 7   | 271   | 4.64 | 1   | 3  | -  | 0  | 21  | 120  | .825  | 0 | 1  | 0   |
| KEITH KINKAID    | 2   | 92    | 5.87 | 0   | 2  | 0  | 0  | 9   | 46   | .804  | 0 | 0  | 0   |

**1988 PATRICK DIVISION SEMIFINALS**

| DATE     | GAME# | RES | SCORE | LOCATION       | GOALTENDERS* | WINNING GOAL |
|----------|-------|-----|-------|----------------|--------------|--------------|
| 04/06/88 | 1     | Lo  | 3-4   | @ NY Islanders | BURKE/Hrudey | LaFontaine   |
| 04/07/88 | 2     | W   | 3-2   | @ NY Islanders | SAUVE/Hrudey | JOHNSON      |
| 04/09/88 | 3     | W   | 3-0   | @ DEVILS       | BURKE/Hrudey | DANEYKO      |
| 04/10/88 | 4     | Lo  | 4-5   | @ DEVILS       | BURKE/Hrudey | Sutter       |
| 04/12/88 | 5     | W   | 4-2   | @ NY Islanders | BURKE/Hrudey | CONACHER     |
| 04/14/88 | 6     | W   | 6-5   | @ DEVILS       | BURKE/Hrudey | SUNDSTROM    |

Leading scorers: Devils, MacLean 4g-7a-11pts; NY Islanders, LaFontaine 4g-5a-9pts.

**1988 PATRICK DIVISION FINALS**

| DATE     | GAME# | RES | SCORE | LOCATION     | GOALTENDERS*    | WINNING GOAL     |
|----------|-------|-----|-------|--------------|-----------------|------------------|
| 04/18/88 | 1     | L   | 1-3   | @ Washington | BURKE/Peeters   | Murphy           |
| 04/20/88 | 2     | W   | 5-2   | @ Washington | SAUVE/Peeters   | BROTEN, A.       |
| 04/22/88 | 3     | W   | 10-4  | @ DEVILS     | BURKE/Peeters   | CARLSSON         |
| 04/24/88 | 4     | L   | 1-4   | @ DEVILS     | BURKE/Peeters   | Sundstrom (Wsh.) |
| 04/26/88 | 5     | W   | 3-1   | @ Washington | SAUVE/Malarchuk | KURVERS          |
| 04/28/88 | 6     | L   | 2-7   | @ DEVILS     | BURKE/Peeters   | Leach            |
| 04/30/88 | 7     | W   | 3-2   | @ Washington | BURKE/Peeters   | MacLEAN          |

Leading scorers: Devils, Sundstrom 4g-6a-10pts; Washington, Murphy 4g-3a-7pts, Stevens 1g-6a-7pts.

**1988 WALES CONFERENCE FINALS**

| DATE     | GAME# | RES | SCORE | LOCATION | GOALTENDERS*  | WINNING GOAL |
|----------|-------|-----|-------|----------|---------------|--------------|
| 05/02/88 | 1     | L   | 3-5   | @ Boston | SAUVE/Lemelin | Bourque      |
| 05/04/88 | 2     | Wo  | 3-2   | @ Boston | BURKE/Lemelin | BROWN        |
| 05/06/88 | 3     | L   | 1-6   | @ DEVILS | BURKE/Lemelin | Joyce        |
| 05/08/88 | 4     | W   | 3-1   | @ DEVILS | BURKE/Liut    | VERBEEK      |
| 05/10/88 | 5     | L   | 1-7   | @ Boston | BURKE/Lemelin | Janney       |
| 05/12/88 | 6     | W   | 6-3   | @ DEVILS | BURKE/Lemelin | MacLEAN      |
| 05/14/88 | 7     | L   | 2-6   | @ Boston | BURKE/Lemelin | Middleton    |

Leading scorers: Devils, Kurvers 3g-4a-7pts; Boston, Linseman 5g-5a-10pts.

**1990 PATRICK DIVISION SEMIFINALS**

| DATE     | GAME# | RES | SCORE | LOCATION     | GOALTENDERS*    | WINNING GOAL |
|----------|-------|-----|-------|--------------|-----------------|--------------|
| 04/05/90 | 1     | Lo  | 4-5   | @ DEVILS     | BURKE/Liut      | Ciccarelli   |
| 04/07/90 | 2     | W   | 6-5   | @ DEVILS     | TERRERI/Beaupre | STASTNY      |
| 04/09/90 | 3     | W   | 2-1   | @ Washington | TERRERI/Liut    | SHANAHAN     |
| 04/11/90 | 4     | L   | 1-3   | @ Washington | BURKE/Beaupre   | Druce        |
| 04/13/90 | 5     | L   | 3-4   | @ DEVILS     | TERRERI/Beaupre | Courtball    |
| 04/15/90 | 6     | L   | 2-3   | @ Washington | TERRERI/Beaupre | Druce        |

Leading scorers: Devils, Shanahan 3g-3a-6pts, Driver 1g-5a-6pts; Washington, Ciccarelli 8g-3a-11pts.

**1991 PATRICK DIVISION SEMIFINALS**

| DATE     | GAME# | RES | SCORE | LOCATION     | GOALTENDERS*     | WINNING GOAL |
|----------|-------|-----|-------|--------------|------------------|--------------|
| 04/03/91 | 1     | W   | 3-1   | @ Pittsburgh | TERRERI/Barrasso | STASTNY      |
| 04/05/91 | 2     | Lo  | 4-5   | @ Pittsburgh | TERRERI/Barrasso | Jagr         |
| 04/07/91 | 3     | L   | 3-4   | @ DEVILS     | TERRERI/Barrasso | Recchi       |
| 04/09/91 | 4     | W   | 4-1   | @ DEVILS     | TERRERI/Barrasso | STASTNY      |
| 04/11/91 | 5     | W   | 4-2   | @ Pittsburgh | TERRERI/Barrasso | LEMIEUX      |
| 04/13/91 | 6     | L   | 3-4   | @ DEVILS     | TERRERI/Pietran. | Francis      |
| 04/15/91 | 7     | L   | 0-4   | @ Pittsburgh | TERRERI/Pietran. | Hrdina       |

Leading scorers: Devils, MacLean 5g-3a-8pts, Shanahan 3g-5a-8pts; Pittsburgh, Recchi 2g-9a-11pts.

**1992 PATRICK DIVISION SEMIFINALS**

| DATE     | GAME# | RES | SCORE | LOCATION     | GOALTENDERS*     | WINNING GOAL |
|----------|-------|-----|-------|--------------|------------------|--------------|
| 04/19/92 | 1     | L   | 1-2   | @ NY Rangers | TERRERI/Vanbies. | Gartner      |
| 04/21/92 | 2     | W   | 7-3   | @ NY Rangers | TERRERI/Vanbies. | BOSCHMAN     |
| 04/23/92 | 3     | W   | 3-1   | @ DEVILS     | TERRERI/Richter  | STEVENS      |
| 04/25/92 | 4     | L   | 0-3   | @ DEVILS     | TERRERI/Richter  | Erixon       |
| 04/27/92 | 5     | L   | 5-8   | @ NY Rangers | BRODEUR/Richter  | King         |
| 04/29/92 | 6     | W   | 5-3   | @ DEVILS     | TERRERI/Richter  | CIGER        |
| 05/01/92 | 7     | L   | 4-8   | @ NY Rangers | TERRERI/Vanbies. | Graves       |

Leading scorers: Devils, Stastny 3g-7a-10pts; NY Rangers, Messier, 5g-6a-11pts.

**1993 PATRICK DIVISION SEMIFINALS**

| DATE     | GAME# | RES | SCORE | LOCATION     | GOALTENDERS*       | WINNING GOAL |
|----------|-------|-----|-------|--------------|--------------------|--------------|
| 04/18/93 | 1     | L   | 3-6   | @ Pittsburgh | TERRERI/Barrasso   | Francis      |
| 04/20/93 | 2     | L   | 0-7   | @ Pittsburgh | TERRERI/Barrasso   | McEachern    |
| 04/22/93 | 3     | L   | 3-4   | @ DEVILS     | BILLINGTON/Barras. | Murphy       |
| 04/25/93 | 4     | W   | 4-1   | @ DEVILS     | TERRERI/Barrasso   | ALBELIN      |
| 04/26/93 | 5     | L   | 3-5   | @ Pittsburgh | TERRERI/Barrasso   | Daniels      |

Leading scorers: Devils, Richer 2g-2a-4pts, Stevens 2g-2a-4pts, Driver 1g-3a-4pts; Pittsburgh, Lemieux 5g-4a-9pts.



**1994 EASTERN CONFERENCE QUARTERFINALS**

| DATE     | GAME# | RES | SCORE | LOCATION  | GOALTENDERS*  | WINNING GOAL |
|----------|-------|-----|-------|-----------|---------------|--------------|
| 04/17/94 | 1     | L   | 0-2   | @ DEVILS  | BRODEUR/Hasek | Simon        |
| 04/19/94 | 2     | W   | 2-1   | @ DEVILS  | BRODEUR/Hasek | STEVENS      |
| 04/21/94 | 3     | W   | 2-1   | @ Buffalo | BRODEUR/Hasek | ALBELIN      |
| 04/23/94 | 4     | L   | 3-5   | @ Buffalo | BRODEUR/Hasek | Presley      |
| 04/25/94 | 5     | W   | 5-3   | @ DEVILS  | BRODEUR/Hasek | LEMIEUX      |
| 04/27/94 | 6     | Lo  | 0-1   | @ Buffalo | BRODEUR/Hasek | Hannan       |
| 04/29/94 | 7     | W   | 2-1   | @ DEVILS  | BRODEUR/Hasek | LEMIEUX      |

Leading scorers: Devils, Lemieux 4g-2a-6pts, MacLean 3g-3a-6pts, Stevens 1g-5a-6pts; Buffalo, Hawerchuk 0g-7a-7pts.

**1994 EASTERN CONFERENCE SEMIFINALS**

| DATE     | GAME# | RES | SCORE | LOCATION | GOALTENDERS*   | WINNING GOAL |
|----------|-------|-----|-------|----------|----------------|--------------|
| 05/01/94 | 1     | L   | 1-2   | @ DEVILS | BRODEUR/Casey  | Shaw         |
| 05/03/94 | 2     | Lo  | 5-6   | @ DEVILS | BRODEUR/Casey  | Sweeney      |
| 05/05/94 | 3     | W   | 4-2   | @ Boston | TERRELLI/Casey | CHORSKE      |
| 05/07/94 | 4     | Wo  | 5-4   | @ Boston | TERRELLI/Casey | RICHER       |
| 05/09/94 | 5     | W   | 2-0   | @ DEVILS | BRODEUR/Casey  | MILLEN       |
| 05/11/94 | 6     | W   | 5-3   | @ Boston | TERRELLI/Casey | MacLEAN      |

Leading scorers: Devils, Lemieux 1g-6a-7pts; Boston, Oates, 0g-7a-7pts.

**1994 EASTERN CONFERENCE FINALS**

| DATE     | GAME# | RES | SCORE | LOCATION     | GOALTENDERS*    | WINNING GOAL |
|----------|-------|-----|-------|--------------|-----------------|--------------|
| 05/15/94 | 1     | Wo  | 4-3   | @ NY Rangers | BRODEUR/Richter | RICHER       |
| 05/17/94 | 2     | L   | 0-4   | @ NY Rangers | BRODEUR/Richter | Messier      |
| 05/19/94 | 3     | Lo  | 2-3   | @ DEVILS     | BRODEUR/Richter | Matteau      |
| 05/21/94 | 4     | W   | 3-1   | @ DEVILS     | BRODEUR/Richter | GUERIN       |
| 05/23/94 | 5     | W   | 4-1   | @ NY Rangers | BRODEUR/Richter | PELUSO       |
| 05/25/94 | 6     | L   | 2-4   | @ DEVILS     | BRODEUR/Richter | Messier      |
| 05/27/94 | 7     | Lo  | 1-2   | @ NY Rangers | BRODEUR/Richter | Matteau      |

Leading scorers: Devils, Nicholls 2g-3a-5pts, Lemieux 2g-3a-5pts; NY Rangers, Messier 4g-7a-11pts.

**1995 EASTERN CONFERENCE QUARTERFINALS**

| DATE     | GAME# | RES | SCORE | LOCATION | GOALTENDERS*   | WINNING GOAL |
|----------|-------|-----|-------|----------|----------------|--------------|
| 05/07/95 | 1     | W   | 5-0   | @ Boston | BRODEUR/Lacher | RICHER       |
| 05/08/95 | 2     | W   | 3-0   | @ Boston | BRODEUR/Lacher | RICHER       |
| 05/10/95 | 3     | L   | 2-3   | @ DEVILS | BRODEUR/Lacher | Neely        |
| 05/12/95 | 4     | Wo  | 1-0   | @ DEVILS | BRODEUR/Lacher | McKAY        |
| 05/14/95 | 5     | W   | 3-2   | @ Boston | BRODEUR/Lacher | ZELEPUKIN    |

Leading scorers: Devils, Richer 2g-6a-8pts; Boston, Bourque 0g-3a-3pts.

**1995 EASTERN CONFERENCE SEMIFINALS**

| DATE     | GAME# | RES | SCORE | LOCATION     | GOALTENDERS*    | WINNING GOAL |
|----------|-------|-----|-------|--------------|-----------------|--------------|
| 05/20/95 | 1     | L   | 2-3   | @ Pittsburgh | BRODEUR/Wregget | Robitaille   |
| 05/22/95 | 2     | W   | 4-2   | @ Pittsburgh | BRODEUR/Wregget | STEVENS      |
| 05/24/95 | 3     | W   | 5-1   | @ DEVILS     | BRODEUR/Wregget | HOLIK        |
| 05/26/95 | 4     | Wo  | 2-1   | @ DEVILS     | BRODEUR/Wregget | BROTEN, N.   |
| 05/28/95 | 5     | W   | 4-1   | @ Pittsburgh | BRODEUR/Wregget | LEMIEUX      |

Leading scorers: Devils, Lemieux 6g-1a-7pts; Pittsburgh, Francis 3g-2a-5pts, Murphy 0g-5a-5pts.

**1995 EASTERN CONFERENCE FINALS**

| DATE     | GAME# | RES | SCORE | LOCATION       | GOALTENDERS*    | WINNING GOAL |
|----------|-------|-----|-------|----------------|-----------------|--------------|
| 06/03/95 | 1     | W   | 4-1   | @ Philadelphia | BRODEUR/Hextall | NIEDERMAYER  |
| 06/05/95 | 2     | W   | 5-2   | @ Philadelphia | BRODEUR/Hextall | BROTEN, N.   |
| 06/07/95 | 3     | Lo  | 2-3   | @ DEVILS       | BRODEUR/Hextall | Lindros      |
| 06/10/95 | 4     | L   | 2-4   | @ DEVILS       | BRODEUR/Hextall | Brind'Amour  |
| 06/11/95 | 5     | W   | 3-2   | @ Philadelphia | BRODEUR/Hextall | LEMIEUX      |
| 06/13/95 | 6     | W   | 4-2   | @ DEVILS       | BRODEUR/Hextall | McKAY        |

Leading scorers: Devils, McKay 4g-3a-7pts; Philadelphia, Lindros 2g-3a-5pts.

**1995 STANLEY CUP FINALS**

| DATE     | GAME# | RES | SCORE | LOCATION  | GOALTENDERS*   | WINNING GOAL |
|----------|-------|-----|-------|-----------|----------------|--------------|
| 06/17/95 | 1     | W   | 2-1   | @ Detroit | BRODEUR/Vernon | LEMIEUX      |
| 06/20/95 | 2     | W   | 4-2   | @ Detroit | BRODEUR/Vernon | DOWD         |
| 06/22/95 | 3     | W   | 5-2   | @ DEVILS  | BRODEUR/Vernon | BROTEN, N.   |
| 06/24/95 | 4     | W   | 5-2   | @ DEVILS  | BRODEUR/Vernon | BROTEN, N.   |

Leading scorers: Devils, Broten 3g-3a-6pts; Detroit, Fedorov 3g-2a-5pts.

**1997 EASTERN CONFERENCE QUARTERFINALS**

| DATE     | GAME# | RES | SCORE | LOCATION   | GOALTENDERS*     | WINNING GOAL |
|----------|-------|-----|-------|------------|------------------|--------------|
| 04/17/97 | 1     | W   | 5-2   | @ DEVILS   | BRODEUR/Thibault | GUERIN       |
| 04/19/97 | 2     | W   | 4-1   | @ DEVILS   | BRODEUR/Thibault | MacLEAN      |
| 04/22/97 | 3     | W   | 6-4   | @ Montreal | BRODEUR/Thibault | ZELEPUKIN    |
| 04/24/97 | 4     | Lo  | 3-4   | @ Montreal | BRODEUR/Theodore | Brisebois*   |
| 04/26/97 | 5     | W   | 4-0   | @ DEVILS   | BRODEUR/Theodore | DEAN         |

Leading scorers: Devils, MacLean 3g-5a-8pts; Montreal, Recchi 4g-2a-6pts.

## 1997 EASTERN CONFERENCE SEMIFINALS

| DATE     | GAME# | RES | SCORE | LOCATION     | GOALTENDERS*    | WINNING GOAL |
|----------|-------|-----|-------|--------------|-----------------|--------------|
| 05/02/97 | 1     | W   | 2-0   | @ DEVILS     | BRODEUR/Richter | NIEDERMAYER  |
| 05/04/97 | 2     | L   | 0-2   | @ DEVILS     | BRODEUR/Richter | Leetch       |
| 05/06/97 | 3     | L   | 2-3   | @ NY Rangers | BRODEUR/Richter | Tikkanen     |
| 05/08/97 | 4     | L   | 0-3   | @ NY Rangers | BRODEUR/Richter | Graves       |
| 05/11/97 | 5     | Lo  | 1-2   | @ DEVILS     | BRODEUR/Richter | Graves       |

Leading scorers: Devils, Niedermayer 1g-1a-2pts, Rolston 1g-1a-2pts; NY Rangers, Gretzky 2g-3a-5pts.

## 1998 EASTERN CONFERENCE QUARTERFINALS

| DATE     | GAME# | RES | SCORE | LOCATION | GOALTENDERS*   | WINNING GOAL |
|----------|-------|-----|-------|----------|----------------|--------------|
| 04/22/98 | 1     | Lo  | 1-2   | @ DEVILS | BRODEUR/Rhodes | Gardiner     |
| 04/24/98 | 2     | W   | 3-1   | @ DEVILS | BRODEUR/Rhodes | GILMOUR      |
| 04/26/98 | 3     | Lo  | 1-2   | @ Ottawa | BRODEUR/Rhodes | Yashin       |
| 04/28/98 | 4     | L   | 3-4   | @ Ottawa | BRODEUR/Rhodes | Alfredsson   |
| 04/30/98 | 5     | W   | 3-1   | @ DEVILS | BRODEUR/Rhodes | ODELEIN      |
| 05/02/98 | 6     | L   | 1-3   | @ Ottawa | BRODEUR/Rhodes | Laukkanen    |

Leading scorers: Devils, Gilmour 5g-2a-7pts; Ottawa, Yashin 3g-2a-5pts.

## 1999 EASTERN CONFERENCE QUARTERFINALS

| DATE     | GAME# | RES | SCORE | LOCATION     | GOALTENDERS*     | WINNING GOAL |
|----------|-------|-----|-------|--------------|------------------|--------------|
| 04/22/99 | 1     | W   | 3-1   | @ DEVILS     | BRODEUR/Barrasso | SYKORA       |
| 04/24/99 | 2     | L   | 1-4   | @ DEVILS     | BRODEUR/Barrasso | Andrusak     |
| 04/25/99 | 3     | L   | 2-4   | @ Pittsburgh | BRODEUR/Barrasso | Kovalev      |
| 04/27/99 | 4     | W   | 4-2   | @ Pittsburgh | BRODEUR/Barrasso | BRYLIN       |
| 04/30/99 | 5     | W   | 4-3   | @ DEVILS     | BRODEUR/Barrasso | McKAY        |
| 05/02/99 | 6     | Lo  | 2-3   | @ Pittsburgh | BRODEUR/Barrasso | Jagr         |
| 05/04/99 | 7     | L   | 2-4   | @ DEVILS     | BRODEUR/Barrasso | Hrdina       |

Leading scorers: Devils, Holik 0g-7a-7pts; Pittsburgh, Straka 6g-5a-11pts.

## 2000 EASTERN CONFERENCE QUARTERFINALS

| DATE     | GAME# | RES | SCORE | LOCATION  | GOALTENDERS*   | WINNING GOAL |
|----------|-------|-----|-------|-----------|----------------|--------------|
| 04/13/00 | 1     | W   | 4-3   | @ DEVILS  | BRODEUR/Vernon | GOMEZ        |
| 04/16/00 | 2     | W   | 2-1   | @ DEVILS  | BRODEUR/Vernon | STEVENS      |
| 04/18/00 | 3     | W   | 2-1   | @ Florida | BRODEUR/Vernon | RAFALSKI     |
| 04/20/00 | 4     | W   | 4-1   | @ Florida | BRODEUR/Vernon | NIEDERMAYER  |

Leading scorers: Devils, Stevens, 2g-2a-4pts, Elias, 1g-3a-4pts; Florida, Bure 1g-3a-4pts.

## 2000 EASTERN CONFERENCE SEMIFINALS

| DATE     | GAME# | RES | SCORE | LOCATION  | GOALTENDERS*   | WINNING GOAL |
|----------|-------|-----|-------|-----------|----------------|--------------|
| 04/27/00 | 1     | L   | 1-2   | @ Toronto | BRODEUR/Joseph | Tucker       |
| 04/29/00 | 2     | W   | 1-0   | @ Toronto | BRODEUR/Joseph | WHITE        |
| 05/01/00 | 3     | W   | 5-1   | @ DEVILS  | BRODEUR/Joseph | GOMEZ        |
| 05/03/00 | 4     | L   | 2-3   | @ DEVILS  | BRODEUR/Joseph | Kaberle      |
| 05/06/00 | 5     | W   | 4-3   | @ Toronto | BRODEUR/Joseph | MADDEN       |
| 05/08/00 | 6     | W   | 3-0   | @ DEVILS  | BRODEUR/Joseph | SYKORA       |

Leading scorers: Devils, Elias 2g-4a-6pts; Toronto, Tucker 2g-1a-3pts, Berezin, 1g-2a-3pts, Korolev, 0g-3a-3pts.

## 2000 EASTERN CONFERENCE FINALS

| DATE     | GAME# | RES | SCORE | LOCATION       | GOALTENDERS*    | WINNING GOAL |
|----------|-------|-----|-------|----------------|-----------------|--------------|
| 05/14/00 | 1     | W   | 4-1   | @ Philadelphia | BRODEUR/Boucher | SYKORA       |
| 05/16/00 | 2     | L   | 3-4   | @ Philadelphia | BRODEUR/Boucher | Langkow      |
| 05/18/00 | 3     | L   | 2-4   | @ DEVILS       | BRODEUR/Boucher | Tocchet      |
| 05/20/00 | 4     | L   | 1-3   | @ DEVILS       | BRODEUR/Boucher | Berube       |
| 05/22/00 | 5     | W   | 4-1   | @ Philadelphia | BRODEUR/Boucher | HOLIK        |
| 05/24/00 | 6     | W   | 2-1   | @ DEVILS       | BRODEUR/Boucher | MOGILNY      |
| 05/26/00 | 7     | W   | 2-1   | @ Philadelphia | BRODEUR/Boucher | ELIAS        |

Leading scorers: Devils, Arnott 2g-5a-7pts; Philadelphia, Tocchet 4g-2a-6pts, Recchi, 3g-3a-6pts.

## 2000 STANLEY CUP FINALS

| DATE     | GAME# | RES | SCORE | LOCATION | GOALTENDERS*    | WINNING GOAL |
|----------|-------|-----|-------|----------|-----------------|--------------|
| 05/30/00 | 1     | W   | 7-3   | @ DEVILS | BRODEUR/Belfour | STEVENS      |
| 06/01/00 | 2     | L   | 1-2   | @ DEVILS | BRODEUR/Belfour | Hull         |
| 06/03/00 | 3     | W   | 2-1   | @ Dallas | BRODEUR/Belfour | SYKORA       |
| 06/05/00 | 4     | W   | 3-1   | @ Dallas | BRODEUR/Belfour | MADDEN       |
| 06/08/00 | 5     | Lo  | 0-1   | @ DEVILS | BRODEUR/Belfour | Modano       |
| 06/10/00 | 6     | Wo  | 2-1   | @ Dallas | BRODEUR/Belfour | ARNOTT       |

Leading scorers: Devils, Arnott 4g-3a-7pts; Dallas, Hull 2g-2a-4pts, Modano 1g-3a-4pts.

**2001 EASTERN CONFERENCE QUARTERFINALS**

| DATE     | GAME# | RES | SCORE | LOCATION   | GOALTENDERS* | WINNING GOAL |
|----------|-------|-----|-------|------------|--------------|--------------|
| 04/12/01 | 1     | W   | 5-1   | @ DEVILS   | BRODEUR/Irbe | HOLIK        |
| 04/15/01 | 2     | W   | 2-0   | @ DEVILS   | BRODEUR/Irbe | MOGILNY      |
| 04/17/01 | 3     | W   | 4-0   | @ Carolina | BRODEUR/Irbe | HOLIK        |
| 04/18/01 | 4     | Lo  | 2-3   | @ Carolina | BRODEUR/Irbe | Brind'Amour  |
| 04/20/01 | 5     | L   | 2-3   | @ DEVILS   | BRODEUR/Irbe | O'Neill      |
| 04/22/01 | 6     | W   | 5-1   | @ Carolina | BRODEUR/Irbe | BRYLIN       |

Leading Scorers: Devils, Holik 4g-4a-8pts; Carolina, Kapanen 2g-3a-5pts.

**2001 EASTERN CONFERENCE SEMIFINALS**

| DATE     | GAME# | RES | SCORE | LOCATION  | GOALTENDERS*   | WINNING GOAL |
|----------|-------|-----|-------|-----------|----------------|--------------|
| 04/26/01 | 1     | L   | 0-2   | @ DEVILS  | BRODEUR/Joseph | Antropov     |
| 04/28/01 | 2     | Wo  | 6-5   | @ DEVILS  | BRODEUR/Joseph | McKAY        |
| 05/01/01 | 3     | Wo  | 3-2   | @ Toronto | BRODEUR/Joseph | RAFALSKI     |
| 05/03/01 | 4     | L   | 1-3   | @ Toronto | BRODEUR/Joseph | Berezin      |
| 05/05/01 | 5     | L   | 2-3   | @ DEVILS  | BRODEUR/Joseph | Corbet       |
| 05/07/01 | 6     | W   | 4-2   | @ Toronto | BRODEUR/Joseph | RAFALSKI     |
| 05/09/01 | 7     | W   | 5-1   | @ DEVILS  | BRODEUR/Joseph | ELIAS        |

Leading Scorers: Devils, Mogilny 2g-5a-7pts, Gomez 2g-5a-7pts; Toronto, Sundin 4g-5a-9pts.

**2001 EASTERN CONFERENCE FINALS**

| DATE     | GAME# | RES | SCORE | LOCATION     | GOALTENDERS*    | WINNING GOAL |
|----------|-------|-----|-------|--------------|-----------------|--------------|
| 05/12/01 | 1     | W   | 3-1   | @ DEVILS     | BRODEUR/Hedberg | SYKORA       |
| 05/15/01 | 2     | L   | 2-4   | @ DEVILS     | BRODEUR/Hedberg | Corbet       |
| 05/17/01 | 3     | W   | 3-0   | @ Pittsburgh | BRODEUR/Hedberg | RAFALSKI     |
| 05/19/01 | 4     | W   | 5-0   | @ Pittsburgh | BRODEUR/Hedberg | ELIAS        |
| 05/22/01 | 5     | W   | 4-2   | @ DEVILS     | BRODEUR/Hedberg | HOLIK        |

Leading Scorers: Devils, Rafalski 3g-5a-8pts; Pittsburgh, Straka 2g-1a-3pts, Lemieux 0g-3a-3pts.

**2001 STANLEY CUP FINALS**

| DATE     | GAME# | RES | SCORE | LOCATION   | GOALTENDERS* | WINNING GOAL |
|----------|-------|-----|-------|------------|--------------|--------------|
| 05/26/01 | 1     | L   | 0-5   | @ Colorado | BRODEUR/Roy  | Sakic        |
| 05/29/01 | 2     | W   | 2-1   | @ Colorado | BRODEUR/Roy  | STEVENSON    |
| 05/31/01 | 3     | L   | 1-3   | @ DEVILS   | BRODEUR/Roy  | Bourque      |
| 06/02/01 | 4     | W   | 3-2   | @ DEVILS   | BRODEUR/Roy  | SYKORA       |
| 06/04/01 | 5     | W   | 4-1   | @ Colorado | BRODEUR/Roy  | MOGLINY      |
| 06/07/01 | 6     | L   | 0-4   | @ DEVILS   | BRODEUR/Roy  | Foote        |
| 06/09/01 | 7     | L   | 1-3   | @ Colorado | BRODEUR/Roy  | Tanguay      |

Leading Scorers: Devils, Elias 2g-3a-5pts; Colorado, Sakic 4g-5a-9pts.

**2002 EASTERN CONFERENCE QUARTERFINALS**

| DATE     | GAME# | RES | SCORE | LOCATION   | GOALTENDERS*   | WINNING GOAL |
|----------|-------|-----|-------|------------|----------------|--------------|
| 04/17/02 | 1     | L   | 1-2   | @ Carolina | BRODEUR/Irbe   | Cole         |
| 04/19/02 | 2     | Lo  | 1-2   | @ Carolina | BRODEUR/Irbe   | Battaglia    |
| 04/21/02 | 3     | W   | 4-0   | @ DEVILS   | BRODEUR/Irbe   | GIONTA       |
| 04/23/02 | 4     | W   | 3-1   | @ DEVILS   | BRODEUR/Irbe   | GIONTA       |
| 04/24/02 | 5     | Lo  | 2-3   | @ Carolina | BRODEUR/Weekes | Vasicek      |
| 04/27/02 | 6     | L   | 0-1   | @ DEVILS   | BRODEUR/Weekes | Francis      |

Leading Scorers: Devils, Elias 2g-4a-6pts; Carolina, Battaglia 1g-2a-3pts, Francis 1g-2a-3pts, Svoboda 0g-3a-3pts.

**2003 EASTERN CONFERENCE QUARTERFINALS**

| DATE     | GAME# | RES | SCORE | LOCATION | GOALTENDERS*    | WINNING GOAL  |
|----------|-------|-----|-------|----------|-----------------|---------------|
| 04/09/03 | 1     | W   | 2-1   | @ DEVILS | BRODEUR/Shields | LANGENBRUNNER |
| 04/11/03 | 2     | W   | 4-2   | @ DEVILS | BRODEUR/Shields | LANGENBRUNNER |
| 04/13/03 | 3     | W   | 3-0   | @ Boston | BRODEUR/Hackett | STEVENS       |
| 04/15/03 | 4     | L   | 1-5   | @ Boston | BRODEUR/Hackett | McGillis      |
| 04/17/03 | 5     | W   | 3-0   | @ DEVILS | BRODEUR/Hackett | MADDEN        |

Leading Scorers: Devils, Madden 2g-6a-8pts; Boston, McGillis 3g-0a-3pts, Thornton 1g-2a-3pts.

**2003 EASTERN CONFERENCE SEMIFINALS**

| DATE     | GAME# | RES | SCORE | LOCATION    | GOALTENDERS*       | WINNING GOAL  |
|----------|-------|-----|-------|-------------|--------------------|---------------|
| 04/24/03 | 1     | W   | 3-0   | @ DEVILS    | BRODEUR/Khabibulin | LANGENBRUNNER |
| 04/26/03 | 2     | Wo  | 3-2   | @ DEVILS    | BRODEUR/Khabibulin | LANGENBRUNNER |
| 04/28/03 | 3     | L   | 3-4   | @ Tampa Bay | BRODEUR/Khabibulin | Andreychuk    |
| 04/30/03 | 4     | W   | 3-1   | @ Tampa Bay | BRODEUR/Khabibulin | ELIAS         |
| 05/02/03 | 5     | Wo  | 2-1   | @ DEVILS    | BRODEUR/Grahame    | MARSHALL      |

Leading Scorers: Devils, Gomez 1g-6a-7pts; Tampa Bay, St. Louis 2g-1a-3pts, Richards 0g-3a-3pts.

## 2003 EASTERN CONFERENCE FINALS

| DATE     | GAME# | RES | SCORE | LOCATION | GOALTENDERS*   | WINNING GOAL |
|----------|-------|-----|-------|----------|----------------|--------------|
| 05/10/03 | 1     | Lo  | 2-3   | @ Ottawa | BRODEUR/Lalime | Van Allen    |
| 05/13/03 | 2     | W   | 4-1   | @ Ottawa | BRODEUR/Lalime | FRIESEN      |
| 05/15/03 | 3     | W   | 1-0   | @ DEVILS | BRODEUR/Lalime | BRYLIN       |
| 05/17/03 | 4     | W   | 5-2   | @ DEVILS | BRODEUR/Lalime | FRIESEN      |
| 05/19/03 | 5     | L   | 1-3   | @ Ottawa | BRODEUR/Lalime | Havlat       |
| 05/21/03 | 6     | Lo  | 1-2   | @ DEVILS | BRODEUR/Lalime | Phillips     |
| 05/23/03 | 7     | W   | 3-2   | @ Ottawa | BRODEUR/Lalime | FRIESEN      |

Leading Scorers: Devils, Friesen 3g-2a-5pts, Pandolfo 3g-2a-5pts, Niedermayer 0g-5a-5pts; Ottawa, Hossa 0g-4a-4pts.

## 2003 STANLEY CUP FINALS

| DATE     | GAME# | RES | SCORE | LOCATION  | GOALTENDERS*    | WINNING GOAL |
|----------|-------|-----|-------|-----------|-----------------|--------------|
| 05/27/03 | 1     | W   | 3-0   | @ DEVILS  | BRODEUR/Giguere | FRIESEN      |
| 05/29/03 | 2     | W   | 3-0   | @ DEVILS  | BRODEUR/Giguere | ELIAS        |
| 05/31/03 | 3     | Lo  | 2-3   | @ Anaheim | BRODEUR/Giguere | Salei        |
| 06/02/03 | 4     | Lo  | 0-1   | @ Anaheim | BRODEUR/Giguere | Thomas       |
| 06/05/03 | 5     | W   | 6-3   | @ DEVILS  | BRODEUR/Giguere | PANDOLFO     |
| 06/07/03 | 6     | L   | 2-5   | @ Anaheim | BRODEUR/Giguere | Thomas       |
| 06/09/03 | 7     | W   | 3-0   | @ DEVILS  | BRODEUR/Giguere | RUPP         |

Leading Scorers: Devils, Elias 3g-4a-7pts; Anaheim, Sykora 2g-3a-5pts.

## 2004 EASTERN CONFERENCE QUARTERFINALS

| DATE     | GAME# | RES | SCORE | LOCATION       | GOALTENDERS*  | WINNING GOAL |
|----------|-------|-----|-------|----------------|---------------|--------------|
| 04/08/04 | 1     | L   | 2-3   | @ Philadelphia | BRODEUR/Esche | Primeau      |
| 04/10/04 | 2     | L   | 2-3   | @ Philadelphia | BRODEUR/Esche | Timander     |
| 04/12/04 | 3     | W   | 4-2   | @ DEVILS       | BRODEUR/Esche | ELIAS        |
| 04/14/04 | 4     | L   | 0-3   | @ DEVILS       | BRODEUR/Esche | Johnsson     |
| 04/17/04 | 5     | L   | 1-3   | @ Philadelphia | BRODEUR/Esche | Markov       |

Leading Scorers: Devils, Gomez 0g-6a-6pts; Philadelphia, Zhamnov 3g-5a-8pts.

## 2006 EASTERN CONFERENCE QUARTERFINALS

| DATE     | GAME# | RES | SCORE | LOCATION     | GOALTENDERS*      | WINNING GOAL  |
|----------|-------|-----|-------|--------------|-------------------|---------------|
| 04/22/06 | 1     | W   | 6-1   | @ DEVILS     | BRODEUR/Lundqvist | GOMEZ         |
| 04/24/06 | 2     | W   | 4-1   | @ DEVILS     | BRODEUR/Weekes    | GIONTA        |
| 04/26/06 | 3     | W   | 3-0   | @ NY Rangers | BRODEUR/Lundqvist | LANGENBRUNNER |
| 04/29/06 | 4     | W   | 4-2   | @ NY Rangers | BRODEUR/Lundqvist | GIONTA        |

Leading Scorers: Devils, Elias 5g-6a-11pts; NY Rangers, Betts 1g-1a-2pts.

## 2006 EASTERN CONFERENCE SEMIFINALS

| DATE     | GAME# | RES | SCORE | LOCATION   | GOALTENDERS*     | WINNING GOAL |
|----------|-------|-----|-------|------------|------------------|--------------|
| 05/06/06 | 1     | L   | 0-6   | @ Carolina | BRODEUR/Ward, C. | Whitney      |
| 05/08/06 | 2     | Lo  | 2-3   | @ Carolina | BRODEUR/Ward, C. | Wallin       |
| 05/10/06 | 3     | L   | 2-3   | @ DEVILS   | BRODEUR/Ward, C. | Brind'Amour  |
| 05/13/06 | 4     | W   | 5-1   | @ DEVILS   | BRODEUR/Ward, C. | PANDOLFO     |
| 05/14/06 | 5     | L   | 1-4   | @ Carolina | BRODEUR/Ward, C. | Stillman     |

Leading Scorers: Devils, Elias 1g-4a-5pts, Langenbrunner 1g-4a-5pts, Rafalski 0g-5a-5pts; Carolina, Staal 3g-4a-7pts.

## 2007 EASTERN CONFERENCE QUARTERFINALS

| DATE     | GAME# | RES | SCORE | LOCATION    | GOALTENDERS*      | WINNING GOAL |
|----------|-------|-----|-------|-------------|-------------------|--------------|
| 04/12/07 | 1     | W   | 5-3   | @ DEVILS    | BRODEUR/Holmqvist | PARISE       |
| 04/14/07 | 2     | L   | 2-3   | @ DEVILS    | BRODEUR/Holmqvist | Lecavalier   |
| 04/16/07 | 3     | L   | 2-3   | @ Tampa Bay | BRODEUR/Holmqvist | Prospal      |
| 04/18/07 | 4     | Wo  | 4-3   | @ Tampa Bay | BRODEUR/Holmqvist | GOMEZ        |
| 04/20/07 | 5     | W   | 3-0   | @ DEVILS    | BRODEUR/Holmqvist | GREENE       |
| 04/22/07 | 6     | W   | 3-2   | @ Tampa Bay | BRODEUR/Holmqvist | GIONTA       |

Leading Scorers: Devils, Gomez 2g-7a-9pts; Tampa Bay, Richards 3g-5a-8pts, St. Louis 3g-5a-8pts.

## 2007 EASTERN CONFERENCE SEMIFINALS

| DATE     | GAME# | RES | SCORE | LOCATION | GOALTENDERS*  | WINNING GOAL  |
|----------|-------|-----|-------|----------|---------------|---------------|
| 04/26/07 | 1     | L   | 4-5   | @ DEVILS | BRODEUR/Emery | Redden        |
| 04/28/07 | 2     | Wo  | 3-2   | @ DEVILS | BRODEUR/Emery | LANGENBRUNNER |
| 04/30/07 | 3     | L   | 0-2   | @ Ottawa | BRODEUR/Emery | Preissing     |
| 05/02/07 | 4     | L   | 2-3   | @ Ottawa | BRODEUR/Emery | Fisher        |
| 05/05/07 | 5     | L   | 2-3   | @ DEVILS | BRODEUR/Emery | Alfredsson    |

Leading Scorers: Devils, Gomez 2g-3a-5pts; Ottawa, Heatley 3g-7a-10pts.

## 2008 EASTERN CONFERENCE QUARTERFINALS

| DATE     | GAME# | RES | SCORE | LOCATION     | GOALTENDERS*      | WINNING GOAL |
|----------|-------|-----|-------|--------------|-------------------|--------------|
| 04/09/08 | 1     | L   | 1-4   | @ DEVILS     | BRODEUR/Lundqvist | Callahan     |
| 04/11/08 | 2     | L   | 1-2   | @ DEVILS     | BRODEUR/Lundqvist | Avery        |
| 04/13/08 | 3     | Wo  | 4-3   | @ NY Rangers | BRODEUR/Lundqvist | MADDEN       |
| 04/16/08 | 4     | L   | 3-5   | @ NY Rangers | BRODEUR/Lundqvist | Staal        |
| 04/18/08 | 5     | L   | 3-5   | @ DEVILS     | BRODEUR/Lundqvist | Drury        |

Leading Scorers: Devils, Elias 4g-2a-6pts; NY Rangers, Jagr 2g-6a-8pts.

## 2009 EASTERN CONFERENCE QUARTERFINALS

| DATE     | GAME# | RES | SCORE | LOCATION   | GOALTENDERS* | WINNING GOAL |
|----------|-------|-----|-------|------------|--------------|--------------|
| 04/15/09 | 1     | W   | 4-1   | @ DEVILS   | BRODEUR/Ward | PARISE       |
| 04/17/09 | 2     | Lo  | 1-2   | @ DEVILS   | BRODEUR/Ward | Gleason      |
| 04/19/09 | 3     | Wo  | 3-2   | @ Carolina | BRODEUR/Ward | ZAJAC        |
| 04/21/09 | 4     | L   | 3-4   | @ Carolina | BRODEUR/Ward | Jokinen      |
| 04/23/09 | 5     | W   | 1-0   | @ DEVILS   | BRODEUR/Ward | CLARKSON     |
| 04/26/09 | 6     | L   | 0-4   | @ Carolina | BRODEUR/Ward | Whitney      |
| 04/28/09 | 7     | L   | 3-4   | @ DEVILS   | BRODEUR/Ward | Staal        |

Leading Scorers: Devils, Parise 3g-3a-6pts; Carolina, Staal 5g-2a-7pts.

## 2010 EASTERN CONFERENCE QUARTERFINALS

| DATE     | GAME# | RES | SCORE | LOCATION       | GOALTENDERS*    | WINNING GOAL |
|----------|-------|-----|-------|----------------|-----------------|--------------|
| 04/14/10 | 1     | L   | 1-2   | @ DEVILS       | BRODEUR/Boucher | Richards     |
| 04/16/10 | 2     | W   | 3-5   | @ DEVILS       | BRODEUR/Boucher | ZUBRUS       |
| 04/18/10 | 3     | Lo  | 2-3   | @ Philadelphia | BRODEUR/Boucher | Carullo      |
| 04/20/10 | 4     | L   | 1-4   | @ Philadelphia | BRODEUR/Boucher | Briere       |
| 04/22/10 | 5     | L   | 0-3   | @ DEVILS       | BRODEUR/Boucher | Briere       |

Leading Scorers: Devils, Kovalchuk 2g-4a-6pts; Philadelphia, Richards 2g-6a-8pts.

## 2012 EASTERN CONFERENCE QUARTERFINALS

| DATE     | GAME# | RES | SCORE | LOCATION  | GOALTENDERS*       | WINNING GOAL |
|----------|-------|-----|-------|-----------|--------------------|--------------|
| 04/13/12 | 1     | W   | 3-2   | @ Florida | BRODEUR/Theodore   | CARTER       |
| 04/15/12 | 2     | L   | 2-4   | @ Florida | BRODEUR/Theodore   | Goc          |
| 04/17/12 | 3     | L   | 3-4   | @ DEVILS  | HEDBERG/Clemmensen | Campbell     |
| 04/19/12 | 4     | W   | 4-0   | @ DEVILS  | BRODEUR/Clemmensen | PARISE       |
| 04/21/12 | 5     | L   | 0-3   | @ Florida | BRODEUR/Theodore   | Versteeg     |
| 04/24/12 | 6     | Wo  | 3-2   | @ DEVILS  | BRODEUR/Clemmensen | ZAJAC        |
| 04/26/12 | 7     | Wo  | 3-2   | @ Florida | BRODEUR/Theodore   | HENRIQUE     |

Leading Scorers: Devils, Zajac 3g-3a-6pts; Florida, Bergenheim 3g-3a-6pts.

## 2012 EASTERN CONFERENCE SEMIFINALS

| DATE     | GAME# | RES | SCORE | LOCATION       | GOALTENDERS*      | WINNING GOAL |
|----------|-------|-----|-------|----------------|-------------------|--------------|
| 04/29/12 | 1     | Lo  | 3-4   | @ Philadelphia | BRODEUR/Bryzgalov | Briere       |
| 05/01/12 | 2     | W   | 4-1   | @ Philadelphia | BRODEUR/Bryzgalov | CLARKSON     |
| 05/03/12 | 3     | Wo  | 4-3   | @ DEVILS       | BRODEUR/Bryzgalov | PONIKAROVSKY |
| 05/06/12 | 4     | W   | 4-2   | @ DEVILS       | BRODEUR/Bryzgalov | ZUBRUS       |
| 05/08/12 | 5     | W   | 3-1   | @ Philadelphia | BRODEUR/Bryzgalov | CLARKSON     |

Leading Scorers: Devils, Kovalchuk 2g-5a-7pts; Philadelphia, Briere 3g-2a-5pts.

## 2012 EASTERN CONFERENCE FINALS

| DATE     | GAME# | RES | SCORE | LOCATION     | GOALTENDERS*      | WINNING GOAL |
|----------|-------|-----|-------|--------------|-------------------|--------------|
| 05/14/12 | 1     | L   | 0-3   | @ NY Rangers | BRODEUR/Lundqvist | Girardi      |
| 05/16/12 | 2     | W   | 3-2   | @ NY Rangers | BRODEUR/Lundqvist | CLARKSON     |
| 05/19/12 | 3     | L   | 0-3   | @ DEVILS     | BRODEUR/Lundqvist | Girardi      |
| 05/21/12 | 4     | W   | 4-1   | @ DEVILS     | BRODEUR/Lundqvist | ZAJAC        |
| 05/23/12 | 5     | W   | 5-3   | @ NY Rangers | BRODEUR/Lundqvist | CARTER       |
| 05/25/12 | 6     | Wo  | 3-2   | @ DEVILS     | BRODEUR/Lundqvist | HENRIQUE     |

Leading Scorers: Devils, Parise 3g-3a-6pts; NY Rangers, Fedotenko 2g-3a-5pts.

## 2012 STANLEY CUP FINALS

| DATE     | GAME# | RES | SCORE | LOCATION      | GOALTENDERS*  | WINNING GOAL |
|----------|-------|-----|-------|---------------|---------------|--------------|
| 05/30/12 | 1     | Lo  | 1-2   | @ DEVILS      | BRODEUR/Quick | Kopitar      |
| 06/02/12 | 2     | Lo  | 1-2   | @ DEVILS      | BRODEUR/Quick | Carter       |
| 06/04/12 | 3     | L   | 0-4   | @ Los Angeles | BRODEUR/Quick | Martinez     |
| 06/06/12 | 4     | W   | 3-1   | @ Los Angeles | BRODEUR/Quick | HENRIQUE     |
| 06/09/12 | 5     | W   | 2-1   | @ DEVILS      | BRODEUR/Quick | SALVADOR     |
| 06/11/12 | 6     | L   | 1-6   | @ Los Angeles | BRODEUR/Quick | Carter       |

Leading Scorers: Devils, Salvador 1g-2a-3pts; Los Angeles, Doughty 2g-4a-6pts.

\*Denotes goaltender of record.

## 2018 EASTERN CONFERENCE QUARTERFINALS

| DATE    | GAME# | RES | SCORE | LOCATION    | GOALTENDERS*          | WINNING GOAL |
|---------|-------|-----|-------|-------------|-----------------------|--------------|
| 4/12/18 | 1     | L   | 2-5   | @ Tampa Bay | KINKAID/Vasilevskiy   | Gourde       |
| 4/14/18 | 2     | L   | 3-5   | @ Tampa Bay | KINKAID/Vasilevskiy   | Kucherov     |
| 4/16/18 | 3     | W   | 5-2   | @ DEVILS    | SCHNEIDER/Vasilevskiy | NOESEN       |
| 4/18/18 | 4     | L   | 1-3   | @ DEVILS    | SCHNEIDER/Vasilevskiy | Kucherov     |
| 4/21/18 | 5     | L   | 1-3   | @ Tampa Bay | SCHNEIDER/Vasilevskiy | Kucherov     |

Leading Scorers: Devils, Hall 2g-4a-6pts; Tampa Bay, Kucherov 5g-5a-10pts.

\*Denotes goaltender of record.

## 2023 EASTERN CONFERENCE FIRST ROUND

| DATE    | GAME# | RES | SCORE | LOCATION    | GOALTENDERS*       | WINNING GOAL |
|---------|-------|-----|-------|-------------|--------------------|--------------|
| 4/18/23 | 1     | L   | 1-5   | @DEVILS     | VANECEK/Shesterkin | Kreider      |
| 4/20/23 | 2     | L   | 1-5   | @DEVILS     | VANECEK/Shesterkin | Kreider      |
| 4/22/23 | 3     | Wo  | 2-1   | @NY Rangers | SCHMID/Shesterkin  | HAMILTON     |
| 4/24/23 | 4     | W   | 3-1   | @NY Rangers | SCHMID/Shesterkin  | SIEGENTHALER |
| 4/27/23 | 5     | W   | 4-0   | @DEVILS     | SCHMID/Shesterkin  | PALAT        |
| 4/29/23 | 6     | L   | 2-5   | @NY Rangers | SCHMID/Shesterkin  | Tarasenko    |
| 5/1/23  | 7     | W   | 4-0   | @ DEVILS    | SCHMID/Shesterkin  | MCLEOD       |

Leading Scorers: Devils, Haula 4g-2a=6pts; NY Rangers, Kreider 6g-3a=9pts

## 2023 EASTERN CONFERENCE SECOND ROUND

| DATE    | GAME# | RES | SCORE | LOCATION  | GOALTENDERS*       | WINNING GOAL |
|---------|-------|-----|-------|-----------|--------------------|--------------|
| 5/3/23  | 1     | L   | 1-5   | @Carolina | SCHMID/Andersen    | Jarvis       |
| 5/5/23  | 2     | L   | 1-6   | @Carolina | SCHMID/Andersen    | Kotkaniemi   |
| 5/7/23  | 3     | W   | 8-4   | @DEVILS   | VANECEK/Kotchetkov | SEVERSON     |
| 5/9/23  | 4     | L   | 1-6   | @DEVILS   | VANECEK/Andersen   | Necas        |
| 5/11/23 | 5     | Lo  | 2-3   | @Carolina | SCHMID/Andersen    | Fast         |

Leading Scorers: Devils, J. Hughes 3g-3a=6pts; Carolina, Martinook 3g-7a=10pts

# ***NEW JERSEY DEVILS***



25 Lafayette St.  
Newark, NJ 07102  
(973) 757-6100

## **DIRECTIONS:**

### **From Newark Penn Station**

- Walk through the terminal and up the staircase to Gateway Center.
- Walk the full length of the Gateway Complex and exit the building onto Mulberry Street.
- Continue left on Mulberry Street until reaching Prudential Center, which is across the street on the right.

### **From New Jersey Turnpike**

- Take exit 15E (Newark/Jersey City), follow signs to Raymond Blvd. At the stop light, make a right and proceed about two miles to Mulberry Street (Downtown Newark).
- Turn left onto Mulberry Street.
- Continue past Market Street and Edison Place, Prudential Center is on the right.

### **From Garden State Parkway South**

- Take exit 145, follow signs to Route 280 East (Harrison/Newark).
- Take exit 15A (Route 21/Downtown Newark).
- Make right and proceed for 1/2 mile on Route 21 until the Market Street intersection.
- Make a right at the light onto Market Street.
- Make a left at the next light at the intersection of Market and Mulberry Streets, Prudential Center is on the right.

### **From Garden State Parkway North/Route 78**

- Take exit 142 (Route 78), follow Route 78 East to exit 58A and follow signs for Rts. 1 and 9 North and then proceed to Rt. 21 North (McCarter Highway).
- Continue north on Rt. 21 for approximately 1 1/2 miles. At the Market Street intersection, make a left onto Market Street.
- Make a left at the next light at the intersection of Market and Mulberry Streets, Prudential Center is on the right.

### **From Newark Liberty International Airport**

- Follow signs for Rts. 1 and 9 North and follow directions above for Garden State Parkway North.

### **From New York City**

- From George Washington Bridge or Lincoln Tunnel follow signs to New Jersey Turnpike South.
- Follow directions above for New Jersey Turnpike.

## OVERTIME GAMES (18-28, ,391)

| NO. | DATE    | RD./GM. | SCORE                      | WINNING GOAL        | GOALTENDERS        | TIME  |
|-----|---------|---------|----------------------------|---------------------|--------------------|-------|
| 1.  | 4/06/88 | 1/1     | DEVILS 3 at NY Islanders 4 | Pat LaFontaine      | BURKE/Hrudy        | 6:11  |
| 2.  | 4/10/88 | 1/4     | NY Islanders 5 at DEVILS 4 | Duane Sutter        | BURKE/Hrudy        | 15:07 |
| 3.  | 5/04/88 | 3/2     | DEVILS 3 at Boston 2       | DOUG BROWN          | BURKE/Lemelin      | 17:46 |
| 4.  | 4/05/90 | 1/1     | Washington 5 at DEVILS 4   | Dino Ciccarelli     | BURKE/Liut         | 5:34  |
| 5.  | 4/05/91 | 1/2     | DEVILS 4 at Pittsburgh 5   | Jaromir Jagr        | TERRERI/Barrasso   | 8:52  |
| 6.  | 4/27/94 | 1/6     | DEVILS 0 at Buffalo 1      | Dave Hannan         | BRODEUR/Hasek      | 65:43 |
| 7.  | 5/03/94 | 2/2     | Boston 6 at DEVILS 5       | Don Sweeney         | BRODEUR/Casey      | 9:08  |
| 8.  | 5/07/94 | 2/4     | DEVILS 5 at Boston 4       | STEPHANE RICHER     | TERRERI/Casey      | 14:19 |
| 9.  | 5/15/94 | 3/1     | DEVILS 4 at NY Rangers 3   | STEPHANE RICHER     | BRODEUR/Richter    | 35:23 |
| 10. | 5/19/94 | 3/3     | NY Rangers 3 at DEVILS 2   | Stephane Matteau    | BRODEUR/Richter    | 26:13 |
| 11. | 5/27/94 | 3/7     | DEVILS 1 at NY Rangers 2   | Stephane Matteau    | BRODEUR/Richter    | 24:24 |
| 12. | 5/12/95 | 1/4     | Boston 0 at DEVILS 1       | RANDY MCKAY         | BRODEUR/Lacher     | 8:51  |
| 13. | 5/26/95 | 2/4     | Pittsburgh 1 at DEVILS 2   | NEAL BROTEN         | BRODEUR/Wregget    | 18:36 |
| 14. | 6/07/95 | 3/3     | Philadelphia 3 at DEVILS 2 | Eric Lindros        | BRODEUR/Hexall     | 4:19  |
| 15. | 4/24/97 | 1/4     | DEVILS 3 at Montreal 4     | Patrice Brisebois   | BRODEUR/Theodore   | 47:37 |
| 16. | 5/11/97 | 2/5     | NY Rangers 2 at DEVILS 1   | Adam Graves         | BRODEUR/Richter    | 14:08 |
| 17. | 4/22/98 | 1/1     | Ottawa 2 at DEVILS 1       | Bruce Gardiner      | BRODEUR/Rhodes     | 5:58  |
| 18. | 4/26/98 | 1/3     | DEVILS 1 at Ottawa 2       | Alexei Yashin       | BRODEUR/Rhodes     | 2:47  |
| 19. | 5/02/99 | 1/6     | DEVILS 2 at Pittsburgh 3   | Jaromir Jagr        | BRODEUR/Barrasso   | 8:59  |
| 20. | 6/08/00 | 4/5     | Dallas 1 at DEVILS 0       | Mike Modano         | BRODEUR/Belfour    | 46:21 |
| 21. | 6/10/00 | 4/6     | DEVILS 2 at Dallas 1       | JASON ARNOTT        | BRODEUR/Belfour    | 28:20 |
| 22. | 4/18/01 | 1/4     | DEVILS 2 at Carolina 3     | Rod Brind'Amour     | BRODEUR/Irbe       | 0:46  |
| 23. | 4/28/01 | 2/2     | Toronto 5 at DEVILS 6      | RANDY MCKAY         | BRODEUR/Joseph     | 5:31  |
| 24. | 5/01/01 | 2/3     | DEVILS 3 at Toronto 2      | BRIAN RAFALSKI      | BRODEUR/Joseph     | 7:00  |
| 25. | 4/19/02 | 1/2     | DEVILS 1 at Carolina 2     | Bates Battaglia     | BRODEUR/Irbe       | 15:26 |
| 26. | 4/24/02 | 1/5     | DEVILS 2 at Carolina 3     | Josef Vasicek       | BRODEUR/Weekes     | 8:16  |
| 27. | 4/26/03 | 2/2     | Tampa Bay 2 at DEVILS 3    | JAMIE LANGENBRUNNER | BRODEUR/Khabibulin | 2:09  |
| 28. | 5/02/03 | 2/5     | Tampa Bay 1 at DEVILS 2    | GRANT MARSHALL      | BRODEUR/Grahame    | 51:12 |
| 29. | 5/10/03 | 3/1     | DEVILS 2 at Ottawa 3       | Shaun Van Allen     | BRODEUR/Lalime     | 3:08  |
| 30. | 5/21/03 | 3/6     | Ottawa 2 at DEVILS 1       | Chris Phillips      | BRODEUR/Lalime     | 15:51 |
| 31. | 5/31/03 | 4/3     | DEVILS 2 at Anaheim 3      | Ruslan Salei        | BRODEUR/Giguere    | 6:59  |
| 32. | 6/02/03 | 4/4     | DEVILS 0 at Anaheim 1      | Steve Thomas        | BRODEUR/Giguere    | 0:39  |
| 33. | 5/08/06 | 2/2     | DEVILS 2 at Carolina 3     | Niclas Wallin       | BRODEUR/Ward, C.   | 3:09  |
| 34. | 4/18/07 | 1/4     | DEVILS 3 at Tampa Bay 3    | SCOTT GOMEZ         | BRODEUR/Holmqvist  | 12:54 |
| 35. | 4/28/07 | 2/2     | Ottawa 2 at DEVILS 3       | JAMIE LANGENBRUNNER | BRODEUR/Emery      | 21:55 |
| 36. | 4/13/08 | 1/3     | DEVILS 4 at NY Rangers 3   | JOHN MADDEN         | BRODEUR/Lundqvist  | 6:01  |
| 37. | 4/17/09 | 1/2     | Carolina 2 at DEVILS 1     | Tim Gleason         | BRODEUR/Ward       | 2:40  |
| 38. | 4/19/09 | 1/3     | DEVILS 3 at Carolina 2     | TRAVIS ZAJAC        | BRODEUR/Ward       | 4:58  |
| 39. | 4/18/10 | 1/3     | DEVILS 2 at Philadelphia 3 | Daniel Carcillo     | BRODEUR/Boucher    | 3:35  |
| 40. | 4/24/12 | 1/6     | Florida 2 at DEVILS 3      | TRAVIS ZAJAC        | BRODEUR/Clemmensen | 5:39  |
| 41. | 4/26/12 | 1/7     | DEVILS 3 at Florida 2      | ADAM HENRIQUE       | BRODEUR/Theodore   | 23:47 |
| 42. | 4/29/12 | 2/1     | DEVILS 3 at Philadelphia 4 | Danny Briere        | BRODEUR/Bryzgalov  | 4:36  |
| 43. | 5/03/12 | 2/3     | Philadelphia 3 at DEVILS 4 | ALEXEI PONIKAROVSKY | BRODEUR/Bryzgalov  | 17:21 |
| 44. | 5/25/12 | 3/6     | NY Rangers 2 at DEVILS 3   | ADAM HENRIQUE       | BRODEUR/Lundqvist  | 1:03  |
| 45. | 5/30/12 | 4/1     | Los Angeles 2 at DEVILS 1  | Anze Kopitar        | BRODEUR/Quick      | 8:13  |
| 46. | 6/02/12 | 4/2     | Los Angeles 2 at DEVILS 1  | Jeff Carter         | BRODEUR/Quick      | 13:42 |
| 47. | 4/22/23 | 1/3     | DEVILS 2 at NY Rangers 1   | DOUGIE HAMILTON     | SCHMID/Shesterkin  | 11:36 |
| 48. | 5/11/23 | 2/5     | DEVILS 2 at Carolina 3     | Jesper Fast         | SCHMID/Andersen    | 7:09  |

## CURRENT DEVILS' OVERTIME GOALS

| NO.                        | DATE    | SCORE                    | TIME  | GOALTENDER |
|----------------------------|---------|--------------------------|-------|------------|
| <b>DOUGIE HAMILTON (1)</b> |         |                          |       |            |
| 1.                         | 4/22/23 | DEVILS 2 at NY Rangers 1 | 11:36 | Shesterkin |



## SHUTOUTS

| NO. | DATE    | GOALTENDER     | SCORE                      |
|-----|---------|----------------|----------------------------|
| 1.  | 4/09/88 | Sean Burke     | NY Islanders 0 at DEVILS 3 |
| 2.  | 5/09/94 | Martin Brodeur | Boston 0 at Devils 2       |
| 3.  | 5/07/95 | Martin Brodeur | DEVILS 5 at Boston 0       |
| 4.  | 5/08/95 | Martin Brodeur | DEVILS 3 at Boston 0       |
| 5.  | 5/12/95 | Martin Brodeur | Boston 0 at DEVILS 1 (OT)  |
| 6.  | 4/26/97 | Martin Brodeur | Montreal 0 at DEVILS 4     |
| 7.  | 5/02/97 | Martin Brodeur | NY Rangers 0 at DEVILS 2   |
| 8.  | 4/29/00 | Martin Brodeur | DEVILS 1 at Toronto 0      |
| 9.  | 5/08/00 | Martin Brodeur | Toronto 0 at DEVILS 3      |
| 10. | 4/15/01 | Martin Brodeur | Carolina 0 at DEVILS 2     |
| 11. | 4/17/01 | Martin Brodeur | DEVILS 4 at Carolina 0     |
| 12. | 5/17/01 | Martin Brodeur | DEVILS 5 at Pittsburgh 0   |
| 13. | 5/19/01 | Martin Brodeur | DEVILS 3 at Pittsburgh 0   |
| 14. | 4/21/02 | Martin Brodeur | Carolina 0 at DEVILS 4     |
| 15. | 4/13/03 | Martin Brodeur | DEVILS 3 at Boston 0       |
| 16. | 4/17/03 | Martin Brodeur | Boston 0 at DEVILS 3       |
| 17. | 4/24/03 | Martin Brodeur | Tampa Bay 0 at DEVILS 3    |
| 18. | 5/15/03 | Martin Brodeur | Ottawa 0 at DEVILS 1       |
| 19. | 5/27/03 | Martin Brodeur | Anaheim 0 at DEVILS 3      |
| 20. | 5/29/03 | Martin Brodeur | Anaheim 0 at DEVILS 3      |
| 21. | 6/09/03 | Martin Brodeur | Anaheim 0 at DEVILS 3      |
| 22. | 4/26/06 | Martin Brodeur | DEVILS 3 at NY Rangers 0   |
| 23. | 4/20/07 | Martin Brodeur | Tampa Bay 0 at DEVILS 3    |
| 24. | 4/23/09 | Martin Brodeur | Carolina 0 at DEVILS 1     |
| 25. | 4/19/12 | Martin Brodeur | Florida 0 at DEVILS 4      |
| 26. | 4/27/23 | Akira Schmid   | NY Rangers 0 at DEVILS 4   |
| 27. | 5/1/23  | Akira Schmid   | NY Rangers 0 at DEVILS 4   |

## SHUTOUTS VS. DEVILS

| NO. | DATE    | GOALTENDER             | SCORE                        |
|-----|---------|------------------------|------------------------------|
| 1.  | 4/15/91 | Frank Pietrangelo      | DEVILS 0 at Pittsburgh 4     |
| 2.  | 4/25/92 | Mike Richter           | NY Rangers 3 at DEVILS 0     |
| 3.  | 4/20/93 | Tom Barrasso           | DEVILS 0 at Pittsburgh 7     |
| 4.  | 4/17/94 | Dominik Hasek          | Buffalo 2 at DEVILS 0        |
| 5.  | 4/27/94 | Dominik Hasek          | DEVILS 0 at Buffalo 1 (4 OT) |
| 6.  | 5/27/94 | Mike Richter           | DEVILS 0 at NY Rangers 4     |
| 7.  | 5/04/97 | Mike Richter           | NY Rangers 2 at DEVILS 0     |
| 8.  | 5/08/97 | Mike Richter           | DEVILS 0 at NY Rangers 3     |
| 9.  | 6/08/00 | Ed Belfour             | Dallas 1 at DEVILS 0 (3 OT)  |
| 10. | 4/26/01 | Curtis Joseph          | Toronto 2 at DEVILS 0        |
| 11. | 5/26/01 | Patrick Roy            | DEVILS 0 at Colorado 5       |
| 12. | 6/07/01 | Patrick Roy            | Colorado 4 at DEVILS 0       |
| 13. | 4/27/02 | Kevin Weekes           | Carolina 1 at DEVILS 0       |
| 14. | 6/02/03 | Jean-Sebastien Giguere | DEVILS 0 at Anaheim 1 (OT)   |
| 15. | 4/14/04 | Robert Esche           | Philadelphia 3 at DEVILS 0   |
| 16. | 5/06/06 | Cam Ward               | DEVILS 0 at Carolina 6       |
| 17. | 4/30/07 | Ray Emery              | DEVILS 0 at Ottawa 2         |
| 18. | 4/26/09 | Cam Ward               | DEVILS 0 at Carolina 4       |
| 19. | 4/22/10 | Brian Boucher          | Philadelphia 3 at DEVILS 0   |
| 20. | 4/21/12 | Jose Theodore          | DEVILS 0 at Florida 3        |
| 21. | 5/14/12 | Henrik Lundqvist       | DEVILS 0 at NY Rangers 3     |
| 22. | 5/19/12 | Henrik Lundqvist       | NY Rangers 3 at DEVILS 0     |
| 23. | 6/04/12 | Jonathan Quick         | DEVILS 0 at Los Angeles 4    |

## HAT TRICKS

| NO. | DATE    | PLAYER           | SCORE                     | GOALTENDER(S)              |
|-----|---------|------------------|---------------------------|----------------------------|
| 1.  | 4/20/88 | Aaron Broten     | DEVILS 5 at Washington 2  | Peeters                    |
| 2.  | 4/22/88 | Mark Johnson (4) | Washington 4 at DEVILS 10 | Malarchuk (2), Peeters (2) |
| 3.  | 4/22/88 | Patrik Sundstrom | Washington 4 at DEVILS 10 | Malarchuk (1), Peeters (2) |
| 4.  | 4/22/97 | Valeri Zelepukin | DEVILS 6 at Montreal 4    | Thibault                   |
| 5.  | 4/24/06 | John Madden      | NY Rangers 1 at DEVILS 4  | Weekes                     |

## HAT TRICKS VS. DEVILS

| NO. | DATE    | PLAYER               | SCORE                         | GOALTENDER(S)    |
|-----|---------|----------------------|-------------------------------|------------------|
| 1.  | 4/05/90 | Dino Ciccarelli (OT) | Washington 5 at DEVILS 4 (OT) | Burke            |
| 2.  | 4/27/92 | Mike Gartner         | DEVILS 5 at NY Rangers 8      | Terreri          |
| 3.  | 5/25/94 | Mark Messier         | NY Rangers 4 at DEVILS 2      | Brodeur (2), ENG |
| 4.  | 4/28/98 | Daniel Alfredsson    | Ottawa 4 at DEVILS 3          | Brodeur          |

## CURRENT DEVILS' HAT TRICKS

| NO.  | DATE | PLAYER | SCORE | GOALTENDER(S) |
|------|------|--------|-------|---------------|
| None |      |        |       |               |

## PENALTY SHOTS

| NO. | DATE    | SHOOTER     | GOALTENDER            | SITE       | RESULT |
|-----|---------|-------------|-----------------------|------------|--------|
| 1.  | 4/18/08 | John Madden | Henrik Lundqvist, NYR | New Jersey | Save   |
| 2.  | 4/18/23 | Jack Hughes | Igor Shesterkin, NYR  | New Jersey | GOAL   |

## CURRENT DEVILS' PENALTY SHOTS

| SHOOTER | DATE    | OPPOSITION  | RESULT | SCORE          |
|---------|---------|-------------|--------|----------------|
| 1.      | 4/18/23 | Jack Hughes | GOAL   | NYR 5 at NJD 1 |

| GOALTENDER    | DATE   | OPPOSITION                     | RESULT | SCORE          |
|---------------|--------|--------------------------------|--------|----------------|
| Vitek Vanecek | 5/7/23 | vs. Jordan Martinook, CAR (SH) | Score  | CAR 8 at NJD 4 |

**SEASON**

**STREAKS**

**LONGEST WINNING**

6 - 6/11-24/95, 5/22-6/5/95

**At Home**

8 - 4/9-5/17/03

**On Road**

7 - 5/22-6/20/95

**LONGEST LOSING**

4 - 5/4-11/97

**At Home**

3 - 4/9-18/08

**On Road**

3 - Accomplished seven times, most recently 5/6-14/06

**LONGEST SHUTOUT STREAK**

166:01 - 4/25-29/94

**At Home**

158:26 - 4/11-26/03

**On Road**

148:50 - 5/7-26/01

**MOST CONSECUTIVE GAMES WITHOUT BEING SHUTOUT**

35 - 5/11/87-6/5/00

**LONGEST SCORELESS STREAK**

145:31 - 6/5-10/00

**At Home**

153:39 - 6/1-8/00

**On Road**

155:46 - 4/23-5/5/94

**WINS**

**MOST WINS**

16 - 2002-03, 1999-00, 1994-95

**At Home**

12 - 2002-03

**On Road**

10 - 1999-00, 1994-95

**FEWEST WINS**

1 - Accomplished four times, most recently 2009-10 (franchise record)

**At Home**

0 - 1977-78

**On Road**

0 - 2007-08 (franchise record)

0 - 2007-08, 1977-78

**On Road**

0 - Accomplished five times, most recently 2009-010 (franchise record)

0 - Accomplished six times, most recently 2009-10

**LOSSES**

**FEWEST LOSSES**

4 - Accomplished 13 times, most recently 2009-10 (franchise record)

**At Home**

2 - 1977-78

**On Road**

1 - Accomplished seven times, most recently 2005-06 (franchise record)

1 - Accomplished eight times, most recently 2005-06

**On Road**

1 - 2007-08, 1994-95 (franchise record)

1 - 2007-08, 1994-95, 1977-78

**MOST LOSSES**

10 - 2011-12, 2000-01

**At Home**

6 - 2000-01

**On Road**

7 - 2002-03

**GOALS**

**MOST GOALS SCORED**

69 - 2000-01

**At Home**

39 - 2002-03

**On Road**

39 - 1994-95

**FEWEST GOALS SCORED**

9 - 2009-10, 2003-04 (franchise record)

**At Home**

3 - 1977-78

**On Road**

4 - 2003-04 (franchise record)

**At Home**

1 - 1977-78

**On Road**

3 - 2009-10 (franchise record)

**At Home**

2 - 1977-78

**FEWEST GOALS OPPONENT**

9 - 2001-02 (franchise record)

6 - 1977-78

**At Home**

2 - 2001-02

**On Road**

7 - 2009-10, 2001-02, 1989-90 (franchise record)

3 - 1977-78

**MOST GOALS OPPONENT**

71 - 1987-88

**At Home**

35 - 1987-88

**On Road**

36 - 2011-12, 1987-88

**POWER PLAY**

**MOST POWER PLAY GOALS**

23 - 1987-88

**At Home**

12 - 1987-88

**On Road**

12 - 1994-95

**FEWEST POWER PLAY GOALS**

3 - Accomplished four times, last time 2017-18 (franchise record)

**At Home**

1 - 1977-78

**On Road**

1 - 2009-10, 1998-99 (franchise record)

0 - 1977-78

**On Road**

0 - 2008-09, 2003-04

**MOST POWER PLAY CHANCES**

117 - 1987-88 (23 PPGs, 19.7%)

**At Home**

57 - 2000-01 (7 PPGs, 12.3%)

**On Road**

67 - 1987-88 (11 PPGs, 16.4%)

**FEWEST POWER PLAY CHANCES**

18 - 2003-04 (3 PPGs, 16.7%) (franchise record)

**At Home**

5 - 1977-78 (1 PPG, 20.0%) (franchise record)

**On Road**

9 - 2003-04 (3 PPGs, 33.3%) (franchise record)

2 - 1977-78

**On Road**

9 - 2008-09 (0 PPGs, 0.0%)

2003-04 (0 PPGs, 0.0%) (franchise record)

**At Home**

3 - 1977-78 (1 PPG, 33.3%)

**FEWEST PPGs OPPONENT**

2 - 2008-09 (franchise record)

**At Home**

0 - 1999-00, 1997-98 (franchise record)

**On Road**

0 - 1999-00, 1997-98, 1977-78

**On Road**

1 - 2008-09 (franchise record)

1 - 2008-09, 1977-78

**MOST PPGs OPPONENT**

22 - 2011-12, 1987-88

**At Home**

8 - 1987-88

**On Road**

16 - 2011-12

**MOST TIMES SHORTHANDED**

128 - 1987-88 (22 PPGA, 82.8%)

**At Home**

59 - 1987-88 (8 PPGA, 86.4%)

**On Road**

69 - 1987-88 (14 PPGA, 79.7%)

**FEWEST TIMES SHORTHANDED**

12 - 2003-04 (4 PPGA, 66.7%) (franchise record)

**At Home**

5 - 1977-78 (1 PPGA, 80.0%)

**On Road**

6 - 2003-04 (2 PPGA, 66.7%) (franchise record)

**At Home**

0 - 1977-78

**On Road**

6 - 2003-04 (2 PPGA, 66.7%) (franchise record)

3 - 1977-78 (1 PPGA, 66.7%)

**MOST SHORTHANDED GOALS**

4 - 2005-06, 1999-00, 1987-88

**At Home**

3 - 2005-06

**On Road**

2 - 1999-00, 1987-88

**FEWEST SHORTHANDED GOALS**

0 - Accomplished four times, most recently 2008-09 (franchise record)

0 - Accomplished five times, most recently 2008-09

**At Home**

0 - Accomplished ten times, most recently 2011-12 (franchise record)

0 - Accomplished 11 times, most recently 2011-12

**On Road**

0 - Accomplished nine times, most recently 2009-10 (franchise record)

0 - Accomplished ten times, most recently 2009-10

**FEWEST SHG OPPONENT**

0 - Accomplished nine times, most recently 2009-10 (franchise record)

0 - Accomplished ten times, most recently 2009-10

**MOST SHG OPPONENT**

5 - 1987-88

**At Home**

4 - 1987-88

**On Road**

4 - 1991-92

**PENALTY MINUTES**

**MOST PENALTY MINUTES**

869 - 1987-88

**At Home**

471 - 1987-88

**On Road**

398 - 1987-88

**FEWEST PENALTY MINUTES**

28 - 2003-04 (franchise record)

25 - 1977-78

**At Home**

12 - 2003-04 (franchise record)

0 - 1977-78

**On Road**

16 - 2003-04

**MOST PIM OPPONENT**

836 - 1987-88

**At Home**

440 - 1987-88

**On Road**

396 - 1987-88

**FEWEST PIM OPPONENT**

40 - 2003-04 (franchise record)

29 - 1977-78

**At Home**

18 - 2003-04 (franchise record)

4 - 1977-78

**On Road**

22 - 2003-04

**SHOTS**

**MOST SHOTS**

727 - 1999-00

**At Home**

397 - 2002-03

**On Road**

385 - 1999-00

**FEWEST SHOTS**

135 - 2009-10 (franchise record)

35 - 1977-78

**At Home**

58 - 2003-04 (franchise record)

17 - 1977-78

**On Road**

50 - 2009-10 (franchise record)

18 - 1977-78

**FEWEST SHOTS OPPONENT**

126 - 2009-10 (franchise record)

89 - 1977-78

**At Home**  
50 - 2003-04  
(franchise record)  
45 - 1977-78

**On Road**  
62 - 2009-10  
(franchise record)  
44 - 1977-78

**MOST SHOTS OPPONENT**  
647 - 2011-12  
**At Home**  
328 - 2002-03  
**On Road**  
373 - 1993-94

## FOUR-GAME SERIES

### GOALS

#### MOST GOALS SCORED

17 - ECQF vs. NYR: 2005-06

#### At Home

10 - ECQF vs. NYR: 2005-06, SCF vs. Det.: 1994-95

#### On Road

7 - ECQF vs. NYR: 2005-06

#### MOST GOALS OPPONENT

7 - SCF vs. Det.: 1994-95

#### At Home

4 - ECQF vs. Fla.: 1999-00, SCF vs. Det.: 1994-95

#### On Road

3 - SCF vs. Det.: 1994-95

#### MOST GOALS BOTH TEAMS

23 - SCF vs. Det. (NJ 16, Det. 7): 1994-95

#### At Home

14 - SCF vs. Det. (NJ 10, Det. 4): 1994-95

#### On Road

9 - ECQF vs. NYR (NJ 7, NYR 2): 2005-06

SCF vs. Det. (NJ 6, Det. 3): 1994-95

#### GREATEST GOAL DIFFERENTIAL FOR

13 - ECQF vs. NYR (NJ 17, NYR 4): 2005-06

#### At Home

8 - ECQF vs. NYR (NJ 10, NYR 2): 2005-06

#### On Road

5 - ECQF vs. NYR (NJ 7, NYR 2): 2005-06

#### GREATEST GOAL DIFFERENTIAL AGAINST

n/a

### POWER PLAY

#### MOST POWER PLAY GOALS

8 - ECQF vs. NYR: 2005-06

#### At Home

6 - ECQF vs. NYR: 2005-06

#### On Road

2 - ECQF vs. NYR: 2005-06, ECQF vs. Fla.: 1999-00,

SCF vs. Det.: 1994-95

#### MOST POWER PLAY CHANCES

27 - ECQF vs. NYR: 2005-06 (8-27)

#### At Home

19 - ECQF vs. NYR: 2005-06 (6-19)

#### On Road

8 - ECQF vs. NYR: 2005-06 (2-8)

#### MOST POWER PLAY GOALS OPPONENT

4 - SCF vs. Det.: 1994-95

#### At Home

2 - ECQF vs. NYR.: 2005-06, SCF vs. Det.: 1994-95

#### On Road

2 - ECQF vs. Fla.: 1999-00, SCF vs. Det.: 1994-95

#### MOST SHORTHANDED SITUATIONS

21 - ECQF vs. NYR: 2005-06 (2-21)

#### At Home

13 - ECQF vs. NYR: 2005-06 (1-13)

#### On Road

9 - SCF vs. Det.: 1994-88 (2-9)

### ASSISTS

#### MOST ASSISTS

36 - SCF vs. Det.: 1994-95

#### At Home

20 - ECQF vs. NYR: 2005-06, SCF vs. Det.: 1994-95

#### On Road

11 - ECQF vs. NYR: 2005-06, ECQF vs. Fla.: 1999-00

#### MOST ASSISTS OPPONENT

14 - SCF vs. Det.: 1994-95

#### At Home

8 - SCF vs. Det.: 1994-95

#### On Road

6 - SCF vs. Det.: 1994-95

#### MOST ASSISTS BOTH TEAMS

44 - SCF vs. Det. (NJ 30, Det. 14): 1994-95

#### At Home

28 - SCF vs. Det. (NJ 20, Det. 8): 1994-95

#### On Road

16 - SCF vs. Det. (NJ 10, Det. 6): 1994-95

### POINTS

#### MOST POINTS

48 - ECQF vs. NYR (17g-31a): 2005-06

#### At Home

30 - ECQF vs. NYR (10g-20a): 2005-06

SCF vs. Det. (10g-20a): 1994-95

#### On Road

18 - ECQF vs. NYR (7g-11a): 2005-06

#### MOST POINTS OPPONENT

21 - SCF vs. Det. (7g-14a): 1994-95

#### At Home

12 - SCF vs. Det. (4g-8a): 1994-95

#### On Road

9 - SCF vs. Det. (3g-6a): 1994-95

#### MOST POINTS BOTH TEAMS

67 - SCF vs. Det. (NJ 16-30-46, Det. 7-14-21): 1994-95

#### At Home

42 - SCF vs. Det. (NJ 10-20-30, Det. 4-8-12): 1994-95

#### On Road

25 - SCF vs. Det. (NJ 6-10-16, Det. 3-6-9): 1994-95

### PENALTY MINUTES

#### MOST PENALTY MINUTES

56 - SCF vs. Det.: 1994-95

#### At Home

35 - ECQF vs. NYR: 2005-06

#### On Road

22 - ECQF vs. Fla.: 1999-00

#### MOST PENALTY MINUTES OPPONENT

71 - ECQF vs. NYR: 2005-06

#### At Home

55 - ECQF vs. NYR: 2005-06

#### On Road

26 - ECQF vs. Fla.: 1999-00

#### MOST PENALTY MINUTES BOTH TEAMS

122 - ECQF vs. NYR (NYR 71, NJ 51): 2005-06

#### At Home

90 - ECQF vs. NYR (NYR 55, NJ 35): 2005-06

#### On Road

48 - ECQF vs. Fla. (Fla. 26, NJ 22): 1999-00

### SHOTS

#### MOST SHOTS

136 - ECQF vs. Fla.: 1999-00

#### At Home

61 - ECQF vs. Fla.: 1999-00

#### On Road

75 - ECQF vs. Fla.: 1999-00

#### MOST SHOTS OPPONENT

114 - ECQF vs. NYR: 2005-06

#### At Home

56 - ECQF vs. NYR: 2005-06

#### On Road

58 - ECQF vs. NYR: 2005-06, ECQF vs. Fla.: 1999-00

#### MOST SHOTS BOTH TEAMS

237 - ECQF vs. Fla. (NJ 136, Fla. 101): 1999-00

#### At Home

111 - ECQF vs. NYR (NYR 56, NJ 55): 2005-06

#### On Road

133 - ECQF vs. Fla. (NJ 75, Fla. 58): 1999-00

#### FEWEST SHOTS

104 - ECQF vs. NYR: 2005-06

#### At Home

55 - ECQF vs. NYR: 2005-06

#### On Road

49 - ECQF vs. NYR: 2005-06

#### FEWEST SHOTS OPPONENT

75 - SCF vs. Det.: 1994-95

#### At Home

40 - SCF vs. Det.: 1994-95

#### On Road

35 - SCF vs. Det.: 1994-95

#### FEWEST SHOTS BOTH TEAMS

183 - SCF vs. Det. (NJ 108, Det. 75): 1994-95

#### At Home

97 - SCF vs. Det. (NJ 57, Det. 40): 1994-95

#### On Road

86 - SCF vs. Det. (NJ 51, Det. 35): 1994-95

**FIVE-GAME SERIES****GOALS****MOST GOALS SCORED**

22 - ECQF vs. Mtl.: 1996-97

**At Home**

13 - ECQF vs. Mtl.: 1996-97

**On Road**

11 - ECQF vs. Bos.: 1995-96

**MOST GOALS OPPONENT**

23 - PDSF vs. Pit.: 1992-93

**At Home**

11 - ECQF vs. NYR: 2007-08

**On Road**

18 - PDSF vs. Pit.: 1992-93

**MOST GOALS BOTH TEAMS**

36 - PDSF vs. Pit. (Pit. 23, NJ 13): 1992-93

**At Home**

19 - ECSF vs. Ott. (Ott. 10, NJ 9): 2006-07

**On Road**

24 - PDSF vs. Pit. (Pit. 16, NJ 8): 1992-93

**GREATEST GOAL DIFFERENTIAL FOR**

11 - ECQF vs. Mtl. (NJ 22, Mtl. 11): 1996-97

**At Home**

10 - ECQF vs. Mtl. (NJ 13, Mtl. 3): 1996-97

**On Road**

9 - ECQF vs. Bos. (NJ 11, Bos. 2): 1994-95

**GREATEST GOAL DIFFERENTIAL AGAINST**

10 - PDSF vs. Pit. (Pit. 23, NJ 13): 1992-93

**At Home**

6 - ECQF vs. NYR (NYR 11, NJ 5): 2007-08

**On Road**

12 - PDSF vs. Pit. (Pit. 18, NJ 6): 1992-93

**POWER PLAY****MOST POWER PLAY GOALS**

9 - ECQF vs. Mtl.: 1996-97

**At Home**

6 - ECQF vs. Mtl.: 1996-97

**On Road**

4 - ECQF vs. Bos.: 1994-95

**MOST POWER PLAY CHANCES**

32 - ECQF vs. Phi.: 2009-10 (4-32)

**At Home**

17 - ECQF vs. Mtl.: 1996-97 (6-17)

**On Road**

17 - PDSF vs. Pit.: 1992-93 (1-17)

**MOST POWER PLAY GOALS OPPONENT**

9 - ECSF vs. Car.: 2005-06

**At Home**

5 - ECQF vs. Phi.: 2009-10

**On Road**

7 - ECSF vs. Car.: 2005-06

**MOST SHORTHANDED SITUATIONS**

29 - ECQF vs. Phi.: 2009-10 (8-29)

**At Home**

16 - ECQF vs. Phi.: 2009-10 (5-16)

**On Road**

18 - PDSF vs. Pit.: 1992-93 (6-18)

**ASSISTS****MOST ASSISTS**

37 - ECQF vs. Mtl.: 1996-97

**At Home**

23 - ECQF vs. Mtl.: 1996-97

**On Road**

17 - ECSF vs. Pit.: 1994-95, ECQF vs. Bos.: 1994-95

**MOST ASSISTS OPPONENT**

44 - PDSF vs. Pit.: 1992-93

**At Home**

21 - ECQF vs. NYR: 2007-08

**On Road**

35 - PDSF vs. Pit.: 1992-93

**MOST ASSISTS BOTH TEAMS**

64 - PDSF vs. Pit. (Pit. 44, NJ 20): 1992-93

**At Home**

29 - ECQF vs. NYR (NYR 21, NJ 8): 2007-08

**On Road**

46 - PDSF vs. Pit. (Pit. 35, NJ 11): 1992-93

**POINTS****MOST POINTS**

59 - ECQF vs. Mtl. (22g-37a): 1996-97

**At Home**

36 - ECQF vs. Mtl. (13g-23a): 1996-97

**On Road**

28 - ECSF vs. Bos. (11g-17a): 1994-95

**MOST POINTS OPPONENT**

67 - PDSF vs. Pit. (23g-44a): 1992-93

**At Home**

32 - ECQF vs. NYR (11g-21a): 2007-08

**On Road**

53 - PDSF vs. Pit. (18g-35a): 1992-93

**MOST POINTS BOTH TEAMS**

100 - PDSF vs. Pit. (Pit. 23-44-67, NJ 13-20-33): 1992-93

**At Home**

47 - ECSF vs. Ott. (NJ 9-15-24, Ott. 10-13-23): 2006-07

**On Road**

70 - PDSF vs. Pit.: (Pit. 18-35-53, NJ 6-11-17): 1992-93

**PENALTY MINUTES****MOST PENALTY MINUTES**

125 - ECSF vs. NYR: 1996-97

**At Home**

76 - ECQF vs. TB: 2017-18

**On Road**

105 - ECSF vs. NYR: 1996-97

**MOST PENALTY MINUTES OPPONENT**

105 - ECQF vs. Mtl.: 1996-97

**At Home**

75 - ECQF vs. Mtl.: 1996-97

**On Road**

82 - ECQF vs. TB: 2017-18

**MOST PENALTY MINUTES BOTH TEAMS**

227 - ECSF vs. NYR (NJ 125, NYR 102): 1996-97

**At Home**

118 - ECQF vs. Mtl. (Mtl. 75, NJ 43): 1996-97

**On Road**

177 - ECSF vs. NYR (NJ 105, NYR 72): 1996-97

**SHOTS****MOST SHOTS**

211 - ECQF vs. Mtl.: 1996-97

**At Home**

125 - ECQF vs. Mtl.: 1996-97

**On Road**

102 - ECQF vs. TB: 2017-18

**MOST SHOTS OPPONENT**

165 - ECSF vs. Ott.: 2006-07

**At Home**

95 - ECSF vs. Ott.: 2006-07

**On Road**

107 - ECSF vs. Car.: 2005-06

**MOST SHOTS BOTH TEAMS**

353 - ECQF vs. Mtl. (NJ 211, Mtl. 142): 1996-97

**At Home**

201 - ECQF vs. Mtl. (NJ 125, Mtl. 76): 1996-97

**On Road**

181 - ECQF vs. Phi. (NJ 97, Phi. 84): 2003-04

**FEWEST SHOTS**

125 - ECSF vs. Car.: 2005-06

**At Home**

58 - ECQF vs. Phi.: 2003-04, ECQF vs. Bos.: 1994-95

**On Road**

47 - ECQF vs. Bos.: 2002-03

**FEWEST SHOTS OPPONENT**

99 - ECF vs. Pit.: 2000-01

**At Home**

44 - ECSF vs. Car.: 2005-06

**On Road**

41 - ECF vs. Pit.: 2000-01

**FEWEST SHOTS BOTH TEAMS**

247 - ECF vs. Pit. (NJ 148, Pit. 99): 2000-01

**At Home**

107 - ECSF vs. Car. (NJ 63, Car. 44): 2005-06

**On Road**

106 - ECQF vs. Bos. (Bos. 59, NJ 47): 2002-03

**SIX-GAME SERIES****GOALS****MOST GOALS SCORED**

23 - PDSF vs. NYI: 1987-88

**At Home**

13 - PDSF vs. Wsh.: 1989-90, PDSF vs. NYI: 1987-88

**On Road**

14 - ECSF vs. Bos.: 1993-94

**MOST GOALS OPPONENT**

21 - PDSF vs. Wsh.: 1989-90

**At Home**

14 - PDSF vs. Wsh.: 1989-90

**On Road**

11 - SCF vs. LA: 2011-12

**MOST GOALS BOTH TEAMS**

41 - PDSF vs. NYI (NJ 23, NYI 18): 1987-88

**At Home**  
27 - PDSF vs. Wash. (Wsh. 14, NJ 13): 1989-90

**On Road**  
23 - ECSF vs. Bos. (NJ 14, Bos. 9): 1993-94

**GREATEST GOAL DIFFERENTIAL FOR**  
12 - ECQF vs. Car. (NJ 20, Car. 8): 2000-01

**At Home**  
6 - ECSF vs. Tor. (NJ 10, Tor. 4): 1999-00

**On Road**  
7 - ECQF vs. Car. (NJ 11, Car. 4): 2000-01  
ECF vs. Phi. (NJ 12, Phi. 5): 1994-95

**GREATEST GOAL DIFFERENTIAL AGAINST**  
8 - SCF vs. LA (LA 16, NJ 8): 2011-12

**At Home**  
1 - SCF vs. LA (LA 5, NJ 4): 2011-12  
ECF vs. Phi. (Phi. 9, NJ 8): 1994-95  
PDSF vs. Wash. (Wsh. 14, NJ 13): 1989-90

**On Road**  
7 - SCF vs. LA (LA 11, NJ 4): 2011-12

**POWER PLAY**

**MOST POWER PLAY GOALS**

10 - PDSF vs. NYI: 1987-88

**At Home**  
6 - ECQF vs. Mtl.: 1996-97, PDSF vs. NYI: 1987-88

**On Road**  
4 - ECF vs. Phi.: 1994-95, PDSF vs. NYI: 1987-88

**MOST POWER PLAY CHANCES**

43 - PDSF vs. NYI: 1987-88 (10-43)

**At Home**  
20 - PDSF vs. NYI: 1987-88 (6-20)

**On Road**  
23 - PDSF vs. NYI: 1987-88 (4-23)

**MOST POWER PLAY GOALS OPPONENT**

6 - SCF vs. LA: 2011-12

**At Home**  
2 - PDSF vs. Wash.: 1989-90

**On Road**  
6 - SCF vs. LA: 2011-12

**MOST SHORTHANDED SITUATIONS**

38 - PDSF vs. NYI: 1987-88 (5-38)

**At Home**  
16 - PDSF vs. NYI: 1987-88 (0-16)

**On Road**  
22 - PDSF vs. NYI: 1987-88 (5-22)

**ASSISTS**

**MOST ASSISTS**

43 - PDSF vs. NYI: 1987-88

**At Home**  
26 - PDSF vs. NYI: 1987-88

**On Road**  
19 - ECQF vs. Car.: 2000-01, ECF vs. Phi.: 1994-95,  
ECSF vs. Bos. 1993-94

**MOST ASSISTS OPPONENT**

28 - PDSF vs. Wash.: 1990-91

**At Home**  
18 - PDSF vs. Wash.: 1990-91

**On Road**  
20 - SCF vs. LA: 2011-12

**MOST ASSISTS BOTH TEAMS**

66 - PDSF vs. NYI (NJ 43, NYI 23): 1987-88

**At Home**  
39 - PDSF vs. Wash. (NJ 21, Wash. 18): 1989-90

**On Road**  
34 - ECSF vs. Bos. (NJ 19, Bos. 15): 1994-95

**POINTS**

**MOST POINTS**

66 - PDSF vs. NYI (23g-43a): 1987-88

**At Home**  
39 - PDSF vs. NYI (13g-26a): 1987-88

**On Road**  
33 - ECSF vs. Bos. (14g-19a): 1993-94

**SEVEN-GAME SERIES**

**GOALS**

**MOST GOALS SCORED**

25 - PDSF vs. NYR: 1991-92, PDF vs. Wash.: 1987-88

**At Home**  
15 - SCF vs. Ana.: 2002-03

**On Road**  
17 - PDSF vs. NYR: 1991-92

**MOST GOALS OPPONENT**

30 - WCF vs. Bos.: 1987-88

**At Home**  
15 - PDF vs. Wash.: 1987-88

**On Road**  
21 - PDSF vs. NYR: 1991-92

**MOST GOALS BOTH TEAMS**

53 - PDSF vs. NYR (NYR 28, NJ 25): 1991-92

**MOST POINTS OPPONENT**

49 - PDSF vs. Wash. (21g-28a): 1989-90

**At Home**

32 - PDSF vs. Wash. (14g-18a): 1989-90

**On Road**

31 - SCF vs. LA (11g-20a): 2011-12

**MOST POINTS BOTH TEAMS**

107 - PDSF vs. NYI (NJ 23-43-66, NYI 18-23-41):  
1987-88

**At Home**

67 - PDSF vs. Wash. (NJ 13-22-35, Wash. 14-18-32):  
1989-90

**On Road**

57 - ECSF vs. Bos. (NJ 14-19-33, Bos. 9-15-24):  
1993-94

**PENALTY MINUTES**

**MOST PENALTY MINUTES**

241 - PDSF vs. NYI: 1987-88

**At Home**

146 - PDSF vs. Wash.: 1989-90

**On Road**

127 - PDSF vs. NYI: 1987-88

**MOST PENALTY MINUTES OPPONENT**

252 - PDSF vs. NYI: 1987-88

**At Home**

135 - PDSF vs. Wash.: 1989-90

**On Road**

129 - PDSF vs. NYI: 1987-88

**MOST PENALTY MINUTES BOTH TEAMS**

493 - PDSF vs. NYI (NYI 252, NJ 241): 1987-88

**At Home**

281 - PDSF vs. Wash. (NJ 146, Wash. 135): 1989-90

**On Road**

256 - PDSF vs. NYI (NYI 129, NJ 127): 1987-88

**SHOTS**

**MOST SHOTS**

209 - SCF vs. Dal.: 1999-00

**At Home**

104 - ECQF vs. Car.: 2000-01

**On Road**

108 - ECQF vs. Car.: 2001-02

**MOST SHOTS OPPONENT**

188 - ECSF vs. Bos.: 1993-94

**At Home**

101 - PDSF vs. NYI: 1987-88

**On Road**

110 - ECSF vs. Bos.: 1993-94

**MOST SHOTS BOTH TEAMS**

359 - ECSF vs. Bos. (Bos. 188, NJ 171): 1993-94

**At Home**

181 - ECF vs. NYR (NJ 95, NYR 86): 2011-12

**On Road**

194 - ECSF vs. Bos. (Bos. 110, NJ 84): 1993-94

**FEWEST SHOTS**

133 - SCF vs. LA: 2011-12

**At Home**

69 - SCF vs. LA: 2011-12

**On Road**

64 - SCF vs. LA: 2011-12

**FEWEST SHOTS OPPONENT**

114 - ECQF vs. Car.: 2000-01

**At Home**

50 - ECQF vs. Car.: 2000-01

**On Road**

59 - ECF vs. Phi.: 1994-95

**FEWEST SHOTS BOTH TEAMS**

284 - SCF vs. LA (LA 151, NJ 133): 2011-12

**At Home**

150 - ECSF vs. Tor. (NJ 99, Tor. 51): 1999-00

**On Road**

132 - SCF vs. LA (LA 68, NJ 64): 2011-12

**At Home**

28 - PDF vs. Wash. (Wsh. 15, NJ 13): 1987-88

**On Road**

38 - PDSF vs. NYR (NYR 21, NJ 17): 1991-92

**GREATEST GOAL DIFFERENTIAL FOR**

7 - SCF vs. Ana. (NJ 19, Ana. 12): 2002-03

**At Home**

12 - SCF vs. Ana. (NJ 15, Ana. 3): 2002-03

**On Road**

6 - ECF vs. Phi. (NJ 13, Phi. 7): 1999-00

**GREATEST GOAL DIFFERENTIAL AGAINST**

11 - WCF vs. Bos. (Bos. 30, NJ 19): 1987-88

**At Home**

5 - SCF vs. Col. (Col. 9, NJ 4): 2000-01

**On Road**

11 - WCF vs. Bos. (Bos. 20, NJ 9): 1987-88

**POWER PLAY**

**MOST POWER PLAY GOALS**

8 - PDSF vs. Pit.: 1990-91, PDF vs. Wsh.: 1987-88

**At Home**

4 - Accomplished four times, most recently ECQF vs. Fla: 2011-12

**On Road**

4 - Accomplished six times, most recently ECQF vs. Pit.: 1998-99

**MOST POWER PLAY CHANCES**

38 - ECQF vs. Buf.: 1993-94 (4-38)

WCF vs. Bos.: 1987-88 (5-38)

**At Home**

20 - ECSF vs. Tor.: 2000-01 (3-20)

**On Road**

24 - WCF vs. Bos.: 1987-88 (3-24)

**MOST POWER PLAY GOALS OPPONENT**

11 - WCF vs. Bos.: 1987-88

**At Home**

4 - WCF vs. Bos., PDF vs. Wsh.: 1987-88

**On Road**

7 - WCF vs. Bos.: 1987-88

**MOST SHORTHANDED SITUATIONS**

52 - PDF vs. Wsh.: 1987-88 (6-52)

**At Home**

29 - PDF vs. Wsh.: 1987-88 (4-29)

**On Road**

24 - WCF vs. Bos.: 1987-88 (7-24)

**ASSISTS**

**MOST ASSISTS**

44 - PDSF vs. NYR: 1991-92

**At Home**

29 - SCF vs. Ana.: 2002-03

**On Road**

31 - PDSF vs. NYR: 1991-92

**MOST ASSISTS OPPONENT**

47 - WCF vs. Bos.: 1991-92

**At Home**

21 - PDF vs. Wsh.: 1987-88

**On Road**

32 - WCF vs. Bos.: 1987-88

**MOST ASSISTS BOTH TEAMS**

85 - PDSF vs. NYR (NJ 44, NYR 41): 1991-92

**At Home**

42 - ECSF vs. Tor. (NJ 23, Tor. 19): 2000-01

**On Road**

63 - PDSF vs. NYR (NYR 32, NJ 31): 1991-92

**POINTS**

**MOST POINTS**

69 - PDSF vs. NYR (25g-44a): 1991-92

**At Home**

44 - SCF vs. Ana. (15g-29a): 2002-03

**On Road**

48 - PDSF vs. NYR (17g-31a): 1991-92

**MOST POINTS OPPONENT**

77 - WCF vs. Bos. (30g-47a): 1987-88

**At Home**

36 - PDF vs. Wsh. (15g-21a): 1987-88

**On Road**

53 - PDSF vs. NYR (21g-32a): 1991-92

**MOST POINTS BOTH TEAMS**

138 - PDSF vs. NYR (NYR 28-41-69, NJ 25-44-69): 1991-92

**At Home**

67 - PDF vs. Wsh. (NJ 13-18-31, Wsh. 15-21-36): 1987-88

**On Road**

101 - PDSF vs. NYR (NYR 21-32-53, NJ 17-31-48): 1991-92

**PENALTY MINUTES**

**MOST PENALTY MINUTES**

349 - PDF vs. Wsh.: 1991-92

**At Home**

219 - PDF vs. Wsh.: 1987-88

**On Road**

141 - WCF vs. Bos.: 1987-88

**MOST PENALTY MINUTES OPPONENT**

305 - PDF vs. Wsh.: 1987-88

**At Home**

191 - PDF vs. Wsh.: 1987-88

**On Road**

130 - PDSF vs. Pit.: 1990-91

**MOST PENALTY MINUTES BOTH TEAMS**

654 - PDF vs. Wsh. (NJ 349, Wsh. 305): 1987-88

**At Home**

410 - PDF vs. Wsh. (NJ 219, Wsh. 191): 1987-88

**On Road**

264 - WCF vs. Bos. (NJ 141, Bos. 123): 1987-88

**SHOTS**

**MOST SHOTS**

262 - ECQF vs. Buf.: 1993-94

**At Home**

150 - ECQF vs. Car.: 2008-09

**On Road**

141 - PDSF vs. NYR: 1991-92

**MOST SHOTS OPPONENT**

261 - ECF vs. NYR: 1993-94

**At Home**

126 - ECQF vs. Car.: 2008-09

**On Road**

153 - ECF vs. NYR: 1993-94

**MOST SHOTS BOTH TEAMS**

481 - ECQF vs. Car. (NJ 242, Car. 239): 2008-09

**At Home**

276 - ECQF vs. Car. (NJ 150, Car. 126): 2008-09

**On Road**

275 - ECF vs. NYR (NYR 153, NJ 122): 1993-94

**FEWEST SHOTS**

178 - SCF vs. Col.: 2000-01

**At Home**

70 - WCF vs. Bos.: 1987-88

**On Road**

85 - SCF vs. Ana.: 2002-03

**FEWEST SHOTS OPPONENT**

140 - ECQF vs. Pit.: 1998-99

**At Home**

51 - SCF vs. Col.: 2000-01

**On Road**

68 - ECQF vs. Pit.: 1998-99

**FEWEST SHOTS BOTH TEAMS**

324 - SCF vs. Col. (NJ 178, Col. 146): 2000-01

**At Home**

132 - SCF vs. Col. (NJ 81, Col. 51): 2000-01

**On Road**

192 - SCF vs. Col. (NJ 97, Col. 95): 2000-01

**GAME**

**GOALS**

**MOST GOALS SCORED**

10 - 4/22/88 in 10-4 win vs. Wsh.

**At Home**

10 - 4/22/88 in 10-4 win vs. Wsh.

**On Road**

7 - 4/21/92 in 7-3 win @ NYR

**MOST GOALS OPPONENT**

8 - 5/1/92 in 8-4 loss @ NYR

4/27/92 in 8-5 loss @ NYR

**At Home**

7 - 4/28/88 in 7-2 loss vs. Wsh.

**On Road**

8 - 5/1/92 in 8-4 loss @ NYR

4/27/92 in 8-5 loss @ NYR

**MOST GOALS BOTH TEAMS**

14 - 4/22/88 in 10-4 win vs. Wsh.

**At Home**

14 - 4/22/88 in 10-4 win vs. Wsh.

**On Road**

13 - 4/27/92 in 8-5 loss @ NYR

**GREATEST MARGIN OF VICTORY**

6 - 4/22/88 in 10-4 win vs. Wsh.

**At Home**

6 - 4/22/88 in 10-4 win vs. Wsh.

**On Road**

5 - 5/19/01 in 5-0 win @ Pit.

5/7/95 in 5-0 win @ Bos.

**GREATEST MARGIN OF DEFEAT**

7 - 4/20/93 in 7-0 loss @ Pit.

**At Home**

5 - 5/6/88 in 6-1 loss vs. Bos.

4/28/88 in 7-2 loss vs. Wsh.

**On Road**

7 - 4/20/93 in 7-0 loss @ Pit.

**MOST CONSECUTIVE GOALS**

6 - 5/30/00 in 7-3 win vs. Dal.

**At Home**

6 - 5/30/00 in 7-3 win vs. Dal.

**On Road**

5 - 5/19/01 in 5-0 win @ Pit.

5/7/95 in 5-0 win @ Bos.

**MOST CONSECUTIVE GOALS OPPONENT**

7 - 4/20/93 in 7-0 loss @ Pit.

**At Home**

6 - 4/28/88 in 7-2 loss vs. Wsh.

**On Road**

7 - 4/20/93 in 7-0 loss @ Pit.

**POWER PLAY**

**MOST POWER PLAY GOALS**

5 - 4/22/06 in 6-1 win vs. NYR

**At Home**

5 - 4/22/06 in 6-1 win vs. NYR

**On Road**

3 - 4/11/91 in 4-2 win @ Pit.  
4/20/88 in 5-2 win @ Wsh.

**MOST POWER PLAY CHANCES**

13 - 4/22/06 in 6-1 win vs. NYR (5-13)

**At Home**

13 - 4/22/06 in 6-1 win vs. NYR (5-13)

**On Road**

9 - 4/17/01 in 4-0 win @ Car. (0-9)  
4/6/88 in 4-3 OT loss @ NYI (1-9)

**MOST POWER PLAY GOALS OPPONENT**

5 - 5/6/06 in 6-0 loss @ Car.

**At Home**

3 - 4/17/12 in 4-3 loss vs. Fla.

**On Road**

5 - 5/6/06 in 6-0 loss @ Car.

**MOST SHORTHANDED SITUATIONS**

11 - 4/22/88 in 10-4 win vs. Wsh. (1-11)

**At Home**

11 - 4/22/88 in 10-4 win vs. Wsh. (1-11)

**On Road**

10 - 4/6/88 in 4-3 OT loss @ NYI (3-10)

**ASSISTS**

**MOST ASSISTS**

14 - 4/22/88 in 10-4 win vs. Wsh.

**At Home**

14 - 4/22/88 in 10-4 win vs. Wsh.

**On Road**

13 - 4/21/92 in 7-3 win @ NYR

**MOST ASSISTS OPPONENT**

14 - 4/20/93 in 7-0 loss @ Pit.

**At Home**

10 - 5/6/88 in 6-1 loss vs. Bos.

**On Road**

14 - 4/20/93 in 7-0 loss @ Pit.

**MOST ASSISTS BOTH TEAMS**

23 - 4/27/92 in 8-5 loss @ NYR (NYR 13, NJ 10)

**At Home**

19 - 4/22/88 in 10-4 win vs. Wsh. (NJ 14, Wsh. 5)  
4/14/88 in 6-5 win vs. NYI (NJ 12, NYI 7)

**On Road**

23 - 4/27/92 in 8-5 loss @ NYR (NYR 13, NJ 10)

**POINTS**

**MOST POINTS**

24 - 4/22/88 in 10-4 win vs. Wsh.

**At Home**

24 - 4/22/88 in 10-4 win vs. Wsh.

**On Road**

20 - 4/21/92 in 7-3 win @ NYR

**MOST POINTS OPPONENT**

21 - 4/20/93 in 7-0 loss @ Pit.

5/1/92 in 8-4 loss @ NYR

4/27/92 in 8-5 loss @ NYR

**At Home**

16 - 5/6/88 in 6-1 loss vs. Bos.  
4/28/88 in 7-2 loss vs. Wsh.

**On Road**

21 - 4/20/93 in 7-0 loss @ Pit.  
5/1/92 in 8-4 loss @ NYR  
4/27/92 in 8-5 loss @ NYR

**MOST POINTS BOTH TEAMS**

36 - 4/27/92 in 8-5 loss @ NYR (NYR 8-13-21, NJ 5-10-15)

**At Home**

33 - 4/22/88 in 10-4 win vs. Wsh. (NJ 10-14-24, Wsh. 4-5-9)

**On Road**

36 - 4/27/92 in 8-5 loss @ NYR (NYR 8-13-21, NJ 5-10-15)

**PENALTY MINUTES**

**MOST PENALTY MINUTES**

108 - 4/22/88 in 10-4 win vs. Wsh.

**At Home**

108 - 4/22/88 in 10-4 win vs. Wsh.

**On Road**

91 - 5/8/97 in 3-0 loss @ NYR

**MOST PENALTY MINUTES OPPONENT**

123 - 4/22/88 in 10-4 win vs. Wsh.

**At Home**

123 - 4/22/88 in 10-4 win vs. Wsh.

**On Road**

80 - 4/20/88 in 5-2 win @ Wsh.

**MOST PENALTY MINUTES BOTH TEAMS**

231 - 4/22/88 in 10-4 win vs. Wsh. (Wsh. 123, NJ 108)

**At Home**

231 - 4/22/88 in 10-4 win vs. Wsh. (Wsh. 123, NJ 108)

**On Road**

162 - 4/20/88 in 5-2 win @ Wsh. (NJ 82, Wsh. 80)

**SHOTS**

**MOST SHOTS**

70 - 4/27/94 in 1-0 4 OT loss @ Buf.

**At Home**

51 - 5/26/95 in 2-1 win vs. Pit.

**On Road**

70 - 4/27/94 in 1-0 4 OT loss @ Buf.

**MOST SHOTS OPPONENT**

50 - 5/19/94 in 3-2 OT loss vs. NYR

4/27/94 in 1-0 4 OT loss @ Buf.

**At Home**

50 - 5/19/94 in 3-2 OT loss vs. NYR

**On Road**

50 - 4/27/94 in 1-0 4 OT loss @ Buf.

**MOST SHOTS BOTH TEAMS**

120 - 4/27/94 in 1-0 4 OT loss @ Buf. (NJ 70, Buf. 50)

**At Home**

89 - 6/8/00 in 1-0 3 OT loss vs. Dal. (NJ 48, Dal. 41)

**On Road**

120 - 4/27/94 in 1-0 4 OT loss @ Buf. (NJ 70, Buf. 50)

**FEWEST SHOTS**

10 - 4/9/90 in 2-1 win @ Wsh.

**At Home**

14 - 4/20/07 in 3-0 win vs. TB

**On Road**

10 - 4/9/90 in 2-1 win @ Wsh.

**FEWEST SHOTS OPPONENT**

6 - 5/8/00 in 3-0 win vs. Tor.

**At Home**

6 - 5/8/00 in 3-0 win vs. Tor.

**On Road**

15 - 4/22/01 in 5-1 win @ Car.

**FEWEST SHOTS BOTH TEAMS**

31 - 4/9/90 in 2-1 win @ Wsh. (Wsh. 21, NJ 10)

**At Home**

33 - 5/8/00 in 3-0 win vs. Tor. (NJ 27, Tor. 6)

5/4/99 in 4-2 loss vs. Pit. (NJ 20, Pit. 13)

**On Road**

31 - 4/9/90 in 2-1 win @ Wsh. (Wsh. 21, NJ 10)

**PERIOD**

**GOALS**

**MOST GOALS SCORED**

5 - 4/22/88 in 2nd per. of 10-4 win vs. Wsh.

**At Home**

5 - 4/22/88 in 2nd per. of 10-4 win vs. Wsh.

**On Road**

4 - 5/1/12 in 3rd per. of 4-1 win @ Phi.

**MOST GOALS SCORED OPPONENT**

5 - 5/6/88 in 2nd per. of 6-1 loss vs. Bos.

**At Home**

5 - 5/6/88 in 2nd per. of 6-1 loss vs. Bos.

**On Road**

4 - 4/20/93 in 2nd per. of 7-0 loss @ Pit.

**MOST GOALS BOTH TEAMS**

8 - 4/22/88 in 2nd per. of 10-4 win vs. Wsh. (NJ 5, Wsh. 3)

**At Home**

8 - 4/22/88 in 2nd per. of 10-4 win vs. Wsh. (NJ 5, Wsh. 3)

**On Road**

6 - 4/27/92 in 3rd per. of 8-5 loss @ NYR (NJ 3, NYR 3)

**FASTEST GOALS**

**FASTEST GOAL START OF GAME**

0:14 - Kirk Muller, 4/30/88, in 3-2 win @ Wsh.

**At Home**

0:18 - Petr Sykora, 5/8/00, in 3-0 win vs. Tor.  
Claudé Loiselle, 4/28/88, in 7-2 loss vs. Wsh.

**On Road**

0:14 - Kirk Muller, 4/30/88, in 3-2 win @ Wsh.

**FASTEST GOAL AGAINST START OF GAME**

0:23 - Stephen Weiss, 4/15/12, in 4-2 loss @ Fla.

**At Home**

0:42 - Petr Sykora, 6/5/03, in 6-3 win vs. Ana.

**On Road**

0:23 - Stephen Weiss, 4/15/12, in 4-2 loss @ Fla.

**FASTEST GOAL START OF PERIOD**

0:14 - Kirk Muller, 4/30/88, in 1st per. of 3-2 win @ Wsh.

**At Home**

0:15 - Jamie Langenbrunner, 4/11/03, in 3rd per. of 4-2 win vs. Bos.

**On Road**

0:14 - Kirk Muller, 4/30/88, in 1st per. of 3-2 win @ Wsh.

**FASTEST GOAL AGAINST START OF PERIOD**

0:13 - Martin Straka, 4/25/99, in 3rd per. of 4-2 loss @ Pit.

**At Home**

0:27 - Mike Ridley, 4/13/90, in 3rd per. of 4-3 loss vs. Wsh.

(franchise record)

0:23 - Mel Bridgman, 4/11/78, in 4th per. of 3-2 OT loss vs. Phi. @ Col.

**On Road**

0:13 - Martin Straka, 4/25/99, in 3rd per. of 4-2 loss @ Pit.

**ASSISTS**

**MOST ASSISTS**

8 - 5/9/01 in 2nd per. of 5-1 win vs. Tor.

**At Home**

8 - 5/9/01 in 2nd per. of 5-1 win vs. Tor.

**On Road**

6 - Accomplished nine times, most recently 6/6/12 in 3rd per. of 3-1 win @ LA

**MOST ASSISTS OPPONENT**

8 - 4/20/93 in 2nd per. of 7-0 loss @ Pit.

5/6/88 in 2nd per. of 6-1 loss vs. Bos.

**At Home**

8 - 5/6/88 in 2nd per. of 6-1 loss vs. Bos.

**On Road**

8 - 4/20/93 in 2nd per. of 7-0 loss @ Pit.

**MOST ASSISTS BOTH TEAMS**

11 - 4/27/92 in 3rd per. of 8-5 loss @ NYR (NJ 6, NYR 5)

**At Home**

10 - 5/6/88 in 2nd per. of 6-1 loss vs. Bos. (Bos. 8, NJ 2)

**On Road**

11 - 4/27/92 in 3rd per. of 8-5 loss @ NYR (NJ 6, NYR 5)

**POINTS**

**MOST POINTS**

12 - 5/9/01 in 2nd per. of 5-1 win vs. Tor. (4g-8a)

**At Home**

12 - 5/9/01 in 2nd per. of 5-1 win vs. Tor. (4g-8a)

**On Road**

10 - 5/1/12 in 3rd per. of 4-1 win @ Phi. (4g-6a)

**MOST POINTS OPPONENT**

13 - 5/6/88 in 2nd per. of 6-1 loss vs. Bos. (5g-8a)

**At Home**

13 - 5/6/88 in 2nd per. of 6-1 loss vs. Bos. (5g-8a)

**On Road**

12 - 4/20/93 in 2nd per. of 7-0 loss @ Pit. (4g-8a)

**MOST POINTS BOTH TEAMS**

17 - 4/27/92 in 3rd per. of 8-5 loss @ NYR (NJ 3-6-9, NYR 3-5-8)

4/22/88 in 2nd per. of 10-4 win vs. Wsh. (NJ 5-6-11, Wsh. 3-3-6)

**At Home**

17 - 4/22/88 in 2nd per. of 10-4 win vs. Wsh. (NJ 5-6-11, Wsh. 3-3-6)

**On Road**

17 - 4/27/92 in 3rd per. of 8-5 loss @ NYR (NJ 3-6-9, NYR 3-5-8)

**PENALTY MINUTES**

**MOST PENALTY MINUTES**

75 - 5/8/97 in 3rd per. of 3-0 loss @ NYR

**At Home**

60 - 4/22/88 in 3rd per. of 10-4 win vs. Wsh.

**On Road**

75 - 5/8/97 in 3rd per. of 3-0 loss @ NYR

**MOST PENALTY MINUTES OPPONENT**

79 - 4/29/92 in 3rd per. of 5-3 win vs. NYR

**At Home**

79 - 4/29/92 in 3rd per. of 5-3 win vs. NYR

**On Road**

54 - 4/17/01 in 3rd per. of 4-0 win @ Car. 4/20/88 in 2nd per. of 5-2 win @ Wsh.

**MOST PENALTY MINUTES BOTH TEAMS**

137 - 4/22/88 in 3rd per. of 10-4 win vs. Wsh. (Wsh. 77, NJ 60)

**At Home**

137 - 4/22/88 in 3rd per. of 10-4 win vs. Wsh. (Wsh. 77, NJ 60)

**On Road**

125 - 5/8/97 in 3rd per. of 3-0 loss @ NYR (NJ 75, NYR 50)

**SHOTS**

**MOST SHOTS**

26 - 4/13/12 in 1st per. of 3-2 win @ Fla.

**At Home**

20 - 5/11/97 in 2nd per. of 2-1 OT loss vs. NYR

**On Road**

26 - 4/13/12 in 1st per. of 3-2 win @ Fla.

**MOST SHOTS OPPONENT**

22 - 4/21/09 in 2nd per. of 4-3 loss @ Car.

**At Home**

20 - 5/6/88 in 2nd per. of 6-1 loss vs. Bos.

**On Road**

22 - 4/21/09 in 2nd per. of 4-3 loss @ Car.

**MOST SHOTS BOTH TEAMS**

35 - 4/13/12 in 1st per. of 3-2 win @ Fla. (NJ 26, Fla. 9)

**At Home**

34 - 4/23/09 in 2nd per. of 1-0 win vs. Car. (Car. 19, NJ 15)

**On Road**

35 - 4/13/12 in 1st per. of 3-2 win @ Fla. (NJ 26, Fla. 9)

**FEWEST SHOTS**

1 - 5/9/94 in 3rd per. of 2-0 win vs. Bos.

**At Home**

1 - 5/9/94 in 3rd per. of 2-0 win vs. Bos.

**On Road**

2 - 5/29/01 in 3rd per. of 2-1 win @ Col. 4/23/94 in 1st per. of 5-3 loss @ Buf.

**FEWEST SHOTS OPPONENT**

1 - Accomplished six times, most recently 4/26/01 in 3rd per. of 2-0 loss vs. Tor.

**At Home**

1 - Accomplished four times, most recently 4/26/01 in 3rd per. of 2-0 loss vs. Tor.

**On Road**

1 - 6/10/00 in 4th per. of 2-1 2 OT win @ Dal. 4/18/00 in 2nd per. of 2-1 win @ Fla.



# ***NEW JERSEY DEVILS***

## **WHILE AT PRUDENTIAL CENTER**



### **SPORTS & THE ARTS**

Prudential Center includes original abstract, contemporary and figurative paintings created by the renowned artists of Los Angeles, CA-based Sports & the Arts, and have been selected from across the United States and Canada.

The 200-foot wide by 30-foot high free-form mural on the west side of Prudential Center's Grand Concourse was created on site by artist Tom Mosser, and depicts local points of interest, architecture and teams. The mural is titled "Impressionistic Realism," and features artwork that captures the essence of New Jersey's sports and entertainment history.

From left to right are: Cape May, former Devils' defenseman Ken Daneyko, Tony Meola, High Point, Atlantic City Carousel, Terry Dehere, Althea Gibson, Barnegat Light House, goaltender Martin Brodeur, Prudential Building, National Newark Building, Richie Regan, boxing, New Jersey State Capitol dome, former defenseman Scott Stevens, Steel Pier and a figure skater.

### **RWJBARNABAS HEALTH HOCKEY HOUSE AT PRUDENTIAL CENTER**

On March 16, 2016 the New Jersey Devils announced Barnabas Health as Official Health Care Partner of the hockey team and sports and entertainment arena. The announcement also included the unveiling of a new name and logo for Prudential Center's practice facility, now called the RWJBarnabas Health Hockey House.

The agreement launched the Devils and Prudential Center's Marquee Partnership program, naming Barnabas Health as a member. The new platform will align the most powerful brands in Jersey committed to unifying and inspiring the lives of the families, neighbors and communities throughout the state.

### **CHAMPIONSHIP PLAZA**

Prudential Center's Championship Plaza is an outdoor area celebrating the rich 34-year history and tradition of the New Jersey Devils. Located across from PNC Bank Tower on Mulberry Street between Edison Place and Market Street in Newark, it has become the gathering place for Devils' fans before and after each game.

The centerpiece of Championship Plaza is an in-ground, 60-foot in diameter Devils' logo. Constructed of granite, the logo is surrounded by pieces of stone commemorating each of the team's three Stanley Cup Championships. A 22-foot tall, 7,000-pound, stainless steel hockey player statue, sculpted by New Jersey native Jon Krawczyk, graces the north end of the plaza on Market Street. Championship Plaza also include bricks recognizing the team's 1987-88 Patrick Division Playoff Championship, five Eastern Conference Championships and nine Atlantic Division titles.

Centered along Mulberry Street is a solid granite, custom-sculpted Prudential Rock. Prudential Financial's well-known brand symbol was inspired by the Rock of Gibraltar, and represents the company's strength, stability and financial security. Prudential has been part of the Newark community since its founding in 1875.

**CAREER****MOST SEASONS**

16 - Martin Brodeur

**MOST GAMES PLAYED**

205 - Martin Brodeur

**MOST GOALS**

45 - Patrik Elias

**By Defenseman**17 - Brian Rafalski, Scott Niedermayer,  
Scott Stevens**MOST ASSISTS**

80 - Patrik Elias

**By Defenseman**

47 - Scott Niedermayer

**MOST POINTS**

125 - Patrik Elias (45g-80a)

**By Defenseman**

64 - Scott Niedermayer (17g-47a)

**MOST POINTS AT HOME**

71 - Patrik Elias (18g-53a)

**By Defenseman**

37 - Scott Stevens (9g-28a)

**MOST POINTS ON ROAD**

54 - Patrik Elias (27g-27a)

**By Defenseman**

37 - Scott Niedermayer (11g-26a)

**MOST SHOTS**

444 - Patrik Elias

**By Defenseman**

295 - Scott Stevens

**MOST PENALTY MINUTES**

296 - Ken Daneyko

**By Defenseman**

296 - Ken Daneyko

**MOST POWER PLAY GOALS**

21 - Patrik Elias

**MOST POWER PLAY POINTS**

52 - Patrik Elias (21g-31a)

**MOST SHORTHANDED GOALS**

4 - Brian Rolston, John Madden

**MOST GAME-WINNING GOALS**6 - Accomplished five times, most  
recently Jamie Langenbrunner**MOST HAT TRICKS**1 - Accomplished five times,  
most recently John Madden**HIGHEST PLUS/MINUS**

33 - Scott Stevens

**By Defenseman**

33 - Scott Stevens

**GOALTENDING****MOST GAMES PLAYED**

205 - Martin Brodeur

**MOST MINUTES PLAYED**

12719 - Martin Brodeur

**MOST VICTORIES**

113 - Martin Brodeur

**MOST DEFEATS**

91 - Martin Brodeur

**BEST GAA (2 seasons)**

2.02 - Martin Brodeur

**MOST SHUTOUTS**

24 - Martin Brodeur

**MOST PENALTY MINUTES**

38 - Martin Brodeur

**SEASON****MOST GOALS**

13 - Claude Lemieux: 1994-95

**By Defenseman**

7 - Brian Rafalski: 2000-01

**By Rookie**5 - Adam Henrique: 2011-12  
Doug Brown: 1987-88**MOST ASSISTS**

16 - Scott Niedermayer: 2002-03

**By Defenseman**

16 - Scott Niedermayer: 2002-03

**By Rookie**

8 - Adam Henrique: 2011-12

**MOST POINTS**

23 - Patrik Elias (9g-14a): 2000-01

**By Defenseman**18 - Scott Niedermayer (2g-16a): 2002-03  
Brian Rafalski (7g-11a): 2000-01**By Rookie**

13 - Adam Henrique (5g-8a): 2011-12

**MOST POINTS AT HOME**

18 - Patrik Sundstrom (6g-12a): 1987-88

**By Defenseman**

14 - Scott Niedermayer (1g-13a): 2002-03

**By Rookie**5 - Scott Gomez (3g-2a): 1999-00  
John Madden (1g-4a): 1999-00**MOST POINTS ON ROAD**

15 - Aaron Broten (5g-10a): 1987-88

**By Defenseman**

13 - Brian Rafalski (6g-7a): 2000-01

**By Rookie**

10 - Adam Henrique (4g-6a): 2011-12

**MOST SHOTS**

87 - Zach Parise: 2011-12

**By Defenseman**

56 - Scott Stevens: 1993-94

**MOST PENALTY MINUTES**

113 - Perry Anderson: 1987-88

**By Defenseman**

83 - Ken Daneyko: 1987-88

**MOST POWER PLAY GOALS**5 - Ilya Kovalchuk: 2011-12  
Jason Arnott: 2000-01  
Mark Johnson: 1987-88**MOST POWER PLAY POINTS**

11 - Mark Johnson: 1987-88

**MOST SHORTHANDED GOALS**2 - Accomplished five times, most recently John  
Madden: 2005-06**MOST GAME-WINNING GOALS**4 - Jeff Friesen, Jamie Langenbrunner: 2002-03  
Neal Broten: 1994-95**MOST HAT TRICKS**1 - Accomplished five times, most recently John  
Madden: 2005-06**HIGHEST PLUS/MINUS**

15 - Petr Sykora: 2000-01

**By Defenseman**

14 - Scott Stevens: 2002-03

**GOALTENDING****MOST GAMES PLAYED**

25 - Martin Brodeur: 2000-01

**MOST MINUTES PLAYED**

1505 - Martin Brodeur: 2000-01

**MOST VICTORIES**

16 - Martin Brodeur: 2002-03, 1999-00, 1994-95

**MOST DEFEATS**

10 - Martin Brodeur: 2000-01

**BEST GOALS-AGAINST AVERAGE (8 GPI)**

1.61 - Martin Brodeur: 1999-00

**MOST SHUTOUTS**

7 - Martin Brodeur: 2002-03

**MOST PENALTY MINUTES**

14 - Sean Burke: 1987-88

**FOUR-GAME SERIES****MOST GOALS**

5 - Patrik Elias: ECQF vs. NYR, 2005-06

**By Defenseman**2 - Scott Niedermayer, Scott Stevens: ECQF vs.  
Fla., 1999-00**By Rookie**1 - Accomplished four times, most recently Zach  
Parise: ECQF vs. NYR, 2005-06**MOST ASSISTS**6 - Patrik Elias, Jamie Langenbrunner: ECQF vs.  
NYR, 2005-06**By Defenseman**3 - Paul Martin, Brian Rafalski: ECQF vs. NYR,  
2005-06  
Scott Niedermayer: SCF vs. Det., 1994-95**By Rookie**

2 - John Madden: ECQF vs. Fla., 1999-00

**MOST POINTS**

11 - Patrik Elias (5g-6a): ECQF vs. NYR, 2005-06

**By Defenseman**4 - Brian Rafalski (1g-3a): ECQF vs. NYR,  
2005-06  
Scott Stevens (1g-3a): ECQF vs. Fla., 1999-00  
Scott Niedermayer (2g-2a): SCF vs. Det.,  
1994-95**By Rookie**

3 - Brian Rafalski (1g-2a): ECQF vs. Fla., 1999-00

**MOST POINTS AT HOME**

6 - Patrik Elias (2g-4a): ECQF vs. NYR, 2005-06

- By Defenseman**  
3 - Scott Stevens (2g-1a): ECQF vs. Fla., 1999-00  
Bruce Driver (1g-2a): SCF vs. Det., 1994-95
- By Rookie**  
2 - Sergei Brylin (1g-1a): SCF vs. Det., 1994-95  
John Madden (2a): ECQF vs. Fla., 1999-00
- MOST POINTS ON ROAD**  
5 - Patrik Elias (3g-2a): ECQF vs. NYR, 2005-06
- By Defenseman**  
3 - Brian Rafalski (1g-2a): ECQF vs. Fla., 1999-00  
Scott Niedermayer (1g-2a): SCF vs. Det., 1994-95
- By Rookie**  
3 - Brian Rafalski (1g-2a): ECQF vs. Fla., 1999-00
- MOST SHOTS**  
18 - Scott Gomez, John Madden: ECQF vs. NYR, 2005-06  
Claude Lemieux: ECQF vs. Fla., 1999-00
- By Defenseman**  
11 - Scott Niedermayer: ECQF vs. Fla., 1999-00
- MOST PENALTY MINUTES**  
14 - Claude Lemieux: ECQF vs. Fla., 1999-00
- By Defenseman**  
6 - Ken Daneyko: SCF vs. Det., 1994-95
- MOST POWER PLAY GOALS**  
3 - Patrik Elias: ECQF vs. NYR, 2005-06
- MOST POWER PLAY POINTS**  
6 - Patrik Elias (2g-4a): ECQF vs. Car., 2001-02
- MOST SHORTHANDED GOALS**  
2 - John Madden: ECQF vs. NYR, 2005-06

## FIVE-GAME SERIES

- MOST GOALS**  
6 - Claude Lemieux: ECSF vs. Pit., 1994-95
- By Defenseman**  
3 - Brian Rafalski: ECF vs. Pit., 2000-01
- By Rookie**  
2 - Blake Coleman: ECQF vs. TB, 2017-18  
Patrik Elias: ECQF vs. Mtl., 1996-97
- MOST ASSISTS**  
6 - Accomplished four times, most recently Scott Gomez: ECQF vs. Phi., 2003-04
- By Defenseman**  
5 - Brian Rafalski: ECSF vs. Car., 2005-06  
Brian Rafalski: ECF vs. Pit., 2000-01  
Shawn Chambers: ECQF vs. Mtl., 1996-97
- By Rookie**  
4 - Adam Henrique: ECSF vs. Phi., 2011-12
- MOST POINTS**  
8 - Accomplished four times, most recently John Madden (2g-6a): ECQF vs. Bos., 2002-03
- By Defenseman**  
8 - Brian Rafalski (3g-5a): ECF vs. Pit., 2000-01
- By Rookie**  
4 - Will Butcher (1g-3a): ECQF vs. TB, 2017-18  
Adam Henrique (4a): ECSF vs. Phi., 2011-12  
Patrik Elias (2g-2a): ECQF vs. Mtl., 1996-97
- MOST POINTS AT HOME**  
7 - Jamie Langenbrunner (5g-2a): ECQF vs. Bos., 2002-03
- By Defenseman**  
4 - Marek Zidlicky (1g-3a): ECSF vs. Phi., 2011-12  
Scott Niedermayer (1g-3a): ECSF vs. TB, 2002-03
- By Rookie**  
2 - Will Butcher (1g-1a): ECQF vs. TB, 2017-18  
Paul Martin (1g-1a): ECQF vs. Phi., 2003-04
- MOST POINTS ON ROAD**  
7 - Stephane Richer (2g-5a): ECQF vs. Bos., 1994-95
- By Defenseman**  
5 - Brian Rafalski (3g-2a): ECF vs. Pit., 2000-01
- By Rookie**  
4 - Patrik Elias (2g-2a): ECQF vs. Mtl., 1996-97

- MOST GAME-WINNING GOALS**  
2 - Brian Gionta: ECQF vs. NYR, 2005-06  
Neal Broten: SCF vs. Det., 1994-95
- MOST HAT TRICKS**  
1 - John Madden: ECQF vs. NYR, 2005-06
- HIGHEST PLUS/MINUS**  
6 - Paul Martin: ECQF vs. NYR, 2005-06
- By Defenseman**  
6 - Paul Martin: ECQF vs. NYR, 2005-06

- GOALTENDING**  
**MOST GAMES PLAYED**  
4 - Martin Brodeur: ECQF vs. NYR, 2005-06  
Martin Brodeur: ECQF vs. Fla., 1999-00  
Martin Brodeur: SCF vs. Det., 1994-95
- MOST MINUTES PLAYED**  
240 - Martin Brodeur: ECQF vs. Fla., 1999-00  
Martin Brodeur: SCF vs. Det., 1994-95
- MOST VICTORIES**  
4 - Martin Brodeur: ECQF vs. NYR, 2005-06  
Martin Brodeur: ECQF vs. Fla., 1999-00  
Martin Brodeur: SCF vs. Det., 1994-95
- MOST DEFEATS**  
n/a
- BEST GOALS-AGAINST AVERAGE (4 GPI)**  
1.00 - Martin Brodeur: ECQF vs. NYR, 2005-06
- MOST SHUTOUTS**  
1 - Martin Brodeur: ECQF vs. NYR, 2005-06
- MOST PENALTY MINUTES**  
2 - Martin Brodeur: SCF vs. Det., 1994-95

- MOST SHOTS**  
26 - Brian Rolston: ECQF vs. Mtl., 1996-97  
Scott Stevens: ECSF vs. Pit., 1994-95
- By Defenseman**  
26 - Scott Stevens: ECSF vs. Pit., 1994-95
- MOST PENALTY MINUTES**  
29 - Reid Simpson: ECSF vs. NYR, 1996-97
- By Defenseman**  
20 - Ken Daneyko: ECQF vs. Mtl., 1996-97
- MOST POWER PLAY GOALS**  
3 - Patrik Elias: ECQF vs. NYR, 2007-08
- MOST POWER PLAY POINTS**  
5 - Shawn Chambers (1g-4a): ECQF vs. Mtl., 1996-97
- MOST SHORTHANDED GOALS**  
2 - Brian Rolston: ECQF vs. Mtl., 1996-97
- MOST GAME-WINNING GOALS**  
2 - Accomplished four times, most recently David Clarkson: ECSF vs. Phi., 2011-12
- MOST HAT TRICKS**  
1 - Valeri Zelepukin: ECQF vs. Mtl., 1996-97
- HIGHEST PLUS/MINUS**  
7 - Neal Broten: ECSF vs. Pit., 1994-95
- By Defenseman**  
6 - Colin White: ECF vs. Pit., 2000-01  
Shawn Chambers: ECSF vs. Pit., 1994-95

- GOALTENDING**  
**MOST GAMES PLAYED**  
5 - Accomplished 13 times, most recently Martin Brodeur: ECSF vs. Phi., 2011-12
- MOST MINUTES PLAYED**  
352 - Martin Brodeur: ECSF vs. TB, 2002-03
- MOST VICTORIES**  
4 - Accomplished seven times, most recently Martin Brodeur: ECSF vs. Phi., 2011-12
- MOST DEFEATS**  
4 - Accomplished six times, most recently Martin Brodeur: ECQF vs. Phi., 2009-10
- BEST GOALS-AGAINST AVERAGE (4 GPI)**  
0.97 - Martin Brodeur: ECQF vs. Bos., 1994-95
- MOST SHUTOUTS**  
3 - Martin Brodeur: ECQF vs. Bos., 1994-95
- MOST PENALTY MINUTES**  
4 - Martin Brodeur: ECSF vs. Ott., 2006-07

**SIX-GAME SERIES****MOST GOALS**

6 - Zach Parise: ECQF vs. TB, 2006-07

**By Defenseman**3 - Brian Rafalski: ECQF vs. Car., 2001-02  
Bruce Driver: PDSF vs. NYI, 1987-88**By Rookie**2 - Accomplished six times, most recently Adam  
Henrique: SCF vs. LA, 2011-12**MOST ASSISTS**7 - Scott Gomez: ECQF vs. TB, 2006-07  
John MacLean: PDSF vs. NYI, 1987-88**By Defenseman**5 - Brian Rafalski: ECQF vs. TB, 2006-07  
Bruce Driver: PDSF vs. Wsh., 1989-90**By Rookie**3 - Accomplished six times, most recently Adam  
Henrique: ECF vs. NYR, 2011-12**MOST POINTS**

11 - John MacLean (4g-7a): PDSF vs. NYI, 1987-88

**By Defenseman**

7 - Brian Rafalski (2g-5a): ECQF vs. TB, 2006-07

**By Rookie**

5 - Scott Gomez (2g-3a): ECSF vs. Tor., 1999-00

**MOST POINTS AT HOME**

8 - John MacLean (2g-6a): PDSF vs. NYI, 1987-88

**By Defenseman**4 - Brian Rafalski (1g-3a): ECQF vs. TB, 2006-07  
Bruce Driver (1g-3a): PDSF vs. Wsh., 1989-90**By Rookie**

4 - Brian Gionta (2g-2a): ECQF vs. Car., 2001-02

**MOST POINTS ON ROAD**5 - John MacLean (2g-3a): ECSF vs. Bos.,  
1993-94**By Defenseman**3 - Accomplished six times, most recently Bryce  
Salvador (3a): ECF vs. NYR, 2011-12**By Rookie**3 - Travis Zajac (0g-3a): ECQF vs. TB, 2006-07  
Brian Rafalski (1g-2a): SCF vs. Dal., 2000-01**MOST SHOTS**

29 - Zach Parise: ECQF vs. TB, 2006-07

**By Defenseman**

21 - Scott Stevens: ECSF vs. Bos., 1993-94

**MOST PENALTY MINUTES**

48 - Perry Anderson: PDSF vs. NYI, 1987-88

**By Defenseman**

30 - Jim Korn: PDSF vs. NYI, 1987-88

**MOST POWER PLAY GOALS**3 - Brian Rafalski: ECQF vs. Car., 2001-02  
Bruce Driver: PDSF vs. NYI, 1987-88**MOST POWER PLAY POINTS**

6 - Patrik Elias (2g-4a): ECQF vs. Car., 2001-02

**MOST SHORTHANDED GOALS**1 - Accomplished nine times, most recently Petr  
Sykora: ECQF vs. Car., 2000-01**MOST GAME-WINNING GOALS**2 - Brian Gionta: ECQF vs. Car., 2001-02  
Bobby Holik: ECQF vs. Pit., 2000-01**MOST HAT TRICKS**

n/a

**HIGHEST PLUS/MINUS**7 - Sergei Brylin, Alexander Mogilny: ECQF vs.  
Car., 2000-01**By Defenseman**6 - Scott Niedermayer, Scott Stevens: ECQF vs.  
Car., 2000-01**GOALTENDING****MOST GAMES PLAYED**6 - Accomplished nine times, most recently Martin  
Brodeur: SCF vs. LA, 2011-12**MOST MINUTES PLAYED**

434 - Martin Brodeur: SCF vs. Dal., 1999-00

**MOST VICTORIES**4 - Accomplished six times, most recently Martin  
Brodeur: ECF vs. NYR, 2011-12**MOST DEFEATS**4 - Martin Brodeur: SCF vs. LA, 2011-12  
Martin Brodeur: ECQF vs. Car., 2001-02  
Martin Brodeur: ECQF vs. Ott., 1997-98**BEST GOALS-AGAINST AVERAGE (4 GPI)**

1.24 - Martin Brodeur: SCF vs. Dal., 1999-00

**MOST SHUTOUTS**2 - Martin Brodeur: ECQF vs. Car., 2001-02  
Martin Brodeur: ECSF vs. Tor., 1999-00**MOST PENALTY MINUTES**

6 - Martin Brodeur: ECSF vs. Tor., 1999-00

**SEVEN-GAME SERIES****MOST GOALS**5 - Jeff Friesen: SCF vs. Ana., 2002-03  
John MacLean: PDSF vs. Pit., 1990-91**By Defenseman**

3 - Brian Rafalski: ECSF vs. Tor., 2000-01

**By Rookie**3 - Bill Guerin, Kevin Todd: PDSF vs. NYR,  
1991-92**MOST ASSISTS**7 - Bobby Holik: ECQF vs. Pit., 1998-99  
Peter Stastny: PDSF vs. NYR, 1991-92  
John MacLean: PDSF vs. NYI, 1987-88**By Defenseman**5 - Scott Niedermayer: SCF vs. Ana., 2002-03  
Scott Niedermayer: ECF vs. Ott., 2002-03  
Scott Stevens: ECQF vs. Buf., 1993-94**By Rookie**

4 - Jon Morris: PDSF vs. Pit., 1990-91

**MOST POINTS**10 - Peter Stastny (3g-7a): PDSF vs. NYR, 1991-92  
Patrik Sundstrom (4g-6a): PDF vs. Wsh.,  
1987-88**By Defenseman**6 - Scott Stevens (1g-5a): ECQF vs. Buf.,  
1993-94**By Rookie**

5 - Kevin Todd (3g-2a): PDSF vs. NYR, 1991-92

**MOST POINTS AT HOME**9 - Patrik Sundstrom (3g-6a): PDF vs. Wsh.,  
1987-88**By Defenseman**

5 - Scott Niedermayer (5a): SCF vs. Ana., 2002-03

**By Rookie**

4 - Mike Rupp (1g-3a): SCF vs. Ana., 2002-03

**MOST POINTS ON ROAD**

7 - Peter Stastny (1g-6a): PDSF vs. NYR, 1991-92

**By Defenseman**

5 - Tom Kurvers (2g-3a): WCF vs. Bos., 1987-88

**By Rookie**3 - Adam Henrique (2g-1a): ECQF vs. Fla., 2011-12  
Bill Guerin (3g): PDSF vs. NYR, 1991-92**MOST SHOTS**

33 - Claude Lemieux: PDSF vs. NYR, 1991-92

**By Defenseman**

23 - Bruce Driver: PDSF vs. NYR, 1991-92

**MOST PENALTY MINUTES**38 - Perry Anderson: WCF vs. Bos., 1987-88  
Dave Maley: PDF vs. Wsh., 1987-88**By Defenseman**

33 - Ken Daneyko: ECQF vs. Buf., 1993-94

**MOST POWER PLAY GOALS**

3 - Mark Johnson: PDF vs. Wsh., 1987-88

**MOST POWER PLAY POINTS**5 - Brendan Shanahan (2g-3a): PDSF vs. Pit.,  
1990-91  
Mark Johnson (3g-2a): PDF vs. Wsh., 1987-88

**MOST SHORTHANDED GOALS**

- 1 - Accomplished seven times, most recently  
John Madden: ECF vs. Ott., 2002-03

**MOST GAME-WINNING GOALS**

- 3 - Jeff Friesen: ECF vs. Ott., 2002-03

**MOST HAT TRICKS**

- 1 - Mark Johnson (4): PDF vs. Wsh., 1987-88  
Patrik Sundstrom: PDF vs. Wsh., 1987-88  
Aaron Broten: PDF vs. Wsh., 1987-88

**HIGHEST PLUS/MINUS**

- 8 - Scott Niedermayer: SCF vs. Ana., 2002-03

**By Defenseman**

- 8 - Scott Niedermayer: SCF vs. Ana., 2002-03

**GOALTENDING****MOST GAMES PLAYED**

- 7 - Accomplished 12 times, most recently Martin  
Brodeur: ECQF vs. Fla., 2011-12

**MOST MINUTES PLAYED**

- 498 - Martin Brodeur: ECF vs. NYR, 1993-94

**MOST VICTORIES**

- 4 - Accomplished six times, most recently Martin  
Brodeur: ECQF vs. Fla., 2011-12

**MOST DEFEATS**

- 4 - Accomplished five times, most recently Martin  
Brodeur: ECQF vs. Car., 2008-09

**BEST GOALS-AGAINST AVERAGE (4 GPI)**

- 1.61 - Martin Brodeur: ECQF vs. Buf., 1994-95

**MOST SHUTOUTS**

- 3 - Martin Brodeur: SCF vs. Ana., 2002-03

**MOST PENALTY MINUTES**

- 8 - Sean Burke: WCF vs. Bos., 1987-88

**GAME****MOST GOALS**

- 4 - Mark Johnson, 4/22/88 vs. Wsh.

**By Defenseman**

- 2 - Accomplished five times, most recently Brian  
Rafalski, 4/21/02 vs. Car.

**By Rookie**

- 2 - Adam Henrique, 4/26/12 @ Fla.

**MOST ASSISTS**

- 5 - Patrik Sundstrom, 4/22/88 vs. Wsh.

**By Defenseman**

- 4 - Ken Daneyko, 4/22/88 vs. Wsh.

**By Rookie**

- 2 - Accomplished 11 times, most recently Adam  
Henrique, 5/8/12 @ Phi.

**MOST POINTS**

- 8 - Patrik Sundstrom (3g-5a), 4/22/88 vs. Wsh.

**By Defenseman**

- 4 - Ken Daneyko (4a), 4/22/88 vs. Wsh.

**By Rookie**

- 3 - Mike Rupp (1g-2a), 6/9/03 vs. Ana.

**MOST SHOTS**

- 12 - Bobby Holik, 4/24/02 @ Car.

**By Defenseman**

- 8 - Scott Stevens, 5/24/95 vs. Pit.  
Scott Stevens, 5/3/94 vs. Bos.

**HIGHEST PLUS/MINUS**

- 5 - Patrik Sundstrom, 4/22/88 vs. Wsh.

**By Defenseman**

- 4 - John Marino, 5/1/23 vs NYR, GM 7

**MOST PENALTY MINUTES**

- 37 - Jim Korn (min., maj., 2 misc., game), 4/28/88 vs.  
Wsh.

**PERIOD****MOST GOALS**

- 2 - Accomplished 22 times, most recently Zach  
Parise, 5/21/12 vs. NYR (3rd)

**MOST ASSISTS**

- 3 - Alexander Mogilny, 4/28/01 vs. Tor. (2nd)


**MOST POINTS**

- 4 - Alexander Mogilny (1g-3a), 4/28/01 vs. Tor. (2nd)

**DEVILS' PLAYOFF RECORD SCENARIOS**

|                   | Next Game       | Series Record |
|-------------------|-----------------|---------------|
| When tied 0-0     | 20-26 in game 1 | 26-20         |
| When leading 1-0  | 10-10 in game 2 | 15-5          |
| When trailing 1-0 | 16-10 in game 2 | 11-15         |
| When leading 2-0  | 6-4 in game 3   | 10-0          |
| When trailing 2-0 | 6-4 in game 3   | 2-8           |
| When tied 1-1     | 13-13 in game 3 | 14-12         |
| When leading 2-1  | 7-10 in game 4  | 14-3          |
| When trailing 2-1 | 11-9 in game 4  | 6-14          |
| When leading 3-0  | 3-3 in game 4   | 6-0           |
| When trailing 3-0 | 3-0 in game 4   | 0-3           |
| When leading 3-1  | 7-3 in game 5   | 10-0          |
| When trailing 3-1 | 3-9 in game 5   | 1-11          |
| When tied 2-2     | 15-6 in game 5  | 12-9          |
| When leading 3-2  | 8-10 in game 6  | 13-5          |
| When trailing 3-2 | 5-4 in game 6   | 3-6           |
| When tied 3-3     | 8-7 in game 7   | 8-7           |
| Overall           | 142-127         | 26-20         |





USA Bank of America

A

18



2024-25 NEW JERSEY DEVILS

# MISCELLANEOUS

 Prudential Center

## DEVILS YOUTH FOUNDATION

### Devils Care Foundation

- Devils Youth Foundation (DYF), a 501(c)(3) organization, enriches the lives of New Jersey's youth by creating life-changing opportunities and inspiring youth in our communities through the power of sports and entertainment.
- The Foundation has donated over \$4 million in funds to help nonprofit partners address issues such as food insecurity by working to provide access to nutritious meals and education; growing the game through inclusive sports and fitness programming; creating safe spaces for improved physical and mental well-being and life skills; and enhancing art education by increasing student participation and access.
- This year, the Devils Youth Foundation proudly announced it will provide 30 grants, worth over \$1.1 million, to organizations having an impact in New Jersey through community outreach programs. This grant money outlay represents a benchmark 24% increase year over year for DYF.
- Since its inception, the Devils Youth Foundation has raised over \$4 million dollars through marquee events (Champions Gala, Devils Sweep the Deck Gala, and Martin Brodeur's "MB30" Charity Golf Invitational), on-going individual fundraising, player programs, and seasonal online auctions and merchandise sales. The funds have been distributed to over 50 organizations and have helped over 100,000 children in Newark and throughout New Jersey.

## NEW JERSEY DEVILS PLAYERS COMMUNITY PROGRAMS AND INITIATIVES

Devils players are extremely generous with their time both on and off the ice. Throughout this past season, the players have participated in over 264 events ranging from Group Nights to Hockey Clinics where they can continue to expand their effort in the Newark Community and beyond.

### Jack and Luke Hughes – Hockey in New Jersey Ambassadors

- Hockey in New Jersey, Inc. (HNJ), in collaboration with the New Jersey Devils, proudly announced the appointment of New Jersey Devils superstars Jack Hughes and Luke Hughes as its first official ambassadors this past season. The announcement was made at HNJ's second annual "Playing it Forward Gala" at the New Jersey Performing Arts Center. During the event, HNJ honored the New Jersey Devils superstars with its Playing it Forward Award, recognizing their exceptional contributions to the HNJ community over the past year. Following the presentation of the award, HNJ announced the appointment of Jack and Luke Hughes as its official ambassadors for a five-year term.

### Dougie Hamilton - Dougie's Buddies

- New Jersey Devils defenseman Dougie Hamilton and RWJBarnabas Health launched

community program "Dougie's Buddies" as part of the recently announced multi-year extension of the partnership between the New Jersey Devils and RWJBarnabas Health. The experience includes tickets to a Devils game, food and beverage, Devils merchandise and a postgame meet and greet with Dougie. Dougie will continue to host a guest and their family at a Devils home game multiple times a month throughout the season. The guests will be determined by Devils' Grassroots and Community Initiative groups, while incorporating RWJBarnabas Health patients.

### Brendan Smith - Kancer Jam

- New Jersey Devils defenseman Brendan Smith hosted his first-ever Kancer Jam event on January 7, 2024 at a facility in Newark to be named at a later date. The event raised awareness and funds for The Jam Kancer in the Kan Foundation, while honoring the lives of Smith's grandparents, Joyce and Lester Smith, who both lost their battle with breast cancer. Those who participated in the Kan Jam tournament, alongside Smith and his New Jersey Devils teammates, fundraised a minimum of \$2,222 per team, with all proceeds donated to The Breast Center at Cooperman Barnabas Medical Center, an RWJBarnabas Health facility.

## NEW JERSEY DEVILS FOUNDATION AND COMMUNITY DEVELOPMENT

### Devils 50/50 Ticket Raffle

- The Devils 50/50 Raffle benefits the Devils Youth Foundation raising over \$298,000 this past season. The raffle tickets are sold from the start of each Devils home game through the end of the second period intermission. The winning number – determined through a random drawing out of the pool of purchased tickets for that game – is announced over the public announcement system and displayed on the Jumbo Tron during the third period of Devils games.

### Mystery Puckst Sale

- Two to three times a year, the Devils' wives and girlfriends get together to sell autographed items to partially benefit the Devils Youth Foundation. With a donation, fans receive a puck autographed by one of the New Jersey Devils players. Devils' wives and girlfriends begin to sell items on tables on the main concourse of the Prudential Center until they sell out (which is usually in minutes).



## COMMUNITY PROGRAMS

### Blood Drive

- The New Jersey Devils and official partner RWJBarnabas Health hosted the 2nd annual blood drive in coordination with the American Red Cross. The event took place on Saturday, March 16, at Prudential Center. This partnership provided a unique opportunity for the American Red Cross and the New Jersey Devils to work together and increase much needed local blood supplies.

### Hospital Visits

- In November, members of the team, staff and the alumni association traveled to several hospital locations within the RWJBarnabas hospital community. Players and staff met many patients who receive various treatments at the hospital following a practice session at Prudential Center in Newark.
  - Hospitals included annually are: Community Medical Center, Toms River, NJ; RWJ University Hospital, Hamilton, NJ; RWJ University Hospital, Somerville, NJ; Monmouth Medical Center Southern Campus, Lakewood, NJ; Monmouth Medical Center, Long Branch, NJ; Jersey City Medical Center, Jersey City, NJ; Newark Beth Israel Medical Center and Children's Hospital of NJ, Newark NJ; RWJ University Hospital New Brunswick, New Brunswick, NJ; RWJ University Hospital Children's Specialized Hospital, New Brunswick, NJ; RWJ University Hospital Rahway, Rahway, NJ; Cooperman Barnabas Medical Center, Livingston, NJ.

### Hockey Fights Cancer

- The Devils host their annual Hockey Fights Cancer Night in partnership with RWJBarnabas Health in November. Funds raised through various activations throughout the night benefit a select RWJBarnabas Health Facility. Each year, the Devils host a cancer patient being treated at a RWJBarnabas Health Facility and provide a gameday experience including a one-day contract signed by General Manager Tom Fitzgerald, an official jersey and locker stall, meet and greet with their favorite Devils player, watch warmups from the penalty box, join the starting lineup read in the locker room, participate in a ceremonial puck drop, and ride the Zamboni. The Devils also honor their care team and during the night.
- The Devils players, coaches and management inscribe cards to support those in their fight against cancer. The placards are displayed in the hallway that the players pass on their way to the ice that evening.
- Prudential Center's M&M's and Citizens towers are lit purple for the night, lavender Devils logos are used on the video board throughout the game, and the sponsor logos on the main ice dasher boards turn lavender for the night.
- Hockey Fights Cancer is a joint initiative founded in December 1998 by the National Hockey League (NHL) and the National Hockey League Players' Association (NHLPA)

to raise money and awareness for hockey's most important fight. It is support by NHL Member Clubs, NHL Alumni, the NHL Official's Association, Professional Hockey Trainers and Equipment Mangers, corporate marketing partners, broadcast partners and fans throughout North America. The goal of HFC is to raise money and awareness for national and local organizations involved in cancer care and research.

- The Devils hosted Hockey Fights Cancer Night at Prudential Center on Friday, November 25th. Devils' executives, coaches and broadcasters wore HFC lavender ties, while HFC-themed merchandise was available for sale, including ties, hats, and scarves to help increase awareness for the program.
- To date, HFC has raised more than \$15 million via the National Hockey League's United States and Canadian charitable foundations.

### Community Drives

- The New Jersey Devils host winter coat, toy, and canned food drives at home games during the regular season every year. All donated items are given to select local community partners that the Devils work with throughout the season. Devils' game night drives are successful for one reason – we receive tremendous support from our fans.
- At each of our drives, wives/girlfriends of the Devils' players are on hand to assist in the collections at each of Prudential Center's entrances. For approximately four weeks prior to the events, each drive is promoted through press releases, MSG+, Devils Radio broadcasts, as well as scoreboard and public address announcements, to raise the public's awareness of each drive as well as each organization involved.
- Last season the following was collected:
  - Coat Drive: 3,000 coats collected and distributed
  - Toy Drive: 7,100 toys collected and distributed
  - Canned Food Drive: 100,000 pounds of food totaling 75,000 meals collected and distributed

### Covenant House Sleep Out

- Devils teamed up with the Covenant House to hold first-ever Sleep Out for Homeless Youth at at MetLife Stadium with select Devils executives and employees in November.

## COMMUNITY HONOREES

### Prudential Heroes Among Us

- Prudential Center and the Devils proudly support the many heroes among us. In partnership with Prudential, the Devils highlight a hero during every home game of the season. The New Jersey Devils are proud to honor local first responders and military personnel through the Prudential Heroes Among Us program. Last season, the team honored 96 year old World War II veteran, John Beatrice, who was awarded the Asian Pacific Campaign Medal, World War II Victory medal, and the Good Conduct medal for his service.

**ALUMNI****Alumni Involvement**

- Each year, Devils' alumni makes visits throughout the community on behalf of the team. This season, former Devils Ken Daneyko, Bruce Driver, Grant Marshall, Bryce Salvador and Colin White made over 100 appearances throughout the state of New Jersey. These include trips to local businesses, schools, hospitals, youth centers, and sports banquets.

**Devils Youth Foundation Scholarship Program in Partnership with New Jersey Devils Alumni**

- The Devils Youth Foundation Scholarship Program, in collaboration with New Jersey Devils Alumni, awards ten high school seniors who each receive a \$5,000 Scholarship Award during a reception at Prudential Center. The annual Scholarship Program, award \$50,000 in total, recognizes local students for their unwavering dedication to community service, exemplary leadership, and outstanding academic achievements, all while honoring the enduring legacy of the New Jersey Devils Alumni and their longstanding commitment to supporting continuing education in the Garden State.
- The Foundation's committee of advisors consisting of Bruce Driver, Ken Daneyko, Travis Zajac, Andy Greene, Bryce Salvador, and Martin Brodeur review applications and assist the Foundation in selecting the winners. Final recipients are selected upon the following criteria: New Jersey resident/citizen of the United States, current high school senior of a New Jersey school (public or private), graduating in Spring 2024, planning to continue their education in the next school year at an accredited four-year college or university, a two-year community college, or recognized trade program, have experience in hockey and completed volunteer/community service. Applicants also provide written pieces on the impact of hockey on their life and the volunteer work they have done in their community.
- The Devils Youth Foundation Scholarship Program in partnership with New Jersey Devils Alumni will run annually, with applications opening to New Jersey high school seniors again in the Winter of 2025. Proceeds from the organization's annual Martin Brodeur MB30 Golf Invitational will go to support the scholarship program.

**NJ HOCKEY****Youth Hockey Development****Learn to Play/Try Hockey**

- Through the Devils' Grassroots Department, the organization has partnered with more than 20 local hockey rinks throughout the metropolitan area. The Devils' alumni perform one-hour on ice clinics at local rink partners. Ken Daneyko, Bruce Driver, Grant Marshall, Bryce Salvador and Colin White travel to local rinks and teach children various drills and techniques to better their hockey skills.

**Devils Youth Hockey Camps & Clinics**

- The New Jersey Devils Youth Hockey Club is committed to creating an atmosphere fostering player self-confidence, developing high self-esteem, and building strong character. All of the programs, regardless of level, are structured to provide players with the latitude for personal growth that enables each participant to reach his or her maximum potential as an individual and help to prepare him or her to succeed in life's competitive environment. The cornerstone and driving principle of this organization is the commitment to youth.

**Jersey Girls Hockey Club**

- As a legacy to the 2024 Navy Federal Credit Union NHL Stadium Series™, the New Jersey Devils, Devils Youth Foundation, and the National Hockey League (NHL®) launched the *Jersey Girls Hockey Club*, a recreational ice hockey league for girls ages 5 to 12 in New Jersey, providing a space for girls to continue playing hockey among their peers.
- The recreational hockey league is open to girls who are graduates of the Devils' Learn-to-Play program, providing a safe space for girls to continue working on their hockey skills while also providing a fun and inclusive team environment. The Jersey Girls Hockey Club played at RWJBarnabas Health Hockey House, the practice facility of the New Jersey Devils, every Saturday afternoon from March 23 to May 18, 2024 and looks to continue the following season. Funding for the Jersey Girls Hockey Club has been provided in part by the Devils Youth Foundation.

**Rink Partners**

- Through the New Jersey Devils Grassroots Department, the Devils have partnered with more than 30 local hockey rinks throughout the metropolitan area. With these partnerships, the team provides on-ice clinics, roller hockey clinics, in-arena banners, dasher board signs, mascot appearances, email blasts, Devils alumni appearances and Devils contests. The Devils also provide exposure to these rinks through email blasts, [newjerseydevils.com](http://newjerseydevils.com), and the Devils Media Guide. In addition, rinks will have concourse displays in Prudential Center during selected Devils home games.

**DIVERSITY INITIATIVES****Hockey in New Jersey**

- As part of the NHL's *Hockey is for Everyone* initiative, *Hockey in New Jersey* partners with the New Jersey Devils and is a non-profit organization committed to offering the game of hockey to New Jersey Youth, regardless of their backgrounds or abilities free of cost. Hockey in New Jersey inspires youth to develop life skills, succeed academically and create positive relationships through the sport of hockey. With locations in Englewood, Jersey City, and Newark, HNJ has over 700 current participants to date and expects over 1,000 for the 2024-25 season.

**Hockey is For Everyone**

- In support of their longstanding commitment to diversity and inclusion in hockey, the National Hockey League (NHL), the League's Member Clubs and the National Hockey League Players' Association (NHLPA) will spotlight a variety of community-related initiatives for *Hockey is for Everyone* month. There are five Hockey Is For Everyone games per season and there are custom designed jerseys created by local artists, which are auctioned off after the game.

**HIGH SCHOOL HOCKEY****Captains' Night presented by RWJBarnabas Health**

- Only a few hockey players receive the honor of a "C" on their jerseys, marking them as captains. The New Jersey Devils and Prudential Center honored the Garden State's high school captains on Saturday, October 28th to celebrate the start of the 2024-25 NJSIAA ice hockey season. Devils Alumni, Bruce Driver and Ken Daneyko teamed up with RWJBarnabas Health emphasizing the importance of leadership as the Devils honor high school hockey captains.

**Players of the Month presented by RWJBarnabas Health**

- The Devils continue to honor top student-athletes throughout the state of New Jersey with its High School *Player of the Month* program. Each month from December through February, seven high school hockey players from different conferences are selected as recipients of the award in partnership with RWJBarnabas Health. Award winners and their guests receive tickets to a Devils' game, a plaque presented by a Devils' player, and dinner, compliments of the Devils. This year will mark the 30th season that the Devils will honor high school student-athletes.

**Top 5 High School Hockey Goals of the Month presented by Jersey Sports Zone**

- The New Jersey Devils teamed up with Jersey Sports Zone to present the Top 5 High School Hockey Goals of the Month from December to March. Each month's goal scorers received tickets to a Devils game, a pre-game meet and greet with a Devils player and saw their highlights played on the in-arena scoreboard during the game.

**NJSIAA Ice Hockey State Championships presented by RWJBarnabas Health**

- For the 17th straight season, the New Jersey Devils hosted the state finals at Prudential Center in Newark as the Devils are a long time sponsor of the ice hockey championship. In conjunction with the New Jersey State Interscholastic Athletic Association (NJSIAA) and Barnabas Health, the 2024 High School Ice Hockey State Championships took place on Monday, March 4th at Prudential Center with three games - Non-Public Final, Public B Championship, and the Public A Championship. 2024 marks the 26th year that the New Jersey Devils hosted the high school championships, which have featured a number of current NHL players.

**Dr. John J McMullen Service to New Jersey Hockey Award**

- As part of the club's commitment to youth hockey in New Jersey, the Devils hosted Next Generation Weekend presented by RWJBarnabas Health in February and presented John and Kelly Dinorcia from the New Jersey Devils Youth Hockey Club with the Dr. John J. McMullen Service to New Jersey Hockey Award for their dedication to youth hockey in New Jersey.

**AC Joint:** Acromioclavicular joint, joint of the shoulder where acromion process (tip of the scapula) and the distal end of the clavicle meet; most shoulder separations occur at this point.

**Adhesion:** Abnormal adherence of collagen fibers to surrounding structures during immobilization following trauma or as a complication of surgery which restricts normal elasticity of the structures involved.

**Aerobic:** Exercise in which energy needed is supplied by oxygen inspired; required for sustained periods of hard work and vigorous exercise.

**Anaerobic:** Exercise without the use of oxygen as an energy source; short bursts of vigorous exercise.

**Anterior Cruciate Ligament (ACL):** Ligament of knee attaching the anterior tibial plateau and the posterior medial aspect of femoral condyle. It provides stability in keeping the lower leg from coming forward.

**Anterior Talofibular Ligament:** A ligament of the ankle that connects the fibula (lateral ankle bone) to the talus (dome-like bone of the foot). This is the most common ankle ligament sprain.

**Anti-Inflammatory:** Any agent which prevents inflammation (such as aspirin or ibuprofen).

**Arthroscope:** An instrument used for visualization of the interior of a joint cavity; sometimes referred to as "scope".

**Arthroscopy:** Examination of the internal structures of a joint by means of a surgical viewing apparatus (arthroscope) inserted into the joint.

**Atrophy:** To shrivel or shrink from disuse, as in muscular atrophy.

**Bone scan:** "Radionuclide Imaging," which is useful to demonstrate stress fractures not evident on routine x-rays.

**Brachial Plexus:** Network of nerves originating from the cervical vertebrae and running down into the arms.

**Bursa:** A fluid-filled sac that is located in areas where friction occurs most; its purpose is to minimize any friction in these areas (for example, between a tendon and a bone).

**Cartilage:** Smooth, slippery material covering the (articular) ends of bones allowing contact of the joint surfaces. The substance that degenerates with age or trauma and leads to arthritis.

**CAT Scan:** Use of a computer to produce a cross sectional view of the anatomical part being investigated by x-ray data.

**Cervical Vertebrae:** Group of seven vertebrae located in the neck.

**Charley Horse:** A bruise to the quadriceps resulting from a direct blow to the front of the thigh, characterized by intramuscular bleeding. No other injury should be called a charley horse.

**Chondromalacia:** A roughening of the cartilage surface. Best known for the softening of the underside of the knee cap.

**Clavicle:** Collar bone; the bone connecting the breastbone with the shoulder blade.

**Coccyx:** The "tail bone", a group of four vertebrae that are fused together to form a small triangular bone, located at the terminal end of the spine.

**Concussion:** Jarring injury of the brain resulting in dysfunction. Can be graded as mild, moderate or severe depending on loss of consciousness, amnesia and loss of equilibrium.

**Contusion:** An injury to the muscles and tissues caused by a blow from a blunt object.

**Cryotherapy:** A treatment with the use of cold.

**Deltoid Muscle:** Muscle at the top of the arm, just below the shoulder, responsible for shoulder motions to the front, side, and back.

**Disc, Intervertebral:** A flat, round-like, plate structure between each vertebrae of the spine. The disc consists of a thick fiber ring which surrounds a soft gel-like interior. It functions as a cushion and shock absorber for the spinal column.

**Dislocation:** Complete displacement of the joint surfaces.

**Electrical Galvanic Stimulation (EGS):** An electrical therapeutic modality that sends a current to the body at select voltages and frequencies in order to stimulate pain receptors, disperse edema, or neutralize muscle spasms among other functional applications.

**Epicondylitis:** Inflammation in the elbow due to overuse of either the flexor or extensor muscles attaching to the medial or lateral epicondyle of the humerus.

**Fat Percentage:** The amount of body weight that is adipose, fat tissue. Fat percentage can be calculated by underwater weighing, measuring select skinfold thickness or by analyzing electrical impedance.

**Fibula:** The smaller of the two bones in the lower leg; runs from the knee to the ankle along the outside of the lower leg.

**Fracture:** Breach in the continuity of a bone. Types of fractures include simple, compound, comminuted, greenstick, incomplete, impacted, longitudinal, oblique, stress or transverse.

**Grade One Injury:** A mild injury in which ligament, tendon, or other musculoskeletal tissue may have been stretched or confused, but not torn or otherwise disrupted.

**Grade Two Injury:** A moderate injury when musculoskeletal tissue has been partially, but not totally, torn which causes appreciable limitation in function of the injured tissue.

**Grade Three Injury:** A severe injury in which tissue has been significantly, and in some cases totally, torn or otherwise disrupted causing a virtual total loss of function.

**Groin:** Junction of the thigh and abdomen; location of muscles that rotate, flex and abduct the hip.

**Hamstring:** Muscle running from the buttocks to behind the knee. Often injured as a result of improper conditioning or lack of muscle flexibility. Responsible for flexing the knee joint.

**Hematoma:** A tumor-like mass produced by an accumulation of coagulated blood in a cavity.

**Hip Pointer:** Contusion to the iliac crest and rectus femoris muscle of the quadriceps.

**Hydrotherapy:** Treatment using water.

**Hyperextension:** Extreme extension, or straightening, of a limb or body part.

**Inflammation:** The body's natural response to injury in which the injury site might cause pain and display various degrees of swelling, heat, redness and/or loss of function.

**Internal fixation:** A surgical procedure to repair fractures that are unstable and require the use of screws, plates or internal metal rods.

**Isometric (static) Contraction:** A muscle contraction in which tension is developed but no mechanical work is done. There is no appreciable joint movement and the overall length of the muscle remains the same.

**Lateral Collateral Ligament (LCL):** Ligament of the knee attaching the lateral femoral condyle to the fibula head. It provides lateral stability to the joint.

**Ligament:** Band of fibrous tissue that connects bone to bone or bone to cartilage and supports and strengthens joints.

**Ligament Reconstruction:** Surgical procedure to recreate an irreparable ligament using a tendon or ligament graft from another site or cadaver.

**Lumbar Vertebrae:** Five vertebrae of the lower back that articulate with the sacrum to form the lumbosacral joint.

**Magnetic Resonance Imaging (MRI):** Provides highly detailed pictures of the body's interior, using highly magnetic fields. Does not require radiation and is very useful in the diagnosis of soft tissue, disc and meniscus injuries.

**Medial Collateral Ligament (MCL):** Ligament of the knee attaching the medial femoral condyle to the medial tibia. It provides medial stability to the knee.

**Meniscus:** Crescent shaped soft cartilage usually pertaining to the knee joint that acts as a shock absorber, assists in lubrication and adds joint stability.

**Metacarpals:** Five long bones of the hand, joining the fingers to the wrist.

**Metatarsals:** Five long bones of the foot, running from the ankle to the toes.

**Orthotic:** Any device applied to or around the body in the care of a physical impairment or disability, commonly used to control foot mechanics.

**Patella:** The kneecap. Functions to protect the distal end of the femur as well as increase the mechanical advantage and force generating capacities of the quadriceps muscle group.

**Patella Tendinitis:** Inflammation of the patella tendon; also known as "jumper's knee".

**Posterior Cruciate Ligament (PCL):** Ligament of the knee attaching the posterior tibial plateau to the anterior lateral aspect of the femoral condyle. It provides stability in keeping the lower leg from going backward.

**Quadriceps (Quads):** The four powerful muscles in the front of the thigh, responsible for extending the knee joint.

**Radius:** Forearm bone on the thumb side.

**Rotator Cuff:** Comprised of four muscles in the shoulder area: supraspinatus (most commonly injured), infraspinatus, teres minor and subscapularis. Often irritated by overuse.

**Sacroiliac:** Relating to the juncture of the hip bone and lower part of the spine.

**Sciatic Nerve:** Largest nerve in the body located in the back of the leg which controls most of its function.

**Spondylosis:** Abnormal vertebral fixation or immobility.

**Sprain:** A joint injury. A violent twisting, stretching, pulling or tearing of a ligament.

**Strain:** A muscle injury. The stretching, pulling or twisting of a muscle or tendon.

**Stress Fracture:** A hair-line type of break in a bone caused by overuse.

**Subluxation:** Partial dislocation of a joint. The term usually implies that the joint can return to normal position without formal reduction.

**Temporomandibular Joint (TMJ):** The articulation of the jaw and skull.

**Tendinitis:** Inflammation of the tendon and/or tendon sheath, often caused by chronic overuse and/or sudden injury.

**Tendon:** Fibrous tissue that connects muscles to bone.

**Tibia:** Larger of the two bones of the lower leg and is the weight-bearing bone of the shin.

**Transcutaneous Electrical Nerve Stimulator (TENS):** An electrical modality that sends a mild current through pads at the injury site which stimulates the brain to release the natural analgesic endorphin.

**Triceps:** Muscle of the posterior upper arm, opposite the biceps, that extends the elbow.

**Ulna:** One of two bones in the forearm; extends from point of elbow and is found on the outer (little finger) side.

**Ulna Nerve:** Nerve in the elbow commonly irritated from excessive throwing or repeated trauma.

**Ultrasound:** An electrical modality that transmits a sound wave through an applicator into the skin to the soft tissue in order to heat the local area for relaxing the injured tissue and/or dispersing an edema.

**"Wind Knocked Out":** Syndrome describing a contraction of the abdominal nerve trunk, the solar plexus, as a result of an abdominal contusion.

**ASSIST:** An assist is awarded to the player or players (maximum of two) who touched the puck prior to the goal, provided no defender plays or possesses the puck in between.

**GAME PLAYED:** A player receives credit for playing in a game if: i) he steps on the ice during time played or; ii) serves any penalty.

**GAME-WINNING GOAL:** After the final score has been determined, the goal which leaves the winning club one goal ahead of its opponent is the game-winning goal (example: if Team A beats Team B 8-3, the player scoring the fourth goal for Team A receives credit for the game-winning goal).

**GOAL:** A goal is awarded to the last player on the scoring club to touch the puck prior to the puck entering the net.

**GOALS-AGAINST AVERAGE:** Multiply goals allowed (GA) by 60 and divide by minutes played (MINS).

**GOALTENDER:** A goaltender receives a "W" for a win in regulation, overtime or shootout; an "L" for a loss in regulation; or an "OT" for a loss in overtime or shootout.

**PENALTY-KILLING PERCENTAGE:** Subtract total number of power-play goals allowed from total number of shorthanded situations to get total number of power-plays killed. Divide the total number of power-plays killed by the total number of shorthanded situations.

**PLUS-MINUS:** A player receives a "plus" if he is on the ice when his club scores an even-strength or shorthand goal. He receives a "minus" if he is on the ice for an even-strength or shorthand goal scored by the opposing club. The difference in these numbers is considered the player's plus-minus statistic.

**POWER-PLAY GOAL:** A goal scored by a club while it has a manpower advantage due to an opponent's penalty. Following are some examples of what is and is not considered a power-play goal:

- if a club has an advantage on a minor penalty starting at 2:02 of the period and it scores at 4:02, the goal is not a power-play goal.
- if a club scores on a delayed penalty, the goal is not a power-play goal.
- if a club has an advantage due to a five-minute major or match penalty, that club is always credited with having one more advantage than the number of power-play goals it scores during that advantage, because the penalty does not expire. A new advantage begins after each power-play goal. For example, if Team A scores three goals during a major penalty, it is credited with four advantages.
- if a club is on a power-play for any length of time, it is considered to have had an advantage.
- if a minor penalty is incurred by a club on a power-play due to a major penalty, a new advantage is given to that club when its minor penalty expires, provided the opponent's major penalty is still in effect.

**POWER-PLAY PERCENTAGE:** Total number of power-play goals divided by total number of power-play opportunities.

**SAVE PERCENTAGE:** Subtract goals allowed (GA) from shots against (SA) to determine saves. Then divide saves by shots-against.

**SHOOTING PERCENTAGE:** Divide the number of goals scored by the number of shots taken.

**SHORTHAND GOAL:** A goal scored by a club while it is at a manpower disadvantage. The same cases apply for shorthand as for power-play goals, but in the opposite manner.

**SHOT ON GOAL:** If a player shoots the puck with the intention of scoring and if that shot would have gone in the net had the goaltender not stopped it, the shot is recorded as a "shot on goal."

**SHUTOUT:** If two goaltenders combine for a shutout, neither receives credit for the shutout. Instead it is recorded as a club shutout.

**TENTHS OF A SECOND:** If a penalty or goal occurs in the last minute, the time is rounded off to the previous second (ex: if a penalty is called with 12.4 seconds left in a period, the time is indicated as 19:47 and not 19:48.)

**COACHES RECORD:** A coach receives a "W" for a win in regulation, overtime or shootout; an "L" for a loss in regulation; or an "OT" for a loss in overtime or shootout.


\*\* NOTE: No individual skater/goaltender statistics apply for the shootout.

## ABOUT THE NHL

The National Hockey League (NHL®), founded in 1917, consists of 31 Member Clubs and proudly welcomes its 32nd franchise, the Seattle Kraken™, for the 2021-22 season. Each team roster reflects the League's international makeup with players from more than 20 countries represented, all vying for the most cherished and historic trophy in professional sports – the Stanley Cup®. Every year, the NHL entertains more than 670 million fans in-arena and through its partners on national television and radio; more than 151 million followers - league, team and player accounts combined - across Facebook, Twitter, Instagram, Snapchat and YouTube; and more than 100 million fans online at NHL.com. The League broadcasts games in more than 160 countries and territories through its rightsholders including NBC/NBCSN and the NHL Network™ in the U.S., Sportsnet and TVA in Canada, Viaplay in the Nordic Region and CCTV and Tencent in China. The NHL reaches fans worldwide with games available online in every country including via its live and on-demand streaming service NHL.TV™. Fans are engaged across the League's digital assets on mobile devices via the free NHL® App; across nine social media platforms; on SiriusXM NHL Network Radio™; and on NHL.com, available in eight languages and featuring unprecedented access to player and team statistics as well as every regular-season and playoff game box score dating back to the League's inception, powered by SAP. The NHL is committed to building healthy and vibrant communities through the sport of hockey by increasing youth participation and engagement; fostering positive family experiences; promoting inclusion, positive culture and leadership; and supporting sustainable community impact.

**BILL SPAULDING — MSG PLAY-BY-PLAY**

On August 11, 2022, MSG Networks announced Spaulding as the Devils new play-by-play announcer. He replaced Emmy Award-winning announcer Steve Cangialosi, who stepped down earlier in 2022 after 11 seasons in the booth. Spaulding most recently served as a play-by-play broadcaster for college hockey on NBC Sports and college football on ESPN. While at NBC Sports, he also worked on four Olympic Games and two Paralympic Games, covering events such as track and field, speed skating, ski jumping and more. The versatile broadcaster has covered hockey and a wide range of other sports at the collegiate level, which has included roles at Harvard University, Boston College and Northeastern University. Throughout his career, Spaulding has provided play-by-play for various USA Track & Field events across the United States as well. Spaulding, 30, is a graduate of the S.I. Newhouse School of Communications at Syracuse University and grew up in Horseheads, New York. He was the winner of the prestigious Jim Nantz Award in 2012, which is presented to the nation's most outstanding collegiate sports broadcaster by the Sportscasters Talent Agency of America (STAA).

**KEN DANAYKO — MSG COLOR COMMENTATOR**

Is in his eighth season as the color commentator for Devils' television broadcasts on MSG Networks...From 2006-2014, served as a hockey analyst for the New Jersey Devils on MSG Plus and on MSG's comprehensive weekly show *Hockey Night Live*...Has served in various roles for NHL Network including as an analyst on *NHL Tonight* and *NHL Live*...Spent all of his 20 NHL seasons as a defenseman with New Jersey from 1983-84 through 2002-03...Was drafted by the Devils in 1982, in the team's first-ever draft (1st round, 18th overall)...Is the club's all-time leader in games played in a career (1,458), the regular season (1,283), single-season (84), as well as tops in penalty minutes in the regular-season (2,519) and playoffs (296)...At the time of his retirement, also led the club in playoff appearances (175) and consecutive regular-season games-played (388), both since surpassed...Closed out his career with 36 goals, 142 assists for 178 points in the regular-season; added five goals and 17 assists for 22 points with 296 penalty minutes in the playoffs...One of five Devils (M. Brodeur, S. Brylin, S. Niedermayer & S. Stevens) to win three Stanley Cups during his time with New Jersey — 1995, 2000 and 2003...Sweater no. 3 was retired by the organization on March 24, 2006 — the second Devil to receive that honor (Stevens, no. 4)...Recipient of the National Hockey League's 2000 Bill Masterton Trophy for perseverance, sportsmanship, and dedication to hockey as selected by the Professional Hockey Writers Association...Won the club's *Unsung Hero* Award in 1986 and the *Good Guy* Award in 1989...In 2009, participated in the inaugural season of the Canadian Broadcasting Corporation's reality show *Battle of the Blades*...A member of the Devils' Alumni Association since 2003; participates in on-ice clinics, *Read Across America*, hospital visits, alumni charity ice hockey games, *School Assembly Program*, corporate events and the *Street Devils™* street hockey program...An ardent supporter of many New Jersey area charities, making appearances, posing for photo shoots and participating in golf outings and fundraising events...Spent parts of two seasons with New Jersey's AHL affiliate in Maine...Played junior hockey in the WHL with Great Falls, Spokane, Seattle and Kamloops...Born April 17, 1964 in Edmonton, Alta...Married, wife's name is Margaret...Ken has two grown children, daughter Taylor Lyn and son, Shane.

**DEVILS' TELEVISION INFORMATION**

For the 37th consecutive season, MSG Networks provides local television coverage of most New Jersey Devils games. The team's local broadcast schedule includes games over MSG Plus, MSGSN and MSG. Both home and road broadcasts include half-hour pre- and post-game shows devoted exclusively to the team. During home games, fans can see *Devils Game Night* and the *Devils Postgame Show* anchored from Prudential Center's restaurant, located on Suite Level 1. MSG Networks will continue to broadcast the team's games through the 2023-24 season.




## MATT LOUGHLIN — DEVILS HOCKEY NETWORK DIGITAL/RADIO DIGITAL RADIO PLAY-BY-PLAY



Entering his 19th season as the radio play-by-play voice of the New Jersey Devils for radio and the club's digital network; named to post August 1, 2006...Was named the National Sportscasters and Sportswriters Association's 2014 New Jersey Sportscaster of the Year...Previously served as a pre-and post-game host for FOX Sports Net New York's Devils' television coverage (1997-2006)...Has also served as the television play-by-play announcer for selected Devils' games...Hosts podcasts and contributes content to [newjerseydevils.com](http://newjerseydevils.com) and [nhl.com](http://nhl.com); serves a team ambassador for sales and corporate events...Participated in VERSUS' coverage of 2011 IIHF Ice Hockey World Championships...Pre- and post-game host for New York Mets games, as well as play-by-play announcer for selected games over both MSG Network and FSN NY (1996-2005)...Was part of the production team that won a New York Emmy Award for *Outstanding Sports Programming for Mets on Deck* during the 1998-99 season...

Co-hosted re-launch of *Kiner's Korner* on FSN NY (1999)...Served as anchor and host for NBA TV on numerous flagship programs, including *NBA TV Daily* and *The Insiders* (2006-08)...Covered the NBA Draft and WNBA All-Star Game festivities prior to the network's move to Atlanta...Began his SportsChannel New York/FSN career in 1989 as announcer/reporter for Hofstra University's football and lacrosse telecasts...Hosted the New Jersey Nets pre- and post-game shows, as well as a limited number of NY Islanders games...Trackside reporter for *Summer Racing* at Yonkers Raceway (1993-95)...Play-by-play announcer for the New Jersey Rockin' Rollers professional roller hockey league team and New Jersey Red Dogs of the Arena Football League...Worked as sports anchor at 1010 WINS-AM Radio...Began his broadcasting career as a news reporter at WCTC-AM in New Brunswick, NJ...Was sports director at Suburban Cablevision in New Jersey...The network received six national CableACE Awards, including three for Overall Sports Coverage, during his 12 years as sports director...Participates in Devils' community outreach events including *Read Across America* and *School Assembly Program* serves as emcee for various Devils' fan and corporate events...Graduate of Seton Hall University, with a B.S. degree in marketing...Matt and his wife, Maggie, reside in Westfield, NJ, and are the proud parents of three sons: Matthew, Conor and Liam... Became a Grandfather of Finn over the summer of 2022.



## GLENN "CHICO" RESCH — DEVILS HOCKEY NETWORK DIGITAL/RADIO COLOR/ TEAM AMBASSADOR

Named as team's radio/digital color commentator and Team Ambassador, October 5, 2017; lends his time to team, corporate and community events, helping the club's outreach...Previously connected to the organization when he spent 17 seasons as the color commentator for all Devils' television broadcasts on MSG Networks; retired from the broadcast booth on April 13, 2014 to return home to Minnesota...Honored during *Chico Resch Night*, October 24, 2015...veteran of 14 NHL seasons, "Chico" appeared in 571 games for NY Islanders, Colorado Rockies, Devils and Philadelphia from 1973-74 to 1986-87...Compiled 231 wins, 224 losses, 82 ties, 26 shutouts and a 3.27 goals-against average in his NHL career...Was a member of NY Islanders 1979-80 Stanley Cup Championship team...Made franchise shift from Colorado to

New Jersey in 1982-83 season, immediately became a Meadowlands' favorite...Spent four seasons (1992-93 to 1995-96) with the Ottawa Senators organization as goaltending coach and scout, including time spent behind the bench in 1995-96...Other post-playing experience includes time spent as goaltending coach with the Flyers (1987-88), television analyst (1988-90) and goaltending coach and scout with the Minnesota North Stars (1990-91) and general manager/coach of the WHL's Tri-City Americans (1991-92)...Co-authored *Tales From the Devils Ice*, 2007...Has traveled to the Czech Republic and Slovakia during the summers to teach goaltending to youth groups; also hosts local camps involving Devils' players and alumni...Is involved with Hockey Ministries International where he hosts Christian Hockey Camps...Turned 70 years old this past July, a native of Moose Jaw, Sask...Married, wife's name is Diane...The Resch's have one daughter, Holly...Resides in Brainerd and Emily, MN during the off-season.





**September 2021**

- 15-Oct. 15 NHL Celebrates Hispanic Heritage Month
- 21 NHL Board of Governors Meeting (virtual)
- 22 Training camps open
- 25-Oct. 9 NHL Preseason Games

**October 2021**

- 3 **Kraft Hockeyville™ USA 2020**: Arizona Coyotes vs. Dallas Stars (El Paso County Events Center, El Paso, Tex.)
- 11 Deadline for teams to submit opening-day rosters (5 p.m. ET)
- 12 Opening night of 2021-22 NHL regular season (2 games)
- 12 **Tampa Bay Lightning** raise Stanley Cup banner (vs. Pittsburgh Penguins)
- 12 NHL's 32nd franchise, the Seattle Kraken play first regular season game (vs. Vegas Golden Knights at T-Mobile Arena)
- 12 **ESPN / ESPN+** Inaugural Broadcast: Pittsburgh Penguins at Tampa Bay Lightning & Seattle Kraken at Vegas Golden Knights
- 13 **NHL on TNT** Inaugural Broadcast: New York Rangers at Washington Capitals & Chicago Blackhawks at Colorado Avalanche
- 23 Seattle Kraken play first home game at Climate Pledge Arena (vs. Vancouver Canucks)

**November 2021**

- 1-30 **Hockey Fights Cancer Awareness Month**
- 12-15 Hockey Hall of Fame Induction Weekend (Toronto, Ont.) - Class of 2020 Inductees: **Jarome Iginla, Marian Hossa, Kevin Lowe, Doug Wilson, Kim St. Pierre** (Player category); **Ken Holland** (Builder category)
- 12 Hockey Hall of Fame Game: Calgary Flames at Toronto Maple Leafs
- 20 New York Islanders play inaugural game at UBS Arena (vs. Calgary Flames)
- 26 2021 **NHL Thanksgiving Showdown™**: St. Louis Blues at Chicago Blackhawks
- 26 NHL Founders Day (1917)

**December 2021**

- TBA U.S. Hockey Hall of Fame Induction (Inductees: Stan Fischler, Paul Holmgren, Peter McNab) and Celebration of Lester Patrick (Denver, Colo.)
- 7 Rematch of 2021 NHL Stanley Cup Final: Tampa Bay Lightning vs. Montreal Canadiens at Bell Centre
- 9-10 NHL Board of Governors Meeting (Manalapan, Fla.)
- 20-27 Holiday roster freeze in effect: For all players on an NHL active roster, injured reserve, or with non-roster and injured non-roster status as of 11:59 p.m. (local time) Dec. 19, a roster freeze shall apply through 12:01 a.m. (local time) Dec. 28, with respect to waivers, trades and loans, subject to the exceptions provided for in CBA Article 16.5 (d).
- 24-26 Holiday break (no scheduled practices – dressing rooms closed)
- 26-Jan. 6 2022 IIHF Men's World Junior Championship (Edmonton/Red Deer, Alta.)

**January 2022**

- 1 2022 **Discover NHL Winter Classic®**: St. Louis Blues at Minnesota Wild (Home of MLB's Minnesota Twins, Target Field, Minneapolis, Minn.)
- 8-15 IIHF Women's Under-18 World Championship (Linköping/Mjölby, Swe.)
- Week of 13th NHL Central Scouting Mid-Season Rankings release
- 18 Boston Bruins retire **Willie O'Ree's** No. 22 (TD Garden, Boston, Mass.)
- 17 USA Hockey's annual All-American Prospects Game (USA Hockey Arena, Plymouth, Mich.)
- 29 **Scotiabank Hockey Day in Canada** (Host city: Owen Sound, Ont.)

**February 2022**

- 1-28 NHL Celebrates Black History Month
- 3-6 NHL All-Star Break (no games played)
- 3-5 No scheduled practices – dressing rooms closed
- 4 NHL Alumni Awards Luncheon hosted by Scotiabank – Honorees: TBA (Las Vegas, Nev.)
- 4 2022 NHL All-Star Skills™ (T-Mobile Arena, Las Vegas, Nev.)
- 5 2022 Honda NHL All-Star Game (Home of the Vegas Golden Knights, T-Mobile Arena, Las Vegas, Nev.)
- 7-22 NHL season paused: 2022 Beijing Winter Olympics
- 23 NHL regular season resumes
- 26 2022 Navy Federal Credit Union NHL Stadium Series™: Tampa Bay Lightning at Nashville Predators (Home of the NFL's Tennessee Titans, Nissan Stadium, in Nashville, Tenn.)
- 28-Mar. 6 **Hockey Week Across America** (USA Hockey)

**March 2022**

- 1-31 NHL Celebrates Gender Equality Month
- 13 2022 Tim Hortons NHL Heritage Classic™: Toronto Maple Leafs vs. Buffalo Sabres (Tim Hortons Field, Hamilton, Ont.)
- TBA 2022 NHL Trade Deadline (3 p.m. ET)

**April 2022**

- 1-30 NHL Celebrates Earth Month
- 7-9 NCAA Frozen Four (TD Garden, Boston, Mass.)
- Week of 18th NHL Central Scouting Final Rankings release
- 21-May 1 IIHF Men's Under-18 World Championship (Germany)
- 29 Last day of 2021-22 regular season (15 games)

**May 2022**

- 1-31 NHL Celebrates Asian & Pacific Islander Heritage Month
- 13-29 IIHF Men's World Championship (Tampere/Helsinki, Finland)
- 29-June 4 2022 NHL Scouting Combine (LECOM Harborcenter, Buffalo, N.Y.)
- TBA 2022 NHL Draft Lottery

**June 2022**

- NHL Celebrates Pride Month
- 2-12 2022 CHL Memorial Cup (Saint John, NB)

**July 2022**

- 7-8 2022 NHL Draft™ (Bell Centre, Montreal, Que.)

**August 2022**

- TBA IIHF Women's World Championship (Denmark)

## **ANAHEIM DUCKS**

Honda Center  
2695 E. Katella Ave.  
Anaheim, CA 92806  
(714) 940-2900  
PR: Alex Gilchrist, Steve Hoem

## **BOSTON BRUINS**

TD Garden  
100 Legends Way  
Boston, MA 02114  
(617) 624-2327  
PR: Matthew Chumura, Heidi Holland

## **BUFFALO SABRES**

KeyBank Center  
One Seymour H. Knox III Plaza  
Buffalo, NY 14203  
(716) 855-4100  
PR: Chris Bandura, Ian Ott

## **CALGARY FLAMES**

Scotiabank Saddledome  
555 Saddledome Rise S.E.  
Calgary, Alta. T2P 3B9  
(403) 777-4636  
PR: Peter Hanlon, Sean Kelso

## **CAROLINA HURRICANES**

PNC Arena  
1400 Edwards Mill Rd.  
Raleigh, NC 27607  
(919) 467-7825  
PR: Mike Sundheim, Pace Sagester

## **CHICAGO BLACKHAWKS**

United Center  
1901 West Madison St.  
Chicago, IL 60612  
(312) 455-7000  
PR: Adam Rogowin, John Steinmiller

## **COLORADO AVALANCHE**

Pepsi Center  
1000 Chopper Circle  
Denver, CO 80204  
(303) 405-1100  
PR: Jean Martineau,  
Brendan McNicholas

## **COLUMBUS BLUE JACKETS**

Nationwide Arena  
200 West Nationwide Blvd.  
Columbus, OH 43215  
(614) 246-4625  
PR: Todd Sharrock, Karen Davis

## **DALLAS STARS**

American Airlines Center  
2601 Avenue of the Stars  
Frisco, TX 75034  
(214) 387-5500  
PR: Tom Holy, Ben Fromstein,  
Joe Calvillo

## **DETROIT RED WINGS**

Little Caesars Arena  
2645 Woodward Ave.  
Detroit, MI 48226  
(313) 394-7000  
PR: Todd Beam, Kyle Kujawa

## **EDMONTON OILERS**

Rogers Place  
104 Northwest Ave.  
Edmonton, Alta. T5J 4Y8  
780-414-5483  
PR: J.J. Hebert, Shawn May

## **FLORIDA PANTHERS**

BB&T Center  
One Panther Pkwy.  
Sunrise, FL 33323  
(954) 835-7000  
PR: Adelyn Biedenbach

## **LOS ANGELES KINGS**

STAPLES Center  
555 North Nash St.  
El Segundo, CA 90245  
(310) 535-4500  
PR: Michael Altieri, Jeff Moeller

## **MINNESOTA WILD**

Xcel Energy Center  
317 Washington St.  
St. Paul, MN 55102  
(651) 602-6000  
PR: Aaron Sicksman

## **MONTREAL CANADIENS**

Bell Centre  
1909 Avenue des  
Canadiens-de-Montréal  
Montreal, Que. H3B 5E8  
(514) 932-2582  
PR: Donald Beauchamp,  
Dominick Sallant

## **NASHVILLE PREDATORS**

Bridgestone Arena  
501 Broadway  
Nashville, TN 37203  
(615) 770-2300  
PR: Kevin Wilson, Nick Barnowski

## **NEW YORK ISLANDERS**

Barclays Center  
620 Atlantic Ave.  
Brooklyn, NY 11217  
(917) 618-6100  
PR: Kimber Auerbach,  
Jesse Eisenberg

## **NEW YORK RANGERS**

Madison Square Garden  
Two Pennsylvania Plaza, 26th Fl.  
New York, NY 10121  
(212) 465-6486  
PR: John Rosasco, Ryan Nissan

## **OTTAWA SENATORS**

Canadian Tire Centre  
1000 Palladium Dr.  
Ottawa, Ont. K2V 1A5  
(613) 599-0250  
PR: Brian Morris, Chris Moore

## **PHILADELPHIA FLYERS**

Wells Fargo Center  
3601 South Broad St.  
Philadelphia, PA 19148  
(215) 465-4500  
PR: Zack Hill, Joe Siville

## **PITTSBURGH PENGUINS**

PPG Paints Arena  
1001 Fifth Ave.  
Pittsburgh, PA 15219  
(412) 642-1300  
PR: Tom McMillan,  
Jennifer Bullano Ridgley

## **SAN JOSE SHARKS**

SAP Center at San Jose  
525 West Santa Clara St.  
San Jose, CA 95113  
(408) 287-7070  
PR: Scott Emmert

## **SEATTLE KRAKEN**

Climate Pledge Arena  
334 1st Ave N  
Seattle, WA, 98109  
(206) 752-7600  
Pr: Ben Guerrero

## **ST. LOUIS BLUES**

Scottrade Center  
1401 Clark Ave. at Brett Hull Way  
St. Louis, MO 63103  
(314) 622-2500  
PR: Mike Caruso, Rich Jankowski

## **TAMPA BAY LIGHTNING**

Amalie Arena  
401 Channelside Dr.  
Tampa, FL 33602  
(813) 301-6500  
PR: Brian Breseman

## **TORONTO MAPLE LEAFS**

Air Canada Centre  
50 Bay St., Suite 500  
Toronto, Ont. M5J 2L2  
(416) 815-5700  
PR: Steve Keogh, Scott McNaughton

## **UTAH HOCKEY CLUB**

Delta Center  
301 W South Temple  
Salt Lake City, UT 84101  
(801) 325-2000  
PR: Jeffrey Sanders

## **VANCOUVER CANUCKS**

Rogers Arena  
800 Griffiths Way  
Vancouver, B.C. V6B 6G1  
(604) 899-4600  
PR: Chris Brumwell, Ben Brown

## **VEGAS GOLDEN KNIGHTS**

T-Mobile Arena  
3780 S Las Vegas Blvd.  
Las Vegas, NV 89158  
(702) 692-1600  
PR: Eric Tosi, Sage Sammons

## **WASHINGTON CAPITALS**

Capital One Arena  
601 F St. NW  
Washington, DC 20004  
(202) 266-2200  
PR: Sergey Kocharov, Tommy Chalk

## **WINNIPEG JETS**

Bell MTS Place  
345 Graham Ave.  
Winnipeg, Man. R3C 5S6  
(204) 987-7825  
PR: Scott Brown, Greger Buer

## **NEW YORK OFFICE**

1 Manhattan West, 395 Ninth Ave.  
New York, NY 10001  
Phone: (212) 789-2000  
Fax: (212) 789-2020/70


## **TORONTO OFFICE**

50 Bay Street, 11th Floor  
Toronto, Ont. M5J 2X8  
Phone: (416) 359-7900  
Fax: (416) 981-2769

## **MONTREAL OFFICE**

1800 McGill College Ave.  
Suite 2600  
Montreal, Que. H3A 3J6  
Phone: (514) 841-9220  
Fax: (514) 841-1070

Directory indicates club's mailing address, which may be separate from home arena.



# NEW JERSEY DEVILS AND INVESTORS BANK, WE'RE BOTH EXPERTS AT CHECKING.

Get the only checking account made for Devils fans that gives you perks like free ID theft and cell phone protection,\* along with exclusive access to Devils events, experiences and more.

[investorsbank.com/devils](http://investorsbank.com/devils)



investorsBank®  
Member FDIC



Official Bank of the New Jersey Devils

\*Registration required; Refer to Guide to Benefits for complete details of coverage.



**Committed to Newark for more than 140 years,  
we continue to see the promise of prosperity.**



**Prudential**

**In 1875, Prudential founder John Dryden chose Newark** as the home for an idea that would change America forever: life insurance for everyday families.

**Today, we're doing more than ever to champion the aspirations** of Newark families. Through partnerships across the city, we're creating avenues for new ideas and technologies to emerge. For businesses, nonprofit organizations and educational institutions to thrive. And to help individuals achieve the promise of prosperity for generations to come.

**We began with a sense of purpose that lives on today** in our commitment to Newark and communities around the world.

**Prudential is a proud partner of the New Jersey Devils.**

***Visit [prudential.com/newark](https://www.prudential.com/newark)***

© 2022 Prudential, the Prudential logo and the Rock symbol are service marks of Prudential Financial, Inc. and its related entities, registered in many jurisdictions worldwide.

1044139-00001-00