



2023-24 NEW JERSEY DEVILS
MEDIA GUIDE

The Devils are back!

NOW WHAT?



Who's
Your
Rock?

Here's what.

It's time to score goals and get W's.

Tap into the rock-solid expertise of Prudential for an assist in reaching your financial goals, whatever they may be.

Learn more at [Prudential.com](https://www.Prudential.com)

1073831-00001-00



Prudential

Plan / Invest / Insure / Retire



2023-24 MEDIA GUIDE

TABLE OF CONTENTS

THE FRONT OFFICE

Organizational Directory	3
Managing Partners	4-5
Management	7-10
Coaching Staff	11-21
Development Staff	22-24
Scouting Staff	26-27
Training/Equipment Staff	28-30
Organizational Staff	32-33
Communications Department	34

THE DEVILS

Player Biographies	39-87
In the System	88-95
Utica Comets Stats	96-97
Draft History	99-101
How the Devils Were Built	102
Roster	103

2022-23 REVIEW

Final NHL/Devils' Statistics	106-107
Eastern Conference Day-by-Day	108-111
Game-by-Game	112-113
At Home/Away	114-115
Statistical Breakdown	116-118
Injuries	119
Back-to-back	120
Transactions	121
Shootouts	122
The Last Time In The Regular Season	123
2022-23 Season Highs & Lows	124
Devils Record Team-By-Team	125

DEVILS VS. OPPONENTS

2022-23/All-Time Results/Statistics	127-189
---	---------

TEAM HISTORY & RECORDS

Season Records	191-199
All-Time Leader Board	192-194
Season Leaders	195
Executive Personnel	196
Coaching Records	197
Season/Coaching Records 1974-82	198
Extra Attacker	199-200
Dates in History	202-205
Alumni	206-225
All-Time Transactions	228-231
By Number	232
Retired Numbers	233-235
Award Winners	236-237
1982-83 to 2021-22 Statistics/Results	238-274
All-Star Game	276-277
Overtime/Shootout History	278-281
Specialty Teams/Pen. Shots	282-289
Hat Tricks	290-291
All-Time Goaltending	292-293
Shutouts	294-295
Team/Individual Regular-Season Records	296-306

PLAYOFFS

Final NHL Statistics	307
2023 Stanley Cup Playoffs	308
All-Time Playoff Statistics	310-311
All-Time Playoff Results	312-320
Playoffs/OT, ShO, Hat Tricks & PS	322-323
Team/Individual Playoff Records	324-335
Devils' Playoff Record Scenarios	335

MISCELLANEOUS

2023-24 Schedule	2
Prudential Center	36-37
Season-Opening/Closing Records	107
Multiple-Point Games	122
Penalty Breakdown	123
Babes & Seniors	129
Jersey Devils Name & Legend	289
Directions to Prudential Center	321
While at Prudential Center	331
In the Community	338-341
Medical Glossary	342-343
How to Figure	344-345
Broadcasters	346-347
Critical Dates	349
NHL PR Directory	350

Editors: Kyle McKenna

Assistant Editors: Pete Albietz

Nick Blackman

Caela McLoughlin

Bill Hanousek

Lucas Podvey


Photographer: Rich Graessle, Getty Images

Andrew Maclean, New Jersey Devils

Layout/Typesetting: Eric Schwartz

Mark Lithography/Kay Printing

Clifton, NJ



NEW JERSEY DEVILS SCHEDULE

OCTOBER	SUN	MON	TUE	WED	THU	FRI	SAT
1	2	3	4	5	6	7	
8	9	10	11	12 7:00	13 7:00	14	
15	16 7:00	17	18	19	20 7:00	21	
22	23	24 7:15	25 7:30	26	27 7:00	28	
29 5:00	30	31					

NOVEMBER	SUN	MON	TUE	WED	THU	FRI	SAT
			1	2	3 MIN	4 STL 8:00	
5 7:00	6 COL	7 10:00	8	9	10 WSH	11	
12	13	14 8:00	15	16 7:00	17	18 7:00	
19	20	21 WPG	22 7:00	23 PIT	24 3:00	25 7:00	
26	27	28 7:00	29 NYI	30 PHI			

DECEMBER	SUN	MON	TUE	WED	THU	FRI	SAT
						1 7:00	2
3	4	5 VAN	6 10:30	7 SEA	8	9 4:00	
10 EDM	11	12	13 7:00	14	15	16 7:00	
17 7:00	18	19 PHI	20	21 7:00	22	23 7:00	
24	25	26	27 7:00	28	29 7:00	30 7:00	
31							

JANUARY	SUN	MON	TUE	WED	THU	FRI	SAT
	1	2	3 WSH	4	5 CHI 7:00	6 VAN 7:00	
7	8	9	10	11 TBL	12	13 6:00	
14	15 BOS	16	17 7:00	18	19 7:00	20 7:00	
21	22 VEG	23	24	25 CAR	26	27 7:00	
28	29	30	31				


FEBRUARY	SUN	MON	TUE	WED	THU	FRI	SAT
				1	2	3	
4	5	6 COL	7 7:30	8 CGY	9	10 CAR	
11	12 7:00	13 8:00	14	15 LAK	16	17 PHI 8:00	
18	19	20 WSH	21 7:00	22 7:00	23	24 7:00	
25 1:00	26	27 SIS	28	29			

MARCH	SUN	MON	TUE	WED	THU	FRI	SAT
						1 ANA 10:00	2
3 LAK	4	5 FLA	6	7 7:00	8	9 CAR	
10	11 NYR	12	13	14 DAL	15	16 ARI	
17 2:30	18	19 7:00	20	21 7:00	22	23 7:00	
24 NYI	25	26 TOR	27	28	29 BUF	30	

APRIL	SUN	MON	TUE	WED	THU	FRI	SAT
	1	2 PIT 7:00	3 NYR 7:00	4	5	6 OTT	
7 NSH	8	9 TOR	10	11 7:00	12	13 PHI	
14	15 NYI	16	17	18	19	20	
21	22	23	24	25	26	27	
28	29	30					

■ HOME ■ AWAY

All times are Eastern.

Most games televised over 

Games broadcast over Devils Radio Network

Oct. 12; Dec. 21, Jan. 25; Feb. 6; 3/26 broadcast over ESPN+/Hulu

10/25; 3/3; 3/17; 4/3 broadcast over TNT

12/13; 1/3; 2/25 blacked out on TNT in NJ; available on MSG Networks

12/7 & 3/7 broadcast over ESPN

2/17 broadcast over ABC, ESPN+

Schedule subject to change.

Check your local listings.

For information on Devils' ticket plans, please call 1-800-NJ-DEVIL.

For individual game tickets contact Devils Black & Red Ticket Membership, presented by Citizens Bank.

1-800-745-3000

newjerseydevils.com • prucenter.com • ticketmaster.com

NEW JERSEY DEVILS

Managing Partner/Vice Chairman/Alternate Governor	David Blitzer
Co-Managing Partner/Chairman/Governor	Josh Harris
Chief Executive Officer, HBSE/Alternate Governor	Thaddeus "Tad" Brown
Executive Vice President/General Manager	Tom Fitzgerald
Executive Vice President, Advisor, Hockey Operations	Martin Brodeur
Senior Vice President/Assistant General Manager	Dan MacKinnon
Assistant General Manager	Kate Madigan
President, New Jersey Devils	Jake Reynolds

COACHING & DEVELOPMENT

Head Coach
Lindy Ruff
 Assistant Coaches
Travis Green
Ryan McGill
Chris Taylor
Sergei Brylin
 Goaltending Coach
Dave Rogalski
 Director, Goaltending Development
Scott Clemmensen
 Development Coaches
Eric Weinrich
Mark Voakes
 European Development Coach
Esa Pirnes
 Skills Development Coordinator
Ryan Murphy

SCOUTING

Head of U.S. Scouting
Scott Lachance
 Chief Scout, Amateur Scouting
Mark Dennehy
 Vice President, Amateur Scouting
Paul Castron
 Manager, Amateur Scouting Operations
Dakota Keene
 Head of CHL Scouting
Greg Royce
 Amateur Scouting Staff
Glen Dirk, Joe Ferras, Steve Smith
 Amateur Scouting Staff- Europe
Misha Manchik, Tomi Sinisalo, Václav Slansky, Jr.
 Head of European Scouting
Niklas Evertsson
 Head Pro Scout
Al Santilli
 Manager, Pro Scouting Operations/Pro Scout
Ryan Breen
 Pro Scouting Staff
Peter Horachek, Andre Savard, Brian Strait, Nick Vitucci

ATHLETE CARE STAFF

Senior Vice President, Player Development and Performance
Dr. Angus Mugford
 Vice President, Athlete Care
Chris Stackpole, PT, DPT, SCS, ATC, CSCS
 Head Athletic Trainer
Scott Stanhbel, MED, ATC
 Head Physical Therapist/Asst. Athletic Trainer
Michael Coyne, PT, DPT, ATC, CSCS
 Physical Therapist/Asst. Athletic Trainer
Katie Davis
 Strength and Conditioning Coach
Joe Lorincz, M. ED.
 Sports Scientist and Performance Coach
Steve Nightingale
 Head Massage Therapist
Brian Smith
 Chief Medical Officer
Dr. Jonathan L. Glashow
 Team Medical Director/Internist
Dr. Michael Farber
 Team Orthopedic Surgeon
Dr. Guillem Gonzalez-Lomas
 Sport Dietician
Amy Marteney

EQUIPMENT STAFF

Head Equipment Manager
Chris Scoppetto
 Assistant Equipment Managers
Andrew Schmidt, Nathan Belliveau
Brent Overkamp

HOCKEY ANALYTICS

Vice President, Hockey Analytics
Tyler Dellow
 Director, Hockey Analytics
Matt Cane
 Data Scientist
Jared Lunsford
 Software Developer
Jon Fung
 Software Developer
Craig Lewis
 Data Engineer
Austin Wallace

UTICA COMETS HOCKEY PERSONNEL

Head Coach, Utica
Kevin Dineen
 Assistant Coaches, Utica
Ryan Parent
David Cunniff
 Goaltending Coach, Utica
Brian Eklund
 Video Coach
Josh Gagnon
 Head Athletic Trainer, Utica
Matt Salmen
 Assistant Athletic Trainer/
 Physical Therapist, Utica
Molly Harkins
 Head Strength & Conditioning Coach/
 Sport Scientist, Utica
Matias Sarvela
 Equipment Manager, Utica
Damion Parmalee
 Assistant Equipment Manager, Utica
Bobby Giuliano
 TV/Radio Broadcaster,
 Director of Communications
Jason Shaya

EXECUTIVE VICE PRESIDENT/ GENERAL MANAGER'S OFFICE

Director of Hockey Administration
Marie Carnevale
 Director of Hockey Finance
Kristin Farina
 Director, Hockey Operations/
 Assistant General Manager, Utica Comets
Scott Litwack
 Director, Team Management/
 Executive Assistant to the EVP/GM
Christine Garcia
 Facilitator, Hockey Information and Operations
James Lipscomb

COMMUNICATIONS & TEAM OPERATIONS

Senior Vice President,
 Communications/Team Operations
 New Jersey Devils & Prudential Center
Pete Albietz
 Senior Manager, Team Operations &
 Hockey Communications
Nick Blackman
 Manager, Player, Family & Alumni Initiatives
Caela McLoughlin
 Statistician, Hockey Information and Publications
Kyle McKenna
 Manager, Entertainment Communications/
 Prudential Center
Bill Hanousek
 Corporate Communications Manager
Megan Ley

TELEVISION/DIGITAL & RADIO

Television Outlet
MSG Sportsnet (MSGSN)
 Television Broadcasters
Bill Spaulding, Play-by-Play
Ken Daneyko, Color
 Studio Host
Erika Wachter
 Analyst
Bryce Salvador
 Digital Radio Outlet
Devils Hockey Network
 Digital Radio Broadcasters
Matt Loughlin, Play-by-Play
Glenn "Chico" Resch, Color

Seating Capacity
16,514
 Dimensions of Rink
200 feet x 85 feet
 Club Colors
Red, Black & White
 Practice Rink
**RWJBarnabas Health Hockey House
 at Prudential Center**

PRUDENTIAL CENTER

25 Lafayette Street
 Newark, NJ 07102
 Phone: (973) 757-6100 • Fax: (973) 757-6399
newjerseydevils.com
[facebook.com/njdevils](https://www.facebook.com/njdevils)
twitter.com/njdevilspr
[prucenter.com](https://www.prucenter.com)

DAVID BLITZER — MANAGING PARTNER

David S. Blitzer is the Co-Founder and Co-Managing Partner of Harris Blitzer Sports & Entertainment (HBSE), which includes in its portfolio the New Jersey Devils (National Hockey League), top-5 world ranked venue Prudential Center in Newark, NJ, the Philadelphia 76ers (National Basketball Association), and the Penn Medicine 76ers Training Complex in Camden, NJ. He was recently named to the NHL's Executive Committee, which is led by NHL Commissioner Gary Bettman and handles the review of League business including vetting new ownership applications, collective bargaining, league expansion, and more.

Under HBSE's umbrella, properties have grown to include Wollman Rink in New York City, an investment in five-time NASCAR Cup Series champion Joe Gibbs Racing, the Delaware Blue Coats (NBA G League), the Utica Comets (American Hockey League), the Dignitas e-sports franchise, White Eagle Hall in Jersey City, NJ, the Sixers Innovation Lab and HBSEv, a venture fund.

Additionally, David is a member of the Josh Harris-led group that purchased the Washington Commanders in July 2023. On June 27, 2022, he purchased a minority stake in the Cleveland Guardians (Major League Baseball). Blitzer is the controlling manager of Real Salt Lake (Major League Soccer) and owns stakes in Crystal Palace of the Premier League and FC Augsburg of the Bundesliga amongst other international soccer properties. He became the first person to hold team equity in the five major sports leagues of North America: the NBA, NHL, NFL, MLS, and MLB.

David is the Global Head of Blackstone's Tactical Opportunities group (Tac Opps), and a member of the firm's Management and Operating Committees. He also leads the Tac Opps Investment Committee. Tac Opps is Blackstone's opportunistic investment business which invests globally across asset classes and industries to generate attractive risk-adjusted returns in any market environment. Prior to launching Tac Opps, Blitzer had been involved in the execution of Blackstone investments across a variety of asset classes, including establishing and leading Blackstone's European private equity business. He joined the firm in 1991.

David and his wife Allison reside in New York City with their five children. Through their involvement with the Devils Youth Foundation and the Sixers Youth Foundation, they invest in organizations that positively impact community and youth development through education, athletics, exposure to music and the arts, fighting food insecurity, health, and wellness. They also established the Blitzer Family Foundation which further supports those foundation goals and other philanthropic organizations.

David graduated magna cum laude from the Wharton School of the University of Pennsylvania. He currently serves on the Boards of Dream, a youth development organizing servicing more than 2,200 inner city children, the Riverdale Country School, the Advisory Board of the Mount Sinai Surgical Department, the Board of Overseers at the Wharton School, the Board of Trustees at University of Pennsylvania, and the U.S. Olympic and Paralympic Foundation.



JOSH HARRIS — CO-MANAGING PARTNER/GOVERNOR



Josh Harris is the Managing Partner of the New Jersey Devils. He is the Co-Founder of Harris Blitzzer Sports & Entertainment (HBSE), which acquired the team in 2013. In addition to managing the team, Harris and HBSE also operate Prudential Center, the Devils' home arena, turning it into one of the world's top-5 venues through strategic investments in technology and services designed to amplify the fan experience.

When Josh and his partners purchased the team in 2013, he made a commitment not only to get the three-time Stanley Cup Champions back on track, but to also invest significantly in Newark and surrounding communities.

These efforts include contributions to and partnerships with local hospitals, schools and food distribution centers in the area with focused support through the Devils Youth Foundation. Josh also serves as Managing Partner for the NBA's Philadelphia 76ers and the NFL's Washington Commanders.

Outside of the Devils and HBSE, Harris is the founder of 26North, a next-generation alternatives platform that invests across a variety of strategies, including Private Equity, Direct Lending and Insurance solutions.

Prior to 26North, Josh co-founded Apollo Global Management, and spent over 30 years building the firm into a leading global alternative investment manager and one of the largest alternative credit managers.

Across his platform – including through his foundation, Harris Philanthropies – he is committed to using a blend of philanthropic giving and impact investment to improve outcomes for underserved groups in communities where he has a deep connection. Specifically, Josh is focused on supporting vulnerable youth through sports and educational programming, championing equity and sustainable wealth creation in diverse communities and enhancing health, wellness and educational outcomes.

Josh serves on the Boards of Harvard Business School, the Wharton School at the University of Pennsylvania. He holds an MBA from Harvard Business School, where he was named a Baker Loeb Scholar, and graduated summa cum laude from the University of Pennsylvania's Wharton School of Business with a B.S. in Economics.

He and his wife Marjorie have five children and have been married for over 25 years.



THADDEUS “TAD” BROWN — CHIEF EXECUTIVE OFFICER, HBSE/ALTERNATE GOVERNOR



Named Chief Executive Officer by HBSE Co-Founders David Blitzer and Josh Harris on July 12, 2021, assumed role in full on August 3. In his role as CEO, Brown oversees all business and growth functions for the HBSE brand and its properties, including the New Jersey Devils (NHL), Prudential Center and Philadelphia 76ers (NBA).

Brown joined HBSE after nearly two decades with the Houston Rockets, Toyota Center and Clutch City Sports and Entertainment, 15 of which were spent as CEO. In his role in Houston, he was a member of the NBA's Board

of Governors, served as the representative to the Executive Committee, and served on the league's Media Committee. Over his tenure, Brown helped position the Rockets as one of the NBA's premier global franchises, as well as a cornerstone of the Houston community. The business thrived under his leadership, setting Toyota Center records for sellouts, attendance, total events, and customer satisfaction. Additionally, Houston hosted NBA All-Star Weekend in both 2006 and 2013, as Brown played a key role in making Toyota Center the first NBA building to have two All-Star Games over a seven-year period. His extensive knowledge of media rights helped fuel the Rockets growth, including the creation of the Houston Regional Sports Network in 2012, now established as AT&T SportsNet Southwest.

In 2017, Brown orchestrated the sale of the Rockets by Leslie Alexander to Tilman Fertitta for a then-NBA and global sports franchise record \$2.2 billion.

In addition to guiding the business growth and success of the Rockets and Toyota Center, Brown led the organization's strong community outreach and charitable endeavors. He was past President of the Houston Children's Charities, served on the Board of the Greater Houston Partnership's Opportunity Houston Committee and the Board of Central Houston, as well as the Boys & Girls Clubs of America.

Brown's move to HBSE also reunited him with longtime friend and colleague, Daryl Morey, the 76ers President of Basketball Operations. During their time together in Houston from 2007-2020, the Rockets compiled a 640-400 (.615) record, the second-best of any NBA team, while becoming one of the NBA's most successful franchises.

Prior to joining the Rockets, Brown was a Founder and President of Streetball Partners International. For more than a decade, he worked in partnership with NBC Sports and the NBA to build Streetball into the world's largest global grassroots basketball property.

Brown is a graduate of Colgate University, where he was a four-year starter and three-year captain of the varsity basketball team. He and his wife, Janice, have four daughters.

TOM FITZGERALD — EXECUTIVE VICE PRESIDENT, GENERAL MANAGER



Fitzgerald, 55, was named full-time General Manager on July 9, 2020; previously took over as interim General Manager on January 12, 2020. He successfully served in that role running the team's hockey operations department, trade deadline and coaching search. Entering his fourth full NHL season, and fifth overall, Fitzgerald has focused on building a young, dynamic core supported by players, coaches and executives with playoff and Stanley Cup Championship pedigree. He has added key personnel in Athlete Care, Player Development, Analytics, Scouting and Hockey Operations management to create organizational synergy and the support required to return New Jersey to the days of being a consistent Stanley Cup contender. Fitzgerald retired as an NHL player following the 2005-06 season and began his post-playing career in 2007-08 when he joined Pittsburgh's staff as the Director of Player Development. He was named Assistant Coach on February 15, 2009, where he was instrumental in helping the Penguins win the 2009 Stanley Cup Championship. In the summer

of 2009, he was promoted to the position of Assistant to the General Manager, where he served for five years. He was promoted to the position of Assistant General Manager of the Penguins on June 6, 2014. He became New Jersey's Assistant General Manager on July 24, 2015. A forward, Fitzgerald's professional playing career spanned 17 seasons in both the AHL and NHL. He posted 139 goals and 190 assists for 329 points and 776 penalty minutes in 1,097 career NHL appearances with the NY Islanders, Florida, Colorado, Nashville, Chicago, Toronto and Boston. Fitzgerald added 7g-12a-19pts and 90 PIM in 78 career playoff games, including a trip with the Panthers to the 1996 Stanley Cup Finals. Born August 28, 1968 in Billerica, MA, he served as Predators' team captain during each of their first four seasons in the league. Fitzgerald also saw action at the AHL level with both Springfield (1988-89 & 1989-90) and Capital District (1990-91 & 1991-92). He was selected by the Islanders in the first round, 17th overall, of the 1986 NHL Entry Draft. Fitzgerald represented Team USA at two World Championships (1989 & 1991), as well as the 1987 World Junior Championships. He played two seasons, 1986-87 and 1987-88, at Providence College (HE). Tom and his wife, Kerry, have four sons: Ryan (a forward in the Devils' organization), Casey (a defenseman in the Panthers' organization), Jack (a marketing executive in the Boston area) and Brendan (a defenseman at the University of New Hampshire).

PLAYING RECORD

YEAR	TEAM	LEAGUE	REGULAR SEASON						PLAYOFFS					
			GP	G	A	PTS	PIM	GP	G	A	PTS	PIM		
1986-87	Providence	HE	27	8	14	22	22	-	-	-	-	-		
	United States	WJC-A	7	3	0	3	2	-	-	-	-	-		
1987-88	Providence	HE	36	19	15	34	50	-	-	-	-	-		
1988-89	Springfield	AHL	61	24	18	42	43	-	-	-	-	-		
	NY Islanders	NHL	23	3	5	8	10	-	-	-	-	-		
1989-90	United States	WC-A	10	0	2	2	12	-	-	-	-	-		
	Springfield	AHL	53	30	23	53	32	14	2	9	11	13		
1990-91	NY Islanders	NHL	19	2	5	7	4	4	1	0	1	4		
	Capital District	AHL	27	7	7	14	50	-	-	-	-	-		
1991-92	NY Islanders	NHL	41	5	5	10	24	-	-	-	-	-		
	United States	WC-A	10	1	0	1	6	-	-	-	-	-		
1992-93	Capital District	AHL	4	1	1	2	4	-	-	-	-	-		
	NY Islanders	NHL	45	6	11	17	28	-	-	-	-	-		
1993-94	NY Islanders	NHL	77	9	18	27	34	18	2	5	7	18		
1993-94	Florida	NHL	83	18	14	32	54	-	-	-	-	-		
1994-95	Florida	NHL	48	3	13	16	31	-	-	-	-	-		
1995-96	Florida	NHL	82	13	21	34	75	22	4	4	8	34		
1996-97	Florida	NHL	71	10	14	24	64	5	0	1	1	0		
1997-98	Florida	NHL	69	10	5	15	57	-	-	-	-	-		
	Colorado	NHL	11	2	1	3	22	7	0	1	1	20		
1998-99	Nashville	NHL	80	13	19	32	48	-	-	-	-	-		
1999-00	Nashville	NHL	82	13	9	22	66	-	-	-	-	-		
2000-01	Nashville	NHL	82	9	9	18	71	-	-	-	-	-		
2001-02	Nasvhille	NHL	63	7	9	16	33	-	-	-	-	-		
	Chicago	NHL	15	1	3	4	6	5	0	0	0	4		
2002-03	Toronto	NHL	66	4	13	17	57	7	0	1	1	4		
2003-04	Toronto	NHL	69	7	10	17	52	10	0	0	0	6		
2004-05	D I D	N O T</td <td></td> <td></td> <td></td> <td></td> <td></td> <td>P L A Y</td> <td></td> <td></td> <td></td> <td></td>						P L A Y						
2005-06	Boston	NHL	71	4	6	10	40	-	-	-	-	-		
NHL TOTALS			1097	139	190	329	776	78	7	12	19	90		

Claimed by Florida from NY Islanders in Expansion Draft, June 24, 1993. Traded to Colorado by Florida for the rights to Mark Parrish and Anaheim's third-round choice (Lance Ward) in 1998 Entry Draft, March 24, 1998. Signed as a free agent by Nashville, July 6, 1998. Traded to Chicago by Nashville for Chicago's fourth-round choice (later traded to Anaheim-Nathan Saunders) in 2003 Entry Draft and future considerations, March 13, 2002. Signed as a free agent by Toronto, July 17, 2002. Signed as a free agent by Boston, July 28, 2004.

MARTIN BRODEUR — EXECUTIVE VICE PRESIDENT, HOCKEY OPERATIONS



Brodeur is currently Executive Vice President, to Hockey Operations, a position he was named to on January 12, 2020 by Managing Partners Josh Harris and David Blitzer. He signed a multi-year contract extension with the organization on November 10, 2022. He supports Executive Vice President/General Manager Tom Fitzgerald on improving the entire organization including development, scouting, personnel, goaltending and specific needs around the hockey operations department. For two seasons, 2018-19 and into 2019-20, Brodeur served as Executive Vice President of Business Development for the New Jersey Devils. He was named to the role on August 29, 2018 and reported to former President Hugh Weber as he worked across all departments to identify, capitalize and develop on business opportunities for the Devils, Prudential Center and the outlying community. During his time with the organization's front office, he has created the MB30 Charity Golf Invitational which annually benefits the Devils Youth Foundation. The position marked Brodeur's

return to the Devils' organization. Brodeur, 50, is considered the best goaltender in National Hockey League history and was named to the NHL's list of 100 Greatest Players in 2017. He played 22 years in the National Hockey League, 21 of those with New Jersey. He anchored all three of the Devils' Stanley Cup Championships, leading them to the top of the league in 1995, 2000 and 2003. He backstopped the team to five Eastern Conference titles, and a total of 17 playoff appearances. In 205 career playoff games, Brodeur went 113-91 with a 2.02 GAA and .919 save percentage, and posted 24 shutouts. Brodeur's name is etched throughout the NHL's record books and he currently sits atop numerous categories, including: regular season wins (691), single season wins (48, '06-'07), overtime wins (69), games played (1,266), games played with a single team (1,260), regular season shutouts (125), playoff shutouts (24), minutes played (74,083), 40-win seasons (8), 30-win seasons (13), shutouts in a playoff campaign (7, '03) and shutouts in a Stanley Cup final (tie: 3, '03). He is the youngest goalie to reach 300, 400 and 500 career wins, and is the only goalie to reach 600 career wins. During his Devils career, Brodeur was named to the 1994 All-Rookie Team and won the Calder Memorial Trophy for the League's top first year player; he won the Vezina Trophy as the League's top goaltender four times; he was awarded the William M. Jennings Trophy for fewest team goals against five times; and was named to the NHL's First All-Star Team twice and Second All-Star Team four times, appearing in a total of 10 NHL All-Star Games. Brodeur's legendary career began at the 1990 NHL Entry Draft when the Devils selected him with the 20th overall pick. Internationally, Brodeur has competed for Team Canada in three Olympic Winter Games, winning Gold in 2002 and 2010. In the IIHF World Championships, Brodeur led Team Canada to Silver in 1996 and 2005, while leading his countrymen to the championship title in the 2004 World Cup of Hockey. Brodeur retired from professional hockey on January 29, 2015 after a six-game tenure with the St. Louis Blues. Following his retirement, Brodeur joined the Blues' front office and most recently served as Assistant General Manager. His No. 30 was retired by New Jersey on February 9, 2016, he is honored with his statue outside of Prudential Center in Newark. He was inducted into the Hockey Hall of Fame on November 12, 2018.

NHL PLAYING RECORD

		REGULAR SEASON										PLAYOFFS						
YEAR	TEAM	LEAGUE	GP	W	L	O/T	MIN	GA	SO	AVG	GP	W	L	MIN	GA	SO	AVG	
1991-92	DEVILS	NHL	4	2	1	0	179	10	0	3.36	1	0	1	32	3	0	5.61	
1993-94	DEVILS	NHL	47	27	11	8	2625	105	3	2.40	17	8	9	1171	38	1	1.95	
1994-95	DEVILS	NHL	40	19	11	6	2184	89	3	2.44	20	16	4	1222	34	3	1.67	
1995-96	DEVILS	NHL	77	34	30	12	4433	173	6	2.34	-	-	-	-	-	-	-	
1996-97	DEVILS	NHL	67	37	14	13	3838	120	10	1.88	10	5	5	659	19	2	1.73	
1997-98	DEVILS	NHL	70	43	17	8	4128	130	10	1.89	6	2	4	366	12	0	1.97	
1998-99	DEVILS	NHL	70	39	21	10	4239	162	4	2.29	7	3	4	425	20	0	2.83	
1999-00	DEVILS	NHL	72	43	20	8	4312	161	6	2.24	23	16	7	1450	39	2	1.61	
2000-01	DEVILS	NHL	72	42	17	11	4297	166	9	2.32	25	15	10	1505	52	4	2.07	
2001-02	DEVILS	NHL	73	38	26	9	4347	156	4	2.15	6	2	4	381	9	1	2.07	
2002-03	DEVILS	NHL	73	41	23	9	4374	147	9	2.02	24	16	8	1491	41	7	1.65	
2003-04	DEVILS	NHL	75	38	26	11	4555	154	11	2.03	5	1	4	298	13	0	2.62	
2005-06	DEVILS	NHL	73	43	23	7	4365	187	5	2.57	9	5	4	533	20	1	2.25	
2006-07	DEVILS	NHL	78	48	23	7	4697	171	12	2.18	11	5	6	688	28	1	2.44	
2007-08	DEVILS	NHL	77	44	27	6	4635	168	4	2.17	5	1	4	301	16	0	3.19	
2008-09	DEVILS	NHL	31	19	9	3	1814	73	5	2.42	7	3	4	427	17	1	2.39	
2009-10	DEVILS	NHL	77	45	25	6	4499	168	9	2.24	5	1	4	299	15	0	3.01	
2010-11	DEVILS	NHL	56	23	26	3	3116	127	6	2.45	-	-	-	-	-	-	-	
2011-12	DEVILS	NHL	59	31	21	4	3392	136	3	2.41	24	14	9	1471	52	1	2.12	
2012-13	DEVILS	NHL	29	13	9	7	1757	65	2	2.22	-	-	-	-	-	-	-	
2013-14	DEVILS	NHL	39	19	14	6	2297	96	3	2.51	-	-	-	-	-	-	-	
2014-15	St. Louis	NHL	7	3	3	0	356	17	1	2.87	-	-	-	-	-	-	-	
DEVILS TOTALS			1259	688	394	154	74083	2764	124	2.24	205	113	91	12719	428	24	2.02	
NHL TOTALS			1266	691	397	154	74439	2781	125	2.24	205	113	91	12719	428	24	2.02	

QM/JHL All-Rookie Team (1990) • QM/JHL Second All-Star Team (1992) • Won Calder Memorial Trophy (Top NHL Rookie) (1994) • NHL/Upper Deck All-Rookie Team (1994) • Won William M. Jennings Trophy (Fewest Team Goals Allowed) (1997, 1998, 2003, 2004, 2010) • NHL Second All-Star Team (1997, 1998, 2006, 2008) • Played in NHL All-Star Game (1996 to 2001, 2003, 2004, 2007) • Won Vezina Trophy (Top NHL Goaltender) (2003, 2004, 2007, 2008) • NHL First All-Star Team (2003, 2004, 2007) • World Cup All-Tournament Team (2004) • Inducted into the Hockey Hall of Fame (2018)

DAN MacKINNON — SR. VICE PRESIDENT/ASSISTANT GENERAL MANAGER



Named Senior Vice President/Assistant General Manager September, 2019. Completed seventh season with the Devils' organization. Has served as General Manager of the club's American Hockey League franchise, Utica Comets, for the past two seasons. Served as general manager for franchise's AHL affiliation for the past three-plus seasons. Works closely with the organization's hockey operations and pro/amateur scouting staffs regarding player evaluation, analytics, acquisition and draft preparation. Spent the previous 10 seasons (2006-2016) with the Pittsburgh Penguins, including the last seven as director of player personnel; served in that role for the 2016 Stanley Cup Championship team. He oversaw all the Penguins' professional and amateur scouting operations in North America and Europe. Director of Pro Scouting for Pittsburgh when

Penguins won the 2009 Stanley Cup; spent two seasons as director of professional scouting, and joined the organization as a scout in 2006. From 2000-2006, was with the Nashville Predators where he worked with Ray Shero, serving as a professional scout (four years) and scouting coordinator (two years). He also worked in the league office for the American Hockey League and for the Mississauga Ice Dogs (OHL). Prior to pro career, MacKinnon served as an assistant coach for Ohio University's (ACHA) hockey team, where he worked to receive a master's degree in Athletic Administration. MacKinnon played three seasons of Canadian college hockey, one with Mount Allison University (AUAA) in 1994-95 and two with the University of Waterloo (OUAA) from 1996-98. He was named an Academic All-Canadian during his senior season at Waterloo, 1997-98. Played junior hockey in Pembroke (CJHL, 1991-93) and Kingston (MetJHL, 1993-94). 49-years-old, lives in Plymouth, MI with his wife Robin. His son, Will, graduated from University of New Hampshire where he served as team captain and now plays pro hockey in the Devils' organization. His daughter, Maggie, is a Senior at Michigan State.



KATE MADIGAN — ASSISTANT GENERAL MANAGER

On July 6, 2022, Madigan became the first female Assistant General Manager in New Jersey franchise history and sixth in NHL history. Madigan serves as part of the small group that Fitzgerald leans on for key input, strategy and decision making which includes roster construction at the pro and amateur levels, transactions, hockey personnel decisions, athlete care, team operations, facilities management, budget and as part of the team's management travel party. Madigan was promoted from her role as Executive Director, Hockey Management/Operations, which she was in the fall of 2020. She previously served as Assistant, Player Information/Video from 2017-19, and was Director of Pro Scouting Operations for two seasons (2019-20 and 2020-21). Previously, Madigan oversaw the scheduling and reports for the pro scouting staff, while working with the coaches, management, and video staff

throughout the year. Madigan holds a master's in accounting and a bachelor's in business administration from Northeastern University. She has lent her time to events for Women's Sports Foundation and Women in Sports & Events. In 2022, completed a TEDxBoston talk on her work in the Devils front office, titled: *In the Sports Management Suite, The Present is Female*. She is passionate about advancing the equality of women in sports and has lent her time to events for Women's Sports Foundation and Northeastern Athletics, where she was a part of the Track & Field team as a Hurdler & Sprinter.



LINDY RUFF — HEAD COACH



Ruff completed his third season with New Jersey & led the team to the most wins in a single season for franchise history (52 wins). It also marked just the second time in franchise history that the team earned the 50 win mark in a season. He passed Al Arbour for the fifth-most wins (783) earned all-time on Oct. 18, 2023. The bench boss later earned his 800th career win on Nov. 26, 2022, and is one of six NHL coaches all-time with 800, or more, career wins. Entering 2023-24, Ruff's 834 career wins are 15 victories behind Ken Hitchcock (849) for fourth all-time among NHL head coaches. Ruff was named a 2022-23 Jack Adams Award finalist for NHL's Head Coach of the Year. It marked the fourth time that Ruff was nominated for the Jack Adams Award. 834 career wins are also the most for all active NHL head coaches entering 2023-24. In parts of 21 NHL seasons, Ruff has coached the Buffalo Sabres (1997-98 to 2012-13), Dallas Stars (2013-14 to 2016-17) and New Jersey Devils (2020-21 to present). Ruff has compiled a career coaching record of 834-652-78-149=1895 points (.553 points percentage) in 1713 career regular-season games. He has posted nine 40-plus win seasons, including a career-high 53 wins in 2006-07. In 2006, he won the Jack Adams Award as the NHL's top coach, and finished second in 2007 and third in 2016. In addition to an appearance in the 1999 Stanley Cup Final with Buffalo, he has posted a 71-61 record (.538 winning percentage) in 132 Stanley Cup Playoff contests. He joined the Devils in 2020-21 as the 19th Head Coach in team history. He joined the Devils after spending the past three seasons as an Assistant Coach with the New York Rangers, working under Alain Vigneault (2017-18) and David Quinn (2018-19 & 2019-20). Ruff was responsible for working with the defensemen and over the past three years was integral in the

development of young blueliners Tony DeAngelo, Adam Fox and Ryan Lindgren. Prior to his time with the Rangers, Ruff was Head Coach of the Dallas Stars for four seasons from 2013-14 through 2016-17. He took a team that was experiencing its longest playoff drought in franchise history and brought them to the playoffs in his first season. He guided the Stars to a 50-30-29 record in 2015-16, and a first-place finish in the Central Division and top seed in the Western Conference. The 50 wins were the third-most ever in Dallas Stars history and Ruff was selected as a finalist for the Jack Adams Award for the third time. During his four-year stint in Dallas, Ruff's teams scored the second and fourth-most goals per season in team history and the Stars led the Western Conference/were second in the NHL in goals scored per game with 2.97 over that span. Young players who experienced success under Ruff include Tyler Seguin, John Klingberg and Jamie Benn. Ruff started his head coaching career with the Buffalo Sabres in 1997-98, where he would have a long, illustrious stint. He spent 14-plus seasons in Buffalo, where he made the playoffs in eight of those years. He led the Sabres to four Eastern Conference Finals, including consecutive appearances in 2006 & 2007, and to the 1999 Stanley Cup Final. He is the franchise's all-time leader among head coaches in several categories, including games coached (1,165) and wins (571). During the 2005-06 season, Ruff steered the Sabres to a 52-24-6 record and in 2006-07, to a single-season franchise record of 53 wins and the club's first Presidents' Trophy. Those two seasons rank as the top two in wins in Sabres' history. He began his coaching career in 1993-94 as an assistant with the Florida Panthers where he coached current Devils General Manager Tom Fitzgerald. He spent four seasons in Florida, through 1996-97, and was behind the bench for the squad that went to the 1996 Stanley Cup Finals. Ruff has extensive experience coaching for Team Canada both in head and assistant coaching roles. He served as Head Coach at the 2009 IIHF World Championship winning a silver medal and was also Head Coach in 2013. Ruff served as an Associate Coach for Team Canada at the 2010 Winter Olympic Games in Vancouver, British Columbia and the 2014 Winter Olympic Games in Sochi, Russia, earning Gold Medals. A left-shot defenseman during his playing days, Ruff skated in 691 career NHL games over 12 seasons, from 1979-80 through 1990-91, with the Buffalo Sabres and New York Rangers. He posted 105 goals and 195 assists for 300 points and 1,264 penalty minutes. Ruff was selected by Buffalo in the second round, 32nd overall, of the 1979 NHL Entry Draft. He finished his professional career with one season each in Rochester (AHL) and San Diego (IHL). Ruff, 62, is a native of Warburg, Alberta. Lindy and his wife, Gaye, have two sons, Brett and Brian, and two daughters, Eryn and Madeleine.

COACHING RECORD

COACHING RECORD												
YEAR	TEAM	LEAGUE	REGULAR SEASON					PLAYOFFS				
			GC	W	L	O/T	PTS	PCT	GC	W	L	PCT
1993-94	Florida	NHL	Assistant Coach									
1994-95	Florida	NHL	Assistant Coach									
1995-96	Florida	NHL	Assistant Coach									
1996-97	Florida	NHL	Assistant Coach									
1997-98	Buffalo	NHL	82	36	29	17	89	.543	15	10	5	.667
1998-99	Buffalo	NHL	82	37	28	17	91	.555	21	14	7	.667
1999-00	Buffalo	NHL	82	35	32	15	85	.518	5	1	4	.200
2000-01	Buffalo	NHL	82	46	30	6	98	.598	13	7	6	.538
2001-02	Buffalo	NHL	82	35	35	12	82	.500	-	-	-	-
2002-03	Buffalo	NHL	82	27	37	18	72	.439	-	-	-	-
2003-04	Buffalo	NHL	82	37	34	11	85	.518	-	-	-	-
2005-06	Buffalo	NHL	82	52	24	6	110	.671	18	11	7	.611
2006-07	Buffalo	NHL	82	53	22	7	113	.689	16	9	7	.563
2007-08	Buffalo	NHL	82	39	31	12	90	.549	-	-	-	-
2008-09	Buffalo	NHL	82	41	32	9	91	.555	-	-	-	-
2009-10	Canada	WC-A	11	9	1	1	-	-	-	-	-	-
	Buffalo	NHL	82	45	27	10	100	.610	6	2	4	.333
2010-11	Canada	Olym.	Associate Coach									
	Buffalo	NHL	82	43	29	10	96	.585	7	3	4	.429
2011-12	Buffalo	NHL	82	39	32	11	89	.543	-	-	-	-
2012-13	Buffalo	NHL	17	6	10	1	13	.382	-	-	-	-
2013-14	Canada	WC-A	8	6	1	1	-	-	-	-	-	-
	Dallas	NHL	82	40	31	11	91	.555	6	2	4	.333
2014-15	Canada	Olym.	Associate Coach									
	Dallas	NHL	82	41	31	10	92	.561	-	-	-	-
2015-16	Dallas	NHL	82	50	23	9	109	.665	13	7	6	.538
2016-17	Dallas	NHL	82	34	37	11	79	.482	-	-	-	-
2017-18	NY Rangers	NHL	Assistant Coach									
2018-19	NY Rangers	NHL	Assistant Coach									
2019-20	NY Rangers	NHL	Assistant Coach									
2020-21	DEVILS	NHL	56	19	30	7	45	.402	-	-	-	-
2021-22	DEVILS	NHL	82	27	46	9	63	.384	-	-	-	-
2022-23	DEVILS	NHL	82	52	22	8	112	.683	13	5	7	.417
	DEVILS TOTALS		220	98	98	24	220	.553	13	5	7	.417
	NHL TOTALS		1713	834	652	78*	1895	.553	132	71	61	.538

*Includes ties, overtime losses and OTL historically.

Won Jack Adams Award (NHL Coach of the Year) (2005-06) • Silver Medal: World Championships Team Canada Head Coach (2009) • Gold Medal: Olympic Winter Games Team Canada Associate Coach (2010) • Gold Medal: Olympic Winter Games Team Canada Associate Coach (2014)

TRAVIS GREEN — ASSOCIATE COACH



Travis Green, 52, was named Associate Coach on June 22, 2023. He was Vancouver's head coach for parts of five seasons from 2017-18 to 2021-22 with a 133-147-34 record. He led the Canucks to the Second Round of the 2020 Stanley Cup Playoffs after the team posted a 36-27-6 record in the regular season. Before coaching in the NHL, Green was head coach for the Utica Comets in the American Hockey League (AHL) from 2013-14 to 2016-17, winning 35 or more games in all four seasons. Utica clinched two postseason berths under Green's guidance and advanced to the 2014-15 Calder Cup finals. While with Vancouver, Green coached Quinn Hughes, the older brother of both Jack and Luke Hughes. Previously, Green took over as interim head coach of the Western Hockey League's (WHL) Portland Winterhawks in 2012-13 and won a WHL Championship title. Green and the Winterhawks then clinched

a berth in the 2012-13 Memorial Cup final. A native of Castlegar, British Columbia, the New York Islanders selected Green in the second round, 23rd overall, at the 1989 NHL Draft. He recorded 455 points (193g-262a) in 970 career regular-season games from 1992-93 to 2006-07. Green spent most of his playing career with the Islanders (388 GP), but also skated for Toronto (181 GP), Arizona/Phoenix (147 GP), Boston (146 GP) and Anaheim (108 GP). The former NHL centerman appeared in seven different postseasons and earned 21 points (10g-11a) in 56 career Stanley Cup Playoff games. Fitzgerald's relationship with Green dates back to being teammates together in 1992-93 with the Islanders, 2002-03 with Toronto and then 2005-06 on Boston.

COACHING RECORD

YEAR	TEAM	LEAGUE	REGULAR SEASON					PLAYOFFS			
			GC	W	L	OT	PTS	PCT	GC	W	L
2009-10	Portland	WHL	Assistant Coach								
2012-13	Portland	WHL	Assistant Coach								
2012-13	Portland	WHL	47	37	8	2	76	.809			
2013-14	Utica	AHL	76	35	32	9	79	.520			
2014-15	Utica	AHL	76	47	20	9	103	.678			
2015-16	Utica	AHL	76	38	26	12	88	.579			
2016-17	Utica	AHL	76	35	32	9	79	.520			
2017-18	Vancouver	NHL	82	31	40	11	73	.445			
2018-19	Vancouver	NHL	82	35	36	11	81	.494			
2019-20	Vancouver	NHL	69	36	27	6	78	.565			
2020-21	Vancouver	NHL	56	23	29	4	50	.446			
2021-22	Vancouver	NHL	25	8	15	2	18	.360			

PROFESSIONAL PLAYING RECORD

YEAR	TEAM	LEAGUE	REGULAR SEASON						PLAYOFFS					
			GP	G	A	PTS	PIM		GP	G	A	PTS	PIM	
1986-87	Spokane	WHL	64	8	17	25	27		3	0	0	0	0	
1987-88	Spokane	WHL	72	33	53	86	42		15	10	10	20	13	
1988-89	Spokane	WHL	72	51	51	102	79		-	-	-	-	-	
1989-90	Spokane	WHL	50	45	44	89	80		-	-	-	-	-	
1989-90	Medicine	WHL	25	15	24	39	19		3	0	0	0	2	
1990-91	Capital District	AHL	73	21	34	55	26		-	-	-	-	-	
1991-92	Capital District	AHL	71	23	27	50	10		7	0	4	4	21	
1992-93	Capital District	AHL	20	12	11	23	39		-	-	-	-	-	
1992-93	New York Islanders	NHL	61	7	18	25	43		12	3	1	4	6	
1993-94	New York Islanders	NHL	83	18	22	40	44		4	0	0	0	2	
1994-95	New York Islanders	NHL	42	5	7	12	25		-	-	-	-	-	
1995-96	New York Islanders	NHL	69	25	45	70	42		-	-	-	-	-	
1996-97	New York Islanders	NHL	79	23	41	64	38		-	-	-	-	-	
1997-98	New York Islanders	NHL	54	14	12	26	66		-	-	-	-	-	
1997-98	Anaheim Mighty Ducks	NHL	22	5	11	16	16		-	-	-	-	-	
1998-99	Anaheim Mighty Ducks	NHL	79	13	17	30	81		4	0	1	1	4	
1999-00	Phoenix Coyotes	NHL	78	25	21	46	45		5	2	1	3	2	
2000-01	Phoenix Coyotes	NHL	69	13	15	28	63		-	-	-	-	-	
2001-02	Toronto Maple Leafs	NHL	82	11	23	34	61		20	3	6	9	34	
2002-03	Toronto Maple Leafs	NHL	75	12	12	24	67		4	2	1	3	4	
2003-04	Boston Bruins	NHL	64	11	5	16	67		7	0	1	1	8	
2005-06	Boston Bruins	NHL	82	10	12	22	79		-	-	-	-	-	
2006-07	Anaheim Ducks	NHL	7	1	1	2	6		-	-	-	-	-	
2006-07	Toronto Maple Leafs	NHL	24	0	0	0	21		-	-	-	-	-	
2007-08	Zug EV	Swiss-A	29	9	11	20	126		-	-	-	-	-	
	NHL TOTALS		149	11	21	32	48		2	0	0	0	2	

RYAN MCGILL — ASSISTANT COACH

Named an Assistant Coach on July 28, 2022. McGill, 54, was an assistant coach for the Vegas Golden Knights, spending five seasons in his role, from 2017-18 through 2021-22. He helped Vegas reach the Stanley Cup Playoffs in four of the team's first five seasons, including becoming the first NHL expansion team to advance to a Stanley Cup Final (2017-18) since St. Louis in 1967-68. McGill's previous NHL experience includes serving as an Assistant Coach with the Calgary Flames for two seasons, 2009-10 to 2010-11. He was promoted to that position after four years as the head coach of the Flames' American Hockey League affiliates in Quad City and Omaha. He was also the head coach of the AHL's Hartford Wolf Pack from 2003-05. McGill's coaching career began in 1996-97 as an assistant for the Edmonton/Kootenay Ice of the Western Hockey League (WHL), and he then served as head coach for the Ice from 1997-

98 to 2001-02, culminating in the Ice winning a Memorial Cup that final season. McGill later returned to Kootenay as head coach in 2012-13 and earned the WHL's Coach of the Year award. In 2016-17, he was awarded OHL Coach of the Year, after a successful campaign with Owen Sound Attack. After two seasons with Owen Sound, McGill was hired to join the Golden Knights coaching staff. A native of Sherwood Park, Alberta, McGill was selected by the Chicago Blackhawks in the second round, 29th overall, in the 1987 NHL Draft. The right-handed shot defenseman played in 151 career regular-season NHL games before his career was cut short by injury. Over those games, he scored four goals and 15 assists for 19 points and 391 penalty minutes with Chicago (9), Philadelphia (134) and Edmonton (8) from 1991-92 to 1994-95. McGill led Philadelphia with 238 PIM in 1992-93 and was teammates with Kevin Dineen, current head coach of New Jersey's AHL affiliate, Utica Comets, from 1992-93 to 1994-95 on the Flyers.

COACHING RECORD

YEAR	TEAM	LEAGUE	REGULAR SEASON							PLAYOFFS			
			GC	W	L	OT	PTS	PCT	GC	W	L	PCT	
1996-97	Edmonton	WHL											
1997-98	Edmonton	WHL											
1998-99	Kootenay	WHL											
2000-01	Kootenay	WHL											
2001-02	Kootenay	WHL											
2002-03	Hartford	AHL											
2003-04	Hartford	AHL											
2004-05	Hartford	AHL											
2005-06	Omaha	AHL											
2006-07	Omaha	AHL											
2007-08	Quad City	AHL											
2008-09	Quad City	AHL											
2009-10	Calgary	NHL											
2010-11	Calgary	NHL											
2012-13	Kootenay	WHL											
2013-14	Kootenay	WHL											
		WHL											
	Canada	WJC-20											
2014-15	Kootenay	WHL											
2015-16	Owen Sound	OHL											
2016-17	Owen Sound	OHL											
2017-18	Vegas	NHL											
2018-19	Vegas	NHL											
2019-20	Vegas	NHL											
2020-21	Vegas	NHL											
2021-22	Vegas	NHL											
2022-23	DEVILS	NHL											

CHRIS TAYLOR — ASSISTANT COACH



Taylor, 51, was named as an assistant coach on October 23, 2020 in completing Head Coach Lindy Ruff's staff. He started his professional coaching career with the Rochester Americans (AHL) as an assistant from 2012-16. After the 2016-17 season as an assistant with Wilkes-Barre/Scranton, he returned to Rochester to serve as the club's head coach. Taylor reached the playoffs in his first two seasons and was on pace in his third with the Americans, finishing with a career record of 116-65-33 in 214 games. His points percentage (.620) was the fourth best in the AHL during the three-year span. He served as head coach of the North Division All-Star team for the American Hockey League All-Star Classic this past January. Taylor also served as an interim assistant coach with Buffalo for two months last season. Born March 6, 1972 in Stratford, Ont., he began his professional career as a Development Coach for Rochester in 2011-12 before moving to a coaching position the next season. As a head and assistant coach, Rochester posted a 239-204-57 record for 571 points in 518 games. In his lone season with Wilkes-Barre as an assistant, the Penguins recorded a 43-27-6 record for 92 points, going to the Conference Semi-Finals in the Calder Cup. The center was drafted in the second

round, 27th overall, by the New York Islanders in the 1990 NHL Draft. Taylor's NHL playing career spanned eight seasons with three teams (Islanders, Boston and Buffalo), tallying 11 goals and 21 assists for 32 points in 149 games played. While in Buffalo, he played under current Devils' Head Coach Lindy Ruff for parts of four seasons. Taylor played 11 seasons in the AHL, finishing with 167 goals and 393 assists for 560 points. Taylor appeared in 41 post-season games, recording 10 goals and 26 assists for 36 points in the post-season. Taylor was awarded the 2004-05 Fred T. Hunt Memorial Award, which is awarded annually to the player best exemplifying sportsmanship, determination and dedication to hockey. Taylor spent his junior career in the OHL playing for the London Knights, tallying 150 goals and 228 assists for 378 points in 259 games played. The left-handed shot took his Knights team to the playoffs in all four years playing in 38 games, posting 15 goals and 28 assists for 43 post-season points.

COACHING RECORD

COACHING RECORD

YEAR	TEAM	LEAGUE	REGULAR SEASON						PLAYOFFS			
			GC	W	L	OT	PTS	PCT	GC	W	L	PCT
2012-13	Rochester	AHL	Assistant Coach									
2013-14	Rochester	AHL	Assistant Coach									
2014-15	Rochester	AHL	Assistant Coach									
2015-16	Rochester	AHL	Assistant Coach									
2016-17	Wilkes-Barre	AHL	Assistant Coach									
2017-18	Rochester	AHL	76	37	22	17	91	.487	3	0	3	0.00
2018-19	Rochester	AHL	76	46	23	7	99	.605	3	0	3	0.00
2019-20	Rochester	AHL	62	33	20	9	75	.532	CANCELED			
2020-21	DEVILS	NHL	Assistant Coach									
2021-22	DEVILS	NHL	Assistant Coach									
2022-23	DEVILS	NHL	Assistant Coach									
AHL TOTALS			214	116	65	33	265	.542	6	0	6	0.00

PROFESSIONAL PLAYING RECORD

YEAR	TEAM	LEAGUE	REGULAR SEASON						PLAYOFFS					
			GP	G	A	PTS	PIM		GP	G	A	PTS	PIM	
1992-93	Capital District	AHL	77	19	43	62	32		4	0	1	1	2	
1993-94	Salt Lake	IHL	79	21	20	41	38		-	-	-	-	-	
1994-95	NY Islanders	NHL	10	0	3	3	2		-	-	-	-	-	
1995-96	Denver	IHL	78	38	48	86	47		14	7	6	13	10	
	NY Islanders	NHL	11	0	1	1	2		-	-	-	-	-	
1996-97	Utah	IHL	50	18	23	41	60		22	5	11	16	26	
	NY Islanders	NHL	1	0	0	0	0		-	-	-	-	-	
1997-98	Utah	IHL	71	27	40	67	24		7	1	2	3	0	
	Utah	IHL	79	28	56	84	66		4	0	2	2	6	
1998-99	Boston	NHL	37	3	5	8	12		-	-	-	-	-	
	Providence	AHL	21	6	11	17	6		-	-	-	-	-	
1999-00	Las Vegas	AHL	14	3	12	15	2		-	-	-	-	-	
	Buffalo	NHL	11	1	1	2	2		2	0	0	0	2	
2000-01	Rochester	AHL	49	21	28	49	21		-	-	-	-	-	
	Buffalo	NHL	14	0	2	2	6		-	-	-	-	-	
2001-02	Rochester	AHL	45	20	24	44	25		-	-	-	-	-	
	Rochester	AHL	77	21	45	66	66		2	0	1	1	0	
2002-03	Buffalo	NHL	11	1	3	4	2		-	-	-	-	-	
	Rochester	AHL	61	12	55	67	44		3	3	1	4	2	
2003-04	Buffalo	NHL	54	6	6	12	22		-	-	-	-	-	
	Rochester	AHL	24	9	18	27	20		16	5	12	17	0	
2004-05	Rochester	AHL	79	21	58	79	50		9	1	8	9	4	
2005-06	Rochester	AHL	32	11	26	37	34		-	-	-	-	-	
2006-07	Frankfurt	DEL	52	12	34	46	80		8	1	9	10	8	
2007-08	Frankfurt	DEL	56	17	49	66	48		12	5	8	13	6	
2008-09	Frankfurt	DEL	52	15	34	49	60		5	0	3	3	4	
2009-10	Rochester	AHL	80	17	44	61	89		7	1	3	4	6	
2010-11	Rochester	AHL	72	10	41	51	38		-	-	-	-	-	
NHL TOTALS			149	11	21	32	48		2	0	0	0	2	

SERGEI BRYLIN — ASSISTANT COACH



Promoted to Assistant Coach in New Jersey on August 18, 2022. Prior to 2022-23, the 49-year-old served as an assistant and associate coach for the Devils' AHL affiliates for nine seasons in Albany (2012-13 to 2016-17), Binghamton (2017-18 to 2020-21), and Utica (2021-22). In 2021-22, Brylin helped lead the Comets to a North Division title and the best record in the Eastern Conference. Utica also set an AHL record after it began the 2021-22 campaign with 13 consecutive wins. Brylin made his NHL debut on February 17, 1995, vs the New York Islanders and spent his entire 13-season NHL career, from 1994-95 through 2007-08, with New Jersey. He totaled 765 regular-season games, which ranks tenth in franchise history. He is one of just five players to win three Stanley Cup Championships (1995, 2000, 2003) with New Jersey, joining Martin Brodeur, Ken Daneyko, Scott Niedermayer, and Scott Stevens in the accomplishment. The forward totaled 129 goals and 179 assists for 308 points over his NHL career, with career highs across the board in goals (23), assists (29) assists and points (52) in the 2000-01 season. As part of his many achievements, Brylin had an iron-man streak of 328 games, playing in all games from 2003-04 through 2007-08.

08. This run of games from October 8, 2003 to April 6, 2008 also marks the third-longest consecutive stretch in franchise history. Additionally, he earned 15 goals and 19 assists for 34 points in 109 career Stanley Cup Playoff games. Brylin ended his NHL career after the 2007-08 season and retired following the 2011-12 season, after three years with St. Petersburg and one season with Novokuznetsk in the Kontinental Hockey League. Internationally, he represented Russia at two World Championships and two World Junior Championships. New Jersey's second choice and 42nd overall selection in the 1992 Entry Draft, Brylin first came to North America in 1993-94 as a member of the IHL's Russian Penguins. Born Jan. 13, 1974 in Moscow, Rus., Sergei and his wife, Elena, who have long made New Jersey their home, have three children: daughters, Anna and Maria, and son, Fyodor.

COACHING RECORD

YEAR	TEAM	LEAGUE	REGULAR SEASON					PLAYOFFS				
			GC	W	L	OT	PTS	PCT	GC	W	L	PCT
2013-14	Albany	AHL	Assistant Coach					-	-	-	-	-
2014-15	Albany	AHL	Assistant Coach					-	-	-	-	-
2015-16	Albany	AHL	Assistant Coach					-	-	-	-	-
2016-17	Albany	AHL	Assistant Coach					-	-	-	-	-
2017-18	Binghamton	AHL	Assistant Coach					-	-	-	-	-
2018-19	Binghamton	AHL	Assistant Coach					-	-	-	-	-
2019-20	Binghamton	AHL	Associate Coach					-	-	-	-	-
2020-21	Binghamton	AHL	Associate Coach					-	-	-	-	-
2021-22	Utica	AHL	Associate Coach					-	-	-	-	-
2022-23	DEVILS	NHL	Assistant Coach					-	-	-	-	-

PLAYING RECORD

YEAR	TEAM	LEAGUE	REGULAR SEASON						PLAYOFFS					
			GP	G	A	PTS	PIM		GP	G	A	PTS	PIM	
1990-91	CSKA Moscow	USSR Jr.	-	-	-	-	-	-	-	-	-	-	-	-
1991-92	CSKA Moscow	CIS	44	1	6	7	4	-	-	-	-	-	-	-
	Russia	EJC-A	6	1	1	2	4	-	-	-	-	-	-	-
1992-93	CSKA Moscow	CIS	42	5	4	9	36	-	-	-	-	-	-	-
	Russia	WJC-A	7	3	3	6	6	-	-	-	-	-	-	-
1993-94	CSKA Moscow	CIS	39	4	6	10	36	3	1	0	1	2	-	-
	Russia	WJC-A	7	1	5	6	0	-	-	-	-	-	-	-
	Russia	IHL	13	4	5	9	18	-	-	-	-	-	-	-
1994-95	Albany	AHL	63	19	35	54	78	-	-	-	-	-	-	-
	DEVILS	NHL	26	6	8	14	8	12	1	2	3	4	-	-
1995-96	DEVILS	NHL	50	4	5	9	26	-	-	-	-	-	-	-
	Russia	WC-A	8	3	2	5	12	-	-	-	-	-	-	-
1996-97	DEVILS	NHL	29	2	2	4	20	-	-	-	-	-	-	-
	Albany	AHL	43	17	24	41	38	16	4	8	12	12	-	-
1997-98	Albany	AHL	44	21	22	43	60	-	-	-	-	-	-	-
	DEVILS	NHL	18	2	3	5	0	-	-	-	-	-	-	-
1998-99	DEVILS	NHL	47	5	10	15	28	5	3	1	4	4	-	-
1999-00	DEVILS	NHL	64	9	11	20	20	17	3	5	8	0	-	-
2000-01	DEVILS	NHL	75	23	29	52	24	20	3	4	7	6	-	-
2001-02	DEVILS	NHL	76	16	28	44	10	6	0	2	2	2	-	-
2002-03	DEVILS	NHL	52	11	8	19	16	19	1	3	4	8	-	-
2003-04	DEVILS	NHL	82	14	19	33	20	5	0	0	0	0	-	-
2004-05	Vokresensk	Rus.	35	8	19	27	40	-	-	-	-	-	-	-
2005-06	DEVILS	NHL	82	15	22	37	46	9	2	0	2	2	-	-
2006-07	DEVILS	NHL	82	16	24	40	35	11	1	2	3	6	-	-
	Russia	WC-A	2	0	0	0	0	-	-	-	-	-	-	-
2007-08	DEVILS	NHL	82	6	10	16	20	5	1	0	1	0	-	-
2008-09	St. Petersburg	KHL	50	9	15	24	16	3	0	2	2	2	-	-
2009-10	St. Petersburg	KHL	56	8	12	20	32	4	0	0	0	0	-	-
2010-11	St. Petersburg	KHL	49	7	5	12	8	11	1	5	6	4	-	-
2011-12	Novokuznetsk	KHL	41	5	4	9	28	-	-	-	-	-	-	-
DEVILS TOTALS			765	129	179	308	273	109	15	19	34	32	-	-
NHL TOTALS			765	129	179	308	273	109	15	19	34	32	-	-

DAVE ROGALSKI — GOALTENDING COACH

Named as New Jersey's goaltending coach, October 23, 2020. Rogalski, 42, spent the prior three seasons (2017-2020) as the Goaltender Development Coach for the St. Louis Blues. In that role, Rogalski was responsible for the training, film breakdown, and skill development of the Blues' young goaltenders and scouting goaltenders for the NHL Draft. He also crafted video packages and reports on opposing goaltenders and would visit goaltenders throughout the St. Louis system. Rogalski is credited with influencing Jordan Binnington's success late in the 2018-19 season, and his subsequent run to the Stanley Cup Championship with St. Louis. The St. Louis Park, MN native started his professional coaching career in 2010 for St. Cloud State University, serving as their Goaltending Coach. Rogalski would go on to spend six years at the NCAA level, before being named Goaltending Consultant for Sioux Falls (USHL) in 2016. The ex-netminder suited up for St. Mary's University (NCAA Div. III) from 2001-03. In his two seasons with the Cardinals, Rogalski played in 16 contests posting a 3.78 GAA and .880 save-percentage.

COACHING RECORD

YEAR	TEAM	LEAGUE	REGULAR SEASON						PLAYOFFS			
			GC	W	L	OT	PTS	PCT	GC	W	L	PCT
2010-11	St. Cloud State	NCAA					Goaltending Coach					
2011-12	St. Cloud State	NCAA					Goaltending Coach					
2012-13	St. Cloud State	NCAA					Goaltending Coach					
2013-14	St. Cloud State	NCAA					Goaltending Coach					
	Saint John's Un.	NCAA III					Goaltending Coach					
2014-15	St. Cloud State	NCAA					Goaltending Coach					
2015-16	St. Cloud State	NCAA					Goaltending Coach					
	Saint John's Un.	NCAA III					Goaltending Coach					
2016-17	Sioux Falls	USHL					Team Consultant					
2017-18	St. Louis	NHL					Development Coach					
	Sioux Falls	USHL					Team Consultant					
2018-19	St. Louis	NHL					Development Coach					
2019-20	St. Louis	NHL					Goaltending Coach					
2020-21	DEVILS	NHL					Goaltending Coach					
2021-22	DEVILS	NHL					Goaltending Coach					
2022-23	DEVILS	NHL					Goaltending Coach					

PLAYING RECORD

JAMES COOK																	
YEAR	TEAM	LEAGUE	REGULAR SEASON								PLAYOFFS						
			GP	W	L	O/T	MIN	GA	SO	AVG	GP	W	L	MIN	GA	SO	AVG
1999-00	Texas	NAHL	10	5	4	0	-	-	-	3.01	-	-	-	-	-	-	-
2001-02	St. Mary's Univ.	NCAA III	9	-	-	-	-	-	-	3.09	-	-	-	-	-	-	-
2002-03	St. Mary's Univ.	NCAA III	7	-	-	-	-	-	-	4.47	-	-	-	-	-	-	-



Get virtual healthcare from virtually anywhere.

We've taken every precaution to ensure your safety. That's why we offer two easy ways to visit with a doctor without coming in:

Primary Care or Specialist

Visit with your RWJBarnabas Health Medical Group doctor on video through our website. Book online or call 888-724-7123 and we'll walk you through it step-by-step. New patients can register on the site as well.

Urgent Care

Download the TeleMed app, and you can visit with an urgent care provider* on your smart phone, tablet or computer – anytime, anywhere.

To learn more about your virtual care options visit rwjbh.org/telemed




Let's be healthy together.



Official health care
provider of the
New Jersey Devils

*Urgent care services for RWJBarnabas Health TeleMed® are provided by U.S. board-certified, licensed, credentialed doctors who average 15 years in urgent care, emergency, family, or primary care medicine, and who have been trained in telehealth. RWJBH TeleMed does not replace your relationship with your primary care doctor.

KEVIN DINEEN — HEAD COACH/UTICA COMETS

Named Head Coach of Utica on August 5, 2021. Dineen, 59, led Utica to an AHL record after the team won 13 consecutive games from the start of the 2021-22 season. The former NHLer also led Utica to a North Division title in 2021-22, and Utica also owned the best record in the Eastern Conference that season. Dineen and the Comets have clinched postseason births in consecutive seasons since he manned the bench. He spent the prior two seasons serving as head coach of San Diego (AHL) in the Anaheim Ducks organization, posting a 56-36-9 record and a three-game playoff appearance in 2021 (1-2). Prior to San Diego, he was an assistant coach, from 2014-15 to 2018-19, with the Chicago Blackhawks, winning a Stanley Cup in his first year on Joel Quenneville's staff. Following his playing career, he spent 2003-04 to 2004-05 as Assistant General Manager with the Columbus Blue Jackets. Dineen would begin his coaching career spending the next six seasons as Head Coach of the Portland Pirates (2005-06 to 2007-08 as the Anaheim AHL affiliate; 2008-09 to 2010-11 as the Buffalo Sabres AHL affiliate). He took the club to two Eastern Conference Finals (2006 & 2008), winning the Louis A.R. Pieri Memorial Award (AHL Coach of the Year) in his inaugural season. Dineen would make the jump to the NHL at the start of the 2011-12 season serving as the Head Coach of the Florida Panthers for two seasons. He would go on to post a 56-62-28 record in two full seasons, taking the Panthers to the Eastern Conference Quarterfinals in his first season in 2012, falling to eventual Eastern Conference Champion New Jersey. As an international coach, Dineen helmed Team Canada's women's national ice hockey team, leading the squad to a fourth consecutive Olympic gold medal in the 2014 Winter Olympics in Sochi, Russia. He also coached Canada's men's team at the 2014 IIHF World Junior U-18 Championship winning a bronze medal. Drafted by Hartford in the third round (56th overall) in the 1982 NHL Draft, the right-shooting, rugged winger played 19 seasons in the NHL, playing in 1,188 games with four different teams (Carolina/Hartford, Philadelphia, Columbus, and Ottawa). The veteran totaled 760 points in his career, scoring 355 goals and 405 assists with 2,229 penalty minutes. He added 41 points (23 goals, 18 assists) with 127 penalty minutes in 59 Stanley Cup Playoff games. Born October 28, 1963, in Quebec City, Que., Kevin and his wife, Annie, have four children, two daughters (Hannah and Emma) and two sons (William and Declan). Kevin's brother Jerry is the Head Video Coach for New Jersey.

COACHING RECORD

YEAR	TEAM	LEAGUE	REGULAR SEASON						PLAYOFFS			
			GC	W	L	O/T	PTS	PCT	GC	W	L	PCT
2005-06	Portland	AHL	80	53	19	8	114	.713	19	11	8	.579
2005-07	Portland	AHL	80	37	31	12	86	.538	-	-	-	-
2007-08	Portland	AHL	80	45	26	9	99	.619	18	11	7	.611
2008-09	Portland	AHL	80	39	31	10	88	.550	5	1	4	.200
2009-10	Portland	AHL	80	45	24	11	101	.631	4	0	4	0
2010-11	Portland	AHL	80	47	24	9	103	.644	12	6	6	.500
2011-12	Florida	NHL	82	38	26	18	94	.573	7	3	4	.429
2012-13	Florida	NHL	48	15	27	6	36	.375	-	-	-	-
2013-14	Florida	NHL	16	3	9	4	10	.313	-	-	-	-
2014-15	Chicago	NHL	Assistant Coach						Won Stanley Cup			
2015-16	Chicago	NHL	Assistant Coach									
2016-17	Chicago	NHL	Assistant Coach									
2017-18	Chicago	NHL	Assistant Coach									
2018-19	Chicago	NHL	Assistant Coach									
2019-20	San Diego	AHL	57	30	19	8	68	.596	-	-	-	-
2020-21	San Diego	AHL	44	26	17	1		.602	3	1	2	.333
2021-22	Utica	AHL	72	43	20	9	95	.660	5	2	3	.400
2022-23	Utica	AHL	72	35	27	10	80	.556	6	3	3	.500
NHL TOTALS			146	56	62	28	140	.479	7	3	4	.429



RYAN PARENT — ASSISTANT COACH/UTICA COMETS

Named to position August 23, 2018. Was a first-round draft pick of the Nashville Predators, 18th overall, in 2005. Played in 106 NHL games with Vancouver and Philadelphia, notching one goal and six assists. Played in 27 career Stanley Cup Playoff games. Left-shooting defenseman who played in 251 AHL games with seven teams between 2006 and 2016; he registered four goals and 24 assists with 261 penalty minutes. Played in 31 Calder Cup Playoff games. Last played professionally with Wilkes-Barre/Scranton in 2015-16. Was part of the gold medal winning Team Canada at the 2006 and 2007 World Junior Championships. Spent his junior hockey career playing for the Guelph Storm in the OHL, winning the league championship in the 2003-2004 season. Native of Prince Albert, Saskatchewan. Has experience with coaching, serving as head coach of the Lloydminster Bobcats of the AJHL (2012-13) and the Vernon Vipers of the BCHL (2011-12); while with the Bobcats, also served as the team's General Manager. 36 years-old, he and his wife, Nichole, have one daughter, Charlotte and one son, Wyatt.

COACHING RECORD

YEAR	TEAM	LEAGUE	REGULAR SEASON					PCT	PLAYOFFS			
			GC	W	L	OT	PTS		GC	W	L	PCT
2018-19	Binghamton	AHL						Assistant Coach				
2019-20	Binghamton	AHL						Assistant Coach				
2020-21	Binghamton	AHL						Assistant Coach				
2021-22	Utica	AHL						Assistant Coach				
2022-23	Utica	AHL						Assistant Coach				

PLAYING RECORD

YEAR	TEAM	LEAGUE	REGULAR SEASON					PIM	PLAYOFFS				
			GP	G	A	PTS	PIM		GP	G	A	PTS	PIM
2003-04	Guelph	OHL	58	1	5	6	18		22	0	0	0	2
2004-05	Guelph	OHL	66	2	17	19	36		4	0	1	1	4
2005-06	Guelph	OHL	60	4	17	21	122		15	1	4	5	24
	Milwaukee	AHL	-	-	-	-	-		10	0	0	0	4
2006-07	Guelph	OHL	43	3	7	10	86		4	0	1	1	14
	Philadelphia	AHL	6	1	0	1	4		-	-	-	-	-
	Philadelphia	NHL	1	0	0	0	0		1	-	-	-	-
2007-08	Philadelphia	AHL	53	1	7	8	42		-	-	-	-	-
	Philadelphia	NHL	22	0	0	0	6		4	0	1	1	0
2008-09	Philadelphia	NHL	31	0	4	4	10		6	0	0	0	6
	Philadelphia	AHL	15	0	1	1	18		-	-	-	-	-
2009-10	Philadelphia	NHL	48	1	2	3	20		17	1	0	1	2
2010-11	Vancouver	NHL	4	0	0	0	0		-	-	-	-	-
	Manitoba	AHL	39	1	1	2	56		-	-	-	-	-
2011-12	Chicago	AHL	22	1	5	6	31		5	0	1	1	10
2012-13	Norfolk	AHL	56	0	5	5	52		-	-	-	-	-
2013-14	Norfolk	AHL	26	0	3	3	26		5	0	0	0	4
2014-15	Ontario	ECHL	6	0	1	1	2		-	-	-	-	-
	St. John's	AHL	22	0	2	2	16		-	-	-	-	-
	Wilkes-Barre/Scr.	AHL	-	-	-	-	-		2	0	0	0	0
2015-16	Wilkes-Barre/Scr.	AHL	12	0	0	0	16		9	0	2	2	8
	NHL TOTALS		106	1	6	7	36		27	1	1	2	8

Played in CHL Top Prospects Game (2005) • OHL Second Team All-Star (2007)



DAVID CUNNIFF — ASSISTANT COACH/UTICA COMETS

Cunniff, 53, joined the organization during the 2023 offseason and was named an Assistant Coach for Utica and Head Coach Kevin Dineen's staff. The South Boston native skated two seasons at Salem State College (NCAA Div. III) in 1993-94 and then 1995-96. Cunniff advanced to the professional level and played in parts of three seasons in the ECHL and also parts of three seasons in the AHL. In the ECHL, Cunniff laced up the skates for Jacksonville (1996-97), Raleigh (1996-1998), Louisiana (2001-02) and Richmond (2001-02). At the AHL level, he played for the Albany River Rats from 1997-98 to 1999-00, which at the time was New Jersey's AHL affiliate. The forward totaled 120 regular-season contests with Albany and recorded 25 career points (5g-20a), plus 206 PIM. After his professional playing career, Cunniff served as an Assistant Coach in the AHL for 18 seasons from 2002-03 to 2019-20. He was with Cleveland from 2002-03 to 2005-06, Worcester from 2006-07 to 2013-14, Albany in 2014-15, Iowa from 2015-16 to 2018-19 and then Hartford for the 2019-20 campaign. Cunniff was then named General Manager/Head Coach for Worcester in the ECHL for the 2019-20 and 2021-22 seasons.

COACHING RECORD

YEAR	TEAM	LEAGUE	REGULAR SEASON					PLAYOFFS				
			GC	W	L	OT	PTS	PCT	GC	W	L	PCT
2002-03	Cleveland	AHL					Assistant Coach					
2003-04	Cleveland	AHL					Assistant Coach					
2004-05	Cleveland	AHL					Assistant Coach					
2005-06	Cleveland	AHL					Assistant Coach					
2006-07	Worcester	AHL					Assistant Coach					
2007-08	Worcester	AHL					Assistant Coach					
2008-09	Worcester	AHL					Assistant Coach					
2009-10	Worcester	AHL					Assistant Coach					
2010-11	Worcester	AHL					Assistant Coach					
2011-12	Worcester	AHL					Assistant Coach					
2012-13	Worcester	AHL					Assistant Coach					
2013-14	Worcester	AHL					Associate Coach					
2014-15	Albany	AHL					Assistant Coach					
2015-16	Iowa	AHL					Assistant Coach					
2016-17	Iowa	AHL					Assistant Coach					
2017-18	Iowa	AHL					Associate Coach					
2018-19	Iowa	AHL					Associate Coach					
2019-20	Hartford	AHL					Assistant Coach					
2019-20	Worcester	ECHL					General Manager					
2021-22	Worcester	ECHL	71	32	32	7	72	0.5	-	-	-	-



BRIAN EKLUND — GOALTENDING COACH/UTICA COMETS



In fourth season with organization and second on Kevin Dineen's staff. Joined Mark Dennehy's staff as Binghamton's goaltending coach, the organization's first AHL goaltending coach in five years, on November 10, 2020, Eklund served as the goaltending coach of the Boston University Terriers for five seasons from 2016 through 2020. Before his stint with BU, Eklund was a volunteer assistant coach with the Harvard University Crimson. In his time with the Crimson, Eklund's goaltenders set school records in wins, saves and starts, and also won the 2015 ECAC tournament. As a goaltender, Eklund skated in one regular-season NHL contest (Nov. 8, 2005) over his six-year professional career. He was awarded a Stanley Cup ring as he served as Tampa Bay's third goalie during the 2004 Playoffs. Eklund was drafted in the seventh-round, 226th overall in the 2000 NHL Draft. The 43-year-old netminder spent two professional seasons with the Springfield Falcons and one with the Providence Thunderbirds (AHL). Eklund played in 73 games posting a 3.95 GAA and .874 SV% in his American Hockey League career. He spent his three seasons in the ECHL with the Pensacola Ice Pilots and Johnstown Chiefs, recording 83 games played, posting a

3.15 GAA and .916 SV%. The goaltender set the record for most minutes played in one season (3,724), saves in one season (2,194) and most saves in a playoff game (83; 2-1 2OT loss) during the 2003-04 ECHL season. Born in Braintree, MA on May 24, 1980, Eklund played four seasons of collegiate hockey, 1998-2002, with Brown University. Eklund owns a goalie school designed to develop aspiring goalies called Massachusetts Crease.

COACHING RECORD

YEAR	TEAM	LEAGUE	REGULAR SEASON					PLAYOFFS			
			GC	W	L	O/T	PTS	PCT	GC	W	L
2013-14	Harvard	NCAA					Goaltending Coach				
2014-15	Harvard	NCAA					Goaltending Coach				
2015-16	Harvard	NCAA					Goaltending Coach				
2016-17	Boston Univ.	NCAA					Goaltending Coach				
2017-18	Boston Univ.	NCAA					Goaltending Coach				
2018-19	Boston Univ.	NCAA					Goaltending Coach				
2019-20	Boston Univ.	NCAA					Goaltending Coach				
2020-21	Binghamton	AHL					Goaltending Coach				
2021-22	Utica	AHL					Goaltending Coach				
2022-23	Utica	AHL					Goaltending Coach				

PLAYING RECORD

REGULAR SEASON											PLAYOFFS						
YEAR	TEAM	LEAGUE	GP	W	L	O/T	MIN	GA	SO	AVG	GP	W	L	MIN	GA	SO	AVG
2002-03	Springfield	AHL	1	-	-	-	-	-	-	1	-	-	-	-	-	-	-
	Pensacola	ECHL	19	10	6	0	-	-	-	3.66	-	-	-	-	-	-	-
2003-04	Springfield	ECHL	62	38	17	7	-	-	-	3.01	5	-	-	-	-	-	2.88
2004-05	Springfield	AHL	43	-	-	-	-	-	-	3.01	-	-	-	-	-	-	-
2005-06	Tampa Bay	NHL	1	0	1	0	58	3	0	3.09	-	-	-	-	-	-	-
	Springfield	AHL	17	5	11	1	-	-	-	4.21	-	-	-	-	-	-	-
	Johnstown	ECHL	2	-	-	-	-	-	-	3.23	-	-	-	-	-	-	-
	Providence	AHL	12	3	6	1	-	-	-	3.52	-	-	-	-	-	-	-
	NHL TOTALS		1	0	1	0	58	3	0	3.09	-	-	-	-	-	-	-



MEGHAN DUGGAN — DIRECTOR, PLAYER DEVELOPMENT

Promoted to Director, Player Development on May 31, 2022. Duggan was previously hired by Fitzgerald for the newly created role of Manager, Player Development in May of 2021. She manages all levels of the club's development department, evaluating all on-ice and off-ice information. Duggan will drive the organization's plans on the design, improvement, and execution of progress plans for all players in the system. Her staff will be responsible for reviewing schedules and synthesizing information regarding all AHL players and prospects, while assessing them through in-person and video scouting. Duggan will coordinate the work of the Athlete Care group with the development of the organization's prospects. Duggan is one of the most successful players in international hockey history, having won eleven medals (eight gold & three silver) for Team USA in international play. In the Olympic

Winter Games, Duggan captured three medals: winning silver in 2010 at Vancouver and 2014 in Sochi (where she served as Captain), and triumphantly captured gold in a 2018 rematch with Canada at PyeongChang (where she was once again captain). In eight IIHF Women's World Championships, she was part of seven World Championship squads (2008-09, 2011, 2013 & 2015-17) and finished runner up once (2007). Duggan played collegiately at Wisconsin, and played with the Boston Blades (CWLH) and with the Buffalo Beauts/ Boston Pride (NWLH). She was recently named President of Women's Sports Foundation and is on the NHL's Player Inclusion Committee. Duggan has served as a member of the Professional Women's Hockey Players Association (PHWPA), USA Hockey's Board of Directors, and Women's Advisory Committee. She has used her platform throughout her career for mentorship and motivational speaking with a focus on gender equality, diversity & inclusion, leadership, LGBTQ+ advocacy and teamwork.

**ESA PIRNES**

European Development Coach

**MARK VOAKES**

Development Coach

SCOTT CLEMMENSEN — DIRECTOR, GOALTENDING DEVELOPMENT



Entering ninth season as a member of the Devils' development staff; Named to current position June 30, 2015; joined coaching staff following a 14-season professional playing career, including eight seasons over three stints with the Devils' organization. Split 2014-15 campaign by appearing in 27 games with Albany (AHL) and three contests with New Jersey. He saw action in 191 career NHL games with New Jersey, Toronto, and Florida, posting a 73-59-24 mark with seven shutouts and a 2.79 goals-against average. With New Jersey he totaled 68 games played, with a record of 32-19-6, four shutouts and a 2.60 GAA. Clemmensen had his best season in 2008-09, when he finished first among New Jersey netminders with 40 games played, 25 victories and a 2.39 GAA. He re-signed with the Devils, July 1, 2014 after spending the previous five seasons with the Panthers' organization, which included time with San Antonio (AHL). He also appeared in six games for Team USA at the 2010 World Championships. He played one season, 2007-08, with the Maple Leafs' organization, after signing as a free agent July 6, 2007. Clemmensen made his pro debut October 6, 2001 after four seasons at Boston College (HE). Helped lead Eagles to

2001 Hockey East and NCAA Championships. Clemmensen was named to 2001 NCAA Championship All-Tournament Team and 1998 Hockey East All-Rookie Team. He led conference with 30 wins his senior season, and also paced the league in games played, minutes and shutouts on two occasions. He played his junior hockey at Des Moines (USHL), and was New Jersey's seventh choice (eighth round), and 215th overall selection in the 1997 NHL Entry Draft. He served as staff member for 2023 USA Hockey National Goaltending Camp while supporting development for 24 invitees, ages 16-23. Clemmensen was born July 23, 1977 in Des Moines, IA. Scott and his wife, Vanessa, have two daughters, Olivia and Julia.

PLAYING RECORD

PERFORMANCE																	
YEAR	TEAM	LEAGUE	REGULAR SEASON							PLAYOFFS							
			GP	W	L	O/T	MIN	GA	SO	AVG	GP	W	L	MIN	GA	SO	AVG
1995-96	Des Moines	USHL	20	10	7	1	1082	62	0	3.44	-	-	-	-	-	-	-
1996-97	Des Moines	USHL	36	22	9	2	2042	111	1	3.26	4	1	2	200	9	1	2.70
1997-98	Boston College	HE	37	24	9	4	2205	102	*4	2.78	-	-	-	-	-	-	-
1998-99	Boston College	HE	*42	26	12	4	*2507	120	1	2.87	-	-	-	-	-	-	-
1999-00	Boston College	HE	29	19	7	0	1610	59	*5	2.20	-	-	-	-	-	-	-
2000-01	Boston College	HE	*39	*30	7	2	*2312	82	3	2.13	-	-	-	-	-	-	-
2001-02	DEVILS	NHL	2	0	0	0	20	1	0	3.00	-	-	-	-	-	-	-
	Albany	AHL	29	5	19	4	1677	92	0	3.29	-	-	-	-	-	-	-
2002-03	Albany	AHL	47	12	24	8	2694	119	1	2.65	-	-	-	-	-	-	-
2003-04	Albany	AHL	22	5	12	4	1309	67	0	3.07	-	-	-	-	-	-	-
	DEVILS	NHL	4	3	1	0	238	4	2	1.01	-	-	-	-	-	-	-
2004-05	Albany	AHL	46	13	25	5	2645	124	2	2.81	-	-	-	-	-	-	-
2005-06	DEVILS	NHL	13	3	4	2	627	35	0	3.35	1	0	0	7	0	0	0.00
	Albany	AHL	1	0	1	0	59	5	0	5.05	-	-	-	-	-	-	-
2006-07	DEVILS	NHL	6	1	1	2	305	16	0	3.15	-	-	-	-	-	-	-
	Lowell	AHL	1	1	0	0	60	0	1	0.00	-	-	-	-	-	-	-
2007-08	Toronto	AHL	40	23	14	2	2363	96	1	2.44	17	8	9	992	50	0	3.02
	Toronto	NHL	3	1	1	0	154	10	0	3.90	-	-	-	-	-	-	-
2008-09	DEVILS	NHL	40	25	13	1	2356	94	2	2.39	-	-	-	-	-	-	-
	Lowell	AHL	12	6	5	1	707	40	0	3.39	-	-	-	-	-	-	-
	United States	WC-A	-	-	-	-	-	-	-	-	-	-	-	-	-	-	-
2009-10	Florida	NHL	23	9	8	2	1215	59	1	2.91	-	-	-	-	-	-	-
	United States	WC-A	6	3	3	0	347	9	1	1.56	-	-	-	-	-	-	-
2010-11	Florida	NHL	31	8	11	7	1696	74	1	2.62	-	-	-	-	-	-	-
2011-12	Florida	NHL	30	14	6	6	1566	67	1	2.57	3	1	2	179	7	0	2.35
	San Antonio	AHL	1	1	0	0	60	1	0	1.00	-	-	-	-	-	-	-
2012-13	Florida	NHL	19	3	7	2	866	53	0	3.67	-	-	-	-	-	-	-
2013-14	San Antonio	AHL	11	4	7	0	652	31	1	2.85	-	-	-	-	-	-	-
	Florida	NHL	17	6	7	1	914	47	0	3.09	-	-	-	-	-	-	-
2014-15	DEVILS	NHL	3	0	0	1	102	8	0	4.71	-	-	-	-	-	-	-
	Albany	AHL	27	12	11	2	1558	58	2	2.23	-	-	-	-	-	-	-
	DEVILS TOTALS		68	32	19	6	3648	158	4	2.60	1	0	0	7	0	0	0.00
	NHL TOTALS		191	73	59	24	10059	468	7	2.79	4	1	2	186	7	0	2.26

Hockey East All-Rookie Team (1998) • NCAA Championship All-Tournament Team (2001)

*Led League

Signed as a free agent by Toronto, July 6, 2007. Signed as a free agent by DEVILS, July 10, 2008. Signed as a free agent by Florida, July 1, 2009. Signed as a free agent by DEVILS, July 1, 2014.

ERIC WEINRICH — DEVELOPMENT COACH



Entering eighth season as a member of the Devils' development staff; named to current post September 20, 2015. He served six seasons with the Sabres' organization, including time spent as director of player development (2011-12), NHL scout (2012-13 to '13-14) and assistant coach with AHL's Portland Pirates (2008-09 to '10-11). A defenseman, completed his 20-year professional playing career in 2008 after two seasons with Portland. Career NHL totals showed 70g-318a-388pts and 825 penalty minutes in 1,157 regular-season appearances. His first full season with New Jersey in 1990-91, became first player in team history named to NHL All-Rookie Team. While with Utica Devils (AHL), received 1990 Eddie Shore Award as AHL's best defenseman and was named to league's First All-Star Team. Represented United States at the 1988 Olympic Winter Games, 1991 Canada Cup, 2004 World Cup, 10 World Championships and two World Junior Championships. He was New Jersey's second choice and 32nd overall selection in the 1985 Entry Draft. He played three seasons, 1985-86 through 1987-88 at Maine (HE), scoring 16g-54a-70pts in 83 games. Played high school hockey at North Yarmouth Academy (ME). Eric and his wife, Tracy, have two children; son, Ben, and daughter, Emily. Weinrich was born December 19, 1966 in Roanoke, VA.

PLAYING RECORD

YEAR	TEAM	LEAGUE	REGULAR SEASON						PLAYOFFS					
			GP	G	A	PTS	PIM		GP	G	A	PTS	PIM	
1987-88	Maine	HE	8	4	7	11	22		-	-	-	-	-	
	United States	Olym.	6	0	0	0	0		-	-	-	-	-	
1988-89	Utica	AHL	80	17	27	44	70		5	0	1	1	8	
	DEVILS	NHL	2	0	0	0	0		-	-	-	-	-	
1989-90	Utica	AHL	57	12	48	60	38		-	-	-	-	-	
	DEVILS	NHL	19	2	7	9	11		6	1	3	4	17	
1990-91	DEVILS	NHL	76	4	34	38	48		7	1	2	3	6	
	United States	WC-A	10	2	1	3	6		-	-	-	-	-	
1991-92	DEVILS	NHL	76	7	25	32	55		7	0	2	2	4	
1992-93	Hartford	NHL	79	7	29	36	76		-	-	-	-	-	
	United States	WC-A	6	0	1	1	0		-	-	-	-	-	
1993-94	Hartford	NHL	8	1	1	2	2		-	-	-	-	-	
	Chicago	NHL	54	3	23	26	31		6	0	2	2	6	
	United States	WC-A	6	0	1	1	0		-	-	-	-	-	
1994-95	Chicago	NHL	48	3	10	13	33		16	1	5	6	4	
1995-96	Chicago	NHL	77	5	10	15	65		10	1	4	5	10	
1996-97	Chicago	NHL	81	7	25	32	62		6	0	1	1	4	
	United States	WC-A	6	0	4	4	2		-	-	-	-	-	
1997-98	Chicago	NHL	82	2	21	23	106		-	-	-	-	-	
	United States	WC-A	6	0	2	2	16		-	-	-	-	-	
1998-99	Chicago	NHL	14	1	3	4	12		-	-	-	-	-	
	Montreal	NHL	66	6	12	18	77		-	-	-	-	-	
	United States	WC-A	6	1	2	3	2		-	-	-	-	-	
1999-00	Montreal	NHL	77	4	25	29	39		-	-	-	-	-	
	United States	WC-A	7	0	2	2	4		-	-	-	-	-	
2000-01	Montreal	NHL	60	6	19	25	34		-	-	-	-	-	
	Boston	NHL	22	1	5	6	10		-	-	-	-	-	
2001-02	United States	WC-A	9	0	2	2	8		-	-	-	-	-	
	Philadelphia	NHL	80	4	20	24	26		5	0	0	0	4	
2002-03	United States	WC-A	3	0	1	1	2		-	-	-	-	-	
	Philadelphia	NHL	81	2	18	20	40		13	2	3	5	12	
2003-04	Philadelphia	NHL	54	2	7	9	32		-	-	-	-	-	
	St. Louis	NHL	26	2	8	10	14		5	0	1	1	0	
2004-05	United States	W Cup	2	0	0	0	0		-	-	-	-	-	
	United States	WC-A	4	0	0	0	8		-	-	-	-	-	
2004-05	EC Villacher SV	Aus.	10	3	8	11	8		3	0	1	1	6	
2005-06	St. Louis	NHL	59	1	16	17	44		-	-	-	-	-	
	Vancouver	NHL	16	0	0	0	8		-	-	-	-	-	
2006-07	Portland	AHL	36	2	12	14	34		-	-	-	-	-	
2007-08	Portland	AHL	52	1	7	8	68		-	-	-	-	-	
DEVILS TOTALS			173	13	66	79	114		20	2	7	9	27	
NHL TOTALS			1157	70	318	388	825		81	6	23	29	67	

Hockey East First All-Star Team (1987) • NCAA East Second All-American Team (1987) • Won Eddie Shore Award (AHL Outstanding Defenseman) (1990) • AHL First All-Star Team (1990) • NHL All-Rookie Team (1991)

Traded to Hartford by DEVILS with Sean Burke for Bobby Holik and Hartford's second-round choice (Jay Pandolfo) in 1993 Entry Draft, August 28, 1992. Traded to Chicago by Hartford with Patrick Poulin for Steve Larmer and Bryan Marchment, November 2, 1993. Traded to Montreal by Chicago with Jeff Hackett, Alain Nasreddine and Tampa Bay's fourth-round choice (Chris Dymont) in 1999 Entry Draft for Jocelyn Thibault, Dave Manson and Brad Brown, November 16, 1998. Traded to Boston by Montreal for Patrick Traverse, February 21, 2001. Signed as a free agent by Philadelphia, July 5, 2001. Traded to St. Louis by Philadelphia for St. Louis' fifth-round choice (Gino Pisellini) in 2004 Entry Draft, February 9, 2004. Signed as a free agent by Villacher (Aus.) February 14, 2005. Traded to Vancouver by St. Louis for Tomas Mojzis and Vancouver's third-round choice (later traded to DEVILS-Vladimir Zharkov) in 2006 Entry Draft, March 9, 2006.



PAUL CASTRON — VICE PRESIDENT, AMATEUR SCOUTING

Named Vice President, September 2019. He completed eighth season with Devils' organization; named to post July 31, 2015. Castron" before oversees all aspects of the club's amateur scouting operations. Castron joined the club after spending the previous 16 seasons with the Columbus Blue Jackets, including the last nine as director of amateur scouting. He was promoted to that position July 21, 2006 and built a talented pool of young players considered among the most respected in the league. He was previously named the Blue Jackets' director of player development in 2002, where he managed the progress of the team's prospects, including those at the minor league level. Castron first joined Columbus in 1999-00 as an amateur scout. He also served the Ottawa Senators as an amateur scout for eight years, 1991 to 1999.

He played professionally at the minor league level and in Europe, including four years as a player/coach in Sweden prior to joining the Senators' staff. He spent four seasons collegiately, 1981-82 through 1984-85, at St. Lawrence University (ECAC), where he totaled 56g-86a-142pts and 135 penalty minutes in 131 career games, and earned a degree in sociology. He was born May 23, 1962 in Toronto, Ont. Paul and his wife, Terri, reside in Michigan, and are the proud parents of twins Kuper and Madison.

HEAD SCOUTING STAFF

NIKLAS EVERTSSON
Head of European Scouting



GREG ROYCE
Head of CHL Scouting



SCOTT LACHANCE
Head of US Scouting



DAKOTA KEENE
Manager,
Amateur Scouting Operations

AMATEUR SCOUTING STAFF



PATRICK CHARBONNEAU



GLEN DIRK



JOE FERRAS



MICHAEL SDAO



STEVE SMITH

AMATEUR SCOUTING STAFF – EUROPE



MISHA MANCHIK



SERGEI NEMCHINOV



TOMI SINISALO



VACLAV SLANSKY, JR.

ANDERS NILSSON
European Goalie Scout

PRO SCOUTING STAFF

AL SANTILLI
Director Player
PersonnelRYAN BREEN
Manager,
Pro Scouting Operations/
Pro ScoutJIM MILL
Head of Free Agent
Scouting/Recruitment

PETER HORACHEK



ANDRE SAVARD



BRIAN STRAIT

**DR. ANGUS MUGFORD — SENIOR VICE PRESIDENT,
PLAYER DEVELOPMENT AND PERFORMANCE**

Joined organization in newly created role, May 31, 2022. Mugford oversees synergies between Athlete Care and Player Development departments to ensure focus on care for players across all levels of the organization. Mugford spent the previous seven years, 2015-22, with Major League Baseball's Toronto Blue Jays as Vice President, High Performance. He spearheaded the creation and growth of one of MLB's first-ever sports science departments, integrating a team of medical specialists within Toronto's player development system. Mugford also helped lead the design of the Blue Jays world-class player development facility in Florida, as well as innovation in coaching and player development. During that time, the High Performance group grew to 60 staff members, working with 250 players and guiding the organization on

player evaluation. Toronto's farm system had been ranked among the top seven in four out of the past five years by MLB.com, as the system graduated top players to the MLB squad including Vladimir Guerrero, Jr., Bo Bichette, and Alek Manoah. Mugford's department focused on sports science, sports medicine, nutrition, psychology, strength and conditioning and performance goals. Prior to the Blue Jays, Mugford spent 11 years, 2004-2015, at IMG Academy in Florida, where he directed the Mental Conditioning department and ran player development programs including IMG Bollettieri Tennis, golf, soccer, baseball, basketball, football, lacrosse, and track & field. Additionally, he was the lead consultant to provide professional and elite athletes individual and group mental conditioning programming (specifically from the NFL, NBA, MLB, WTA & ATP tennis tours). He also led the mental performance component for the U.S. Military Special Operations Command (SOCOM) Human Performance program.

CHRIS STACKPOLE — VICE PRESIDENT, ATHLETE CARE

Promoted to role, August, 2019, worked the two prior seasons with the training staff. In his role, he oversees Medical Care, Performance Science, Rehab and Strength & Conditioning functions, which includes managing our training staff, strength and conditioning coaches and medical personnel. Stackpole is responsible for accumulating all of the necessary information and opinions and reporting to management and Head Coach Lindy Ruff on a consistent basis. He is the key contact for communication and a driving force to invest in positions and resources to make sure the investments we are making on the ice translate to optimal performance. Previously worked in a similar capacity with the Portland Trail Blazers.

**JOE LORINCZ — STRENGTH/CONDITIONING COACH**

Named to current position Aug. 18, 2015; joined Devils with more than 11 years of experience in strength and conditioning, including six seasons with Wilkes-Barre/Scranton (AHL). His responsibilities with New Jersey include the implementation of off-ice workouts, nutritional counseling and reconditioning of injured players as well as overseeing all strength programs. His professional hockey experience also includes off-ice training for the Anaheim Ducks prospect conditioning camp over consecutive summers, 2007-08. He served as graduate assistant at Springfield College (MA) from 2008-09, working with school's volleyball and lacrosse programs. He previously directed strength and conditioning programs for softball, baseball, field hockey, basketball and soccer at American International College (Springfield,

MA) in 2007-08. He spent time as a strength/conditioning coach intern at Boston University (MA). He also was a volunteer at both Northeastern (MA) and Bryant (Smithfield, RI) Universities. He worked three summers, 2007-09, at Mike Boyle Strength and Conditioning (Woburn, MA), a well-respected program with more than 25 instructors who have moved on to careers with college and professional sports teams. Lorincz spent five summers, 2005-09, at Milton Academy (MA). Received his Masters of Education in Exercise Science from Springfield College, where he also worked as a physical therapy teaching assistant. He earned a Bachelor of Science degree in Exercise Science from the University of Massachusetts-Boston. He was born October 2, 1982 in Attleboro, MA.

BRIAN SMITH — MASSAGE THERAPIST



In 12th season with the Devils' organization and 24th year as a massage therapist. He specializes in active release therapy, kinesio taping, neuromuscular therapy and visceral manipulation. His experience includes more than 30 events, organizations and individual professional athletes; has served 21 schools during the NCAA swimming championships since 2003, the Big East swimming championships since 2002 and the Olympic Swimming Trials in 2004 and 2008. Most recently, he worked for Virginia Tech at 2011 NCAA wrestling championships. He spent time with the New York Football Giants (1994-96), Rutgers University swimming and diving team (1999-2010) and the New Jersey Repertory Ballet Company (1995) From September-November 2001, volunteered at the World Trade Center for both rescue workers and dogs. Smith served as an emergency medical technician for Exxon and has taught massage therapy, first aid and CPR since 1993. A certified equine sports massage therapist, Smith studied at both Rutgers University and Chapman College (Orange, CA). Served in the

U.S. Marine Corps for four years. He received training at Somerset (NJ) School of Massage Therapy. Brian and his wife, Barbara, reside in Center Valley, PA.

CHRISTOPHER SCOPPETTO — HEAD EQUIPMENT MANAGER



Entering his eighth season with the New Jersey Devils, seventh as Head Equipment Manager. He held same position for Team USA at the 2017 & 2022 IIHF World Championship. Scoppetto led entire Devils Equipment staff as Eastern Conference representatives at 2022 NHL All-Star Game in Las Vegas. Before joining the Devils, he spent eight seasons, 2008-2016, as head equipment manager for the Florida Panthers. He represented the United States at the 2011 IIHF World Championships in Bratislava, Skv., and 2004 World Cup of Hockey. The Hamden, CT native was the Detroit Red Wings assistant equipment manager from 2004-2008, earning a Stanley Cup ring in 2008. The AEMA certified equipment manager worked in a similar capacity for the Nashville Predators from their 1998-99 Inaugural Season through 2003-04. He worked the 2004 NHL All-Star Game in St. Paul, MN. Started NHL career with Phoenix Coyotes in their Inaugural Season, 1996, to 1998. He was given

the nickname "Frosty" by the late Brad McCrimmon. Scoppetto was equipment assistant for the Phoenix Roadrunners (IHL) from 1992-1996. He worked 1993 IHL All-Star Game in Phoenix, AZ. He began working as a stick boy with the New Haven Nighthawks (AHL) from 1987-1992. Is the Godfather to US Hockey Hall of Famer Keith Tkachuk's daughter, Taryn. Scoppetto graduated with a BS in Exercise Science/Business Minor from Arizona State University. Chris, wife Trekka, son Brekken, and daughter Lokken enjoy visiting family in Traverse City, MI and Cape Cod, MA.



SCOTT STANHBEL
Head Athletic Trainer



MICHAEL COYNE
Head Physical Therapist/
Assistant Athletic Trainer



KATIE DAVIS
Assistant Athletic Trainer/
Physical Therapist, New Jersey



ANDREW SCHMIDT
Asst. Equipment Mgr.



NATHAN BELLIVEAU
Asst. Equipment Mgr.



BRENT OVERKAMP
Asst. Equipment Mgr.



DAMION PARMELEE
Equipment Manager, Utica



BOBBY GIULIANO
Asst. Equipment
Manager, Utica



MATT SALMEN
Athletic Trainer, Utica



MOLLY HARKINS
Asst. Athletic Trainer, Utica



MATIAS SARVELA
Strength & Conditioning Coach, Utica





MARIE CARNEVALE
Director of Hockey
Administration



KRISTIN FARINA
Director of Hockey Finance



SCOTT LITWACK
Director, Hockey Operations/
Assistant General Manager,
Utica Comets



CHRISTINE GARCIA
Director, Team Management
/ Executive Assistant to the
EVP/GM




JERRY DINEEN
Head Video Coach




IAN GREENWALD
Video Coach



JAMES LIPSCOMB
Facilitator, Hockey
Information & Operations



JOSH GAGNON
Video Coach, Utica

TYLER DELLOW — SENIOR VICE PRESIDENT STRATEGY/ANALYTICS

Joined organization on April 3, 2019 to lead an analytics team that works across all hockey operations departments to collaboratively enhance the planning and execution of focused initiatives. Dellow previously served as a Staff Writer for The Athletic focusing on analytics in the hockey community. He has been a featured speaker at numerous sports analytics conferences including the M.I.T. Sloan Sports Analytics Conference. In August of 2014, Dellow was hired as an Analytics Consultant for the Edmonton Oilers, a position he held for two years. Prior to his time in Edmonton, Tyler served as a lawyer based in Toronto, practicing civil litigation, after earning his law degree at the University of Toronto in 2006. He was the founder of mc79hockey.com which was one of the first analytics-based blogs for hockey. He pioneered work in advanced stats, including research that is prevalent today.



MATT CANE
Director



JARED LUNS福德
Data Scientist



JON FUNG
Software Developer



CRAIG LEWIS
Software Developer



AUSTIN WALLACE
Data Engineer

PETE ALBIETZ — SENIOR VICE PRESIDENT, COMMUNICATIONS & TEAM OPERATIONS, NEW JERSEY DEVILS/ PRUDENTIAL CENTER



Entering 21st season with Devils' Communications Department; took over communications across all Devils & Prudential Center sports, entertainment and business platforms in addition to team operations focuses in July 2021. He spent five seasons as Vice President, Hockey Communications and Team Operations and five more as Director, Communications/Team Services; has served in various roles throughout the department, including assistant director, manager and communications coordinator since joining organization in September 2002. Albietz oversees all media, operations, travel, PR and business associations regarding the team, Prudential Center and executives. He has been involved in every aspect of the department including

team operations, corporate communications, media relations, team services, business operations, broadcasting, scheduling, contract negotiations, publications, content, charitable endeavors, social media, and web. He served as sales & marketing manager for Fan Guide, Inc.; coordinated editorial, advertising and marketing of publications and projects for NFL teams, 2001 MLB All-Star Game, NHL and major college conferences, November 2000 through summer 2002. Albietz graduated cum laude from Seton Hall University with a bachelor of science in sports management/business administration with a minor in history in 2001; inducted as part of inaugural class of sport management honor society-Alpha Chi Lambda. During college, he served internship with Major League Baseball's Public Relations Department, Office of the Commissioner, including the 1999 World Series. Born in Point Pleasant, NJ, he grew up in Brick, NJ. Married, his wife's name is Jackie and the couple has two children, eleven-year-old Peter James and five-year old, Penelope Rose.



NICK BLACKMAN
Senior Manager, Team Operations
& Hockey Communications



CAELA McLOUGHLIN
Manager, Player,
Family & Alumni Initiatives



KYLE McKENNA
Statistician, Hockey Information
& Publications



BILL HANOUSEK
Manager, Entertainment
Communications- Prudential Center



MEGAN LEY
Manager,
Corporate Communications





Prudential Center is the world-class sports and entertainment venue located in downtown Newark, New Jersey. Opened in October 2007, the state-of-the-art arena is the home of the National Hockey League's (NHL) three-time Stanley Cup Champion New Jersey Devils, Seton Hall University's NCAA Division I Men's Basketball program, and more than 210 concerts, family shows and special events each year.

Kansas City-based HOK Sport+Venue+Entertainment, a renowned leader in sports facility design and construction, served as the project architect. The exterior of the building was designed by Morris Adjmi Architects of New York City and is based on the rich history of Newark – the nation's third-oldest major city. Newark's El Taller Colaborativo, among the largest and fastest-growing minority-owned architectural firms in the northeastern United States, also collaborated on the project.

Prudential Center recently celebrated its 15th year and has enjoyed a meteoric rise to the top of the sports and entertainment industry. "The Rock" is an industry leader, not only in New Jersey, but worldwide, hosting over two-million guests annually. Ranked in the Top five globally by *Pollstar*, *Billboard* and *Venues Today*, Prudential Center is recognized as one of the premier venues not only in the United States but in the World. It has also become one of the hottest venues of its size in the United States and hosts diverse programming which includes K-Pop, Latin, R&B, Hip-Hop, Rock, Pop, and much more. In the past two years, Prudential Center has established itself as the "North American Home of K-Pop" and a must-play Northeast destination for Latin acts. Additionally, the building's burgeoning sports properties business includes the Never Forget Tribute Classic and Legacy Classic for HBCU's, Championship Boxing, along with college wrestling and professional wrestling.

Part of Newark's Downtown Core District Redevelopment Plan, Prudential Center is bound by Edison Place on the north, Lafayette Street on the south, Mulberry Street on the east, and off Broad Street on the west.

Prudential Center is located just two city blocks from Newark's Penn Station, and is among the most accessible sports venues in the country, serviced by New Jersey Transit's rail and bus lines, PATH, light rail and AMTRAK.

Prudential Center is a multi-purpose venue that holds 16,514 fans for hockey, and serves as the home to Seton Hall University Men's Basketball in the Big East Conference.

Versatile enough to hold any sized event with more loading docks and storage space than its competitors, Prudential Center is capable of hosting concerts, comedy shows, mixed martial arts events, World Championship Boxing, family shows, conventions, corporate and private events, ice shows and more with some of the quickest load-in and load-out times in the world.

Over the last several years, Prudential Center has hosted the 2012 NHL Stanley Cup Finals and professional basketball games including the New Jersey Nets and the New York Liberty. Prudential Center also hosted the 2019, 2022 & 2023 MTV VMAs, UFC 288, 2013 NHL Entry Draft, the 2011/2012 NBA Drafts, the 2011 NCAA Men's Basketball East Regionals, 2009 WWE Hell in a Cell, 2016-2022 Never Forget College Basketball Classic, 2021 & 2022 Legacy Classic, Rolling Stones, Elton John, Taylor Swift, Bruce Springsteen, Garth Brooks, Andrea Bocelli, Bruno Mars, Foo Fighters, The Who, My Chemical Romance, Iron Maiden, Justin Bieber, Pitbull, Paul McCartney, Shawn Mendes, Michael Buble, Justin Timberlake, Bad Bunny, Kevin Hart, Chris Rock, Sebastian Maniscalco, BTS, BLACKPINK, ATEEZ, NCT 127, Stray Kids, Post Malone, Marc Anthony, and Daddy Yankee. The Rock has also hosted a speech by President Barack Obama, First Lady Michelle Obama, Newark Mayor Ras Baraka and former New Jersey Governor Chris Christie's respective inauguration parties.

The Devils' practice facility – RWJBarnabas Health Hockey House – is located along Lafayette Street. Prudential Center is one of only four National Hockey League arenas to have a connecting practice rink. It also serves as a home for many youth, high school and adult hockey programs and in New Jersey.

Prudential Center features a four-level seating bowl, four sideline suites, and two exclusive club level lounges. There are 74 suites spanning two private concourses, along with two larger party suites.

On Suite Level One, The Lofts are a premium space inspired by the classic styling of old New Jersey and overlooks the arena floor on the north end. The Lofts deliver exceptional views, outstanding aesthetics, all-inclusive dining and an unparalleled overall event experience. The 350-seat restaurant on the south end overlooks both the main rink and RWJBarnabas Health Hockey House. The restaurant offers extraordinary cuisine while watching events from an outstanding viewpoint.

In 2017, Prudential Center, along with LED solutions company Trans-Lux, unveiled the largest, in-arena, center-hung scoreboard in the world at that time. At 88,401 pounds, 9,584.9 square feet and almost four stories tall, the massive scoreboard contains 29,610,024 SMD pixels.

Some of Prudential Center's best features are its ultra-wide concourses which allow for ease of movement, and an array of superb food options (including the first gluten-free offerings in an arena). Carefully designed sightlines create spectacular views from every seat while giving visitors an intimate feel for the action.

The fan experience begins outside Prudential Center in Championship Plaza, a brickpaved, fan message-driven courtyard. Championship Plaza features a 22-foot tall, three-ton, metal "Ironman" hockey player statue and live entertainment with a block-party atmosphere during FanFest celebrations and pre-event attractions.

The GRAMMY Museum Experience™ Prudential Center is housed within Prudential Center. The Experience marks the first GRAMMY Museum outpost to be built on the East Coast and, similar to the original GRAMMY Museum in Los Angeles, the Experience is dedicated to exploring the past, present and future of music, and the cultural context from which it emerges, while casting a focused spotlight on the deep musical roots of New Jersey.

Prudential Center's parent company Harris Blitzer Sports & Entertainment also owns and operates White Eagle Hall located in Jersey City, New Jersey. Originally constructed in 1910 and reopened in 2017 after a multi-year, multi-million-dollar renovation, the 8,000-square-foot live performance and private event venue can fit up to 800 guests. HBSE was also selected to restore and maximize another iconic Jersey City venue, the Loew's Theatre which is anticipated to re-open in 2025.

-
- 2/09/04 The National Hockey League's New Jersey Devils send a letter of intent for the relocation of the team to Newark.
 - 2/02/05 Devils and Newark formally sign agreement on the team's new arena.
 - 10/03/05 Groundbreaking ceremony takes place near Lafayette Street at the arena site.
 - 1/08/07 Devils Arena Entertainment (DAE) announces a 20-year naming-rights partnership with Prudential Financial; team's new home will be known as "Prudential Center."
 - 5/17/07 Seton Hall University announces that Prudential Center will be the new home of the Pirates men's basketball team.
 - 10/25/07 Ribbon-cutting ceremony takes place at Prudential Center's Lafayette Street Tower. Later that evening, Bon Jovi performs, marking the facility's first event.
 - 10/27/07 The Devils play their first-ever game at Prudential Center vs. the Ottawa Senators. Brian Gionta scores the team's first goal in its new home.
 - 9/11/08 Devils' practice facility formally introduced as "AmeriHealth Pavilion at Prudential Center," during ribbon-cutting ceremony.
 - 10/03/09 Ribbon-cutting ceremony takes place at Championship Plaza, an outdoor area celebrating the team's rich history and tradition.
 - 10/04/09 The inaugural WWE Hell in a Cell pay-per-view event takes place at Prudential Center.
 - 3/25/11 Prudential Center hosts 2011 Division 1 NCAA men's basketball East Regional Finals.
 - 6/23/11 Prudential Center hosts the 2011 NBA Draft, marking the first time in over ten years that the event was held outside of New York.
 - 5/02/12 New Jersey's Bruce Springsteen and the E Street Band conclude the 20-show leg of their U.S. tour at Prudential Center.
 - 5/30/12 Prudential Center hosts game one of the 2012 Stanley Cup Finals between the Devils and Los Angeles Kings.
 - 9/24/12 Courtyard by Marriott at Prudential Center opens its doors along Broad Street. It is the first new hotel in downtown Newark in four decades.
 - 12/15/12 Prudential Center closes out the second of two sold-out Rolling Stones concerts, including a worldwide pay-per-view event.
 - 6/30/13 Prudential Center hosts the 2013 NHL Entry Draft.
 - 3/16/16 Practice rink renamed "Barnabas Health Hockey House." Transitioned to RWJBarnabas Health Hockey House for 2016-17 season.
 - 10/20/17 The GRAMMY Museum Experience™ Prudential Center opened its doors to the public.
 - 12/1-3/17 Garth Brooks performs three straight sold out shows at Prudential Center.
 - 2017-18 Prudential Center unveils the largest video screen in the National Hockey League and the biggest in any North American arena.
 - 8/26/19 MTV hosts the 36th annual VMAS at Prudential Center. Performers include Bad Bunny, Taylor Swift, Camila Cabello, J Balvin, Lil Nas X, Lizzo, Rosalía, Normani, Big Sean featuring A\$AP Ferg, H.E.R., Ozuna, and Shawn Mendes.
 - 2/25/22 As part of his Farewell Yellow Brick Road Tour, Elton John performs at Prudential Center.
 - 8/28/22 MTV hosts the 39th annual VMAS at Prudential Center. Performers include Red hot Chili Peppers, Nicki Minaj, Lizzo, Jack Harlow, Eminem & Snoop Dogg, BLACKPINK, Panic at the Disco and more.
 - 9/12/23 MTV hosts 40th annual VMAs for the third time in four years at Prudential Center. Acts featured Nicki Minaj, Maneskin, Cardi B, Olivia Rodrigo, Lil' Wayne, Shakira, Diddy & more.BLACKPINK, Panic at the Disco and more.

Make sure expert primary care is part of your game plan.

RWJBarnabas Health Medical Group offers residents an exceptional network of primary care physicians to not only treat you when you are sick, but guide you to improved health and wellness. Virtual and in-person visits available.

A primary care provider is your partner in:

-  The treatment of common illnesses and injuries
-  Reaching weight loss and wellness goals
-  Facilitating an annual physical and ordering appropriate tests and blood work
-  Mental health screenings
-  Medication management
-  Managing chronic health conditions like diabetes, arthritis, high blood pressure and lupus


Visit rwjbh.org/medgroupprimarycare to find a provider near you.

RWJBarnabas
HEALTH

Let's be healthy together.

RWJBarnabas Health is
the official health care provider
of the New Jersey Devils.






2023-24 NEW JERSEY DEVILS

NEW JERSEY DEVILS



Prudential Center



KEVIN BAHL

88 | DEFENSEMAN



NO. 88 | HT: 6'6" | WT: 230 LBS | SHOOTS: LEFT | BORN: 6/27/2000, NEW WESTMINSTER, BC
DRAFT: ARIZONA'S SECOND CHOICE, SECOND ROUND, 55TH OVERALL, IN 2018 NHL DRAFT

2022-23

Oct. 20 @ NYI: Made season debut, 10:35 TOI, dressed as 7th D-Man...**Oct. 22 vs SJS:** Career-high 3 SOG...**Oct. 24 vs WSH:** Career-high 4 blocked SOG in a single game...**Nov. 23:** Reassigned to Utica (AHL)...**Nov. 28:** Recalled from Utica...**Dec. 13 vs DAL:** Played in 5th GP for '22-23 & first since Dec. 1 vs NSH -Earned 1st ass. for '22-23...**Dec. 23 vs BOS:** Played 8:14 TOI, but did not have a shift in the 3rd per...**Dec. 28 vs BOS:** Logged 1st career fighting major, & career-high 9 PIM in a single game...**Mar. 24 @ BUF:** Logged 2nd career multi-PTS GP (1g-1a) -Last earned 4/12/22 @ ARI (1g-1a)

2022-23 Stanley Cup Playoffs: Apr. 18 v NYR: Logged SCP debut...**Apr. 27 v NYR:** Logged 1st career SCP fighting major (B. Goodrow)...**Apr. 29 @ NYR:** Logged 1st career SCP PTS (1a)...**May 3 @ CAR:** SCP career-high 5 hits

CAREER HIGHLIGHTS

First NHL: | **GP:** 4/29/21 vs PHI, 15:01 TOI | **Point:** 5/1/21 @ PHI, 1A | **Goal:** 4/12/22 @ ARI | **PPG:** TBD

Most In A Game: | **Goals:** 1G, last: 3/24/23 @ BUF | **Assists:** 1A, Last on 3/24/23 @ BUF | **Points:** 2 PTS, Last on 3/24/23 @ BUF (1g-1a) | **Shots:** 3 SOG, 10/22/22 vs SJS | **Hits:** 7 hits, 5/8/21 @ NYI | **TOI:** 20:09, 4/18/22 @ VGK | **BLK:** 4, 10/24/22 vs WSH

Season Career-Highs: | **GP:** 42, 2022-23 | **Goals:** 2, 2022-23 | **Assists:** 6, 2022-23 | **Points:** 8, 2022-23 | **SOG:** 27, 2022-23 | **Hits:** 64, 2022-23 | **ATOI:** 16:55, 2020-21 | **BLK:** 38, 2022-23

Longest Streak: | **Goals:** TBD | **Assists:** 2 GP, last on 2/23/23-2/25 | **Points:** 2 GP, last on 2/23/23-2/25 (0g-2a)

Milestones: NHL debut on 4/29/21 vs PHI | First NHL point on 5/1/21 @ PHI, 1A | First NHL goal on 4/12/22 @ ARI

Career Stats: 3g-11a=14 PTS | 66 GP

HAT TRICKS

TBD

PENALTY SHOTS

TBD



PERSONAL

Kevin's favorite hobby is fishing...his favorite holiday is Christmas...his favorite non-hockey team growing up was the NBA's Toronto Raptors...His favorite actor is Vince Vaughn...favorite superhero is Iron Man...He started playing hockey at age 6 & he also played volleyball & basketball growing up.

VS. NHL

	GP	G	A	PTS	PIM		GP	G	A	PTS	PIM		GP	G	A	PTS	PIM		GP	G	A	PTS	PIM
ANA	0	0	0	0	0	CBJ	2	0	0	0	14	NSH	1	1	0	1	0	SEA	2	0	0	0	4
ARI	2	1	1	2	0	DAL	3	0	2	2	0	NJ	0	0	0	0	0	STL	2	0	0	0	0
BOS	5	0	1	1	9	DET	4	0	0	0	2	NYI	4	0	0	0	0	TB	2	0	1	1	0
BUF	3	1	2	3	0	EDM	0	0	0	0	0	NYR	1	0	0	0	0	TOR	2	0	0	0	2
CGY	0	0	0	0	0	FLA	2	0	0	0	2	OTT	2	0	0	0	0	VAN	0	0	0	0	0
CAR	4	0	0	0	2	LA	1	0	1	1	0	PHI	5	0	2	2	0	VGK	4	0	1	1	0
CHI	1	0	0	0	0	MIN	2	0	0	0	0	PIT	5	0	0	0	6	WSH	2	0	0	0	2
COL	2	0	0	0	2	MTL	1	0	0	0	0	SJ	1	0	0	0	0	WPG	1	0	0	0	0

CAREER STATS

			REGULAR SEASON										PLAYOFFS									
YEAR	TEAM	LEAGUE	GP	G	A	PTS	+/-	PIM	PP	SH	GW	GT	S	GP	G	A	PTS	PIM				
2015-16	Toronto Marlboros U16 AAA	GTHL U16	56	9	27	36	-	33														
2016-17	Ottawa 67's	OHL	57	1	3	4	53	-14	-	-	-	-	-	6	0	0	0	0				
2017-18	Ottawa 67's	OHL	58	1	17	18	-21	76						5	0	0	0	4				
	Canada U18	WJC-18	5	1	2	3	3	2						-	-	-	-	-				
2018-19	Ottawa 67's	OHL	68	6	28	34	50	87	-	-	-	-	-	15	1	10	11	8				
2019-20	Ottawa 67's	OHL	54	6	25	31	40	83						-	-	-	-	-				
	Canada U20	WJC-20	7	0	1	1	4	6														
2020-21	DEVILS	NHL	7	0	2	2	0	0	0	0	0	0	5	-	-	-	-	-				
	Binghamton	AHL	27	1	4	5	-6	12	-	-	-	-	-	-	-	-	-	-				
2021-22	DEVILS	NHL	17	1	4	5	-6	10	0	0	0	-	16	5	0	0	0	10				
	Utica	AHL	54	3	13	16	15	52	0	0	0	-	39	0	0	0	0	0				
2022-23	DEVILS	NHL	42	2	6	8	4	35	0	0	0	-	27	11	0	1	1	31				
	Utica	AHL	3	0	1	1	2	2	0	0	0	-	0	-	-	-	-	-				
DEVILS TOTALS			66	3	11	14	-2	45	0	0	0	-	48	11	0	1	1	31				
NHL TOTALS			66	3	11	14	-2	45	0	0	0	-	48	11	0	1	1	31				

NOMINATIONS/AWARDS

2019-20 IIHF U-20 WJC Gold Medal | 2019-20 OHL Second All-Star Team | 2017-18 Hlinka Memorial Gold Medal

THROUGH THE YEARS

2021-22: Made season debut on Dec. 14 (14:43 TOI)...Reassigned to Utica from taxi squad on Jan. 7...Recalled from Utica on Mar. 23...Reassigned to Utica on Mar. 28...Recalled from Utica on Apr. 8...Earned first-career NHL goal & multi-point game on Apr. 12 at ARI.

2020-21: Dressed in seven games for New Jersey in his first NHL season...Made NHL debut on Apr. 29 vs Philadelphia (TOI 15:01)...Recorded first career NHL point on May 1 @ Philadelphia...Logged career-high seven hits on May 8 @ NY Islanders.

2019-20: Completed his fourth season in the OHL with Ottawa 67's...Tallied six goals and 25 assists for 31 points in 54 games...Logged 83 PIM, which led Ottawa...Named to OHL Second All-Star Team.

2018-19: Skated in third season with Ottawa, tallying six goals and 28 assists for 34 points in 68 games...His 87 PIM were third most on Ottawa...Recorded 11 points (1g-11a) in 15 playoffs contests.

2017-18: Skated in second season with Ottawa, tallying 18 points (1g-17a) in 58 games...His 76 PIM ranked second on Ottawa...Dressed in five OHL playoff games.

International: Canada | 2019-20 U-20 WJC, 7 GP (0g-1a-1 PTS) | Canada | 2017-18 U-18 WJC, 5 GP (1g-2a-3 PTS)



NATHAN BASTIAN

14 | RIGHT WING



NO. 14 | HT: 6'4" | WT: 205 LBS | SHOOTS: RIGHT | BORN: 12/6/1997, KITCHENER, ONT
DRAFT: NEW JERSEY'S SECOND CHOICE (SECOND ROUND) 41ST OVERALL IN 2016 NHL DRAFT

2022-23

Oct. 24 vs WSH: Earned first goal of the season...**Nov. 1 at VAN:** Earned 1a in consecutive GP & marked first PTS streak of the season (0g-2a)...**Nov. 3 @ EDM:** Tied career-high 3-game PTS streak (0g-3a), earned career-high 3 game assist streak...**Nov. 5 @ CGY:** Set career-high 4-GP PTS (1g-4a)...**Nov. 19 @ OTT:** Earned 2nd career GWG...**Nov. 26 vs WSH:** Left game early (1st per.) due to upper-body inj...**Dec. 22:** Placed on I.R. retroactive to Nov. 26...**Jan. 19 @ SEA:** Activated off I.R. (upper-body inj.) -Played in 6:48 TOI...**Jan. 24 vs VGK:** Logged 2nd fighting major for '22-23 vs. B. Howden...**Jan. 27 @ DAL:** Snapped 8-GP skid w/o a PTS, after earning an assist...**Mar. 14 v TBL:** DNP...**Apr. 4 v PIT:** Played in 1st GP (12:09) since 3/12 v CAR (INJ) -Missed 11 consec. Game.

2022-23 Stanley Cup Playoffs: May 3 @ CAR: 1st career SCP goal...**May 5 @ CAR:** ext. PTS streak to 2 GP (1g-1a).

CAREER HIGHLIGHTS

First NHL: | **GP:** 1/19/19 vs ANA, 9:32 TOI | **Point:** 2/25/19 vs MTL, 1G | **Assist:** 1/26/21 vs PHI | **PPG:** TBD

Most In A Game: | **Goals:** 2G, Last on 1/22/22 vs CAR | **Assists:** 3A, 4/11/23 vs BUF | **Points:** 3 PTS, 4/11/23 vs BUF (0g-3a) | **Shots:** 5 SOG, last: 3/11/23 @ MTL | **Hits:** 9 hits, 1/25/22 vs DAL | **TOI:** 20:09, 1/27/22 @ TBL | **BLK:** 4, 2/16/23 @ STL

Season Career-Highs: | **GP:** 72, 2021-22 | **Goals:** 12, 2021-22 | **Assists:** 9, 2021-22 | **Points:** 18, 2021-22 | **SOG:** 97, 2021-22 | **Hits:** 210, 2021-22 | **ATOI:** 12:41, 2018-19 | **BLK:** 40, 2021-22

Longest Streak: | **Goals:** 2 GP, 2/25/23-3/1/23 (2g-0a) | **Assists:** 4 GP, 10/30/22-11/5/22 (1g-4a) | **Points:** 4 GP, 10/30/22-11/5/22 (1g-4a)

Milestones: First NHL goal on 2/25/19 vs MTL | 100th career NHL game on 3/12/22 vs ANA

Career Stats: 24g-22a=46 PTS | 163 GP

HAT TRICKS

TBD

PENALTY SHOTS

TBD



PERSONAL

Nate's favorite restaurant is Catch in NYC...He jokes that he can't live without coffee... He enjoys golfing and BBQ, while his favorite actor is Will Ferrell...His favorite superhero is Spiderman...His go-to Halloween costume is Cookie Monster & his first job was a background actor in a movie.

VS. NHL

	GP	G	A	PTS	PIM		GP	G	A	PTS	PIM		GP	G	A	PTS	PIM		GP	G	A	PTS	PIM
ANA	3	0	0	0	5	CBJ	5	0	2	2	7	NSH	4	0	0	0	0	SEA	3	0	1	1	2
ARI	5	1	1	2	4	DAL	2	0	1	1	2	NJ	1	0	0	0	0	STL	3	0	0	0	0
BOS	9	1	0	1	4	DET	4	0	0	0	2	NYI	11	2	0	2	6	TB	2	0	0	0	5
BUF	11	0	5	5	2	EDM	5	0	2	2	2	NYR	10	1	2	3	11	TOR	6	1	0	1	2
CGY	4	1	1	2	7	FLA	2	2	0	2	0	OTT	5	2	1	3	0	VAN	5	1	1	2	0
CAR	6	2	1	3	4	LA	1	0	0	0	0	PHI	14	2	3	5	29	VGK	6	1	1	2	9
CHI	1	0	0	0	2	MIN	3	0	0	0	9	PIT	9	2	0	2	6	WSH	10	1	0	1	5
COL	4	2	0	2	0	MTL	5	2	0	2	2	SJ	2	0	0	0	0	WPG	2	0	0	0	0

CAREER STATS

YEAR	TEAM	LEAGUE	REGULAR SEASON										PLAYOFFS									
			GP	G	A	PTS	+/-	PIM	PP	SH	GW	GT	S	GP	G	A	PTS	PIM				
2011-12	Cambridge Hawks U16 AAA	ALLIANCE U16	5	0	0	0	-	0	-	-	-	-	-	-	-	-	-	-	-	-		
2011-12	Kitchener Jr. Rangers U16 AAA	ALLIANCE U16	30	11	13	24	-	8	-	-	-	-	11	5	7	12	0	-	-	-		
2013-14	Brantford Jr. B 99ers	GOJHL	48	17	29	46	0	24	-	-	-	-	-	-	-	-	-	-	-	-		
2014-15	Mississauga Steelheads	OHL	21	2	3	3	-5	6	-	-	-	-	-	4	0	0	0	0	2	-		
	Mississauga Steelheads	OHL	68	17	12	29	-29	22	-	-	-	-	-	-	-	-	-	-	-	-		
2015-16	Mississauga Steelheads	OHL	64	19	40	59	-3	50	-	-	-	-	-	5	0	4	4	4	0	-		
2016-17	Mississauga Steelheads	OHL	58	16	29	45	13	43	-	-	-	-	-	20	7	7	14	16	-	-		
2017-18	Binghamton	AHL	68	10	8	18	-23	45	-	-	-	-	94	-	-	-	-	-	-	-		
2018-19	DEVILS	NHL	7	3	0	3	0	10	-	-	-	-	13	-	-	-	-	-	-	-		
2019-20	Binghamton	AHL	58	18	6	24	9	63	-	-	-	-	133	-	-	-	-	-	-	-		
	Binghamton	AHL	62	16	22	38	-2	55	-	-	-	-	122	-	-	-	-	-	-	-		
2020-21	DEVILS	NHL	41	3	7	10	0	21	-	-	-	-	46	-	-	-	-	-	-	-		
2021-22	Seattle	NHL	12	1	1	2	-1	31	0	0	0	-	10	-	-	-	-	-	-	-		
	DEVILS	NHL	60	11	5	16	-11	34	3	0	1	-	87	-	-	-	-	-	-	-		
2022-23	DEVILS	NHL	43	6	9	15	7	31	0	0	1	-	62	12	1	1	2	16	-	-		
DEVILS TOTALS			151	23	21	44	-4	96	3	0	2	-	208	12	1	1	2	16				
NHL TOTALS			163	24	22	46	-5	127	3	0	2	-	218	12	1	1	2	16				

NOMINATIONS/AWARDS

2015-16 CHL Top Prospects Game

THROUGH THE YEARS

2021-22: Selected by SEA in NHL Expansion Draft on July 21...Claimed off waivers from SEA on Nov. 25...Made NJD season debut on Nov. 26 (7:13 TOI) @ NSH...Recorded 1st-career PPP/PPG on Dec. 19 vs PIT...Placed in COVID protocol on Jan. 8...Removed from protocol on Jan. 13...Earned 1st-career GWG on Mar. 8 vs COL.

2020-21: Completed first full NHL season...Made season debut on Jan. 14 vs Boston... Led New Jersey in hits (136), which also ranked second for NHL rookies...only two behind Montreal's Alexander Romanov...Was one of 11 New Jersey rookie skaters in 2020-21...First season wearing No. 14 (42).

2019-20: Skated in his third AHL season with Binghamton, playing in 62 regular-season games...tallied 38 points (16g-22a)...His 38 points ranked third on Binghamton.

2018-19: Skated in second AHL season with Binghamton...Recorded 18 goals and six assists for 24 points in 58 games...Tallied his first career NHL multi-goal game on Apr. 6 @ FLA.

2017-18: Completed his first professional AHL season with Binghamton, scoring 10 goals and earning eight assists for 18 points in 68 regular-season contests.



JESPER BRATT

63 | LEFT WING



NO. 63 | HT: 5'10" | WT: 175 LBS | SHOOTS: LEFT | BORN: 7/30/98, STOCKHOLM, SWEDEN
DRAFT: NEW JERSEY'S EIGHTH CHOICE (SIXTH ROUND) 162ND OVERALL IN 2016 NHL DRAFT

2022-23

Oct. 20 @ NYI: Extended season-opening PTS streak to 4 GP, 6A...**Oct. 22 vs SJS:** Earned 8th assist for season & extended PTS/assist streak to 5 GP, -5-GP assist streak tied a career high (3/15/22-3/23, 2g-6a-8PTS), -2nd NJ skater all-time who earned 8 PTS in the team's first five GP to start a season - former NJD blueliner W. Butcher (0g-8a) earned the feat in 17-18...**Oct. 25 @ DET:** Earned first multi-goal GP for '22-23, Extended PTS streak to 7 GP, the 2nd longest to start a season in fran. history (T. Higgins, 1984, 10 GP)...**Oct. 28 vs COL:** Ext. PTS streak to 8 GP (3g-10a), earned 1A, -Factored in on his 5th game-winning PTS for season - leads team...**Nov. 1 @ VAN:** Ext. PTS streak to 10 GP (4g-12a) w/ 1a, -Tied T. Higgins (1984-85) for longest PTS streak to start a season in franchise history...**Nov. 3 @ EDM:** Ext. PTS streak to 11 GP to start a season, which set a franchise record...**Nov. 5 @ CGY:** PTS streak ended...**Nov. 12 vs ARI:** 19 PTS after team's 1st 15 GP ranks tied for 5th most in fran. History...**Dec. 20 @ CAR:** Snapped season-low 4-GP point-less streak with 1A...**Dec. 21 @ DET:** Snapped 6-GP drought without a goal & earned 2nd multi-goal game for 2022-23...**Jan. 7 vs NYR:** Ext. PTS streak to 5 GP (3g-4a)...**Jan. 13 @ ANA:** 4th multi-goal game - tied career-high earned in '21-22...**Feb. 6 vs VAN:** Earned 2nd career OTG...**Mar. 3 @ VGG:** Logged 8th PPG & 25th goal for '22-23 -1g shy of tying career-high earned in '21-22...**Mar. 12 v CAR:** 5th multi-goal game (2g-0a) - marked career-high in a season...**Mar. 19 @ TBL:** 1st career hat-trick -1st 30 goal season -Earned 100th career goal.

2022-23 Stanley Cup Playoffs: Apr. 22 @ NYR: Logged 1st career PTS & multi-PTS GP (0g-2a) for SCP...**Apr. 24 v NYR:** Earned assists in consec. GP (0g-3a)...**May 1 vs NYR:** 1st career SCP goal (ENG).

CAREER HIGHLIGHTS

First NHL: | **GP:** 10/7/17 vs COL, 16:19 TOI | **Point:** 10/7/17 vs COL, 1G | **Assist:** 10/7/17 vs COL | **PPG:** 10/7/17 vs COL

Most In A Game: | **Goals:** 3G, 3/19/23 @ TBL | **Assists:** 3A, 3/8/22 @ COL | **Points:** 3 PTS, last: 3/19/23 @ TBL | **Shots:** 8 SOG, 2/14/19 @ CHI | **Hits:** 3 hits, last: 11/6/21 @ SJS | TOI: 22:45, 12/21/22 @ FLA | **BLK:** 3, last: 12/1/22 vs NSH

Season Career-Highs: | **GP:** 82, 2022-23 | **Goals:** 32, 2022-23 | **Assists:** 47, 2021-22 | **Points:** 73, 2x, last: 2022-23 | **SOG:** 212, 2022-23 | **Hits:** 44, 2017-18 | **ATOI:** 17:26, 2020-21 | **BLK:** 30, 2021-22

Longest Streak: | **Goals:** 3 GP (5g-2a), 3x, last: 2/24/22-2/28/22 | **Assists:** 5 GP (2g-6a), 2x, last on 3/15/22-3/23/22 | **Points:** 11 GP (5g-12a), 10/13/22-11/3/22

Milestones: 100th career GP on 1/4/19 @ ARI | 100th career point on 3/6/20 vs STL | 200th career GP on 3/7/21 @ BOS | Earned 100th career assist and 150th career point on 12/6/21 vs OTT | Played in 300th career game on 4/14/22 @ COL | Earned 200th career point on 4/16/22 @ SEA | Earned 100th career NHL goal on 3/19/23 @ TBL

Career Stats: 102g-174a=276 PTS | 389 GP

HAT TRICKS

March, 19, 2023, at TBL, 3g-0a, vs Andrei Vasilevskiy

PENALTY SHOTS

DATE	SKATER/OPPOSITION	RESULT	SCORE
12/23/17	Anton Forsberg vs CHI	STOPPED	4-1, NJD
10/30/21	Tristan Jarry @ PIT	Converted	4-2, NJD



PERSONAL

Credits mental coach Andy Sward with helping him prepare mentally for games and gain confidence... Skates in the off-season with fellow Swedes Gabriel Landeskog, William Nylander and Patric Hornqvist... His favorite restaurant is Carbone in NYC...One of his biggest interests are cars...his favorite movie is "Fast & Furious"...his favorite superhero is Batman...He enjoys golfing...Owns one dog named Nexus... His favorite sports team growing up was the Detroit Red Wings...he also played soccer growing up.

VS. NHL

	GP	G	A	PTS	PIM		GP	G	A	PTS	PIM		GP	G	A	PTS	PIM		GP	G	A	PTS	PIM
ANA	9	4	9	13	2	CBJ	17	4	6	10	2	NSH	9	4	3	7	2	SEA	4	1	2	3	0
ARI	8	1	5	6	6	DAL	9	2	3	5	0	NJD	-	-	-	-	-	STL	8	1	3	4	2
BOS	20	4	5	9	4	DET	11	4	6	10	2	NYI	19	1	10	11	8	TB	11	6	3	9	0
BUF	21	6	14	20	0	EDM	8	5	5	10	0	NYR	19	2	7	9	2	TOR	13	2	7	9	0
CGY	6	0	3	3	2	FLA	12	6	1	7	2	OTT	14	1	7	8	0	VAN	9	3	4	7	2
CAR	16	6	4	10	6	LA	10	5	3	8	6	PHI	24	8	11	19	4	VGK	8	2	4	6	0
CHI	10	3	6	9	2	MIN	8	1	4	5	0	PIT	23	6	11	17	0	WSH	24	5	3	8	2
COL	7	3	7	10	0	MTL	14	4	7	11	0	SJ	9	2	3	5	4	WPG	9	0	8	8	0

CAREER STATS

			REGULAR SEASON											PLAYOFFS						
YEAR	TEAM	LEAGUE	GP	G	A	PTS	+/-	PIM	PP	SH	GW	GT	S	GP	G	A	PTS	PIM		
2010-11	Transsunds IF U 18	Swe-U18	3	0	0	0	-	0	-	-	-	-	-	-	-	-	-	-		
2011-12	Transsunds IF U18	Swe-U18	3	1	0	1	-	0	-	-	-	-	-	-	-	-	-	-		
2012-13	Transsunds IF U18	Swe-U18	29	9	15	24	-	8	-	-	-	-	-	-	-	-	-	-		
	Transsunds IF Jr.	Swe-Jr.	2	0	1	1	-	0	-	-	-	-	-	6	1	1	2	2		
	Transsunds IF	Sweden-4	3	0	0	0	-	0	-	-	-	-	-	-	-	-	-	-		
2013-14	AIK Solna U18	Swe-U18	38	10	24	34	-	24	-	-	-	-	-	-	-	-	-	-		
2014-15	AIK Solna U18	Swe-U18	6	2	7	9	-	8	-	-	-	-	-	2	0	1	1	0		
	AIK Solna Jr.	Swe-Jr.	39	17	23	*40	-	20	-	-	-	-	-	1	0	0	0	0		
	AIK Solna	Sweden-2	5	0	1	1	-	2	-	-	-	-	-	-	-	-	-	-		
2015-16	AIK Solna Jr.	Swe-Jr.	2	1	1	2	-	2	-	-	-	-	-	-	-	-	-	-		
	AIK Solna	Sweden-2	48	8	9	*17	-	6	-	-	-	-	-	10	0	0	0	4		
2016-17	AIK Solna Jr.	Swe-Jr.	1	0	1	1	-	0	-	-	-	-	-	2	0	0	0	2		
	AIK Solna	Sweden-2	51	6	17	23	6	-	-	-	-	-	-	3	1	0	1	0		
2017-18	DEVILS	NHL	74	13	22	35	16	-	18	4	1	2	-	100	1	0	0	0		
2018-19	DEVILS	NHL	51	8	25	33	8	-	6	1	0	1	-	91	-	-	-	-		
2019-20	DEVILS	NHL	60	16	16	32	6	-	6	1	0	2	-	101	-	-	-	-		
2020-21	DEVILS	NHL	46	7	23	30	4	8	2	0	1	-	101	-	-	-	-	-		
2021-22	DEVILS	NHL	76	26	47	73	0	16	3	0	6	3	197	-	-	-	-	-		
2022-23	DEVILS	NHL	82	32	41	73	14	6	8	0	3	-	212	12	1	5	6	4		
DEVILS TOTALS			389	102	174	276	-12	60	19	1	15	-	802	13	1	5	6	4		
NHL TOTALS			389	102	174	276	-12	60	19	1	15	-	802	13	1	5	6	4		

*Led League

NOMINATIONS/AWARDS

2015-16 Hlinka Memorial Silver Medal | 2015-16 WJC Silver Medal | 2016-17 J20 SM Bronze Medal | NHL's 2nd Star of the Week, week ending on Oct. 30, 2022

THROUGH THE YEARS

2021-22: Earned his 2nd career penalty shot & converted on his 1st career penalty shot on Oct. 30th vs PIT's Tristan Jarry...Set career-high +4 rating on Nov. 28 vs PHI...Recorded 100th career NHL assist and 150th career point on Dec. 6 vs OTT...Placed in COVID protocol on Jan. 8 & removed on Jan. 14...Team announced on Feb. 12 that Bratt suffered a lower-body injury (day-to-day)...Logged third-career multi-goal game on Jan. 23 vs LAK & set a new career-high 36 PTS in a single season...Tied career-high 16 goals in a season on Feb. 24 @ PIT...Played in 300th career game on Apr. 14 @ COL...Earned 200th career point with a goal on Apr. 16 @ SEA.

2020-21: Completed his fourth professional NHL season with New Jersey...Earned first goal on Feb. 25 @ Buffalo...His 23 assists led New Jersey...Bratt has recorded 30-or-more points in all four NHL seasons...Skated in 200th career NHL game on 3/7/21 @ Boston...Scored first career OT, GWG on 3/21/21 @ Pittsburgh...Earned a career-high six-game point streak (3/16 to 3/25).

2019-20: Completed third NHL season...Set career-high 16 goals...Recorded six multi-point games.

2018-19: Skated in second NHL season...broke his jaw on Oct. 4 in practice (NHL Global Series)...recorded seven multi-point games...Suffered season-ending ankle injury on Mar. 5 vs CBJ

2017-18: Completed NHL rookie season...First Devil ever to wear No. 63...Set franchise record and is one of five players in the last 17 years to record 5PTS (2g-3a) in first 2 GP of NHL career.

International: Sweden | 2015-16 U-18 WJC, 7 GP, 2g-2a-4PTS, won Silver Medal | 2018-19 WC, 6 GP, 0g-2a-2PTS | 2022 WC, 6 GP, 0g-2a-2PTS



NOLAN FOOTE

25 | LEFT WING



NO. 25 | HT: 6'3" | WT: 196 LBS | SHOOTS: LEFT | BORN: 11/29/2000, DENVER, COLORADO
DRAFT: TAMPA BAY'S FIRST CHOICE (FIRST ROUND) 14TH OVERALL IN 2017 NHL DRAFT

2022-23

Oct. 6: Foote was sent to Utica (AHL)...He was recalled from Utica on **Jan. 10** & inked his 2022-23 season debut with NJ on **Jan. 13 @ ANA** (10:04 TOI)...He was reassigned to Utica (AHL) on Jan. 19...The forward was recalled from Utica on **Mar. 17**...He scored his first goal for the season on Mar. 19 @ TBL...Reassigned to Utica on **Mar. 31**.

UTICA: Foote ranked third on Utica with 37 PTS (20g-17a)...He ranked second on Utica with 20 goals...His five game-winning goals were tied for first on Utica with Graeme Clarke...He also finished the season with four PPG.

CAREER HIGHLIGHTS

First NHL: | **GP:** 4/18/21 vs NYR, 8:07 TOI | **Point:** 4/18/21 vs NYR, 1A | **Goal:** 4/20/21 @ PIT | **PPG:** TBD

Most In A Game: | **Goals:** 2G, 4/26/22 @ OTT | **Assists:** 1A, last: 4/28/22 @ CAR | **Points:** 2 PTS, last: 4/4/26/22 @ OTT | **Shots:** 5 SOG, 4/26/22 @ OTT | **Hits:** 3 hits, 4/29/22 vs DET | **TOI:** 14:20, 4/26/22 | **BLK:** 1, last: 4/29/22 vs DET

Season Career-Highs: | **GP:** 7 GP, 2021-22 | **Goals:** 3G, 2021-22 | **Assists:** 1A, last: 2021-22 | **Points:** 4 PTS, 2021-22 | **Shots:** 10 SOG, 2021-22 | **Hits:** 8 hits, 2021-22 | **ATOI:** 10:22, 2021-22 | **BLK:** 1, last: 2021-22

Longest Streak: | **Goals:** TBD | **Assists:** TBD | **Points:** 3 GP, 4/26/22-4/29 (3g-1a-4 PTS)

Milestones: First NHL game on 4/18/21 vs NYR | First NHL goal on 4/20/21 @ PIT

Career Stats: 5g-2a-7 PTS | 19 GP

HAT TRICKS

TBD

PENALTY SHOTS

TBD

PERSONAL

Son of former NHL defenseman and two-time Stanley Cup winner Adam Foote. His favorite restaurant is located in Denver, CO - North Italian...He's also a big Denver Broncos fan, Post Malone is his favorite artist, and his favorite TV show is Game of Thrones...While his favorite NHL team growing up was the Avalanche, his favorite player was Evgeni Malkin...Nolan enjoys golfing and hiking during the off-season & gathering with friends and family out to dinner...Nolan could not live without pre-game naps and chicken parm...Nolan started playing hockey when he was 4 years-old and his brother, Cal, was also drafted by Tampa and has played in over 100 career NHL GP...Nolan also grew up playing lacrosse.



VS. NHL

	GP	G	A	PTS	PIM		GP	G	A	PTS	PIM		GP	G	A	PTS	PIM		GP	G	A	PTS	PIM
ANA	1	0	0	0	0	CBJ	2	0	0	0	0	NSH	-	-	-	-	-	SEA	-	-	-	-	-
ARI	-	-	-	-	-	DAL	-	-	-	-	-	NJ	-	-	-	-	-	STL	-	-	-	-	-
BOS	-	-	-	-	-	DET	2	1	0	1	0	NYI	2	0	0	0	0	TB	1	1	0	1	0
BUF	1	0	0	0	0	EDM	-	-	-	-	-	NYR	1	0	1	1	0	TOR	-	-	-	-	-
CGY	-	-	-	-	-	FLA	-	-	-	-	-	OTT	1	2	0	2	0	VAN	-	-	-	-	-
CAR	2	0	1	1	0	LA	1	0	0	0	0	PHI	2	0	0	0	0	VGK	-	-	-	-	-
CHI	-	-	-	-	-	MIN	1	0	0	0	0	PIT	1	1	0	1	0	WSH	-	-	-	-	-
COL	-	-	-	-	-	MTL	-	-	-	-	-	SJ	1	0	0	0	0	WPG	-	-	-	-	-

CAREER STATS

			REGULAR SEASON										PLAYOFFS									
YEAR	TEAM	LEAGUE	GP	G	A	PTS	+/-	PIM	PP	SH	GW	GT	S	GP	G	A	PTS	PIM				
2014-15	Colorado Thunderbirds 14U AAA	TIEHL 14U	4	1	3	4	-	0	-	-	-	-	-	-	-	-	-	-				
	Colorado Thunderbirds 14U AAA "A"	14U AAA	15	18	12	30	-	38	-	-	-	-	-	-	-	-	-	-				
2015-16	Colorado Thunderbirds 16U AAA	TIEHL 16U	32	18	20	38	-	10	-	-	-	-	-	3	0	0	0	0				
2016-17	Kelowna Rockets	WHL	52	19	16	35	-2	25	-	-	-	-	-	17	2	6	8	4				
	Canada Black U17	WHC-17	6	0	2	2	-	8	-	-	-	-	-	-	-	-	-	-				
2017-18	Kelowna Rockets	WHL	50	13	27	40	10	31	-	-	-	-	-	4	1	-1	2	4				
2018-19	Kelowna Rockets	WHL	66	36	27	63	-1	62	-	-	-	-	-	-	-	-	-	-				
2019-20	Kelowna Rockets	WHL	27	15	18	33	5	49	-	-	-	-	-	-	-	-	-	-				
	Canada U20	WJC-20	7	3	2	5	0	29	-	-	-	-	-	-	-	-	-	-				
2020-21	DEVILS	NHL	6	1	1	2	-1	0	-	5	-	-	-	-	-	-	-	-				
	BINGHAMTON	AHL	24	7	10	17	1	6	-	-	-	-	-	-	-	-	-	-				
2021-22	DEVILS	NHL	7	3	1	4	3	0	0	0	0	-	10	-	-	-	-	-				
	Utica	AHL	55	14	18	32	15	48	2	1	2	-	92	5	1	2	3	2				
2022-23	DEVILS	NHL	6	1	0	1	2	0	0	0	0	-	4	-	-	-	-	-				
	Utica	AHL	55	20	17	37	2	27	4	0	5	-	127	1	0	0	0	0				
DEVILS TOTALS			19	5	2	7	4	0	0	0	0	-	19	-	-	-	-	-				
NHL TOTALS			19	5	2	7	4	0	0	0	0	-	19	-	-	-	-	-				

NOMINATIONS/AWARDS

2018-19 Hlinka Memorial Gold Medal | 2019-20 IIHF U20 WJC Gold Medal

THROUGH THE YEARS

2021-22: Placed on Taxi Squad on Jan. 1st...Recalled from Taxi Squad on Jan. 6 & made season debut vs CBJ (7:47 TOI)...Reassigned to Taxi Squad on Jan. 7...Recalled from Taxi Squad on Jan. 8 & reassigned on Jan. 9...Reassigned to Utica on Jan. 14...Recalled from Utica on Apr. 22...Earned 1st-career multi-point/goal game on Apr. 26 @ OTT...Dressed in second AHL season...played in 55 games with Utica (14g-18a-32 PTS).

2020-21: Skated in his first NHL season, dressing in six games...Made NHL debut and recorded first career NHL point on Apr. 18 vs NYR (TOI 8:07)...Earned his first career NHL goal in his second game of the season on Apr. 20 @ PIT, which marked his first career point streak...Skated in a career-high 12:08 TOI on May 8 @ NYI... Skated in first professional season and with Binghamton (AHL).

2019-20: Was acquired via trade from Tampa Bay in exchange for forward Blake Coleman on Feb. 16, 2020....New Jersey also received a conditional 2020 first-round selection in the trade.

2018-19: Posted a Junior hockey career-high 63 points (36g-27a), which ranked second on Kelowna.

2016-2020: Played for the Kelowna Rockets (WHL) from 2016 to 2020, recording 171 regular-season points (83g-88a) in 195 career games...Named team captain in 2019-20.

International: USA | 2019-20 WJC, 6 GP, 3g-2a-5PTS, won Gold Medal



DOUGIE HAMILTON

7 | DEFENSEMAN



NO. 7 | HT: 6'6" | WT: 230 LBS | SHOOTS: RIGHT | BORN: 6/17/1993, TORONTO, ONT.

DRAFT: BOSTON'S FIRST CHOICE, FIRST ROUND (9TH OVERALL), 2011 NHL DRAFT

2022-23

Oct. 15 vs DET: Earned 1st multi-point effort for the season (1g-1a), & earned his second goal in a Devils home opener, which ranks 1st for D-Men in franchise history...**Oct. 18 vs ANA:** Earned goals in consecutive games & 2nd time w/ NJD, last: 11/14/21-11/18/21. Earned first GWG of season and second career w/ NJD...**Nov. 7 vs CGY:** Netted 1st PPG for 2022-23. Ended 9 GP without a goal...**Nov. 12 vs ARI:** EXT. PTS streak to 4 GP (2g-3a), after earning a PPG...**Nov. 15. @ MTL:** EXT. PTS streak to 5 GP (3g-4a), which marked his highest PTS streak since joining NJD...**Dec. 6: vs CHI:** Earned season-high 3 PTS night (1g-2a), tied career-high...**Dec. 17: vs FLA:** Played in 700 career GP (25:01 TOI)...**Dec. 23: vs BOS:** Earned 2a in consecutive games...**Dec. 30 @ PIT:** Earned 400th career point (A), & logged 9th multi-PTS (1g-1a) GP for 2022-23...**Jan. 4 @ DET:** Logged 1st multi-point PP game w/ NJD (1g-1a), 17 PTS since Dec. 6 ranks 2nd in the NHL (E. Karlsson 19)...**Jan. 22 vs PIT:** 2nd-career OTG w/ NJD, 8th OTG for Career, Last OTG w/ NJ was on 3/6/22 vs STL...**Jan. 24 vs VGK:** 2nd player in fran. history who recorded OTG in consec. GP (J. Langenbrunner, '09)...**Jan. 26 @ NSH:** Logged 3 assists in GP for 1st time since Nov. 1, 2019 vs DET...**Feb. 6 vs VAN:** Logged 3 assists for 2nd time this season, Ext. PTS streak to 5 GP (3g-8a)...**Feb. 8 vs SEA:** 2 PPG - 2nd time in career he scored 2 PPG in a GP (2/17/18 vs FLA). Earned 6th GWG, tied S. Niedermayer for the most in a season by NJ D-man, 6 GWG is a career-high...**Feb. 11 @ MIN:** Ext. PTS streak to 7 GP w/ 1a, (5g-9a), Tied career-high 37a in a season...**Feb. 19 vs WPG:** Earned a career-high 38a in a season...**Feb. 23 v LAK:** Logged 17 multi-PTS GP, Tied S. Stevens for most multi-PTS GP in a single season for fran. history...**Mar. 1 @ COL:** 18th goal scored - tied NJD team record for goals scored in a single season by a D-man...**Mar. 5 @ ARI:** 18th multi-PTS GP set franchise record (S. Stevens, 17, '93-94)...**Mar. 21 vs MIN:** Tied season-high 9 SOG...**Mar. 25 vs OTT:** Earned 7 GWG & 19g - 19g set NJD team record (S. Stevens, 18g, '93-94) - 7 GWG set fran. record (S. Niedermayer, 6, 2001-02)...**Mar. 30 vs NYR:** Earned 50th assist - 3rd D-man in fran. history who earned 50a in a season...**Apr. 1 @ CHI:** 3rd D-man in fran. history & 1st in team history who earned 20g in a season...**Apr. 13 @ WSH:** Scored 22nd goal for '22-23, which tied the franchise record for most goals that a D-man earned in a single season (B. Beck, 77-78 w/ CLR).

2022-23 Stanley Cup Playoffs: Apr. 22 @ NYR: Scored 1st career OTG - 2nd NJ D-man in fran. history who scored an OTG (B. Rafalski, 2001, at TOR)...1 of 8 NJ D-men in fran. history who earned a multi-PTS GP vs NYR.

CAREER HIGHLIGHTS

First NHL: | GP: 1/19/2013 vs NYR, 13:40 TOI | **Point:** 1/23/2013 @ NYR, 1A | **Goal:** 2/15/2013 @ BUF

Most In A Game: | **Goals:** 3G, 2/17/18 vs FLA | **Assists:** 3A, 8 times, last: 2/6/23 vs VAN | **Points:** 3 PTS, 18 times, last: 2/6/23 vs VAN | **Shots:** 11 SOG, 3/16/2021 @ DET | **Hits:** 6 hits, 5 times, last: 3/27/22 vs MTL | **TOI:** 28:32, 10/28/2014 vs MIN | **BLK:** 5, 6 times, last: 4/23/22 vs CAR

Season Career-Highs: | **GP:** 82, 4x, last: 2022-23 | **Goals:** 22, 2022-23 | **Assists:** 52, 2022-23 | **Points:** 74, 2022-23 | **SOG:** 275, 2022-23 | **Hits:** 160, 2018-19 | **ATOI:** 23:17, 2019-20 | **BLK:** 106, 2015-16

Longest Streak: | **Goals:** 4 GP (4g-2a), 10/6/19-10/12/19 | **Assists:** 7 GP (1g-8a), 2/27-3/11/21 | **Points:** 14 GP (2g-14a), 2/27-3/27/21

Milestones: Played in 100th career game on 4/2/2014 @ DET | Played in 300th career game on 1/6/2017 @ VAN | Played in 600th career game on 4/26/2021 @ DAL | Earned 100th career point on 11/18/2018 vs NEW JERSEY (1A) | Earned 300th career point on 1/16/2021 @ DET (1A) | Earned 100th career goal on 4/3/2021 vs DAL | Played in 350th career game on 11/14/21 @ NYR | Played in 700th career NHL game on 12/17/22 vs FLA | Played in 700th career NHL game on 12/17/22 vs FLA | Earned 400th career point on 13/30/22 at PIT

Career Stats: 137g-308a=445 PTS | 751 GP

HAT TRICKS

February 17, 2018 vs FLA (3g-0a-3PTS)

PENALTY SHOTS

TBD



PERSONAL

Dougie enjoys exploring New Jersey & the surrounding area in his free time & is passionate about the community. He has an older brother, Freddie, who played in the NHL for six seasons. Both of his parents participated in the 1984 Olympic Games. His mother, Lynn, was a point guard for the Canadian women's basketball team & his father, Doug, was a rower in the men's quadruple sculls.

VS. NHL

	GP	G	A	PTS	PIM		GP	G	A	PTS	PIM		GP	G	A	PTS	PIM		GP	G	A	PTS	PIM
ANA	23	6	6	12	12	CBJ	31	6	8	14	12	NSH	26	4	18	22	20	SEA	4	2	0	2	4
ARI	24	3	12	15	12	DAL	25	5	6	11	14	NJ	20	1	6	7	20	STL	18	2	6	8	12
BOS	15	2	3	5	0	DET	32	6	18	24	17	NYI	24	3	15	18	12	TB	32	3	20	23	26
BUF	28	9	12	21	14	EDM	24	4	15	19	22	NYR	29	4	10	14	12	TOR	24	5	7	12	26
CGY	10	4	8	12	6	FLA	34	11	15	26	20	OTT	27	6	10	16	4	VAN	24	6	12	18	16
CAR	19	3	9	12	10	LA	22	3	6	9	22	PHI	29	5	12	17	18	VGK	10	3	4	7	8
CHI	28	7	13	20	24	MIN	21	1	4	5	12	PIT	25	4	10	14	6	WSH	28	4	7	11	14
COL	20	4	4	8	27	MTL	27	5	11	16	20	SJ	25	3	8	11	18	WPG	23	3	13	16	12

CAREER STATS

YEAR	TEAM	LEAGUE	REGULAR SEASON										PLAYOFFS									
			GP	G	A	PTS	+/-	PIM	PP	SH	GW	GT	S	GP	G	A	PTS	PIM				
2009-10	Niagra IceDogs	OHL	64	3	13	16	-8	36	-	-	-	-	-	5	0	1	1	4				
	Canada Ontario U17	WHC-17	6	0	1	1	-	0	-	-	-	-	-	-	-	-	-	-				
2010-11	Niagra IceDogs	OHL	67	12	46	58	35	77	-	-	-	-	-	14	4	12	16	16				
2011-12	Niagra IceDogs	OHL	50	17	55	72	37	47	-	-	-	-	-	20	5	18	23	16				
	Canada	WJC-20	6	2	4	6	7	6	-	-	-	-	-	-	-	-	-	-				
2012-13	Niagra IceDogs	OHL	32	8	33	41	25	32	-	-	-	-	-	-	-	-	-	-				
	Canada	WJC-20	6	1	1	2	3	0	-	-	-	-	-	-	-	-	-	-				
2013-14	Boston Bruins	NHL	42	5	11	16	4	14	2	0	0	-	83	7	0	3	3	0				
2014-15	Boston Bruins	NHL	64	7	18	25	-22	40	2	0	1	-	114	12	2	5	7	14				
2015-16	Boston Bruins	NHL	72	10	32	42	-3	41	5	0	2	-	188	-	-	-	-	-				
2016-17	Calgary Flames	NHL	82	12	31	43	-14	46	5	0	3	-	190	-	-	-	-	-				
2017-18	Calgary Flames	NHL	81	13	37	50	12	64	2	0	5	-	222	4	0	1	1	8				
2018-19	Calgary Flames	NHL	82	17	27	44	1	64	6	-	-	-	270	-	-	-	-	-				
2019-20	Carolina Hurricanes	NHL	82	18	21	39	0	54	2	0	2	-	259	15	3	4	7	10				
2020-21	Carolina Hurricanes	NHL	47	14	26	40	30	32	2	0	3	-	170	5	1	1	2	4				
2021-22	Carolina Hurricanes	NHL	55	10	32	42	20	35	2	1	2	-	180	11	2	3	5	12				
2022-23	DEVILS	NHL	62	9	21	30	-19	34	2	0	1	-	197	-	-	-	-	-				
	DEVILS	NHL	82	22	52	74	23	50	8	0	7	-	275	12	1	3	4	2				
DEVILS TOTALS			144	31	73	104	4	84	10	0	8	-	472	12	1	3	4	2				
NHL TOTALS			751	137	308	445	76	474	38	1	30	-	2148	66	9	20	29	50				

NOMINATIONS/AWARDS

2009-10 OHL Top Academic High School Player | 2010-11 CHL & OHL Scholastic Player of the Year, Hlinka Memorial Gold Medal | 2011-12 CHL Defenseman of the Year, OHL Most Outstanding Defenseman, OHL Most Points By A Defenseman, U20 WJC Bronze Medal, U20 WJC Most Points By A Defenseman | 2019-20 NHL All-Star (Did not play - Injury)

THROUGH THE YEARS

2021-22: Signed a 7-year contract with NJD on July 23...Scored 0:17 into season opener & NJD debut vs CHI, which set a franchise record for fastest goal to start a season...Earned first career multi-point game with NJD (2a) on Oct. 26 vs CGY...Missed first game of the season due to lower-body inj. On Nov. 5...Recorded 350th career point (PPG, 1st w/ NJD) @ NYR...Left game in 1st period on Jan. 2 vs WSH, upper-body inj. (puck to the face...)...Jan. 4, Placed on I.R. retroactive to Jan. 2...Jan. 5, received jaw surgery, out indefinitely...Jan. 7, placed in COVID protocol, removed Jan. 13...Feb. 22, Activated off I.R...Returned to play on Feb. 24 @ PIT...Scored 1st OT-GWG with NJD vs STL in 3-2 win.

2020-21: Completed ninth NHL season & third with CAR...His 42 PTS (10g-32a) led all CAR defensemen & tied for third-most overall on the Hurricanes...His 42 PTS, 18 PPP & 10 goals tied for fifth-most for all NHL defensemen...His 180 SOG led all NHL defensemen...Was a +20, which ranked tied for eighth for all NHL defensemen...Netted his first career shorthanded goal on Mar. 14 @ DET...Earned his 100th career goal on Apr. 2 vs DAL, & 300th career point on Jan. 16 @ DET...Recorded 5 PTS (2g-3a) & was a +7 in 11 playoff games.

2019-20: Second season with CAR...set career highs for plus/minus (+30) & OT goals (2)...Ranked tied for third in NHL plus/minus...Led CAR defensemen in goals (14) & points (40)...His 14 goals ranked eighth among all NHL blueliners...Recorded at least one shot on goal in every game for fourth consecutive season...Nominated as an NHL All-Star for the first time but didn't not play (injury).

2018-19: Completed seventh NHL season and first with CAR...Led CAR defensemen in goals (18) & points (39)...Ranked 2nd among NHL defensemen in goals...Skated in all 82 games for consecutive seasons & third time in is NHL career...Played in 500th career NHL game on Mar. 28 vs WSH...Recorded 7 PTS (3g-4a) in 15 playoff games, setting playoff career-highs in goals & games played...Ranked 3rd among NHL defensemen in playoff goals.

2017-18: Completed sixth NHL season & third with CGY...Tied for first & led all NHL defensemen in goals (17)...His 270 SOG ranked 2nd for NHL blueliners...Recorded one SOG in every game for consecutive seasons...Played in all 82 games for the second time in his NHL career...Earned 200th career point on Jan. 30th vs VGK (1A)...Scored first career hat-trick in his 400th career game on Feb. 17 vs FLA.

International: Canada | 2011-12 U20 WJC, 6 GP, 2g-4a-6PTS, won Bronze Medal | 2012-13 U20 WJC, 6 GP, 1g-1a-2PTS



ERIK HAULA

56 | CENTER



NO. 56 | HT: 5'11" | WT: 191 LBS | SHOOTS: LEFT | BORN: 3/23/91, PORI, FINLAND
DRAFT: MINNESOTA'S SEVENTH CHOICE, SEVENTH ROUND (182ND OVERALL), 2009

2022-23

Nov. 19 @ OTT: Earned first goal of the season; snapped 17- GP w/o a goal scored Had logged 17 GP w/o a goal in a single season 4x prior to 2022-23...**Dec. 21 @ FLA:** Logged 1st fighting major for 2022-23...**Jan. 5 vs STL:** Ext. season-high PTS streak to 4 GP (0g-4a)...**Jan. 19 @ SEA:** Scored 1st SHG for season & 6th of his career...**Feb. 16 @ STL:** Snapped 8 GP drought w/o a goal scored (1g)...**Mar. 5 @ ARI:** 4th multi-PTS GP (0g-2a)...**Mar. 7 v TOR:** 1st 3 PTS & multi-goal GP with NJ (2g-1a) -Consec. multi-point GP...**Mar. 9 @ WSH:** Ext. PTS streak to 3 GP (3g-3a) -Goals in consec. GP for 1st time w/ NJ...**Mar. 12 v CAR:** Played in 600th career NHL GP...**Mar. 30 v NYR:** Scored goals in consecutive GP (3/27 v NYI) for the 2nd time in '22-23.

2022-23 Stanley Cup Playoffs: Apr. 20 v NYR: Scored 2nd career PPG in SCP...**Apr. 27 v NYR:** Scored 3rd career PPG in SCP -Logged 1st career 3 PTS & multi-goal GP in SCP (2g-1a)...**May 1 v NYR:** 1st career Game 7 goal - 4th goal for '23 SCP...Haula ranked 2nd on NJ with 4 goals.

CAREER HIGHLIGHTS

First NHL: | **GP:** 11/29/13 vs COL, 14:17 TOI | **Point:** 11/29/13 vs COL, 1A | **Goal:** 1/18/14 vs DAL | **PPG:** 1/15/15 @ BUF

Most In A Game: | **Goals:** 2G, 9 times, last: 4/13/23 @ WSH (2g-0a) | **Assists:** 3, 3/24/22 vs TBL | **Points:** 3 PTS, 3/7/23 | **Shots:** 7 SOG, 3/14/18 vs NJD | **Hits:** 4 hits, 12 times, last: 1/10/24 @ CAR | **TOI:** 22:00, 12/5/17 vs ANA | **BLK:** 4, 3 times, 4/21/21 @ CHI

Season Career-Highs: | **GP:** 80, 2022-23 | **Goals:** 29, 2017-18 | **Assists:** 27, 2022-23 | **Points:** 55, 2017-18 | **SOG:** 175, 2017-18 | **Hits:** 129, 2021-22 | **ATOI:** 17:22, 2017-18 | **BLK:** 55, 2015-16

Longest Streak: | **Goals:** 5 GP (5g-2a), 1/23/18-2/2/18 | **Assists:** 4 GP, 2x, last: 12/30/22-1/5/23 | **Points:** 10 GP (5g-6a), 3/12/16-3/31/16

Milestones: Played in 100th career NHL game on 2/26/15 @ NSH | Played in 300th career game on 1/2/18 vs NSH | Played in 500th career game on 2/15/22 @ NYR | Earned 100th career goal on 2/28/22 @ LAK | Earned 100th career point on 11/16/17 @ VAN (1g-1a) | Recorded 200th career point 12/2/22 @ NSH (1a) | Played in 600th career NHL GP 3/12/23 vs CAR

Career Stats: 126g-155a=281 PTS | 614 GP

HAT TRICKS

TBD

PENALTY SHOTS

DATE	SKATER/OPPOSITION	RESULT	SCORE
4/24/22	S. Montembeault/MTL	CONVERTED	5-3, BOS



PERSONAL

Erik and his wife Kristen have a two-year old son named Henrik a.k.a "Henny"...Their golden retriever is named Sunny...He enjoys sushi and his favorite movie is "Any Given Sunday"...His favorite non-hockey athlete is Tom Brady, while his favorite actor/actress is Leo Dicaprio...Erik enjoys golfing in his free time & he roots for the NFL's Minnesota Vikings...His favorite show is Game of Thrones and his favorite band is Cold Play...Erik also grew up playing soccer and golf.

VS. NHL

GP	G	A	PTS	PIM	GP	G	A	PTS	PIM	GP	G	A	PTS	PIM	GP	G	A	PTS	PIM
ANA 21	6	5	11	4	CBJ 26	8	6	14	10	NSH 23	3	10	13	4	SEA 3	1	2	3	2
ARI 23	4	5	9	12	DAL 30	8	5	13	35	NJ 12	6	4	10	4	STL 26	7	8	15	8
BOS 10	0	2	2	6	DET 26	5	5	10	13	NYI 15	6	1	7	12	TB 26	4	9	13	8
BUF 14	2	3	5	10	EDM 20	1	3	4	16	NYR 16	1	1	2	8	TOR 17	5	5	10	6
CGY 20	2	3	5	10	FLA 23	6	6	12	9	OTT 17	4	6	10	4	VAN 20	2	7	9	2
CAR 21	3	8	11	20	LA 21	7	3	10	4	PHI 18	1	4	5	10	VGK 6	1	3	4	2
CHI 31	7	9	16	10	MIN 9	2	3	5	4	PIT 17	2	4	6	8	WSH 20	6	5	11	10
COL 25	4	6	10	10	MTL 17	6	6	12	13	SJ 19	2	3	5	8	WPG 22	4	5	9	8

CAREER STATS

YEAR	TEAM	LEAGUE	REGULAR SEASON											PLAYOFFS						
			GP	G	A	PTS	+/-	PIM	PP	SH	GW	GT	S	GP	G	A	PTS	PIM		
2012-13	Univ. Minnesota	NCAA	43	20	29	49	17	30	-	-	-	-	-	-	-	-	-	-	-	-
	Houston Aeros	AHL	6	0	2	2	1	2	-	-	-	-	-	-	-	-	-	-	-	-
2013-14	Minnesota Wild	NHL	46	6	9	15	14	29	0	1	1	-	56	13	4	3	7	0	-	-
	Iowa Wild	AHL	31	14	13	27	2	14	5	0	3	-	80	-	-	-	-	-	-	-
	Finland	WC	6	0	1	1	-2	2	-	-	-	-	-	-	-	-	-	-	-	-
2014-15	Minnesota Wild	NHL	72	7	7	14	-7	32	1	0	1	-	92	2	1	0	1	32	-	-
2015-16	Minnesota Wild	NHL	76	14	20	34	21	24	0	2	2	-	99	5	1	3	4	2	-	-
2016-17	Minnesota Wild	NHL	72	15	11	26	5	28	1	0	4	-	134	4	0	1	1	0	-	-
	Finland	Wcup	1	0	0	0	-1	0	-	-	-	-	-	-	-	-	-	-	-	-
2017-18	Vegas	NHL	76	29	26	55	-16	37	12	0	4	-	175	20	3	6	9	27	-	-
2018-19	Vegas	NHL	15	2	5	7	1	10	0	0	0	-	26	-	-	-	-	-	-	-
2019-20	Carolina	NHL	41	12	10	22	1	20	4	0	2	-	78	-	-	-	-	-	-	-
	FLA	NHL	7	0	2	2	0	2	0	0	0	-	14	4	1	0	1	0	-	-
2020-21	Nashville	NHL	51	9	12	21	4	14	1	2	2	-	85	-	-	-	-	-	-	-
2021-22	Boston	NHL	78	18	26	44	19	43	2	0	3	-	141	7	1	2	3	8	-	-
2022-23	DEVILS	NHL	80	14	27	41	13	41	2	2	0	-	164	12	4	2	6	15	-	-
DEVILS TOTALS			80	14	27	41	13	41	2	2	0	-	164	12	4	2	6	15	-	-
NHL TOTALS			614	126	155	281	55	290	23	7	19	-	1064	73	16	20	36	56	-	-

NOMINATIONS/AWARDS

2007-08 U20 SM-liiga Silver Medal | 2008-09 U18 WJC Bronze Medal | 2009-10 USHL All-Rookie Team, USHL All-Star | 2012-13 NCAA (WCHA) All Academic Team | 2013-14 WC Silver Medal

THROUGH THE YEARS

2021-22: Skated in his first season with BOS & ninth NHL season...tied a career-high 26 assists... Set a career-high 47 PIM & 129 hits...Ranked sixth on BOS with 44 PTS (18g-26a)...Played in his 500th career NHL game on 2/15/22 @ NYR...Recorded his 200th career point on 12/2 @ NSH... Earned 100th career NHL goal in a multi-goal effort on 2/28/22 @ LAK...Converted on a penalty shot on 4/24/22 @ MTL vs S. Montembeault...Acquired via trade in exchange for P. Zacha on 7/13/22...Playoffs: Played in seven postseason games & earned 3 PTS (1g-2a), plus 1 GWG.


2020-21: Played in his lone season w/ NSH...tied a career-high 2 SHG (2015-16, MIN), which led NSH... Signed as an UFA on Dec. 23, 2020...Playoffs: Played in six games, tallied one goal & three assists.

2019-20: Traded to Carolina by Vegas in exchange for N. Roy & a 2021 conditional draft pick on June 27, 2019...played in 41 regular-season games...Traded to Florida on Feb. 24, 2020 (V. Trochek)...Playoffs: Played in 4 GP, tallied one goal.

2018-19: Played in 15 games with Vegas due to a knee injury suffered on Nov. 6, which marked his last game in a Vegas sweater.

2017-18: Selected by Vegas in the 2017 NHL Expansion Draft...Posted career-highs in goals (29), assists (26), points (55), plus 4 GWG...Also earned a career-high 12 PPG, which led Vegas...Playoffs: Career-high 9 PTS (3g-6a) in 20 GP...OT-GWG vs LAK on Apr. 13 in Game 2, double overtime.

International: Finland | 2007-08 U18 WJC, 6 GP, 1g-3a-4PTS | 2008-09 U18 WJC, 6 GP, 3g-1a-4PTS, won Bronze Medal | 2010-11 U20 WJC, 6 GP, 4g-3a-7PTS | 2013-14 WC, 6 GP, 0g-1a-1PTS, Silver Medal | 2016-17 WC, 1 GP



NICO HISCHIER

13 | CENTER



NO. 13 | HT: 6'1" | WT: 175 LBS | SHOOTS: LEFT | BORN: 1/4/1999, BRIG, SWITZERLAND
DRAFT: NEW JERSEY'S FIRST CHOICE (FIRST ROUND), FIRST OVERALL, IN 2017 NHL DRAFT

2022-23

Oct 13 at PHI: Missed game due to lower-body injury...**Oct. 15 vs DET:** NJ announced his return to the lineup for home opener...**Oct. 20 at NYI:** 1st 3-point outing for the season (1g-2a)...**Oct. 28 vs COL:** was 16/17 on face-offs, at 94.1%, which tied a franchise record for the highest face-off% in a single game for skaters who took at least 15 face-offs in a contest, Bobby Holik also won 16/17 face-offs, at 94.1%, on Jan. 2, 1999, at Ottawa...**Nov. 3 @ EDM:** Ext. PTS streak to 3 GP (2g-2a), Team improved to 7-0-0 when he recorded a PTS in a GP...**Nov. 8 vs CGY:** Ext. PTS streak (1g-1a) to 5 GP (3g-4a)...**Nov. 10 vs OTT:** EXT PTS Streak (2g) to 6 GP, which tied a career-high, Earned 5th-career OT-GWG...**Nov. 12 vs ARI:** EXT. PTS streak to 7 GP (5g-5a), marked a career-high...**Nov. 15 @ MTL:** 7 GP PTS streak ends...**Nov. 21 vs EDM:** Tied career-high 3 assists in a game (0g-3a)...**Dec. 12 @ NYR:** Ext. goal/PTS streak to 3 GP (3g-0a)...**Dec. 23 vs BOS:** Ended 5 GP streak w/o a PTS dating to 12/12...**Dec. 30 @ PIT:** Earned 3rd-career SHG Earned 4th GWG for 2022-23 - marked career high, prior, 3 GWG via 2018-19...**Jan. 4 @ DET:** Logged 3rd-career multi-point PP game (1g-1a) Set career-high fifth PPG in a season Ext. goal streak to 4 GP, tied career-high...**Jan. 5 vs STL:** career-high 5 GP goal streak (5g-0a)...**Jan. 7 vs NYR:** Ext. PTS streak 7 GP (5g-4a), tied career-high...**Jan. 10 @ CAR:** Career-high 8 GP PTS streak (1g-1)...**Jan. 14 @ LAK:** career-high 13 PPP (6g-7a) in a season...**Feb. 18 @ PIT:** Earned 100th career goal -7th youngest player in fran. history who earned 100 career G (24yrs, 45 days)...**Mar. 5 @ ARI:** 7th GWG for '22-23 -6th career OTG...**Mar. 11 @ MTL:** Logged 14th multi-PTS GP - career high for single season, prior 13 (2021-22 & 2018-19)...**Mar. 18 @ FLA:** Earned 3rd SHG for '22-23...**Mar. 19 @ TBL:** Earned 1st 30 goal season for career...**Mar. 25 v OTT:** Earned 40 assist - new career-high (39a, '21-22).

2022-23 Stanley Cup Playoffs: Apr. 27 v NYR: Led NJ w/ 6 hits (SCP career high)...**May. 1 v NYR:** Ext. PTS/assists streak to 5 GP (0g-5a)...**May 3 @ CAR:** PTS/assists Streak ended...**May 7 v CAR:** Logged 1st goal for '23 SCP.

CAREER HIGHLIGHTS

First NHL: | GP: 10/7/17 vs COL, 15:44 TOI | **Point:** 10/9/17 @ BUF, 1A | **Goal:** 10/19/17 @ OTT | **PPG:** 2/18/18 @ CAR

Most In A Game: | **Goals:** 2G, 9 times, last: 2/18/23 @ PIT | **Assists:** 3A, 3 times, last: 11/21/22 vs EDM | **Points:** 4 PTS, 2/18/23 @ PIT | **Shots:** 8 SOG, twice, last: Apr. 2, @ WPG | **Hits:** 4 hits, 5 times, last: 11/22/19 @ PIT | **TOI:** 24:15, 4/16/22 @ SEA | **BLK:** 5, 1/29/22 @ CAR

Season Career-Highs: | **GP:** 82, 2017-18 | **Goals:** 31, 2022-23 | **Assists:** 49, 2022-23 | **Points:** 80, 2022-23 | **SOG:** 256, 2022-23 | **Hits:** 56, 2017-18 | **ATOI:** 19:21, 2021-22 | **BLK:** 61, 2022-23

Longest Streak: | **Goals:** 5 GP (5g-1a), 12/28/22-1/5/23 | **Assists:** 5 GP (2g-7a), 3/16/22-3/26/22 | **Points:** 8 GP (6g-5a), 12/23/22-1/10/23

Milestones: Skated in 100th career NHL game on 11/25/18 @ TBL | 100th career NHL point on 10/5/19 @ BUF (1a) | Skated in 200th career game 2/20/20 @ SJS | Named 12th team captain in team history on 2/20/21 (22 yrs old, youngest since Kirk Muller (21) in 1987-88 | 100th career NHL assist on 11/30/21 vs SJS | Earned 200th career point on 4/9/22 @ DAL | Played in 300th career NHL game on 4/29/22 vs DET | Earned 100th career NHL/NJD goal 2/18/23 at PIT

Career Stats: 109g-177a=286 PTS | 381 GP

HAT TRICKS

TBD

PENALTY SHOTS

TBD

PERSONAL

Father, Rino, played soccer with FC Naters and his mother Katja works as a sports teacher...Has an older brother, Luca, plays for EHC Biel-Bienne in the Swiss NLA, while older sister, Nina, played volleyball at a high level in Switzerland... Katja took Luca and Nico to nearby Visp to learn to skate since there were no rinks in Naters...Went to his first baseball game at Yankee Stadium during his media tour following being drafted #1 overall; also attended the Red Bull NY-NYCFC Major League Soccer match during his tour...Visited NASDAQ Opening Ceremony and Newark City Hall during his tour of the New Jersey/Metropolitan area...Has a sandwich named after him at Hobby's Deli in Newark; the #1 Nico has grilled chicken, red "Jersey" tomato, honey mustard and Swiss Cheese...Met his countryman Roger Federer at the 2017 US Open in Flushing...Patterned his game after watching Pavel Datsyuk; enjoys volleyball, soccer and swimming in his free time... One of his favorite shows is Peeky Blinders...If there is one thing he can't live without it would be music.



VS. NHL

	GP	G	A	PTS	PIM		GP	G	A	PTS	PIM		GP	G	A	PTS	PIM		GP	G	A	PTS	PIM
ANA	9	3	2	5	4	CBJ	17	3	8	11	2	NSH	9	2	3	5	7	SEA	4	1	2	3	0
ARI	10	3	4	7	0	DAL	9	2	3	5	0	NJD	-	-	-	-	-	STL	10	4	3	7	4
BOS	15	2	8	10	2	DET	11	5	5	10	6	NYI	18	5	7	12	0	TB	14	3	8	11	2
BUF	17	3	10	13	6	EDM	9	2	8	10	2	NYR	22	4	12	16	6	TOR	14	4	3	7	4
CGY	8	1	6	7	0	FLA	13	3	6	9	10	OTT	14	7	9	16	2	VAN	8	1	3	4	2
CAR	15	6	8	14	0	LA	9	3	2	5	4	PHI	19	6	9	15	2	VGK	9	4	2	6	0
CHI	9	2	4	6	4	MIN	9	1	5	6	8	PIT	20	7	11	18	2	WSH	19	8	9	17	8
COL	8	2	3	5	2	MTL	14	7	5	12	4	SJ	10	1	5	6	0	WPG	9	4	4	8	0

CAREER STATS

		REGULAR SEASON											PLAYOFFS										
YEAR	TEAM	LEAGUE	GP	G	A	PTS	+/-	PIM	PP	SH	GW	GT	S	GP	G	A	PTS	PIM					
2009-10	Visp II U15	Mini A	9	15	11	26	-	4	-	-	-	-	-	-	-	-	-	-					
2010-11	Visp U15	Top Mini	11	2	0	2	-	2	-	-	-	-	-	-	-	-	-	-					
	Visp II U15	Mini A	3	4	6	10	-	0	-	-	-	-	-	-	-	-	-	-					
2011-12	Visp U15	Top Mini	27	11	18	29	-	4	-	-	-	-	-	-	-	-	-	-					
2012-13	Visp U15	Top Mini	27	43	38	81	-	4	-	-	-	-	-	-	-	-	-	-					
	Visp U17	Top Novizen	14	12	11	23	-	0	-	-	-	-	-	-	-	-	-	-					
2013-14	Visp U15	Top Mini	20	57	40	97	-	10	-	-	-	-	-	-	-	-	-	-					
	Visp U17	Top Novizen	22	32	45	77	-	4	-	-	-	-	-	-	-	-	-	-					
	Bern U17	Elite Novizen	2	1	2	3	-	0	-	-	-	-	2	0	1	1	2	-					
2014-15	Bern U17	Elite Novizen	22	*28	33	*61	-	2	-	-	-	-	3	4	5	9	0	-					
	Bern U20	Elite Jr. A	11	1	1	2	-	2	-	-	-	-	10	3	3	6	0	-					
2015-16	Bern U20	Elite Jr. A	18	11	17	28	-	6	-	-	-	-	9	1	*8	9	2	-					
	Bern	Swi.	15	1	0	1	-	2	-	-	-	-	-	-	-	-	-	-					
	Visp	Swi-2	7	1	1	2	-	0	-	-	-	-	6	2	0	2	8	-					
	Switzerland	WJC-A	6	0	2	2	-	0	-	-	-	-	-	-	-	-	-	-					
2016-17	Halifax	QMJHL	57	38	48	86	-	24	-	-	-	-	6	3	4	7	0	-					
	Switzerland	WJC-A	5	4	3	7	-	2	-	-	-	-	-	-	-	-	-	-					
2017-18	DEVILS	NHL	82	20	32	52	10	26	1	0	2	-	180	5	1	0	1	0					
2018-19	DEVILS	NHL	69	17	30	47	0	24	3	0	3	-	160	-	-	-	-	-					
	WC-SWI	IIHF	8	4	5	9	3	4	-	-	-	-	-	-	-	-	-	-					
2019-20	DEVILS	NHL	58	14	22	36	16	12	2	1	1	-	123	-	-	-	-	-					
2020-21	DEVILS	NHL	21	6	5	11	-9	4	2	3	1	-	44	-	-	-	-	-					
2021-22	DEVILS	NHL	70	21	39	60	-1	17	4	0	2	-	153	-	-	-	-	-					
2022-23	DEVILS	NHL	81	31	49	80	33	10	7	3	9	-	256	12	1	6	7	2					
DEVILS TOTALS			381	109	177	286	17	93	20	5	17	-	256	17	2	6	8	2					
NHL TOTALS			381	109	177	286	17	93	20	5	17	-	256	17	2	6	8	2					

QMJHL All-Rookie Team (2017) • QMJHL Best Professional Prospect (Mike Bossy Trophy) (2017) • QMJHL Offensive Rookie of the Year (Michel Bergeron Trophy) (2017) • QMJHL Rookie of the Year (2017) • CHL Rookie of the Year (2017) • E.J. McGuire Award of Excellence (2017)

*Led League

NOMINATIONS/AWARDS

2016-17, CHL & QMJHL Rookie of the Year, QMJHL All-Rookie Team, QMJHL Offensive Rookie of the Year | 2017-18 NHL's 1st Star of the Week (ending Feb. 18) | 2019-20 NHL All-Star | 2022-23 Selke Trophy nominee

THROUGH THE YEARS

2021-22: First full 82-game season as captain...earned first goal of season vs BUF on Oct. 23...Earned 100th career assist vs SJS on Nov. 30...Dec. 3, ended 10-game goal drought @ WPG...Placed in COVID protocol & missed game @ NYI, removed Dec. 26...Logged career-high 5 blocks in a game @ CAR...Tied career-high 3 PPG in a season on Feb. 7 @ OTT...Tied goal streak to 4 GP (2018) on Feb. 13 vs PIT...Tied career high 7 SOG @ NYR on Mar. 4...Sideline due to lower-body inj. Vs COL on Mar. 8, returned on Mar. 15 @ VAN after missing 3 GP...Tied career-high 52 PTS (2018) vs MTL on Apr. 7...6th youngest skater in franchise history who recorded 200 career PTS on @ DAL on Apr. 9...Set career-high 21g in a season vs CAR on Apr. 23.

2020-21: Completed fourth professional NHL season with New Jersey, scoring six goals and adding five assists for 11 points in 21 games...Named 12th captain in team history on 2/20/21 when he made season debut vs Buffalo...Missed team's opening 11 games due to a lower-body injury...Scored first goal of season 2/25/21 @ Buffalo...Suffered an upper-body injury on 2/27, received sinus surgery and missed 24 games...Returned on 4/13/21 vs Rangers...Netted his second-career shorthanded goal on 5/1/21 @ Philadelphia.

2019-20: First season named alternate captain with club...Had a four game point-streak from Oct. 30 - Nov. 5 (2g-3a-5pts)...Tallied 14 points through 15 games from 12/27-2/1 (7a-7a)...Appeared in first NHL All-Star Game.

2018-19: Had a four game point-streak from Dec. 6-14 (2G-2A-4PTS)...Led the team in overtime goals with three (Dec. 14 vs. Vegas, Feb. 2 at Montreal, Feb. 15 @ Minnesota)...Finished second in points with 47 behind Palmieri's 50.

2017-18: 2017 1st overall selection (first time in NJD history)...First Swiss-born player selected #1 in NHL history; youngest player to play in the NHL that season...At 18 yrs, 288 days, is youngest Devil to score a goal since Craig Wolanin (Dec. 9, 1985 vs. Min.: 18y-135d)...Led all Euro-born NHL rookies with 52PTS...Mar. 23 @ PIT recorded 11th multi-point game of his career.

International: Switzerland | 2014-15 U18 WJC, 5 GP, 1g-0a-1PTS | 2015-16 WJC, 5 GP, 1g-3a-4PTS, assistant captain | 2015-16 U20 WJC, 6 GP, 0g-2a-2PTS | 2016-17 U18 WJC, 5 GP, 1g-5a-6PTS, assistant captain | 2016-17 U20 WJC, 5 GP, 4g-3a-7PTS | 2018-19 WC, 8 GP, 4g-5a-9PTS | 2020-21 WC, 8 GP, 2g-4a-6PTS, assistant captain | 2021-22 WC, 8 GP, 5g-3a-PTS, captain | 2022-23 WC, 4 GP, 1g-2a-3 PTS, assistant captain



ALEXANDER HOLTZ

10 | RIGHT WING



NO. 10 | HT: 6'0" | WT: 195 LBS | SHOOTS: RIGHT | BORN: 1/23/2002, SALTSJO-BOO, SWEDEN
DRAFT: NEW JERSEY'S FIRST CHOICE, FIRST ROUND (7TH OVERALL), 2020 NHL DRAFT

LAST SEASON

Holtz logged his 2022-23 debut in NJD's season-opener on 10/13 @ PHI & earned his first-career goals & PPG...He became the 23rd rookie in franchise history whose first career goal was also a PPG...(Leave Space to separate text) 10/18 vs ANA: Did not log a shift in 3rd period of play... **10/25 @ DET:** Played in first GP since 10/18 vs ANA... **11/22:** Reassigned to Utica (AHL)...**Nov. 28:** Recalled from Utica -Played in 10:02 TOI @ NYR ...**Dec. 1** vs NSH: Played in season-high 15:07...**Dec. 13** vs DAL: Did not dress... **Jan. 4 @ DET:** Logged first-career multi-point game (1g-1a) Snapped 9-game skid w/o a goal...He was reassigned to Utica on Feb. 17.

CAREER HIGHLIGHTS

First NHL: | **GP:** 11/5/21 @ LAK, 15:25 TOI | **Point:** 11/9/21 vs FLA, 1A | **Goal:** 10/13/22 @ PHI (PPG)

Most In A Game: | **Goals:** 1G, 3 times, last: 1/4/23 @ DET | **Assists:** 1A, 3 times, last: 1/4/23 @ DET | **Points:** 2 PTS (1g-1a), 1/4/23 @ DET | **Shots:** 4 SOG, 10/13/22 @ PHI | **Hits:** 2 hits, Twice, last: 12/20/22 @ CAR | **TOI:** 16:03, 4/28/2022 @ CAR | **BLK:** 2, 12/6/22 vs CHI

Season Career-Highs: | **GP:** 9, 19, 2022-23 | **Goals:** 3, 2022-23 | **Assists:** 2A, 2021-22 | **Points:** 4 PTS, 2022-23 | **Shots:** 21, 2022-23 | **Hits:** 6, 2022-23 | **ATOI:** 12:16, 2021-22 | **BLK:** 4, 2022-23

Longest Streak: | **Goals:** TBD | **Assists:** TBD | **Points:** TBD

Milestones: Earned first career NHL goal on 10/13/22 @ PHI

Career Stats: 3g-3a=6 PTS | 28 GP

HAT TRICKS

TBD

PENALTY SHOTS

TBD



PERSONAL

Alex's favorite subject growing up in school was Math, while his favorite sports team that he rooted for (non-hockey) growing up was Manchester United. Aside from hockey, Alex grew up also playing soccer and tennis. When Alex isn't on the ice he enjoys cooking and playing golf.

VS. NHL

	GP	G	A	PTS	PIM		GP	G	A	PTS	PIM		GP	G	A	PTS	PIM		GP	G	A	PTS	PIM
ANA	1	0	0	0	0	CBJ	0	0	0	0	0	NSH	1	1	0	1	0	SEA	1	0	0	0	0
ARI	0	0	0	0	0	DAL	0	0	0	0	0	NJ	4	1	0	1	0	STL	1	0	0	0	0
BOS	3	0	0	0	0	DET	4	1	1	2	2	NYI	2	0	0	0	4	TB	1	0	0	0	0
BUF	0	0	0	0	0	EDM	0	0	0	0	0	NYR	3	0	0	0	0	TOR	0	0	0	0	0
CGY	0	0	0	0	0	FLA	2	0	1	1	2	OTT	0	0	0	0	0	VAN	0	0	0	0	0
CAR	2	0	0	0	0	LA	1	0	0	0	0	PHI	3	1	1	2	2	VGK	0	0	0	0	0
CHI	1	0	0	0	0	MIN	0	0	0	0	0	PIT	1	0	0	0	0	WSH	0	0	0	0	0
COL	0	0	0	0	0	MTL	0	0	0	0	0	SJ	1	0	0	0	0	WPG	0	0	0	0	0

CAREER STATS

YEAR	TEAM	LEAGUE	REGULAR SEASON										PLAYOFFS									
			GP	G	A	PTS	+/-	PIM	PP	SH	GW	GT	S	GP	G	A	PTS	PIM				
2018-19	Djurgårdens	J18 Allsv.	4	0	0	0	-	0	-	-	-	-	-	-	-	-	-	-				
	Djurgårdens	J20 SuperElit	41	11	19	19	-	26	-	-	-	-	8	4	7	11	10					
	Djurgårdens	SHL	51	24	43	43	-	54	-	-	-	-	10	5	5	10	2					
	Sweden	WHC-17	35	17	24	24	-	22	-	-	-	-	11	3	7	10	4					
	Sweden	WJC-18	36	5	9	9	-	10	-	-	-	-	-	-	-	-	-					
2019-20	Djurgårdens	J20 SuperElit	38	10	22	22	-	58	-	-	-	-	-	-	-	-	-					
	Djurgårdens	SHL	37	12	18	18	-	43	-	-	-	-	-	-	-	-	-					
	Sweden	WJC-20	32	13	17	17	-	20	-	-	-	-	-	-	-	-	-					
2020-21	Djurgårdens IF	SHL	40	7	11	18	-	4	-	-	-	-	3	2	2	4	2					
	Binghamton	AHL	10	1	2	3	-	0	-	-	-	-	-	-	-	-	-					
	Sweden U20	WJC-20	5	1	2	3	-	6	-	-	-	-	-	-	-	-	-					
2021-22	DEVILS	NHL	9	0	2	2	-	2	0	0	-	12	-	-	-	-	-					
	Utica	AHL	52	26	25	51	-	10	7	0	-	167	5	1	2	3	0					
2022-23	DEVILS	NHL	19	3	1	4	-6	8	2	0	0	0	21	-	-	-	-					
	Utica	AHL	14	6	5	11	-5	4	0	0	0	2	44	6	0	5	5	0				
DEVILS TOTALS			28	3	3	6	-11	10	2	0	0	-	33	-	-	-	-	-				
NHL TOTALS			28	3	3	6	-11	10	2	0	0	-	33	-	-	-	-	-				

NOMINATIONS/AWARDS

2018-19: Hlinka Gretzky Cup Silver Medal, U17 WHC Bronze Medal, U18 WJC Gold Medal |
2019-20: U20 WJC Bronze Medal | 2021-22: AHL Rookie of the Month for January

THROUGH THE YEARS

2021-22: Assigned to Utica (AHL) on Oct. 11...Recalled from Utica (AHL) on Nov. 4...Made NHL debut on Nov. 5, 2021 @ LAK (15:25 TOI)...Recorded first NHL point (1A) on Nov. 9, vs FLA...Recorded second NHL point (1A) on Nov. 20, at TBL...Reassigned to Utica (AHL) on Nov. 23...Placed on Taxi Squad via Jan. 1, 2022...Reassigned to Utica (AHL) Jan. 7...Recalled from Utica (AHL) on Apr. 27...Played in games on Apr. 28 & Apr. 29...Finished fourth on Utica with 51 PTS (26g-25a) in his first full season in North America.

2020-21: Completed his third **professional** NHL season ...Was acquired via trade from Toronto Maple Leafs in exchange for forward Joey Anderson on 10/10/20...Made his Devils debut on 1/14/21 vs Boston...recorded his first point with New Jersey on 1/26/21 vs Philadelphia...recorded his first goal with New Jersey on 1/30/ @ Buffalo.

2020-21: Played in 40 games for Djurgårdens in the SHL...Made North American debut in the AHL with Binghamton, 10GP.

2019-20: Played for Djurgårdens IF in J20 SuperElit & SHL...Drafted by New Jersey with the 7th overall selection...Became the fifth Swedish player in Devils history drafted in the 1st round

International: Sweden | 2018-19 U17 WHC, 4g-4a-8PTS, U18 WJC, 4g-3a-7PTS | 2019-20 WJC, 3g-2a-5PTS | 2020-21, WJC, 1g-2a-3PTS



JACK HUGHES

86 | CENTER



NO. 86 | HT: 5'11" | WT: 175 LBS | SHOOTS: LEFT | BORN: 5/14/2001, ORLANDO, FLORIDA
DRAFT: NEW JERSEY'S FIRST CHOICE (FIRST ROUND), FIRST OVERALL, IN 2019 NHL DRAFT

2022-23

Oct. 18 vs ANA: Earned 2A, for first multi-point effort of the season...**Oct. 20 @ NYI:** Earned first goal of the season...**Oct. 28 vs COL:** Earned 6th career GWG, Extended goal/PTS streak to 2 GP (2g-1a)...**Nov. 1 @ VAN:** Ext. PTS streak to 4 GP (3g-4a) after a 1g-1a=2 PTS night...Tied career-high 8 SOG in a GP, last: Feb. 25, 2021, @ BUF...**Nov. 15 @ MTL:** Earned 3 GP PTS streak (3g-3a) dating to 11/10, after tallying 2g-1a...**Nov. 17 @ TOR:** 4 GP PTS streak (3g-4a), earned 1A...**Nov. 21 vs EDM:** Earned 2 assists: recorded the 34th multi-point GP of career & passed S. Gomez (33) for sole possession of the 4th most by a Devils/Rockies/Scouts player age 21 or younger. Hughes trails only K. Muller (63), B. Shanahan (41) & W. Palement (39)...**Nov. 26 vs WSH:** Earned 1st career hat-trick, Youngest player in franchise history who earned a hat-trick...**Dec. 3 @ PHI:** Logged 3rd career GWG, marked a career-high...**Dec. 6 vs CHI:** Tied career-high 6-game PTS streak (0g-2a)...**Dec. 9 vs NYI:** Earned career-high 7 GP PTS streak (7g-5a), Logged career-high 26:13 TOI in a game...**Dec. 12 @ NYR:** Ext. career-high PTS streak to 8 GP (8g-5a)...**Dec. 23 vs BOS:** Played in 200 career NHL GP, plus W/ NJD, Became the 12th player in fran. history who scored a goal in their 200 career NHL GP...**Jan. 5 vs STL:** Ext. goal streak to 4 GP (6g-1a), tied career-high, Named NJ '23 All-Star...**Jan. 7 vs NYR:** Ext. goal streak to 5 GP, marked career-high, 1st career multi-goal efforts in consecutive GP...**Jan. 27 @ DAL:** 22 multi-PTS GP (2g-0a), 7th multi-goal GP, 4th career OTG...**Feb. 6 vs VAN:** (2g-1a), 23rd multi-PTS GP, Ext. multi-PTS STK to 5 GP; tied fran. record - S. Gomez (05-06) & K. Muller (87-88), Career-high 9 GP point streak (9g-9a=18 PTS), 8th multi-GP...**Feb. 8:** Announced out week-to-week due to upper-body inj...**Feb. 18 @ PIT:** Returned after missing 4 GP (0g-2a)...**Feb. 21 vs MTL:** Earned 100 career assist (0g-2a), 3rd youngest player in fran. history who earned 100a, 11 multi-assist GP - 22-23...**Mar. 12 v CAR:** Tied T. Hall (17-18) for fran. record 27th multi-point GP in a single season, Logged 1g-2a...**Mar. 16 v TBL:** Earned 80th PTS for season (1a), 2nd youngest player in fran. history who earned 80 PTS in single season...**Mar. 21 vs MIN:** Tied career-high 10 SOG...**Mar. 24 @ BUF:** Set fran. record 28th multi-PTS GP in single season, Passed T. Hall's 27 multi-PTS GP via '27-18...**Mar. 25 v OTT:** 40th goal for '22-23, 9th plder in fran. history who earned 40g in a season...**Apr. 2 @ VGK:** 5th player in fran. history who earned 90 PTS in a season, Youngest player in fran. history who earned 90 PTS in a season at 21yrs, 323 days...**Apr. 6 v CBJ:** 2nd youngest player in fran. history who earned 200 career PTS at 21yrs, 327 days (K. Muller 21yrs, 255 days), Fastest player to 200 career PTS (241 GP) & passed K. Muller (242 GP)...**Apr. 8 @ BOS:** Earned 1a & tied P. Elias' franchise record for most PTS that a player earned a single season w/ 96 PTS...**Apr. 11 vs BUF:** Scored ENG & passed P. Elias' franchise record for the most PTS that a player earned a single season w/ 97 PTS.

2022-23 Stanley Cup Playoffs: **Apr. 18 vs NYR:** 2nd player in fran. history who earned a penalty shot in a SCP GP...-1st player who scored on a penalty shot in a SCP GP in fran. history...9th player in fran. history who scored a goal in his first career SCP GP -22:17 TOI...ranked second in fran. history for most TOI in first career SCP GP w/ NJ...**Apr. 22 @ NYR:** 1st career playoff PPG...**May 7 v CAR:** 1st career multi-PTS GP in SCP (2g-2a)...**May 9 v CAR:** Goals in consec. GP (1g-0a)...Hughes led NJ with six goals and 11 PTS for the SCP.

CAREER HIGHLIGHTS

First NHL: | GP: 10/4/19 vs WPG, 15:12 TOI | **Point:** 10/17/19 vs NYR, 1A | **Goal:** 10/19/19 vs VAN | PPG: 10/19/19 vs VAN

Most In A Game: | **Goals:** 3G, 11/26/23 vs WSH | **Assists:** 3A, 2/24/22 @ PIT | **Points:** 4 PTS, 4/6/23 vs CBJ (2g-2a) | **Shots:** 10 SOG, 2 times, last: 3/21/23 vs MIN | **Hits:** 2 hits, 3 times, last: 1/7/23 vs NYR | **TOI:** 26:13, 12/9/22 vs NYI | **BLK:** 5, 3/27/23 @ NYI

Season Career-Highs: | **GP:** 78, 2022-23 | **Goals:** 43, 2022-23 | **Assists:** 56, 2022-23 | **Points:** 99, 2022-23 | **SOG:** 336, 2022-23 | **Hits:** 15, 2020-21 | **ATOI:** 19:58, 2022-23 | **BLK:** 30, 2022-23

Longest Streak: | **Goals:** 5 GP (8g-2a), 12/30/22-1/7/23 | **Assists:** 6 GP (2g-8a), 3/30/23-4/8/23 | **Points:** 9 GP (9g-9a), 1/13/23-2/6/23

Milestones: Skated in 100th career game on 4/9/21 vs PIT | Recorded his 50th career NHL point on 5/1/21 @ PHI (2A) | 100th career NHL point (goal) on 3/22/22 vs NYR | Played in 200th career NHL/NJD GP 12/23/22 vs BOS | Earned 200th career/NJD PTS on 4/6/23 vs CBJ | Tied P. Elias franchise record for most PTS in a single season (96) on 4/8/23 @ BOS | Set franchise record for most PTS in a single season (97) on 4/11/23 vs BUF

Career Stats: 87g-120a=207 PTS | 244 GP

HAT TRICKS

November 26, 2022, vs Washington (3g-0a), vs Charlie Lindgren

PENALTY SHOTS

April 18, 2023, vs NYR, I. Shesterkin, 1st Round Stanley Cup Playoffs - CONVERTED



PERSONAL

Father, Jim, was a former defenseman for Providence College and an assistant coach in the NHL for the Boston Bruins and his mother Ellen was a three-sport athlete at the University of New Hampshire (hockey, lacrosse and soccer)...Older brother Quinn, plays for Vancouver Canucks and younger brother Luke was drafted by NJD, 4th overall in the 2020 NHL Draft, & completed his sophomore season at Univ. Michigan in 2022-23...Luke then signed a 3-year entry level contract on April 8th, 2023 and made his Devils debut last season...First Devil to wear No. 86...Spends his summers golfing with his friends and family...Jack is a big University of Michigan football fan & his favorite non-hockey athlete is LeBron James.

VS. NHL

GP	G	A	PTS	PIM	GP	G	A	PTS	PIM	GP	G	A	PTS	PIM	GP	G	A	PTS	PIM				
ANA	5	2	4	6	0	CBJ	8	4	6	10	0	NSH	5	1	5	6	0	SEA	2	0	2	2	0
ARI	5	2	4	6	0	DAL	5	2	1	3	0	NJD	-	-	-	-	-	STL	4	2	2	4	0
BOS	16	2	8	10	0	DET	7	2	3	5	2	NYI	14	5	1	6	4	TB	7	2	4	6	0
BUF	13	6	7	13	0	EDM	6	2	3	5	2	NYR	16	9	6	15	14	TOR	8	1	3	4	0
CGY	4	1	4	5	2	FLA	6	2	2	4	0	OTT	7	2	4	6	2	VAN	6	6	4	10	0
CAR	8	5	2	7	0	LA	5	0	5	5	0	PHI	17	3	7	10	0	VGK	4	1	3	4	0
CHI	6	4	6	10	0	MIN	3	0	1	1	0	PIT	18	8	8	16	2	WSH	17	5	7	12	0
COL	4	1	2	3	0	MTL	7	4	5	9	2	SJ	5	1	0	1	2	WPG	6	2	1	3	0

CAREER STATS

YEAR	TEAM	LEAGUE	REGULAR SEASON										PLAYOFFS							
			GP	G	A	PTS	+/-	PIM	PP	SH	GW	GT	S	GP	G	A	PTS	PIM		
2017-18	US U17	Exhibition	15	10	23	33	-	4	-	-	-	-	-	-	-	-	-	-	-	-
	US U18	Exhibition	18	9	20	29	-	2	-	-	-	-	-	-	-	-	-	-	-	-
	US U17	USHL	9	3	12	15	-	6	-	-	-	-	-	-	-	-	-	-	-	-
	US U18	USHL	18	18	21	39	-	4	-	-	-	-	-	-	-	-	-	-	-	-
2018-19	US U18	Exhibition	26	13	39	52	-	19	-	-	-	-	-	-	-	-	-	-	-	-
	US U18	USHL	24	12	36	48	-	4	-	-	-	-	-	-	-	-	-	-	-	-
	US U18	USHL	61	7	14	21	26	-	10	4	0	2	-	123	-	-	-	-	-	-
2019-20	DEVILS	NHL	56	11	20	31	-3	16	1	0	1	-	142	-	-	-	-	-	-	-
2021-22	DEVILS	NHL	49	26	30	56	-16	0	6	0	2	1	65	-	-	-	-	-	-	-
2022-23	DEVILS	NHL	78	43	56	99	10	6	9	0	6	-	336	12	6	5	11	2		
DEVILS TOTALS			244	87	120	207	-35	32	20	0	11	-	766	12	6	5	11	2		
NHL TOTALS			244	87	120	207	-35	32	20	0	11	-	766	12	6	5	11	2		

NOMINATIONS/AWARDS

2017-18 U18 WJC All-Star Team, U18 WJC Most Valuable Player, U18 WJC Silver Medal, USA Hockey Junior Player of the Year | 2018-19 U18 WJC All-Star Team, U18 WJC Bronze Medal, U20 WJC Silver Medal | 2022-23 Lady Byng Memorial Trophy nominee | NHL's 2nd Star of the Week, week ending on Jan. 2, 2023 | NHL's 1st Star of the Month (January 2023)

THROUGH THE YEARS

2021-22: Completed third pro season...Named NHL All-Star for the first time...Wore assistant captain's letter "A" for the first time in his career...set career-highs with 26 goals, 30 assists and 56 points in a single season...career-high 6 PPG & 19:34 ATOL...Set career-high 8-game point streak via Jan. 31 to Mar. 1 (6g-8a-14 PTS)...Earned 2nd career OT-GWG on Oct. 15 vs CHI...Left game in 1st period vs SEA on Oct. 19 (upper-body inj.)...Placed on I.R. on Oct. 21 with dislocated shoulder, but no surgery, activated off I.R. on Nov. 30, missed 17 GP, & signed an 8-year contract extension, \$64 million...Named NHL's 2nd Star of the Week on Jan. 2...Set career-high 25:43 TOI on CBJ on Jan. 8...Jan. 25, vs DAL, earned PPP in 4-consecutive games for the 1st time in career...Placed in COVID protocol on Feb. 6, removed Feb. 12...Earned 100th & 101st career PTS on Mar. 22 vs NYR - 4th youngest in franchise history before the age of 21-yrs-old...Left game in 2nd period on Apr. 3 vs NYI due to lower-body inj. & was shut down for remainder of the season.

2020-21: Dressed in his second professional NHL season, scoring 11 goals and collecting 20 assists for 31 points in 56 games...His 31 points ranked second on New Jersey and his 20 assists ranked third...Netted two goals and four assists for six points in the opening three games...Recorded two three-game points streaks (1/14 to 1/19 & 2/18 to 2/21)...His six power-play assists ranked first (tied) on New Jersey...Was one of two Devils (Damon Severson) that dressed in all 56 games...Led New Jersey in shots on goal (142)...Led New Jersey with 56 takeaways, which also ranked second (tied) in the NHL...Led all New Jersey forwards in TOI (19:04)...Was one of 10 teenage skaters in franchise history to earn 30 career points before turning 20-years-old.

2019-20: Completed first professional NHL season...Became second youngest player to make their debut in a season opening game in Devils franchise history at 18 years and 143 days old; Craig Wolanin holds the record at 18 years and 75 days old (10/10/85 debut)...Had goals in consecutive games marking the fifth time in Devils/Rockies/Scouts rookie history...First game-winning overtime goal Dec. 29 @ Ottawa, marking the youngest Devil to score in overtime (18 years old).

2018-19: Selected first overall by New Jersey at 2019 NHL Draft in Vancouver...Was second time Devils had selected first in team history (2017 - Nico Hischier)...Passed Alex Ovechkin for most career points at the IIHF Men's World Under-18 Championship, recording 32 points in 14 games.

2017-18: First season with USNTDP Juniors, tallying 54 points (21g-33a) in 27 GP...Split time with USDP U17 and U18 teams...Named U17 team captain.

International: USA | 2017-18 U 18 WJC, 7 GP, 5g-7a-12PTS, won Silver Medal | 2018-19 U18 WJC, 7 GP, 9g-11a-20PTS, won Bronze Medal | 2018-19 U20 WJC, 4 GP, 0g-4a-4PTS, won Silver Medal



LUKE HUGHES

43 | DEFENSEMAN



NO. 43 | HT: 6'2" | WT: 195 LBS | SHOOTS: LEFT | BORN: 9/9/03, MANCHESTER, NH
DRAFT: NEW JERSEY'S FIRST CHOICE (FIRST ROUND), FOURTH OVERALL, IN 2021 NHL DRAFT

UNIV. OF MICHIGAN: 2021-22 TO 2022-23

Earned the Michigan record for the most goals and points that a freshman defenseman scored in a single season...Earned Big 10 All-Freshman Team honors and was the Big 10 Co-Freshman of the Year...Named an assistant captain for his sophomore season in 2022-23...First team AHCA/CCM All-America honors from the American Hockey Coaches Association, after being named to the second team last season...Ranked second overall in scoring on Michigan this season (10g-38a) behind A. Fantilli (30g-35a)...His 42 regular-season PTS ranked second for all NCAA defensemen.

2022-23

Apr. 11 vs BUF: Logged NHL debut (11:15 TOI) on 4/11/23 vs BUF...**Apr. 13 @ WSH:** Earned 1st career NHL assist & PTS...Later scored 1st career NHL goal, which was in OT...Became 3rd player in franchise history whose 1st career NHL goal was earned in OT (Y. Sharangovich in 2021 & J. Merrill in 2014).

2022-23 Stanley Cup Playoffs: May 7 v CAR: SCP debut -23rd player in fran. history who earned a PTS in 1st career SCP game...-5th player in fran. history who earned 2 PTs (0g-2a) in 1st career SCP game...**May 9 v CAR:** Played in 2nd career SCP GP...**May 11 @ CAR:** Ranked 2nd on NJ in TOI (25:02).

CAREER HIGHLIGHTS

First NHL: | **GP:** 4/11/23 vs BUF, 11: 15 TOI | **Point:** 4/13/23 @ WSH, 1A | **Goal:** 4/13/23 @ WSH, also OTG | **First PPG:** TBD

Milestones: 1st career NHL game on 4/11/23 vs BUF | Earned first point & goal on 4/13/23 @ WSH

Career Stats: 1g-1a=2 PTS | 2 GP



HAT TRICKS

TBD

PENALTY SHOTS

TBD

PERSONAL

N/A

VS. NHL

	GP	G	A	PTS	PIM		GP	G	A	PTS	PIM		GP	G	A	PTS	PIM		GP	G	A	PTS	PIM
ANA	0	0	0	0	0	CBJ	0	0	0	0	0	NSH	0	0	0	0	0	SEA	0	0	0	0	0
ARI	0	0	0	0	0	DAL	0	0	0	0	0	NJD	-	-	-	-	-	STL	0	0	0	0	0
BOS	0	0	0	0	0	DET	0	0	0	0	0	NYI	0	0	0	0	0	TB	0	0	0	0	0
BUF	1	0	0	0	0	EDM	0	0	0	0	0	NYR	0	0	0	0	0	TOR	0	0	0	0	0
CGY	0	0	0	0	0	FLA	0	0	0	0	0	OTT	0	0	0	0	0	VAN	0	0	0	0	0
CAR	0	0	0	0	0	LA	0	0	0	0	0	PHI	0	0	0	0	0	VGK	0	0	0	0	0
CHI	0	0	0	0	0	MIN	0	0	0	0	0	PIT	0	0	0	0	0	WSH	1	1	1	2	0
COL	0	0	0	0	0	MTL	0	0	0	0	0	SJ	0	0	0	0	0	WPG	0	0	0	0	0

CAREER STATS

			REGULAR SEASON										PLAYOFFS									
YEAR	TEAM	LEAGUE	GP	G	A	PTS	+/-	PIM	PP	SH	GW	GT	S	GP	G	A	PTS	PIM				
2019-20	U.S. Nat. U17 Team	USDP	48	7	21	28	-	10	-	-	-	-	-	-	-	-	-	-				
	USNTDP Juniors	USHL	28	4	9	13	-14	6	-	-	-	-	-	-	-	-	-	-				
	USA U17	WHC-I7	6	1	3	4	-	0	-	-	-	-	-	-	-	-	-	-				
2020-21	U.S. Nat. U18 Team	USDP	38	6	28	34	11	14	-	-	-	-	-	-	-	-	-	-				
	USNTDP Juniors	USHL	18	4	11	15	5	8	-	-	-	-	-	-	-	-	-	-				
2021-22	Univ. of Michigan	NCAA	41	17	22	39	26	10	3	0	1	-	-	-	-	-	-	-				
	USA U20	WJC	5	1	5	6	7	0	-	-	-	-	-	-	-	-	-	-				
	USA	WC	10	1	3	4	0	0	-	-	-	-	-	-	-	-	-	-				
2022-23	Univ. of Michigan	NCAA	39	10	38	48	24	26	-	-	-	-	-	-	-	-	-	-				
	USA	WJC	7	4	1	5	3	2	-	-	-	-	-	-	-	-	-	-				
	DEVILS	NHL	2	1	1	2	0	0	0	0	1	-	-	3	0	2	2	0				
DEVILS TOTALS			2	1	1	2	0	0	0	0	2	-	-	3	0	2	2	0				
NHL TOTALS			2	1	1	2	0	0	0	0	2	-	-	3	0	2	2	0				

NOMINATIONS/AWARDS

2021-22 BIG 10 All-Rookie Team, BIG 10 Champion, BIG 10 Co-Rookie of the Year | 2022-23 WJC Bronze Medal

THROUGH THE YEARS

International: U.S.A. 2021-22 WJC, 5 GP, 1g-5a=6 PTS, WC, 10 GP, 1g-3a=4 PTS | 2022-23 WJC, captain, 7 GP, 4g-1a=5 PTS, Bronze Medal



CURTIS LAZAR

42 | RIGHT WING



NO. 42 | HT: 6'0" | WT: 203 LBS | SHOOTS: RIGHT | BORN: 2/2/95, SALMON ARM, BC, CAN
DRAFT: OTTAWA'S 1ST SELECTION, 17TH OVERALL, 1ST ROUND OF THE 2013 NHL DRAFT

2022-23

With NJ: Acquired via trade from VAN on Mar. 3, 2023, in exchange for a 2024 4th-round draft pick...**Mar. 16 vs TBL:** Logged NJD debut (10:07 TOI)...Missed 12 consecutive GP due to inj. dating to Mar. 19.

With VAN: Feb. 6 @ NJD: Notched his second goal of the season...**Jan. 21 vs EDM:** Led the team in hits (5)...**Nov. 21 vs VGK:** Collected his first assist of the season, Nov. 21 vs VGK.

2022-23 Stanley Cup Playoffs: Apr. 22 @ NYR: Logged NJD playoff debut (9:48 TOI)...**4/29 @ NYR:** Recorded 1st career SCP goal with NJ.

CAREER HIGHLIGHTS

First NHL: | **GP:** 10/9/14 @ NSH, 15:04 | **Point:** 10/16/14 vs COL, 1A | **Goal:** 12/15/14 @ BUF, 1G | **First PPG:** 11/10/15 @ NSH

Most In A Game: | **Goals:** 2G, 3 times, last: 1/12/22 vs MTL | **Assists:** 2A, 1/12/20 @ DET | **Points:** 3 PTS 1/12/22 vs MTL (2g-1a) | **Shots:** 5 SOG, 3 times, last: 2/1/18 vs TBL | **Hits:** 7 hits, 11/18/22 vs LAK | **TOI:** 20:03, 11/5/25 vs WPG | **BLK:** 5 blocks, 1/5/23 vs COL

Season Career-Highs: | **GP:** 76, 2015-16 | **Goals:** 8, 2021-22 | **Assists:** 14, 2015-16 | **Points:** 20, 2015-16 | **SOG:** 95, 2021-22 | **Hits:** 186, 2021-22 | **ATOI:** 13:52, 2015-16 | **BLK:** 53, 2022-23

Longest Streak: | **Goals:** 2 GP (2g-0a), 3/26/15-3/28/15 | **Assists:** 2 GP (2g-2a), 8x, last: 1/10/22-1/12/22, | **Points:** 3 GP (1g-3a), 3x, last: 1/12/20-1/16/20

Milestones: Played in 100th career NHL GP 12/30/15 vs NJD | Played in 400th career NHL GP on 4/23/22 vs NYR

Career Stats: 38g-57a=95 PTS | 453



HAT TRICKS

TBD

PENALTY SHOTS

TBD

PERSONAL

Curtis and his wife have two kids, Owen (2) & Cayden (born in June). They also has 2 French Bulldogs (Bubba & Ollie). Curtis enjoys spending time with family, going to the beach, watching football & golfing. Curtis' favorite TV show is "The Office", while his favorite actor is Adam Sandler.

VS. NHL

	GP	G	A	PTS	PIM		GP	G	A	PTS	PIM		GP	G	A	PTS	PIM		GP	G	A	PTS	PIM
ANA	10	1	0	1	7	CBJ	17	0	2	2	7	NSH	8	2	0	2	2	SEA	4	0	1	1	2
ARI	11	0	1	1	4	DAL	8	0	2	2	6	NJD	22	4	2	6	6	STL	11	0	1	1	4
BOS	13	1	0	1	9	DET	16	0	5	5	2	NYI	21	2	2	4	6	TB	20	1	2	3	2
BUF	21	2	1	3	15	EDM	13	1	2	3	6	NYR	20	3	1	4	2	TOR	17	5	0	5	0
CGY	8	1	1	2	0	FLA	19	1	2	3	0	OTT	10	1	2	3	4	VAN	10	0	2	2	0
CAR	15	1	3	4	2	LA	12	0	4	4	4	PHI	19	3	6	9	0	VGK	9	1	2	3	0
CHI	10	0	1	1	2	MIN	12	0	1	1	2	PIT	22	0	2	2	6	WSH	25	3	2	5	9
COL	10	1	3	4	0	MTL	14	3	1	4	0	SJ	11	1	2	3	0	WPG	15	0	1	1	2

CAREER STATS

YEAR	TEAM	LEAGUE	REGULAR SEASON											PLAYOFFS								
			GP	G	A	PTS	+/-	PIM	PP	SH	GW	GT	S	GP	G	A	PTS	PIM				
2013-14	Canada	WJC	7	3	4	7	1	0	-	-	-	-	-	-	-	-	-	-				
2014-15	Canada	WJC	7	5	4	9	8	0	-	-	-	-	-	-	-	-	-	-				
2014-15	Ottawa	NHL	67	6	9	15	1	14	0	0	0	-	92	6	0	0	0	2				
2015-16	Ottawa	NHL	76	6	14	20	-1	18	1	1	0	-	78	-	-	-	-	-				
2016-17	TOT	NHL	37	1	3	4	-8	4	0	0	0	-	26	-	-	-	-	-				
2016-17	Ottawa	NHL	33	0	1	1	-10	4	0	0	0	-	24	-	-	-	-	-				
2016-17	Calgary	NHL	4	1	2	3	2	0	0	0	0	-	2	1	0	0	0	0				
2017-18	Calgary	NHL	65	2	10	12	-8	23	0	0	1	-	65	-	-	-	-	-				
2018-19	Calgary	NHL	1	0	0	0	-1	0	0	0	0	-	0	-	-	-	-	-				
2019-20	Buffalo	NHL	38	5	5	10	-3	9	0	0	0	-	33	-	-	-	-	-				
2020-21	TOT	NHL	50	7	6	13	-6	6	0	0	1	-	55	-	-	-	-	-				
2020-21	Buffalo	NHL	33	5	4	9	-4	0	0	0	1	-	35	-	-	-	-	-				
2020-21	Boston	NHL	17	2	2	4	-2	6	0	0	0	-	20	10	0	1	1	0				
2021-22	Boston	NHL	70	8	8	16	-2	16	0	0	0	-	95	7	1	0	1	2				
2022-23	TOT	NHL	49	3	2	5	-6	21	0	0	0	-	55	-	-	-	-	-				
2022-23	Vancouver	NHL	45	3	2	5	-5	14	0	0	0	-	54	-	-	-	-	-				
2022-23	DEVILS	NHL	4	0	0	0	-1	7	0	0	0	-	1	6	1	0	1	2				
DEVILS TOTALS			4	0	0	0	-1	7	0	0	0	-	1	6	1	0	1	2				
NHL TOTALS			453	38	57	95	-34	111	1	1	2	-	499	30	2	1	3	6				

NOMINATIONS/AWARDS

2011-12 WHL Champion w/ Oil Kings | 2013-14 WHL Champion w/ Oil Kings |
2014-15 U20 WJC Gold Medal w/ CAN | 2018-19 AHL All-Star

THROUGH THE YEARS

2021-22: Played in 70 GP w/ BOS

2020-21: Finished the 2020-21 season with Boston, after he was acquired with T. Hall from Buffalo on Apr. 12, 2021

International: Canada, 2013-14 WJC, 7 GP, 3g-4a=7 PTS | 2014-15 WJC, captain, 7 GP, 5g-4a=9 PTS, Gold Medal



JOHN MARINO

6 | DEFENSEMAN



NO. 6 | HT: 6'1" | WT: 181 LBS | SHOOTS: RIGHT | BORN: 5/21/1997, NORTH EASTON, MA
DRAFT: EDMONTON'S FOURTH SELECTION, SIXTH ROUND (154TH OVERALL), IN THE 2015 NHL DRAFT

2022-23

Oct. 22 vs SJS: Logged 21:57 TOI, which led all Devils skaters, Marked the first time he led the Devils in TOI in a game...**Oct. 24 vs WSH:** Earned first multi-point (2a) with NJD...**Oct. 25 @ DET:** Earned 1A, extended PTS streak to 2 games, Led NJD in TOI for the second time, 22:35...**Oct. 28 vs COL:** -Led NJD in TOI for third time this season; 22:01...**Oct. 30 vs CBJ:** Earned 1st goal of season, w/ NJD, Snapped 85 game goal drought w/o a goal dating to Oct. 19, 2021, vs DAL...**Nov. 1 at VAN:** Earned 1a, has 5 PTS in his last 5 GP (1g-4a) dating to Oct. 24 vs WSH, Played in his 199th career NHL game (189 GP w/ PIT)...**Nov. 3 at EDM:** Played in 200 career NHL GP, & earned 1a...**Dec. 20 @ CAR:** Left game in 2nd per. and did not play in 3rd period...**Dec. 21 @ FLA:** Did not play & missed first game of the season...**Dec. 28:** Placed on I.R. retroactive to Dec. 20...**Feb. 6 vs VAN:** Activated off I.R., Played 20:21 TOI, after missing last 17 GP...**Feb. 9 vs SEA:** Scored ENG in 3rd per. - 4th goal of the season, Led team w/ 22:56 TOI...**Apr. 6 v CBJ:** Career-high 3 assists/PTS in a GP.

2022-23 Stanley Cup Playoffs: Apr. 29 @ NYR: Entered Game 6 leading NJ in TOI (23:45)...May 1 V NYR: 1st career multi-PTS playoff GP (0g-2a)...**May 11 @ CAR:** Led NJ in TOI (30:36).

CAREER HIGHLIGHTS

First NHL: | **GP:** 10/8/2019 vs WPG, 10:30 TOI | **Point:** 10/26/2019 @ DAL, 1A | **Goal:** 11/4/2019 @ BOS | **First PPG:** 12/7/2019 @ DET

Most In A Game: | **Goals:** 1G, 14 times last: 2/9/23 vs SEA | **Assists:** 3A, 4/6/23 vs CBJ | **Points:** 3 PTS, 4/6/23 vs CBJ | **Shots:** 5, 4 times, last: 11/10/22 vs OTT | **Hits:** 7 hits, twice, last: 12/10/2019 vs MTL | **TOI:** 30:30, 2/1/2021 @ NYR | **BLK:** 4 blocks, 7 times, last: 12/17/22 vs FLA

Season Career-Highs: | **GP:** 81, 2021-22 | **Goals:** 6, 2019-20 | **Assists:** 24, 2021-22 | **Points:** 26, 2019-20 | **SOG:** 90, 2021-22 | **Hits:** 73, 2021-22 | **ATOI:** 21:04, 2022-23 | **BLK:** 88, 2021-22

Longest Streak: | **Goals:** TBD | **Assists:** 3 GP, 5x, last: (0g-3a), 1/2/22-1/6/22 | **Points:** 6 GP (1g-6a), 11/16/19-11/27/19

Milestones: Played in 100th career NHL game on 4/24/2021 vs NJD | Played in 200 career NHL GP 11/3/22 @ EDM

Career Stats: 14g-68a=82 PTS | 253 GP

HAT TRICKS

TBD

PENALTY SHOTS

TBD



PERSONAL

Marino's favorite restaurant is Bill's House of Pizza, which is located in North Easton, MA... Two of his favorite hobbies are playing golf and traveling in the offseason, and if he wasn't an NHL d-man then he'd aspire to be a professional golfer...Every summer he participates in a charity hockey game for police officers in Boston...His favorite NHL player growing up was Ray Bourque and his favorite actor is Matt Damon...He started playing hockey at the age of 2, but also grew up playing football and baseball...His favorite subject in school was History...His favorite artist is Morgan Wallen, and his favorite holiday is Christmas.

VS. NHL

	GP	G	A	PTS	PIM		GP	G	A	PTS	PIM		GP	G	A	PTS	PIM		GP	G	A	PTS	PIM
ANA	4	0	1	1	2	CBJ	9	1	4	5	4	NSH	5	0	2	2	0	SEA	3	1	1	2	0
ARI	6	0	0	0	0	DAL	5	1	1	2	0	NJ	15	1	3	4	0	STL	5	0	2	2	0
BOS	13	1	2	3	6	DET	7	1	4	5	0	NYI	17	0	5	5	2	TB	8	1	1	2	4
BUF	13	1	0	1	2	EDM	6	0	2	2	4	NYR	15	1	1	2	6	TOR	7	0	1	1	0
CGY	6	1	2	3	2	FLA	7	1	4	5	2	OTT	8	1	4	5	11	VAN	6	0	3	3	4
CAR	6	0	1	1	0	LA	4	0	0	0	2	PHI	19	1	4	5	6	VKG	5	0	1	1	4
CHI	5	0	2	2	2	MIN	6	0	3	3	0	PIT	2	0	1	1	2	WSH	17	0	7	7	2
COL	6	0	2	2	0	MTL	8	1	2	3	2	SJ	4	0	1	1	0	WPG	6	0	1	1	2

CAREER STATS

YEAR	TEAM	LEAGUE	REGULAR SEASON											PLAYOFFS									
			GP	G	A	PTS	+/-	PIM	PP	SH	GW	GT	S	GP	G	A	PTS	PIM					
2015-16	Tri-City Storm	USHL	56	5	25	30	5	43	3	0	2	-	71	11	0	2	2	6					
2016-17	Harvard	NCAA	35	2	13	15	20	24	1	1	1	-	40	-	-	-	-	-					
2017-18	Harvard	NCAA	33	2	14	16	21	10	0	0	0	-	47	-	-	-	-	-					
2018-19	Harvard	NCAA	33	3	8	11	-3	20	1	0	0	-	60	-	-	-	-	-					
2019-20	Pittsburgh	NHL	56	6	20	26	17	20	1	0	0	-	61	4	0	1	1	2					
2020-21	Pittsburgh	NHL	52	3	10	13	5	8	1	0	1	-	56	6	0	0	0	6					
2021-22	Pittsburgh	NHL	81	1	24	25	1	23	0	0	0	-	90	7	0	1	1	2					
2022-23	DEVILS	NHL	64	4	14	19	21	20	0	0	0	-	67	12	0	4	4	0					
DEVILS TOTALS			64	4	14	19	21	20	0	0	0	-	67	12	0	4	4	0					
NHL TOTALS			253	14	68	82	44	71	2	0	1	-	274	29	0	6	6	0					

NOMINATIONS/AWARDS

2015-16 USHL Clark Cup Champion, WJ A Challenge Bronze Medal | 2016-17 NCAA (ECAC) Champion, NCAA All-Ivy League Second Team

THROUGH THE YEARS

2021-22: Completed third season with PIT...Recorded career-highs with 23 PIM, 81 GP, 24 assists, 90 SOG & 2 shorthanded assists...plus career-highs with 88 blocks & 73 hits...His 88 blocks ranked 3rd on PIT...His 20:38 ATOI ranked 3rd on PIT...His 190:56 SH/TOI led all PIT skaters...while his 2:21 SH TOI/GP ranked 2nd on PIT...Logged three multi-point games (0g-2a), last: 3/31 @ MIN...Logged season-high 27:05 TOI on 11/11/21 vs FLA...Tied a career-high 5 SOG on 10/26/21 vs TBL...Playoffs: Ranked 4th on PIT w/23:16 ATOI...Played in all 7 games vs NYR in Round 1...Earned one assist for second-career postseason point (2a)...His 17 blocks ranked 2nd on PIT.

2020-21: Played in second NHL season with PIT...Signed a six-year contract on 1/3, \$4.4 million AAV...Earned one PPG & one GWG...Ranked fourth on Pit with 50 blocks.

2019-20: Completed rookie NHL season with PIT...Tied for first w/ B. Dumoulin for plus/minus rating at +17...His +17 rating (tied) ranked second for all NHL rookie defensemen.

2018-19: Played in third season at Harvard...20 PIM ranked fourth on the team...Was teammates with NJD's Reilly Walsh.

2017-18: Skated in second season with Harvard...His +21 rating led the team...His 14 assists ranked second on the team behind NYR's Adam Fox (22A).

International: USA | TBD



MICHAEL MCLEOD

20 | CENTER



NO. 20 | HT: 6'2" | WT: 190 LBS | SHOOTS: RIGHT | BORN: 2/3/1998, MISSISSAUGA, ONT
DRAFT: NEW JERSEY'S FIRST CHOICE (1ST ROUND), 12TH OVERALL, IN 2016 NHL DRAFT

2022-23

Oct. 24 vs WSH: Earned his 1st PTS for the season, 1a...**Nov. 1 @ VAN:** Earned 1st goal for 22-23, Marked 4th PTS (1g-3a) in last 5 GP dating to Oct. 24...**Nov. 3 @ EDM:** Tied a career-high 3-game PTS streak (last earned on Apr. 16, 2022, to Apr. 21 (0g-4a))...**Nov. 5 @ CGY:** Set a career-high 4-GP PTS Streak (1g-3a), after earning 1A...**Dec. 15 vs PHI:** Logged 2nd fighting major of the season...**Jan. 4 @ DET:** Played in 200 career NHL GP, Snapped a 14 GP drought without a goal, Became 13 player in franchise history who scored in his 200 career NHL GP...**Jan. 10 @ CAR:** Logged 2nd multi-point GP for '22-23 (0g-2a)...**Jan. 13 @ ANA:** Logged PTS (0g-3a) in consecutive GP...**Jan. 22 vs PIT:** 1st player in franchise history who recorded 100% on F/O, after taking 12+** F/O in a game, 13/13 on F/O...**Feb. 14 @ CBJ:** Logged career-high 15a in a single season; 14a in 2021-22...**Feb. 25 v PHI:** Logged career-high 21 PTS in a single season; 20 in 2021-22...**Mar. 14: v OTT:** 14 face-off wins - tied season high; 3/3 @ VGK.

2022-23 Stanley Cup Playoffs: Apr. 20 v NYR: Logged 1st career postseason assist...-Logged 1st career postseason fight (B. Schneider)...**Apr. 27 v NYR:** Ranked 1st in NHL at 70.8% overall on face-offs...May 1 vs NYR: 1st career playoff goal (SHG)...-Became the 4th player in NJD franchise history to score his 1st-ever playoff goal in a Game 7...-2nd time in fran. history that a skater earned a SH goal in a Game 7, which nods 31 years to date, on May, 1/92 - P. Conacher scored @ NYR...**May 5 @ CAR:** ext. PTS streak to 3 GP (1g-2a)...- earned 1a...**May 7 v CAR:** Ext. PTS streak to 4 GP (2g-2a) - 1g earned...-2nd SHG for '23 SCP - 2 SHG tied w/ 5 other skaters in fran. history for the most SHG in a single postseason: 2005-06: J. Madden 2000-01: P. Sykora 1999-00: S. Niedermayer 1996-97: B. Rolston 1987-88: C. Loiselle.

CAREER HIGHLIGHTS

First NHL: | **GP:** 11/30/18 @ WSH, 5:36 TOI | **Point:** 3/9/18 @ NYR, 1A | **Goal:** 1/26/21 vs PHI | **PPG:** TBD

Most In A Game: | **Goals:** 2G, 1/31/2021 | **Assists:** 2A, 5 times, last: 3/1/23 @ COL | **Points:** 2 PTS, 9 times, last: 3/1/23 @ COL | **Shots:** 4 SOG, 6 times, last: 4/6/23 vs CBJ | **Hits:** 6 hits, last: 11/17/22 @ TOR | **TOI:** 20:11, 4/11/21 vs PIT | **BLK:** 4, 5 times, last: 1/10/23 @ CAR

Season Career-Highs: | **GP:** 80, 2022-23 | **Goals:** 9, 2020-21 | **Assists:** 22, 2022-23 | **Points:** 26, 2022-23 | **SOG:** 90, 2022-23 | **Hits:** 145, 2021-22 | **ATOI:** 13:49, 2020-21 | **BLK:** 51, 2022-23

Longest Streak: | **Goals:** 2 GP, 2x, last: 2/8/22-2/10/22 | **Assists:** 3 GP, 4/16/22-4/21/22 | **Points:** 4 GP (1g-3a), 10/30/22-11/5/22

Milestones: Recorded first NHL goal on 1/26/21 vs PHI | Played in 100th career NHL game on 11/18/21 @ FLA | Played in 200th career NHL/NJD GP 1/4/23 at DET

Career Stats: 19g-47a=66 PTS | 242 GP

HAT TRICKS

TBD



PENALTY SHOTS

TBD

PERSONAL

"Mikey" grew up a Calgary Flames fan and his favorite player was Jarome Iginla...He has two cats named Cali and C.J., and his favorite holiday is Christmas...His brother Ryan plays for the Edmonton Oilers...McLeod and Nate Bastian were teammates together on the Mississauga Steelheads in the OHL from 2014-15 to 2017-18... He started playing hockey at the age of 3, but also played Rugby and basketball growing up...His favorite restaurant is Boston Pizza...His favorite band is Tragically Hip and he's a big fan of riding his electric scooter.

VS. NHL

	GP	G	A	PTS	PIM		GP	G	A	PTS	PIM		GP	G	A	PTS	PIM		GP	G	A	PTS	PIM
ANA	6	0	0	0	0	CBJ	8	0	4	4	6	NSH	4	0	0	0	0	SEA	4	0	3	3	7
ARI	6	0	2	2	4	DAL	4	0	0	0	7	NJD	-	-	-	-	STL	6	1	0	1	4	
BOS	16	1	1	2	0	DET	8	2	1	3	6	NYI	13	1	2	3	21	TB	5	0	0	0	0
BUF	13	2	4	6	4	EDM	5	0	1	1	0	NYR	18	2	2	4	25	TOR	4	0	0	0	2
CGY	6	0	1	1	0	FLA	7	0	2	2	5	OTT	6	1	2	3	2	VAN	5	1	0	1	0
CAR	8	1	4	5	2	LA	5	0	0	0	2	PHI	16	4	6	10	21	VGK	5	0	2	2	0
CHI	4	0	0	0	7	MIN	4	0	1	1	0	PIT	15	0	2	2	8	WSH	19	1	2	3	11
COL	6	0	2	2	6	MTL	7	2	1	3	2	SJ	5	0	1	1	0	WPG	4	0	1	1	2

CAREER STATS

			REGULAR SEASON											PLAYOFFS									
YEAR	TEAM	LEAGUE	GP	G	A	PTS	+/-	PIM	PP	SH	GW	GT	S	GP	G	A	PTS	PIM					
2013-14	Toronto Marlbors U16 AAA	GTHL U16	33	21	36	57	-	20	-	-	-	-	-	-	-	-	-	-					
2014-15	Mississauga Steelheads	OHL	63	12	17	29	-23	33	-	-	-	-	-	-	-	-	-	-					
	Canada Red U17	WHC-17	5	0	1	1	-	2	-	-	-	-	-	-	-	-	-	-					
2015-16	Mississauga Steelheads	OHL	57	21	40	61	10	71	-	-	-	-	-	7	3	6	9	6					
	Canada U18	WJC-18	7	2	2	4	3	2	-	-	-	-	-	-	-	-	-	-					
2016-17	Mississauga Steelheads	OHL	57	27	46	73	28	49	-	-	-	-	-	20	11	16	27	19					
	Canada U20	WJC-20	7	2	1	3	-1	2	-	-	-	-	-	20	11	16	27	19					
2017-18	Mississauga Steelheads	OHL	38	16	28	44	-1	34	-	-	-	-	-	6	6	4	10	11					
	BINGHAMTON	AHL	6	0	1	1	-6	2	-	-	-	-	-	-	-	-	-	-					
	Canada U20	WJC-20	7	1	3	4	5	2	-	-	-	-	-	-	-	-	-	-					
2018-19	DEVILS	NHL	21	0	3	3	-8	13	0	0	0	-	21	-	-	-	-	-					
	BINGHAMTON	AHL	55	6	27	33	-1	43	-	-	-	-	-	-	-	-	-	-					
2019-20	DEVILS	NHL	12	0	2	2	4	4	0	0	0	-	11	-	-	-	-	-					
	BINGHAMTON	AHL	47	8	15	23	-5	59	-	-	-	-	-	-	-	-	-	-					
2020-21	DEVILS	NHL	52	9	6	15	-12	42	0	0	2	-	60	-	-	-	-	-					
2021-22	DEVILS	NHL	77	6	14	20	-13	52	0	0	0	-	78	-	-	-	-	-					
2022-23	DEVILS	NHL	80	4	22	26	6	43	0	0	1	-	90	12	2	4	6	15					
DEVILS TOTALS			242	19	47	66	-23	154	0	0	3	-	260	12	2	4	6	15					
NHL TOTALS			242	19	47	66	-23	154	0	0	3	-	260	12	2	4	6	15					

NOMINATIONS/AWARDS

2015-16 Hlinka Memorial Gold Medal | 2016-17 U20 WJC Silver Medal | 2017-18 U20 WJC Gold Medal

THROUGH THE YEARS

2021-22: Played in a career-high 77 games & completed fourth NHL season...Earned a career-high 14 assists, 20 points, 52 PIM, & 78...Led NJD with a 57% face-off percentage, which also ranked (tied) sixth in the NHL with Jordan Staal (CAR)...His F/O% was the highest by an NJD skater since Travis Zajac (58.2%) in 2013-14... Ranked second on NJD behind N. Bastian with 145 hits...Led all NJD forwards with 2:02 shorthanded TOI/GP.

2020-21: Completed his third professional NHL season, tallying nine goals and six assists for 15 points in 52 games...His goals, assists and overall point totals marked career-highs...Netted his first career NHL goal on Jan. 26 vs Philadelphia...Recorded his first career multi-goal effort and first career GWG on Jan 31 @ Buffalo... Finished the season with two GWG, which tied for third on New Jersey (3 skaters)...Led NJD with 4th PIM and four fighting-majors...Set career-high six hits on Jan. 21 @ Islanders...His six goals in NJD's last 27 games played ranked third on the team over that span (3/23 to 5/10)...His 326 face-off victories led New Jersey...His 89 hits ranked second on New Jersey...Marked the first season wearing No. 20 for New Jersey.

2019-20: Completed second professional NHL season...Tallied first career NHL multi-point effort on Dec. 14 @ Arizona...Logged season-high four hits on Mar. 3 @ Vegas.

2018-19: Completed NHL rookie season, after dressing in 21 games...Logged season-high five hits twice (3/2 @ BOS & 3/21 vs BOS).

2017-18: Made professional debut with Binghamton (AHL)...Completed fourth season in OHL with Mississauga Steelheads and was team captain.

2016-17: Skated in third season with Mississauga Steelheads and was named team captain...ranked second on the team, tallying 27 goals and 46 assists for 73 points.

International: Canada | 2015-16 U18 WJC | 2016-17 U20 WJC, won a Silver Medal | 2017-18 U20 WJC, won a Gold Medal



TIMO MEIER

28 | LEFT WING



NO. 96 | HT: 6'1" | WT: 220 LBS | SHOOTS: LEFT | BORN: 10/8/1996, HERISAU, CHE
DRAFT: SAN JOSE'S 1ST SELECTION, 9TH OVERALL, 1ST ROUND, 2015 NHL DRAFT

2022-23

With NJ: Acquired via trade from SJS on 2/26/23, in exchange for F. Zetterlund, A. Johnsson, S. Mukhamadullin, N. Okhotiuk, a conditional 1st-round pick in the 2023 NHL Draft, a 2nd & 7th-round pick in the 2024 NHL Draft...**Mar. 5 @ ARI:** 1st GP w/ NJ -Scored 1st goal w/ NJ in 1st period (15:57 TOI)...**Mar. 7 v TOR:** Logged NJ home debut (20:23)...**Mar. 9 @ WSH:** 1st GDG w/ NJD; 2nd for career...**Mar. 16 v TBL:** 1st multi-goal GP w/ NJ (2g-0a)...**Mar. 30 v NYR:** Earned career-high 36g in a season...**Apr. 4 v PIT:** 3rd PPG w/ NJ...**Apr. 6 v CBJ:** 2nd multi-goal GP w/ NJ (2g-1a) -Earned 40th goal for '22/23 - 4th PPG w/ NJ.

With SJ: 4th Shark in team history to record 3, 30-goal seasons (Marleau, Pavelski, Couture) *Career-high 10 shots, **1/6 @ ANA**...*Has 2 five-game goal streaks this season (MR: 12/17-12/27). First Shark ever w/ multiple 5-game goal streaks in the same season... *300th NHL point, all with SJS, 12/27 @ VAN...*Recorded a six-game point streak (5g, 3a), 11/15-11/25...*Fourth career hat trick, 5th most by a player in franchise history, 11/23 @ SEA...*129th career goal, moved in to sole possession of 10th on SJS all-time goals list, 11/10 @ STL...*400th NHL game, all with SJS, registering an assist on the OT GWG, **10/20 @ NYR**.

2022-23 Stanley Cup Playoffs: **Apr. 20 v NYR:** Led NJ w/ 7 hits...- tied fran. record for most hits in a SCP GP (C. White, '08)...**Apr. 22 @ NYR:** 2 penalties drawn...-4 penalties drawn is tied for 1st in the NHL...**May 1 v NYR:** Left game midway through 3rd per (DNR) after suffering hit from J. Trouba...**May 3 @ CAR:** DNP (day-to-day, upper-body)...**May 5 @ CAR:** Returned to action wearing a face shield...**May 7 v CAR:** 1st goal scored for '23 SCP.

CAREER HIGHLIGHTS

First NHL: | **GP:** 12/16/16 @ MTL, 10:03 TOI | **Point:** 12/16/16 @ MTL, 1G | **Goal:** 12/16/16 @ MTL, 1G | **First PPG:** 1/2/18 @ MTL

Most In A Game: | **Goals:** 5G, 1/17/22 vs LAK | **Assists:** 3A, twice, last: 1/2/22, @ PIT | **Points:** 5 PTS 1/17/22, vs LAK | **Shots:** 10 SOG, 1/6/23 @ ANA | **Hits:** 10 hits, 3/30/19 vs VGK | **TOI:** 24:04, 11/13/22 @ MIN | **BLK:** 4 blocks, 4/12/22 @ NSH

Season Career-Highs: | **GP:** 81, 2017-18 | **Goals:** 40, 2022-23 | **Assists:** 41, 2021-22 | **Points:** 76, 2021-22 | **SOG:** 327, 2022-23 | **Hits:** 162, 2021-22 | **ATOI:** 19:23, 2022-23 | **BLK:** 61, 2021-22

Longest Streak: | **Goals:** 5 GP (6g-3a), 3x, last: 12/17/22-12/27/22 | **Assists:** 5 GP (3g-6a), 11/5/19-11/14/19 | **Points:** 9 GP (8g-5a), 10/9/18-10/30/18

Milestones: Played in 300th career NHL GP 3/9/21 vs LAK | Earned 100th career NHL point 3/11/19 @ MIN | Earned 100th career NHL goal 12/16/21 vs VAN | Played in 400th career NHL game on Oct. 20th, 2022, at NYR | Earned 300th career points on 12/27/22 @ VAN

Career Stats: 163g-167a=330 PTS | 472 GP



HAT TRICKS

4 times, last: Nov. 23, 2022, @ SEA (3g-0a)

PENALTY SHOTS

TBD

PERSONAL

Timo enjoys golfing, hiking & boating in the summer. His Favorite thing about New Jersey is the fan base. He's an FC St. Gallen soccer fan & his favorite athlete is Roger Federer.

VS. NHL

GP	G	A	PTS	PIM	GP	G	A	PTS	PIM	GP	G	A	PTS	PIM	GP	G	A	PTS	PIM				
ANA	28	14	13	27	14	CBJ	10	3	4	7	4	NSH	15	4	5	9	14	SEA	5	4	0	4	0
ARI	26	8	10	18	8	DAL	14	7	6	13	4	NJ	10	6	1	7	0	STL	19	6	5	11	8
BOS	11	4	0	4	15	DET	11	3	6	9	0	NYI	10	1	3	4	2	TB	13	4	8	12	12
BUF	12	3	6	9	6	EDM	21	4	9	13	16	NYR	11	2	6	8	8	TOR	10	2	4	6	8
CGY	20	7	9	16	14	FLA	12	3	3	6	6	OTT	10	2	6	8	0	VAN	21	12	5	17	37
CAR	11	3	2	5	2	LA	29	14	9	23	18	PHI	12	6	3	9	8	VGK	25	6	5	11	12
CHI	17	12	7	19	8	MIN	25	5	8	13	15	PIT	11	4	5	9	2	WSH	11	1	5	6	8
COL	19	4	7	11	18	MTL	9	5	3	8	2	SJ	-	-	-	-	-	WPG	14	4	4	8	8

CAREER STATS

YEAR	TEAM	LEAGUE	REGULAR SEASON											PLAYOFFS							
			GP	G	A	PTS	+/-	PIM	PP	SH	GW	GT	S	GP	G	A	PTS	PIM			
2016-17	San Jose	NHL	34	3	3	6	1	10	0	0	1	-	85	5	0	0	0	2			
2017-18	San Jose	NHL	81	21	15	36	2	51	3	0	4	-	210	10	2	3	5	10			
	Switzerland	WC	7	2	5	7	1	2	-	-	-	-	-	-	-	-	-	-			
2018-19	San Jose	NHL	78	30	36	66	9	55	6	0	2	-	250	20	5	10	15	34			
2019-20	San Jose	NHL	70	22	27	49	-22	42	2	0	2	-	199	-	-	-	-	-			
2020-21	San Jose	NHL	54	12	19	31	-7	22	2	0	0	-	155	-	-	-	-	-			
2021-22	San Jose	NHL	77	35	41	76	-3	54	12	0	8	-	326	-	-	-	-	-			
	Switzerland	WC	8	3	5	8	1	9	-	-	-	-	-	-	-	-	-	-			
2022-23	TOT	NHL	78	40	26	66	-19	43	17	0	5	-	327	-	-	-	-	-			
	San Jose	NHL	57	31	21	52	-19	25	13	0	4	-	255	-	-	-	-	-			
	DEVILS	NHL	21	9	5	14	0	18	4	0	1	-	72	11	2	2	4	22			
DEVILS TOTALS			21	9	5	14	0	18	4	0	1	-	1	11	2	2	4	22			
NHL TOTALS			472	163	167	330	-39	277	42	0	22	-	1552	46	9	15	24	68			

NOMINATIONS/AWARDS

2015-16 QMJHL Champion w/ Halifax | 2017-18 WC Silver Medal w/ Switzerland | 2021-22 NHL All-Star

THROUGH THE YEARS

2021-22: Logged a career-high 41 assists...Earned a career-high 76 PTS...Led San Jose w/ 76 PTS, plus his 35G & 12 PPG led the team.

2020-21: Ranked 2nd on SJS in shots (154), T-3rd in points (31), 4th in assists (19), T-4th in goals • Became the 15th different player (22nd instance) for San Jose to register three assists in a single period, 3/1/21 vs. Colorado

2019-20: Ranked 1st on San Jose in points, 2nd in goals and hits (155) and 3rd in assists (27)...His 20 even-strength goals ranked T-25th in the NHL...One of just four NHL forwards to post 155 hits and 20 or more goals.

International: Switzerland 2012-13 U18 WJC, 2 GP, 0g-0a=0 PTS | 2014-15 WJC, 6 GP, 2g-4a=6 PTS | 2015-16 WJC, captain, 6 GP, 2g-3a=5 PTS | 2017-18 WC, 7 GP, 2g-5a=7 PTS, Silver Medal | 2020-21 WC, 8 GP, 4g-2a=6 PTS | 2021-22 WC, 8 GP, 3g-5a=8 PTS



DAWSON MERCER

91 | CENTER



NO. 91 | HT: 6'0" | WT: 180 LBS | SHOOTS: RIGHT | BORN: 10/27/2001, CARBONNEAR, NL, CAN
DRAFT: NEW JERSEY'S SECOND CHOICE (1ST ROUND), 18TH OVERALL, IN 2020 NHL DRAFT

2022-23

Became first player in franchise history to wear No. 91 - wore No. 18 last season...**Oct. 18 vs ANA:** Earned 1st goal of the season...**Nov. 1 @ VAN:** Earned 2nd career SHG, 13th NJD skater since 2012-13 who recorded a SHG, which was also a GWG...**Nov. 5 @ CGY:** Recorded career-high 4 Blks in a game...**Nov. 15 @ MTL:** Earned 1st multi-point game for 2022-23 (0g-2a)...**Nov. 19 @ OTT:** Played in 100 career NHL GP, & also 100 consecutive GP since his career started, Became the 5th player in franchise history who reached 100 consec. GP to start a career...**Nov. 21 vs EDM:** Played in 101 career NHL GP, & consecutive GP since career started...**Jan. 7 vs NYR:** Passed E. Gilbert for 2nd-longest consecutive GP streak to start an NHL career in franchise history: 122 GP...**Jan. 10 @ CAR:** Logged 1st career multi-goal game & 2nd career 3-PTS GP, Earned 3 GWG - marked career-high...**Jan. 13 @ ANA:** Ext. PTS streak to 3 GP (2g-3a)...**Jan. 14 @ LAK:** Tied career-high 4 GP PTS streak (2g-4a)...**Feb. 19 vs WPG:** Ext. goal streak to 3 GP (4g-1a) - marked a career high...**Feb. 21 vs MTL:** Ext. career-high PTS streak to 4 GP (5g-1a)...**Feb. 23 v LAK:** Ext. career-high PTS & goal streak to 5 GP (6g-2a), 3rd career 3 PTS GP (2g-1a), Tied S. Gomez for fran. longest consec. GP streak from start of career with NJ (140 GP)...**Mar. 1 @ COL:** Career-high 4 PTS in a GP (1g-3a), NJD record (not franchise) 7- GP goal streak...**Mar. 3 @ VGK:** Career-high PTS/Goal streak etx. (10g-5a), Tied fran. record, 8 GP goal streak (P. Gardner, '77-78)...**Mar. 10 @ ARI:** Ext. career-high PTS streak to 9 GP, 8 GP goal streak ends...**Mar. 11 @ MTL:** Ext. career-high PTS streak to 12 GP (11g-9a) -Youngest player in fran. history who earned a PTS of 12 GP...**Mar. 12 v CAR:** PTS streak ended...Apr. 4 v PIT: Earned first career hat-trick (3g-0a).

2022-23 Stanley Cup Playoffs: Apr. 18 vs NYR: 21:02 TOI ranked 4th in fran. history for the most TOI in 1st career SCP GP...**Apr. 27 v NYR:** 1st career SCP PTS/goal -3rd player in fran. history to score his 1st career postseason goal in SHG fashion (D. Pederson, 1998 CQF & C. Loisel, 1988 DSF). -Youngest player to score a shorthanded postseason goal in fran. history...**May 7 v CAR:** 3 assist effort (0g-3a) -At age 21 years, 192 days, became the youngest NJD skater in fran. history who earned 3 assists in a SCP game.

CAREER HIGHLIGHTS

First NHL: | GP: 10/15/21 vs CHI, 12:03 TOI | **Point:** 10/15/21 vs CHI, 1A | **Goal:** 10/19/22 vs SEA | **PPG:** 12/8/21 vs PHI

Most In A Game: | **Goals:** 3G, 4/4/23 vs PIT | **Assists:** 3A, 3/1/23 @ COL | **Points:** 4 PTS, 3/1/23 @ COL (1g-3a) | **Shots:** 10 SOG, 3/3/23 @ VGK | **Hits:** 3 hits, 2/25/22 @ CHI | **TOI:** 21:55, 12/9/22 vs NYI | **BLK:** 4, 11/5/22 @ CGY

Season Career-Highs: | **GP:** 82, 2x, last: 2022-23 | **Goals:** 27, 2022-23 | **Assists:** 29, 2022-23 | **Points:** 56, 2022-23 | **SOG:** 161, 2022-23 | **Hits:** 36, 2022-23 | **ATOI:** 16:34, 2022-23 | **BLK:** 63, 2022-23

Longest Streak: | **Goals:** 8 GP (10g-5a), 2/16/23-3/3/23 | **Assists:** 4 GP (1g-4a), 2x, last: 3/5/23-3/11/23 | **Points:** 12 GP (11g-9a), 2/16/23-3/11/23

Milestones: Recorded first NHL goal on 10/15/21 vs CHI | Played in 100th career NHL/NJD GP 11/19/22 @ OTT

Career Stats: 44g-54a=98 PTS | 164 GP

HAT TRICKS

4/4/23 vs PIT (3g-0a), vs Tristan Jarry



PENALTY SHOTS

TBD

PERSONAL

Dawson enjoys fishing & camping in his free time...He attended his first MTV Video Music Awards show last summer (2022) at the Rock & was able to interview musicians & celebrities on the red carpet...His younger brother Riley played goaltender for the last three seasons in the QMJHL with Drummondville, while his younger sister, Jessica, also plays hockey & is a defenseman at Mount Academy (JWHL) in Canada...Mercer is 1 of 18 Newfoundland natives (skaters) all-time who played at least one game in the NHL & is of 5 Newfoundland natives all-time who played in a game for the Devils.

VS. NHL

	GP	G	A	PTS	PIM		GP	G	A	PTS	PIM		GP	G	A	PTS	PIM		GP	G	A	PTS	PIM
ANA	4	1	1	2	0	CBJ	7	1	3	4	2	NSH	4	1	1	2	2	SEA	4	1	1	2	0
ARI	4	0	1	1	0	DAL	4	0	0	0	0	NJD	-	-	-	-	-	STL	4	2	0	2	4
BOS	6	1	1	2	2	DET	6	3	0	3	4	NYI	7	2	2	4	4	TB	6	2	3	5	0
BUF	6	0	1	1	2	EDM	4	2	2	4	0	NYR	8	2	4	6	2	TOR	6	0	2	2	0
CGY	4	2	1	3	0	FLA	6	0	3	3	2	OTT	6	1	0	1	2	VAN	4	2	1	3	0
CAR	8	2	4	6	2	LA	4	2	2	4	0	PHI	7	3	2	5	2	VGK	4	1	0	1	0
CHI	4	1	1	2	6	MIN	4	0	0	0	2	PIT	8	5	3	8	0	WSH	7	1	6	7	0
COL	4	1	4	5	0	MTL	6	2	5	7	4	SJ	4	1	0	1	0	WPG	4	2	0	2	0

CAREER STATS

YEAR	TEAM	LEAGUE	REGULAR SEASON											PLAYOFFS									
			GP	G	A	PTS	+/-	PIM	PP	SH	GW	GT	S	GP	G	A	PTS	PIM					
2016-17	Bishop's College Prep	MPHL	18	8	14	22	-	8	-	-	-	-	-	3	0	0	0	0	2				
	Bishop's College Prep	PSHF U18	11	6	6	12	-	0	-	-	-	-	-	-	-	-	-	-	-				
	Bishop's College School Prep U16	PSHF U16	4	0	0	0	-	0	-	-	-	-	-	-	-	-	-	-	-				
2017-18	Drummondville Voltigeurs	QMJHL	61	11	15	26	-	25	-	-	-	-	-	10	1	3	4	0					
2018-19	Drummondville Voltigeurs	QMJHL	68	30	34	64	-	50	-	-	-	-	-	16	5	11	16	8					
2019-20	Drummondville Voltigeurs	QMJHL	26	18	24	42	-	21	-	-	-	-	-	-	-	-	-	-					
Chicoutimi	Saguenéens	QMJHL	16	6	12	18	-	4	-	-	-	-	-	-	-	-	-	-					
	Canada U20	WJC-20	7	0	0	0	-	0	-	-	-	-	-	-	-	-	-	-					
2020-21	Chicoutimi Saguenéens	QMJHL	23	19	17	36	-	6	-	-	-	-	-	9	6	11	17	4					
	Canada U20	WJC-20	7	2	4	6	-	2	-	-	-	-	-	-	-	-	-	-					
2021-22	DEVILS	NHL	82	17	25	42	-25	28	2	1	2	-	154	-	-	-	-	-					
	Canada	WC	10	0	5	5	0	-	-	-	-	-	-	-	-	-	-	-					
2022-23	DEVILS	NHL	82	27	29	56	22	14	2	1	6	-	161	12	3	4	7	2					
DEVILS TOTALS			164	44	54	98	-3	42	4	2	8	-	315	12	3	4	7	2					
NHL TOTALS			164	44	54	98	-3	42	4	2	8	-	315	12	3	4	7	2					

NOMINATIONS/AWARDS

2019-20 U20 WJC Gold Medal | 2020-21 QMJHL Best Defensive Forward, QMJHL All-Star, QMJHL Selke Trophy, WJC U20 Silver Medal | 2021-22 WC Silver Medal

THROUGH THE YEARS

2021-22: Completed rookie season and was the only NJD skater who played in all 82 games...Was the fifth player in franchise history who was from Newfoundland (D. Langdon, D. Pichette, M. Ryder, R. Clowe)...Earned first career NHL point (1a) & logged 12:03 TOI in NHL debut vs CHI on 10/15...Recorded first career goal on 10/19 vs SEA...First player in franchise history to score a goal vs expansion Seattle Kraken...Earned first career PPG on 12/8/21 vs PHI...Earned first career SHG on 12/18/21 @ DET...Snapped a 14-game goal drought on 2/8/22 @ MTL...Recorded season-high 3 PTS (1g-2a) on 2/15/22 vs TBL...Wore No. 18 for 2021-22, but is now the first player in franchise history to wear No. 91.

2020-21: Fifth season in QMJHL & second with Chicoutimi...named assistant captain...Led the team with 36 PTS (19g-17a) in 23 GP.

2019-20: Played in 26 GP for Drummondville & then 16 GP for Chicoutimi in QMJHL...Totaled 60 PTS (24g-36a) in 42 GP.

2018-19: Played in second QMJHL season with Drummondville & ranked fifth on the team with 64 PTS (30g-34a).

2017-18: Played in first QMJHL season & with Drummondville, tallying 11 goals & 15 assists for 26 PTS.

International: Canada | 2019-20 U20 WJC, 7 GP, 0g-0a-0 PTS, won Gold Medal | 2020-21 U20 WJC, 7 GP, 2g-4a-6 PTS, won Silver Medal | 2021-22 WC, 10 GP, 0g-5a-5 PTS



COLIN MILLER

24 | DEFENSEMAN



NO. 24 | HT: 6'1" | WT: 200 LBS | SHOOTS: RIGHT | BORN: 10/29/92, SAULT STE. MARIE, ONTARIO
DRAFT: LOS ANGELES' THIRD CHOICE (5TH ROUND), 151ST OVERALL, IN 2012 NHL DRAFT

2022-23

Signed with Dallas on 13, 2022...Played in 79 games and recorded 21 PTS (5g-15a)...Logged a career-high plus/minus rating at +23...ATOI was 16:46...His 108 hits & +23 rating ranked second for all Dallas defensemen...Scored his first goal on **Nov. 5** at Edmonton...Logged season-high 21:15 TOI on **Jan. 21** vs Arizona...Was acquired by **New Jersey** via trade on **July 1**, in exchange for a 2025 5th-round draft pick.

2022-23 Stanley Cup Playoffs: Appeared in his fourth postseason & played in 10 games (0g-1a-1PTS)...Logged 16:17 ATOI & 4 PIM

CAREER HIGHLIGHTS

First NHL: | **GP:** 10/10/2015, vs MTL 16:13 TOI | **Point:** 10/14/15, @ COL, 1A | **Goal:** 11/3/15 vs DAL | **PPG:** 12/7/16 @ WSH

Most In A Game: | **Goals:** 1, 35x, last: 4/6/23 vs PHI | **Assists:** 3A, 11/18/18 @ EDM | **Points:** 3 PTS, 2x, last: 11/18/18 @ EDM | **Shots:** 7 SOG, 2/28/19 vs FLA | **Hits:** 8 hits, 2/27/18, vs LAK | **TOI:** 26:43, 10/24/18, vs VAN | **BLK:** 5, 2x, last: 10/24/22 @ OTT

Season Career-Highs: | **GP:** 82, 2017-18 | **Goals:** 10, 2017-18 | **Assists:** 31, 2017-18 | **Points:** 41, 2017-18 | **SOG:** 177, 2017-18 | **Hits:** 165, 2017-18 | **ATOI:** 19:39, 2018-19 | **BLK:** 70, 2022-23

Longest Streak: | **Goals:** 2 GP, 3x, last: 4/3/23-4/6/23 (2g-0a) | **Assists:** 6 GP, 10/17/17-10/31/17 (2g-6a) | **Points:** 6 GP, 10/17/17-10/31/17 (2g-6a)

Milestones: Played in 100th career game on March 25, 2017 @ NYI | Played in 400th career NHL game on Nov. 8, 2022, @ WPG | Earned 100th career point on Oct. 3, 2019, @ PIT

Career Stats: 35g-122a-157 PTS | 466 GP

HAT TRICKS

TBD

PENALTY SHOTS

TBD



PERSONAL

N/A

VS. NHL

	GP	G	A	PTS	PIM		GP	G	A	PTS	PIM		GP	G	A	PTS	PIM		GP	G	A	PTS	PIM
ANA	16	1	2	3	0	CBJ	13	1	4	5	4	NSH	12	1	2	3	8	SEA	5	0	0	0	0
ARI	19	1	5	6	31	DAL	8	1	2	3	6	NJD	21	3	8	11	19	STL	13	1	2	3	4
BOS	13	1	1	2	16	DET	17	1	7	8	12	NYI	17	2	5	7	12	TB	18	0	5	5	4
BUF	13	0	2	2	6	EDM	19	3	5	8	15	NYR	21	0	7	7	14	TOR	16	0	5	5	4
CGY	15	3	2	5	10	FLA	16	2	3	5	10	OTT	12	1	4	5	5	VAN	15	1	7	8	6
CAR	10	1	4	5	6	LA	13	0	3	3	6	PHI	19	1	1	2	8	VGK	5	0	1	1	6
CHI	9	1	3	4	6	MIN	14	0	7	7	12	PIT	22	1	7	8	26	WSH	23	5	2	7	8
COL	14	0	3	3	2	MTL	14	1	6	7	6	SJ	16	1	5	6	14	WPG	8	1	2	3	12

CAREER STATS

YEAR	TEAM	LEAGUE	REGULAR SEASON											PLAYOFFS									
			GP	G	A	PTS	+/-	PIM	PP	SH	GW	GT	S	GP	G	A	PTS	PIM					
2015-16	BOS	NHL	42	3	13	16	0	39	0	0	0	-	59										
	Providence	AHL	20	4	8	12	3	16	0	0	1	-	53	2	0	0	0	0	0	0	0	0	0
2016-17	BOS	NHL	61	6	7	13	0	55	1	0	0	-	85	4	0	1	1	2					
2017-18	VEG	NHL	82	10	31	41	-4	53	5	0	2	-	177	20	3	4	7	14					
2018-19	VEG	NHL	65	3	26	29	0	44	1	0	0	-	131	6	1	2	3	6					
2019-20	BUF	NHL	51	1	10	11	-9	22	0	0	1	-	79	-	-	-	-	-					
2020-21	BUF	NHL	48	4	8	12	-20	27	1	0	0	-	64	-	-	-	-	-					
2021-22	BUF	NHL	38	2	12	14	-2	21	0	0	0	-	48	-	-	-	-	-					
2022-23	DAL	NHL	79	6	15	21	23	37	1	0	3	-	106	10	0	1	1	4					
DEVILS TOTALS			-	-	-	-	-	-	-	-	-	-	-	-	-	-	-	-	-	-	-	-	-
NHL TOTALS			466	35	122	157	-12	298	9	0	6	-	749	40	4	8	12	26					

NOMINATIONS/AWARDS

2014-15 AHL All-Star, Calder Cup champion, AHL most goal by a D-man (19) | 2020-21 World Championship Gold Medal w/ Canada

THROUGH THE YEARS

2021-22: Appeared in 38 games with Buffalo, earning 14 points (2-12=14) ... Ranked second among Sabres defensemen in average power-play time on ice per game (1:27), and third in assists and points ... Had three multi-assist/point games overall and logged a season-high 25:12 TOI on Nov. 12 vs. Edmonton.

2020-21: Appeared in second season with Buffalo...Played in 48 GP...18:00 ATOI....Earned Gold Medal w/ Canada at IIHF World Championship.

2019-20: Traded to Buffalo by Vegas for a 2nd-round pick in 2021 NHL Draft and 5th-round pick in 2022 NHL Draft, June 29, 2019...Played in 51 GP...17:08 ATOI.

2018-19: Played second and final season with Vegas...Logged a career-high 19:39 ATOI.

2017-18: Selected by Vegas in NHL Expansion Draft...Led Vegas D-man with 41 PTS (10g-31a)...Set career-highs in goals, assists, points & games played (82)...Appear in his second postseason & first Stanley Cup Final.

International: Canada | 2020-21 IIHF WC, Gold Medal, 4GP, 0g-1a-1PTS



TOMAS NOSEK

92 | LEFT WING



NO. 92 | HT: 6'3" | WT: 205 LBS | SHOOTS: LEFT | BORN: 9/1/1992, PARDUBICE, CZECH REPUBLIC
DRAFT: UNDRAFTED

2022-23

Completed eighth NHL season & second campaign with Boston... Earned a career-high 5-game point streak from **Nov. 10 to Nov. 19** (2g-3a)...Logged his 1st career penalty shot on **12/3** vs COL, unsuccessful vs Pavel Francouz...Logged a career-high 48 PIM...Recorded one multi-point game via **4/11** vs WSH (1g-1a), which also marked his 100th career NHL point.

2022-23 Stanley Cup Playoffs: Appeared in his sixth postseason and dressed in seven games (og-2a)...11:56 ATOI.

CAREER HIGHLIGHTS

First NHL: | **GP:** 12/26/15 @ NSH, 7:26 | **Point:** 3/28/17, @ CAR, 1G | **Assist:** 10/24/17 vs CHI | **PPG:** TBD

Most In A Game: | **Goals:** 2G, 10/4/2019 @ SJS | **Assists:** 2A, 4x, last: 3/1/22 @ ANA | **Points:** 3 PTS, 2x, last: 4/14/21 @ LAK | **Shots:** 6, 2x, 4/4/2019, vs ARI | **Hits:** 7, 12/23/2019, vs COL | **TOI:** 18:24, 2/1/22 vs SEA | **BLK:** 3, 5x, last: 3/28/23 vs NSH

Season Career-Highs: | **GP:** 75, 2021-22 | **Goals:** 8, 3x, last: 2020-21 | **Assists:** 14, 2021-22 | **Points:** 18, 2x, last: 2022-23 | **SOG:** 116, 2018-19 | **Hits:** 91, 2019-20 | **ATOI:** 13:21, 2021-22 | **BLK:** 38, 2019-20

Longest Streak: | **Goals:** 2, 3x, last: 11/13/22-11/17/22 (2g-0a) | **Assists:** 2 GP, 6x, last: 3/25/23-3/26/23 (0g-2a) | **Points:** 5 GP, 11/10/22-11/19/22 (2g-3a)

Milestones: Played in 100th career NHL game on 11/11/2018 | Played in 300th career NHL game on 2/19/2022 | Earned 100th career NHL point on 4/11/23 vs WSH

Career Stats: 42g-59a-101 PTS | 398 GP

HAT TRICKS

TBD

PENALTY SHOTS

DATE	SKATER/OPPOSITION	RESULT	SCORE
Dec. 3, 2022	Pavel Francouz/COL	Stopped	5-1, BOS



PERSONAL

N/A

VS. NHL

	GP	G	A	PTS	PIM		GP	G	A	PTS	PIM		GP	G	A	PTS	PIM		GP	G	A	PTS	PIM
ANA	19	2	7	9	6	CBJ	11	1	1	2	6	NSH	12	0	0	0	0	SEA	3	0	1	1	4
ARI	20	4	1	5	4	DAL	11	0	0	0	0	NJD	13	0	3	3	0	STL	19	2	3	5	8
BOS	6	0	0	0	2	DET	11	1	6	7	6	NYI	8	1	0	1	2	TB	11	0	1	1	0
BUF	15	2	1	3	10	EDM	13	1	2	3	4	NYR	12	1	1	2	4	TOR	11	1	2	3	2
CGY	10	3	2	5	2	FLA	11	1	1	2	4	OTT	14	0	1	1	10	VAN	12	3	2	5	21
CAR	11	1	1	2	4	LA	24	4	4	8	6	PHI	10	2	1	3	2	VGK	4	0	0	0	4
CHI	12	2	4	6	4	MIN	18	2	1	3	2	PIT	11	1	0	1	4	WSH	9	1	3	4	4
COL	14	0	2	2	11	MTL	13	1	2	3	4	SJ	18	3	3	6	4	WPG	12	2	3	5	2

CAREER STATS

YEAR	TEAM	LEAGUE	REGULAR SEASON											PLAYOFFS									
			GP	G	A	PTS	+/-	PIM	PP	SH	GW	GT	S	GP	G	A	PTS	PIM					
2014-15	Grand Rapids	AHL	55	11	23	34	30	22	1	3	0	-	111	12	2	5	7	4					
2015-16	DET	NHL	6	0	0	0	-2	2	0	0	0	-	2										
	Grand Rapids	AHL	70	15	15	30	13	42	0	2	3	-	129	9	1	0	1	6					
2016-17	DET	NHL	11	1	0	1	-1	2	0	0	0	-	19										
	Grand Rapids	AHL	51	15	26	41	4	33	7	2	1	-	94	19	10	12	22	18					
2017-18	VEG	NHL	67	7	8	15	6	14	0	1	0	-	92	17	4	2	6	8					
2018-19	VEG	NHL	68	8	9	17	-10	18	0	1	1	-	116	7	0	0	0	14					
2019-20	VEG	NHL	67	8	7	15	-2	20	0	1	1	-	93	8	2	1	3	2					
2020-21	VEG	NHL	38	8	10	18	7	10	0	0	2	-	59	6	0	1	1	4					
2021-22	BOS	NHL	75	3	14	17	-9	32	0	0	1	-	84	7	0	2	2	0					
2022-23	BOS	NHL	66	7	11	18	9	48	0	2	1	-	69	7	0	2	2	0					
DEVILS TOTALS				-	-	-	-	-	-	-	-	-	-										
NHL TOTALS			398	42	59	101	-2	146	0	5	6	-	534	52	6	8	14	28					

NOMINATIONS/AWARDS

2016-17 Calder Cup champion w/ Grand Rapids

THROUGH THE YEARS

2021-22: Signed as a UFA with Boston on July 28, 2021...Skated in his first season with Boston & recorded 32 PIM...Logged one GWG, which was earned on 10/22/21 @ Buffalo.

2020-21: Appeared in fourth and final season with Vegas...logged a then career-high 18 PTS (8g-10a)...Logged eight goals for the third consecutive season, which is also a career-high for a single season...Was a +7.

2019-20: Played in third season with Vegas & logged eight goals in consecutive seasons...Recorded a shorthanded goal (Oct. 4 @ SJS) in third consecutive season...Logged 11:36 ATOI.

2018-19: Played in second season with Vegas...Recorded eight goals in a single season for the first time in his career...Had one GWG & shorthanded goal.

2017-18: Claimed by Vegas in 2017 NHL Expansion draft from Detroit...Scored four goals in the playoffs while three goals were scored during the Stanley Cup Final vs Washington.

International: Czechia | 2011-12 IIHF WJC, 0g-1a-1 PTS, 6 GP



ONDREJ PALAT

18 | LEFT WING



NO. 18 | HT: 6'0" | WT: 194 LBS | SHOOTS: LEFT | BORN: FRYDEK-MISTEK, CZE

DRAFT: TAMPA'S SIXTH SELECTION, SEVENTH ROUND, 208TH OVERALL IN 2011 NHL DRAFT

2022-23

Oct. 13 @ PHI: Dressed in 1st NJD game...**Oct. 18 vs ANA:** Earned 1st career goal w/ NJD...**Oct. 20 vs NYI:** 1st multi-goal game w/ NJD & 1st GWG w/ NJD...**Oct. 25 @ DET:** Missed game, lower-body inj...**Oct. 29:** Placed on I.R., lower-body inj...**Dec. 27:** Practiced w/ team for 1st time since late Oct...**Jan. 5:** Activated off I.R. & returned to lineup...**Jan. 5 vs STL:** Played in 14:24 TOI in return to lineup since inj...**Jan. 14 @ LAK:** Earned 1st PTS (1a) since returning from inj...**Jan. 19 @ SEA:** Ext. PTS/assist streak to 3 GP (0g-3a)...**Jan. 24 vs VGK:** Scored 1st goal since returning from inj...**Feb. 6 vs VAN:** Logged second multi-goal GP for '22-2, Scored two goals in 0:28 in 2nd per., which ranks 5th fastest 2 goals scored by one player in fran. history...**Feb. 8 vs SEA:** Logged multi-assst. GP, 1st time since 12/30/21-12/31 W/ TBL that he recorded consec. multi-point GP...**Feb. 16 @ STL:** 4 GP PTS streak ended (2g-4a), 4 GP PTS streak (2/6-2/14)...**Mar. 7 vs TOR:** 1st PPG for '22-23, 1st 3 PTS GP w/ NJ (1g-2a), Left game in 2nd after high-stick, but returned.

2022-23 Stanley Cup Playoffs: May 1 v NYR: Logged 2 assists in Game 7...**April 27 vs NYR:** Opened the scoring 0:39 into the game, which marked the 5th fastest SCP goal scored from the start of a game in franchise history – also stood as the GWG in a 4-0 win...**May 7 v CAR:** Earned 100th career NHL point in the SCP (1g-1a).

CAREER HIGHLIGHTS

First NHL: | **GP:** 3/4/13 @ PIT, 9:28 TOI | **Point:** 3/4/13 @ PIT, 1A | **Goal:** 3/16/13 vs CAR | **PPG:** 2/8/14 vs DET

Most In A Game: | **Goals:** 2G, 17 times, last: 2/6/23 vs VAN (2g-0a) | **Assists:** 3A, 7 times, last: 4/29/22 @ NYI | **Points:** 4 PTS (1g-3a) 12/31/14 @ BUF | **Shots:** 8, 3/25/16 vs NYI | **Hits:** 9 hits, 12/5/13 vs OTT | **TOI:** 26:16 TOI, 3/18/17 vs WSH | **BLK:** 6 BLK, 4/7/17 @ MTL

Season Career-Highs: | **GP:** 81, 2013-14 | **Goals:** 23, 2013-14 | **Assists:** 47, 2014-15 | **Points:** 63, 2014-15 | **SOG:** 165, 2013-14 | **Hits:** 146, 2013-14 | **ATOI:** 19:07, 2016-17 | **BLK:** 66, 2016-17

Longest Streak: | **Goals:** 4 GP, 1/4/22 to 1/11/22 | **Assists:** 5 GP, 3 times, 3/5/21 to 3/13/21 | **Points:** 8 GP, 12/23/13 to 1/9/14 (4g-6a)

Milestones: Played in 100th career NHL game on 10/18/2014 @ VAN | Played in 300th career game on 3/27/2017 vs CHI | Played in 500th career game on 1/23/21 @ CBJ | Played in 600th career game on 3/4/22 vs DET | Recorded 100th career point on | Earned 100th career goal on 11/23/2019 vs ANA | Earned 100th career point on 2/5/2015 @ DAL (1A) | Recorded 400th career point on 1/5/22 | Earned 100th career playoff point on 5/1/23 vs NYR

Career Stats: 151g-295a=446 | 677 GP

HAT TRICKS

TBD

PENALTY SHOTS

DATE

3/31/2016

SKATER/OPPOSITION

Mike Condon vs MTL

RESULT

STOPPED

SCORE

3-0, MTL



PERSONAL

Ondrej & his wife Barbora have one daughter named Aldeka....They have one dog named Snowy...He enjoys playing tennis in the offseason & also played soccer growing up...One fun thing he wouldn't be able to live without is pasta...If he wasn't an NHL player he'd want to be a chef or soccer player...His favorite show is Yellowstone...His favorite subject in school was geography.

VS. NHL

	GP	G	A	PTS	PIM		GP	G	A	PTS	PIM		GP	G	A	PTS	PIM		GP	G	A	PTS	PIM
ANA	13	3	3	6	4	CBJ	30	10	11	21	12	NSH	22	4	10	14	6	SEA	4	0	5	5	2
ARI	16	7	6	13	8	DAL	23	7	18	25	2	NJ	22	5	11	16	8	STL	17	1	1	2	6
BOS	32	5	12	17	8	DET	39	8	20	28	21	NYI	25	4	14	18	6	TB	3	0	0	0	2
BUF	31	10	15	25	6	EDM	11	5	3	8	2	NYR	22	3	8	11	6	TOR	31	12	11	23	4
CGY	12	6	3	9	4	FLA	38	9	17	26	20	OTT	29	4	18	22	8	VAN	11	4	5	9	2
CAR	34	7	14	21	6	LA	13	1	5	6	2	PHI	21	4	7	11	2	VGK	10	2	4	6	2
CHI	23	5	11	16	8	MIN	18	0	6	6	0	PIT	26	5	12	17	6	WSH	20	3	6	9	12
COL	17	5	7	12	6	MTL	30	5	16	21	10	SJ	16	2	6	8	6	WPG	18	5	10	15	6

CAREER STATS

YEAR	TEAM	LEAGUE	REGULAR SEASON													PLAYOFFS						
			GP	G	A	PTS	+/-	PIM	PP	SH	GW	GT	S	GP	G	A	PTS	PIM				
2012-13	Tampa	NHL	14	2	2	4	5	0	0	0	1	-	16	3	2	1	3	0				
2013-14	Syracuse	AHL	56	13	39	52	32	20	3	1	4	-	143	18	7	19	26	12				
	Tampa	NHL	81	23	26	59	32	20	3	2	3	-	165	3	2	1	3	0				
	Czech Republic	OG	4	0	0	0	0	0	-	-	-	-	-	-	-	-	-	-				
2014-15	Tampa	NHL	75	16	47	63	31	24	3	1	5	-	139	26	8	8	16	12				
2015-16	Tampa	NHL	62	16	24	40	10	20	1	2	4	-	117	17	4	6	10	14				
2016-17	Tampa	NHL	75	17	35	52	8	39	5	0	3	-	162	-	-	-	-	-				
2017-18	Tampa	NHL	56	11	24	35	16	6	4	1	0	-	109	17	6	6	12	2				
2018-19	Tampa	NHL	64	8	26	34	4	20	2	0	1	-	100	4	1	0	1	2				
	Czech Republic	WC	10	1	1	2	1	6	-	-	-	-	-	-	-	-	-	-				
2019-20	Tampa	NHL	69	17	24	41	22	25	4	1	2	-	128	25	11	7	18	10				
2020-21	Tampa	NHL	55	15	31	46	1	46	8	7	6	-	111	23	5	8	13	10				
2021-22	Tampa	NHL	77	18	31	49	15	20	1	0	5	-	143	23	11	10	21	10				
2022-23	DEVILS	NHL	49	8	15	23	5	6	1	0	1	-	79	12	3	4	7	6				
DEVILS TOTALS			49	8	15	23	5	6	1	0	1	-	79	12	3	4	7	6				
NHL TOTALS			677	151	295	446	152	203	31	7	31	-	1269	150	51	50	101	66				

NOMINATIONS/AWARDS

2007-08 U18 WJC (D1) Gold Medal | 2008-09 Czechia U20 Champion | 2011-12 Calder Cup Champion | 2013-14 NHL All-Rookie Team, Calder Trophy Finalist | 2019-20 Stanley Cup Champion | 2020-21 Stanley Cup Champion

THROUGH THE YEARS

2021-22: Completed 10th season with Tampa and ended his tenure in Tampa with 423 career PTS (143g-280a) in 628 GP...His five GWG ranked third on Tampa in 2021-22...His two overtime goals were tied for second on TBL...Playoffs: Tallied a career-high 21 PTS (11g-10a), which ranked second on TBL...His three GWG led TBL.

2020-21: Played in ninth season with TBL...Helped the team win back-to-back Stanley Cup championships...Finished with a positive plus/minus rating for the ninth consecutive season.

2019-20: Played in 69 games...Finished with a plus/minus rating of +25, which ranked fourth on TBL...Playoffs: Helped TBL win its second Stanley Cup title & first since 2003-04...Tallied 11 goals in the team's final 16 postseason games...Scored OT winner on 8/25 vs BOS, 4:40 into OT 1, 4-3 W.

2018-19: Played in seventh season with TBL/NHL...Logged 20 PIM, which was the fewest recorded by any TBL forward who played in 60-plus games.

2017-18: Finished the season with a +16 plus/minus rating...ATOI, 17:00...Playoffs: Recorded 12 PTS (6g-6a) in 17 postseason GP...earned 2 GWG, which ranked 2nd on TBL behind N. Kucherov (3).

International: Czech Republic | 2007-08, U18 WJC (D1), 5 GP, 6g-2a-8PTS, won Gold Medal | 2008-09, U18 WJC, 6 GP, 1g-0a-1PTS | 2010-11, U20 WJC, 6 GP, 2g-1a-3PTS | 2013-14, OG, 4 GP 0g-0a | 2016-17, WCUP, 3 GP 0g-1a-1PTS | 2018-19, WC, 10 GP, 1g-1a-1PTS



AKIRA SCHMID

40 | GOALIE



NO. 40 | HT: 6'5" | WT: 205 LBS | CATCHES: LEFT | BORN: 5/12/00, BERN, SWITZERLAND
DRAFT: NEW JERSEY'S THIRD CHOICE, 136TH OVERALL, FIFTH ROUND IN 2018 NHL DRAFT

2022-23

Nov. 5: Recalled from Utica (AHL)...**Nov. 10 vs OTT:** Replaced V. Vanecek with 9:23 left in 3rd per....Earned 1st career NHL win, after 4-3 OT win...7 saves on 7 SOG...**Nov. 12 vs ARI:** Started in 1st GP for '22-23, & earned 1st career win when starting in a game...-Logged 16 svs on 18 SOG...**Nov. 19 @ OTT:** Earned 3rd win of season in 2nd start...**Dec. 19:** Reassigned to Utica...**Jan. 5 vs STL:** Recalled from Utica...**Jan. 6 vs STL:** Started, but suffered 4-3 loss ...**Jan. 7:** Reassigned to Utica...**Feb. 21 vs MTL:** Recalled from Utica - M. Blackwood sidelined (inj)...**Feb. 25 v PHI:** Earned 1st career shutout w/ 23 saves ...**Mar. 1 @ COL:** Relieved V. Vanecek in 3rd per....-Did not earn W, while the team won (12 svs/12 SA)...**Mar. 3: @ VGK:** Stopped 1st career penalty shot; W. Karlsson....-Suffered 1st career shootout loss...**Mar. 9: @ WSH:** Earned 1st career shootout win...**Mar. 11 @ MTL:** Logged consec. starts for the 1st time in '22-23...**Mar. 18 @ FLA:** Logged career-high 37 svs (4-2, loss)...**Mar. 24 @ BUF:** Pulled for 1st time in '22-23 (4 svs - 7 SOG)... **Apr. 13 @ WSH:** Replaced M. Blackwood in 2nd per....earned the win/stopped all 20 shots faced.

2022-23 Stanley Cup Playoffs: Apr. 18 vs NYR: Dressed as backup... **Apr. 22 @ NYR:** 1 of 12 netminders in NHL history who logged SCP debut at MSG... - Became 2nd goaltender in NJD history to win SCP debut, joining Chris Terreri (Game 2 of 1990 DSF)...**Apr. 27 v NYR:** Logged 1st career SCP shutout -became 1st netminder in franchise history who won his first-three career postseason GP... -3rd rookie netminder in fran. history who earned a shutout in SCP (M. Brodeur/S. Burke)... -9th goaltender in NHL history to allow 2 goals or fewer through their first 3 career SCP starts...**May 1 v NYR:** 1/5 NHL rookie netminders all-time who logged a shutout in a Game 7... -2nd netminder in fran. history who logged a shutout in a Game 7 (M. Brodeur 2003 SCF v ANA).

CAREER HIGHLIGHTS

First NHL: | **GP:** 12/11/21 @ NYI, 25 saves on 29 shots | **START:** 12/11/21 @ NYI, 25 saves on 29 shots | **WIN:** 11/10/22 vs OTT, 7 saves on 7 shots (came in relief) | **Shutout:** 2/25/23 vs PHI, 23 saves in 7-0, W | **Point:** TBD

Most In A Game: | **Shots Faced:** 40 shots (37 saves), 3/18/23 @ FLA, 4-2, L | **Saves:** 37 saves (40 shots), 3/18/23 @ FLA, 4-2, L | **Goals Allowed:** 5, 2 times, last: 1/31/23 @ TOR, 27 saves, 6-4, L

Season Career-Highs: | **Wins:** 9 wins, 2022-23 | **Shutouts:** 1 shutout, 2022-23 | **Saves:** 376 saves, 2022-23 | **GP:** 18 GP, 2022-23 | **SV%:** .922, 2022-23 | **GAA:** 2.13, 2022-23

Longest Streak: | **Wins:** 5 games, 11/10/22 to 12/3/22 (5-0-0, 1.42 GAA, .949 SV%, 0 SO) | **Shutout Sequence:** 96:29, 4 GP, 1/5/23 to 3/5/23 | **Consecutive Shutouts:** TBD | **Starts:** 2 games, 2x, last: 3/16/23 to 3/18/23 (0-1-1), .906 SV%, 2.93 GAA) | **Decisions W/O Reg. Loss:** 5 games, 11/10/22 to 12/3/22 (5-0-0, 1.42 GAA, .949 SV%, 0 SO)

Milestones: Played in 1st career NHL game on 12/11/21 @ NYI | Earned 1st career NHL win on 11/10/22 vs OTT, 7 saves on 7 shots (came in relief)



SHUTOUTS

1 career, last: 2/25/23 vs PHI, 23 saves, 7-0, W

PENALTY SHOTS | STOPPED 1/1 | 100%

DATE	SKATER/OPPOSITION	RESULT	SCORE
3/3/23	William Karlsson, @ VGK	SAVE	4-3, Lso, VGK

PERSONAL

Akira enjoys watching & playing basketball in his free time. He owns one dog named Stella. His favorite movie is "Interstellar", while his favorite actor is Adam Sandler. Akira's favorite Tv show is HBO's "Game of Thrones." The netminder's favorite subject in school was History.

VS. NHL

	MINS	GA	SO	GAA	W-L-O/T		MINS	GA	SO	GAA	W-L-O/T		MINS	GA	SO	GAA	W-L-O/T
ANA	-	-	-	-	-	EDM	-	-	-	-	-	PIT	-	-	-	-	-
ARI	1	2	0	2.00	1-0-0	FLA	2	6	0	3.10	0-2-0	SJ	-	-	-	-	-
BOS	-	-	-	-	-	LA	-	-	-	-	-	SEA	-	-	-	-	-
BUF	2	4	0	3.99	1-0-0	MIN	-	-	-	-	-	STL	1	4	0	4.14	0-1-0
CGY	-	-	-	-	-	MTL	1	1	0	1.00	1-0-0	TB	1	3	0	2.79	0-0-1
CAR	-	-	-	-	-	NSH	-	-	-	-	-	TOR	2	6	0	4.52	0-1-0
CHI	-	-	-	-	-	NJ	-	-	-	-	-	VAN	-	-	-	-	-
COL	1	0	0	0.00	0-0-0	NYI	2	6	0	4.25	0-2-0	VGK	1	3	0	2.78	0-0-1
CBJ	-	-	-	-	-	NYR	-	-	-	-	-	WSH	2	2	0	2.78	2-0-0
DAL	2	5	0	3.84	0-2-0	OTT	2	1	0	0.81	2-0-0	WPG	-	-	-	-	-
DET	1	5	0	5.00	0-1-0	PHI	3	3	1	1.29	2-0-0						

CAREER STATS

YEAR	TEAM	LEAGUE	REGULAR SEASON								PLAYOFFS							
			GP	W	L	O/T	MIN	GA	SO	AVG	GP	W	L	MIN	GA	SO	AVG	
2020-21	Sioux City Musketeers	USHL	35	22	13	1	2147	72	3	2.01	4	2	2	-	-	1	2.28	
2021-22	DEVILS	NHL	4	0	4	0	236	19	0	4.83	-	-	-	-	-	-	-	
	Utica	AHL	30	22	8	5	2167	94	2	2.6	1	0	1	62	4	0	3.89	
2022-23	DEVILS	NHL	14	9	5	2	901	32	1	2.13	9	4	4	460	18	2	2.35	
	Utica	AHL	18	11	7	4	1349	59	2	2.62	-	-	-	-	-	-	-	
DEVILS TOTALS			9	9	2	1137	51	1	2.69	9	4	4	460	18	2	2.35		
NHL TOTALS			9	9	2	1137	51	1	2.69	9	4	4	460	18	2	2.35		

NOMINATIONS/AWARDS

2020-21 USHL First All-Star Team, USHL Goaltender of the Year

THROUGH THE YEARS

2021-22: Made his NHL debut on Dec. 11, 2022, at NYI...recorded an 0-4-0 record in the NHL...Was one of seven netminders who played for NJD...Recorded a 22-8-5 record in (AHL) Utica...Played in one postseason contest (loss) with Utica.

2020-21: Played in third USHL season & second with Sioux City & posted a 22-13-1 record & his 2.01 GAA average ranked 1st in the USHL...Was a first-team USHL All-Star & won USHL Goaltender of the Year...Signed a three-year, entry-level contract with the Devils on May 17, 2021.

2019-20: Played in six games with Omaha (USHL) & then seven with Sioux City (USHL).

2018-19: Began season in WHL with Lethbridge...Played in 2 games with Corpus Christi (NAHL)...Played in 37 games with Omaha in the USHL...Represented Switzerland at the IIHF's World Junior Championship.

International: Switzerland | 2016-17 U18 WJC, 0-3-0, 3.52 GAA/.901 sv% | 2017-18 U18 WJC, 0-2-0, 6.50 GAA/.865 sv% | 2017-18 WJC, 0 GP | 2018-19 WJC, 0-2-0, 4.23 GAA/.878 sv% | 2019-20 WJC, 0 GP



JONAS SIEGENTHALER

71 | DEFENSEMAN



NO. 71 | HT: 6'3" | WT: 218 LBS | SHOOTS: LEFT | BORN: 5/6/1997, ZURICH, SWITZERLAND
DRAFT: WASHINGTON'S SECOND CHOICE, SECOND ROUND (57TH OVERALL), 2015 NHL DRAFT

2022-23

Signed 5-year contract extension to begin in 2023-24, on 7/26/22...**Oct. 30 vs CBJ:** Earned 1st-career PPG, 3:46 into 3rd per...**Nov. 28:** Ranked 1st in the NHL w/ a +23 +/- rating...**Dec. 3 @ PHI:** Played in 200th career GP in NHL...**Dec. 30 @ PIT:** Logged career-high 26:53 TOI...**Jan. 4 @ DET:** Tied career-high +3 rating...**Jan. 10 @ CAR:** Snapped 31-GP drought w/o a goal...Tied career-high 2g in a season, & 14 PTS in a season...**Feb. 25 v PHI:** 2nd career 3-PTS game (1g-2a), Earned 2nd career GWG.

2022-23 Stanley Cup Playoffs: Apr. 22 @ NYR: Returned to lineup after scratched for Game 2 ...**Apr. 24 @ NYR:** Recorded 1st career SCP PTS (1g-1a) -Became 4th D-Man in franchise history who earned a GWG vs NYR in the playoffs ...**May 3 @ CAR:** Logged postseason career-high 7 hits.

CAREER HIGHLIGHTS

First NHL: | **GP:** 11/9/2018 vs CBJ, 12:13 TOI | **Point:** 12/14/2018 @ CAR, 1A | **Goal:** 11/9/2019 vs VGK

Most In A Game: | **Goals:** 1G, 6 times, last: 2/25/23 vs PHI | **Assists:** 2A, 6 times, last: 2/25/23 vs PHI | **Points:** 3 PTS, twice, last: 2/25/23 vs PHI (1g-2a) | **Shots:** 5 SOG, 2/10/22 @ STL | **Hits:** 7 hits, 3/19/22 @ EDM | **TOI:** 26:53, 12/30/22 @ PIT | **BLK:** 7 blocks, 1/15/19 @ NSH

Season Career-Highs: | **GP:** 80, 2022-23 | **Goals:** 4, 2022-23 | **Assists:** 17, 2022-23 | **Points:** 21, 2022-23 | **SOG:** 92, 2021-22 | **Hits:** 101, 2022-23 | **ATOI:** 20:34, 2021-22 | **BLK:** 151, 2022-23

Longest Streak: | **Goals:** TBD | **Assists:** 3 GP (0g-4a), 12/6/22-12/12/22 | **Points:** 3 GP, 2x, last: 12/6/22-12/12/22 (0g-4a)

Milestones: Played in 100th career game on 4/17/2021 @ NYR | Played in 200th career NHL GP 12/3/22, vs PHI

Career Stats: 7g-41a=48 PTS | 255 GP

HAT TRICKS

TBD

PENALTY SHOTS

TBD

PERSONAL

Like numerous Devils players, Jonas' favorite TV show is Peaky Blinders...One of his biggest interests aside from hockey is cooking...He also grew up playing soccer & his favorite non-hockey team is Manchester City...His favorite actor is Liam Neeson & his favorite movie is "The Last Samurai".



VS. NHL

	GP	G	A	PTS	PIM		GP	G	A	PTS	PIM		GP	G	A	PTS	PIM		GP	G	A	PTS	PIM
ANA	6	0	1	1	4	CBJ	12	1	0	1	13	NSH	8	0	0	0	0	SEA	3	0	0	0	5
ARI	6	0	1	1	2	DAL	6	0	1	1	4	NJ	4	1	0	1	2	STL	5	0	1	1	4
BOS	12	0	2	2	6	DET	6	0	2	2	6	NYI	16	0	3	3	8	TB	9	0	4	4	4
BUF	11	1	0	1	11	EDM	5	0	1	1	2	NYR	17	0	2	2	4	TOR	9	0	0	0	6
CGY	7	0	0	0	6	FLA	8	0	5	5	0	OTT	9	0	6	6	4	VAN	6	0	1	1	4
CAR	12	1	1	2	10	LA	5	0	0	0	2	PHI	14	1	2	3	2	VGK	5	1	1	2	0
CHI	5	1	3	4	0	MIN	5	0	0	0	6	PIT	12	0	1	1	12	WSH	7	0	2	2	6
COL	5	0	1	1	4	MTL	8	0	0	0	2	SJ	7	0	0	0	0	WPG	5	0	0	0	4

CAREER STATS

			REGULAR SEASON											PLAYOFFS									
YEAR	TEAM	LEAGUE	GP	G	A	PTS	+/-	PIM	PP	SH	GW	GT	S	GP	G	A	PTS	PIM					
2014-15	ZSC Lions	NLA	41	0	3	3	4	39	-	-	-	-	-	18	0	2	2	4					
	GC Küsnacht Lions	NLB	10	1	7	8	-	10	-	-	-	-	-	-	-	-	-	-					
	Switzerland U18	WJC-18	7	0	4	4	2	20	-	-	-	-	-	-	-	-	-	-					
	Switzerland U20	WJC-20	6	0	1	1	9	8	-	-	-	-	-	-	-	-	-	-					
2015-16	GCK Lions U20	Elite Jr. A	-	-	-	-	-	-	-	-	-	-	-	1	1	0	1	2					
	ZSC Lions	NLA	40	3	5	8	16	28	-	-	-	-	-	4	0	0	0	2					
	Hershey Bears	AHL	6	0	1	1	-4	8	-	-	-	-	-	-	-	-	-	-					
	Switzerland U20	WJC-20	6	0	1	1	-4	6	-	-	-	-	-	-	-	-	-	-					
2016-17	ZSC Lions	NLA	28	1	6	7	1	16	-	-	-	-	-	6	0	0	0	8					
	Hershey Bears	AHL	7	0	0	0	2	2	-	-	-	-	-	5	0	0	0	2					
	Switzerland U20	WJC-20	5	1	5	6	-1	2	-	-	-	-	-	-	-	-	-	-					
	Hershey Bears	AHL	75	6	6	12	-20	61	-	-	-	-	-	-	-	-	-	-					
2017-18	Washington Capitals	NHL	26	0	4	4	6	10	0	0	0	-	12	4	0	0	0	2					
	Hershey Bears	AHL	34	2	4	6	3	30	-	-	-	-	-	-	-	-	-	-					
2019-20	Washington Capitals	NHL	64	2	7	9	11	43	0	0	1	-	49	7	0	0	0	0					
2020-21	Washington Capitals	NHL	7	0	0	0	-3	2	0	0	0	-	3	-	-	-	-	-					
	DEVLS	NHL	8	0	0	0	-6	2	0	0	0	-	4	-	-	-	-	-					
2021-22	Switzerland	WC	7	0	1	1	2	6	-	-	-	-	-	-	-	-	-	-					
	DEVILS	NHL	70	1	13	14	-5	42	0	0	0	-	92	-	-	-	-	-					
	Switzerland	WC	8	1	4	5	8	4	-	-	-	-	-	-	-	-	-	-					
2022-23	Switzerland	NHL	80	4	17	21	27	44	1	0	1	-	84	11	1	2	3	8					
	DEVILS	WC	5	2	0	2	2	2	0	-	-	-	-	-	-	-	-	-					
DEVILS TOTALS			158	5	30	35	16	88	1	0	1	-	180	11	1	2	3	8					
NHL TOTALS			255	7	41	48	30	143	1	0	2	-	244	22	1	2	3	8					

NOMINATIONS/AWARDS

2015-16 Swiss Cup Champion, ZSC Lions

THROUGH THE YEARS

2021-22: Completed first full season with NJD...Snapped a 94-game scoring drought, after netting his first goal w/ NJD on Feb. 25 @CHI...Set career-highs in single season for GP (70), assists (13), points (14), shots (92), ATOI (20:34), hits (98) & blocks (106)...Logged career-high TOI 26:48 on Dec. 18 vs DET...Set career-high 3-game point streak on 12/20/21 to 12/23/21 (1g-2a-3PTS)...Logged a career-high 5 SOG on 2/10/22 @ STL...Earned a career-high 3 PTS (1g-2a) on 2/25/22 @ CHI...Shut down for remainder of the season on Apr. 9 w/ a broken hand...signed a 5-year contract extension set to begin in 2023-24, AAV \$3.4 million.

2020-21: Played in third NHL season...Skated in seven games with Washington...Acquired by New Jersey on Apr. 11 in exchange for a 2021 conditional third-round pick (ARI)...Made Devils debut on Apr. 13 vs NYR...Re-signed a two-year deal on July 9...Season-high 19:39 TOI with New Jersey on May 5, @ PHI.

2019-20: Second NHL season & with WSH...Set career highs in goals (2), assists (7) & points (9)...Was a +11.

2018-19: Skated in rookie NHL season...Made NHL debut Nov. 9, 2018, vs CBJ...Season-high 19:45 TOI on Jan. 15 @ NSH.

2017-18: Skated in third AHL season with Hershey...Logged 61 PIM.

2016-2017: Skated in 28 games & 6 playoff games for ZSC Lions (NLA)...Appeared in seven games for Hershey.

International: Switzerland | 2012-13 WJC-18, 5 GP, no points | 2013-14 WJC-18, 5 GP, 0g-1a-1PTS | 2014-15 WJC-18, 7 GP, 0g-4a-4PTS | 2015-16 WJC-20, 6 GP, 0g-1a-1PTS | 2016-17 WJC-20, 5 GP, 1g-5a-6PTS | 2020-21 WC, 7 GP, 0g-1a-1PTS | 2021-22 WC, 8 GP, 1g-4a-5PTS | 2022-23 WC, 5 GP, 2g-0a-2PTS



BRENDAN SMITH

2 | DEFENSEMAN

**NO. 2 | HT: 6'2" | WT: 200 LBS | SHOOTS: LEFT | BORN: MIMICO, ONT.****DRAFT: DETROIT'S FIRST SELECTIONS, FIRST ROUND, (27TH OVERALL) IN THE 2007 NHL DRAFT**

2022-23

Oct. 13 @ PHI: Logged NJD debut, 15:38 TOI...**Nov. 1 @ VAN:** Logged season-high 18:39 TOI...**Nov. 17 @ TOR:** Earned 1st PTS w/ NJD and of the season (1A)...**Dec. 13 vs DAL:** Did not dress for the 1st time w/ NJD...**Dec. 15. vs PHI:** Played in 600 career NHL GP, logged first fighting major of the season...**Dec. 21 @ FLA:** Logged career-high 7 blocked shots...**Dec. 30 @ PIT:** Earned 2nd assist in last 3 GP...**Feb. 11 @ MIN:** Missed consecutive GP due to lower-body inj.

2022-23 Stanley Cup Playoffs: Apr. 20 v NYR: Played in contest after not playing in Game 1 ... **May 7 v CAR:** Made series debut - earned 1 assist ... **May 9 v CAR:** Dressed in consec. GP for the 1st time in '23 SCP.

CAREER HIGHLIGHTS

First NHL: | **GP:** 11/17/2011 @ SJS, 19:18 TOI | **Point:** 11/19/2011 @LAK, 1A | **Goal:** 3/2/2012 vs MIN | **First PPG:** 3/22/2014 @ MIN

Most In A Game: | **Goals:** 1G, last: 4/24/22 @ NYI | **Assists:** 2A, 6 times, last: 3/17/17 vs FLA | **Points:** 2 PTS, 9 times, last: 2/25/22 3/17/17 vs FLA | **Shots:** 6, 3 times, last: 4/21/22 vs WPG | **Hits:** 6 hits, 2x, last: 4/13/23 @ WSH | **TOI:** 26:14 @ PIT | **BLK:** 7 blocks, 12/21/22 @ FLA

Season Career-Highs: | **GP:** 76 GP, 2014-15 | **Goals:** 5, 2x, last: 2020-21 | **Assists:** 14, 2013-14 | **Points:** 19, 2013-14 | **SOG:** 90, 2013-14 | **Hits:** 102, 2022-23 | **ATOI:** 19:15, 2016-17 | **BLK:** 76, 2022-23

Longest Streak: | **Goals:** N/A | **Assists:** 2 GP, 10x, last: 12/1/2017-12/5/2017 (0g-2a) | **Points:** 2 GP, 16x, last: 4/20/21-4/22/21 (1g-1a)

Milestones: Played in 100th career NHL game on 3/9/2014 @ NYR | Played in 300th career game on 3/21/2017 @ NJD | Played in 500th career game on 3/19/2021 @ WSH | Earned 100th career point on 3/7/2020 vs NJD | Played in 600th career NHL GP 12/15/22, vs PHI

Career Stats: 33g-90a-123 PTS | 631 GP

HAT TRICKS

TBD

PENALTY SHOTS

TBD

PERSONAL

Brendan & wife Sam met at the University of Wisconsin & have two sons, Nolan & Ryenn... Brendan's younger brother Reilly won a Stanley Cup championship with Vegas last season...He enjoys listening to the band OAR and one of his favorite actors is Tom Hardy...His favorite non-hockey team is the NFL's Green Bay Packers & one of his favorite athletes is Tiger Woods...He enjoys playing golf & fishing in the offseason...He also played lacrosse, basketball & soccer growing up.



VS. NHL

	GP	G	A	PTS	PIM		GP	G	A	PTS	PIM		GP	G	A	PTS	PIM		GP	G	A	PTS	PIM
ANA	20	0	5	5	46	CBJ	25	0	3	3	28	NSH	20	2	2	4	20	SEA	2	1	1	2	4
ARI	16	0	1	1	22	DAL	15	0	1	1	19	NJ	31	4	5	9	31	STL	15	1	1	2	16
BOS	27	0	3	3	21	DET	13	1	0	1	12	NYI	26	3	6	9	25	TB	23	0	1	1	28
BUF	31	2	4	6	31	EDM	15	0	2	2	15	NYR	17	0	0	0	10	TOR	23	0	3	3	26
CGY	14	1	2	3	10	FLA	25	3	4	7	33	OTT	27	1	5	6	42	VAN	16	1	4	5	16
CAR	21	1	3	4	10	LA	19	0	7	7	22	PHI	30	3	3	6	44	VKG	6	0	0	0	2
CHI	12	1	3	4	11	MIN	14	2	5	7	6	PIT	29	3	3	6	28	WSH	33	0	5	5	65
COL	12	0	0	0	6	MTL	24	1	3	4	16	SJ	20	1	3	4	14	WPG	10	1	2	3	14

CAREER STATS

			REGULAR SEASON													PLAYOFFS									
YEAR	TEAM	LEAGUE	GP	G	A	PTS	+/-	PIM	PP	SH	GW	GT	S	GP	G	A	PTS	PIM							
2007-08	Univ. Wisconsin	NCAA	22	2	10	12	-5	26	0	0	0	-	-	-	-	-	-	-							
2008-09	Univ. Wisconsin	NCAA	31	9	14	23	4	75	-	-	-	-	-	-	-	-	-	-							
2009-10	Univ. Wisconsin	NCAA	42	15	37	52	76	17	-	-	-	-	-	-	-	-	-	-							
2010-11	Grand Rapids	AHL	63	12	20	32	7	124	5	1	4	-	114	-	-	-	-	-							
2011-12	Detroit	NHL	14	1	6	7	3	13	0	0	0	-	13	-	-	-	-	-							
2012-13	Grand Rapids	AHL	57	10	24	34	2	90	3	2	4	-	113	-	-	-	-	-							
	Detroit	NHL	34	0	8	8	1	36	0	0	0	-	33	-	-	-	-	-							
2013-14	Grand Rapids	AHL	32	5	15	20	9	49	3	0	2	-	88	14	2	3	5	10							
	Detroit	NHL	71	5	14	19	-2	68	1	0	0	-	90	5	0	0	0	8							
2014-15	Detroit	NHL	76	4	9	13	-2	68	0	0	1	-	88	5	0	0	0	0							
2015-16	Detroit	NHL	63	3	12	15	1	62	1	0	0	-	170	3	0	1	1	2							
2016-17	Detroit	NHL	33	2	3	5	-1	34	1	0	1	-	39	-	-	-	-	-							
2017-18	NY Rangers	NHL	18	1	3	4	2	29	0	0	0	-	23	12	0	4	4	20							
	NY Rangers	NHL	44	1	7	8	2	69	0	0	0	-	66	-	-	-	-	-							
2018-19	Hartford	AHL	11	0	2	2	-11	8	0	0	0	-	15	-	-	-	-	-							
	NY Rangers	NHL	63	4	9	13	-7	71	0	0	0	-	66	-	-	-	-	-							
2019-20	NY Rangers	NHL	62	3	5	8	-12	71	0	1	0	-	45	3	0	0	0	4							
2020-21	NY Rangers	NHL	48	5	5	10	3	73	0	0	0	-	58	-	-	-	-	-							
2021-22	Carolina	NHL	45	4	4	8	6	36	0	0	0	-	63	14	1	3	4	12							
2022-23	DEVILS	NHL	60	0	5	5	3	63	0	0	0	-	58	3	0	1	1	12							
DEVILS TOTALS			60	0	5	5	3	63	0	0	0	-	58	3	0	1	1	12							
NHL TOTALS			631	33	90	123	-3	693	3	1	3	-	724	59	3	12	15	72							

NOMINATIONS/AWARDS

2009-10 NCAA (WCHA) Defensive Player of the Year, Unvi. Wisconsin, First All-Star Team, First All-American Team, Hobey Baker Award Finalist | 2010-11 AHL All-Rookie Team

THROUGH THE YEARS

2021-22: Completed his 11th NHL season & first with CAR...Made CAR debut at FLA (11/6)... Scored the GWG for his first CAR point vs. STL (11/13)...Missed one game while in COVID protocol (12/30)... Recorded a fighting major at TOR (2/7)... Missed 10 games due to an upper-body injury (2/21-3/13)... Earned a fighting major at WSH (3/28)...Logged a career-high plus/minus rating of +6...His 73 hits ranked 3rd on CAR for D'Man...Playoffs: Netted his first career SHG in the postseason.

2020-21: Played in final season with NYR...Recorded career-high 73 PIM...Tied a career-high 5 goals in a single season (2013-14, DET).

2019-20: Played in third full season with NYR...Earned 100th career point on 3/7/20 vs NJD...His 71 PIM led all NYR D'Man & ranked 2nd on NYR...His 90 hits ranked 3rd for all NYR D'Man.

2018-19: Played in second full season with NYR...Logged a career-high 100 hits & 32 takeaways... His 71 PIM ranked 2nd on NYR...His 100 hits ranked 3rd for NYR D'Man.

2017-18: First full season with NYR...Posted 69 PIM in 44 GP with NYR...Assigned to AHL Hartford & played in 11 GP.

2016-2017: Played in final season with DET & in 33 GP...Traded to NYR...DET traded Smith to NYR on 2/28/17 in exchange for a 2017 3rd-round draft pick & 2018 2nd-round draft pick...made NYR debut on 3/2/17 @ BOS.



CHRIS TIERNEY

11 | CENTER



NO. 11 | HT: 6'1" | WT: 190 LBS | SHOOTS: LEFT | BORN: 7/1/1994, KESWICK, ONTARIO
DRAFT: SAN JOSE'S SECOND CHOICE, SECOND ROUND (55TH OVERALL), 2012 NHL DRAFT

2022-23

Played in 20 games in the AHL with Charlotte Checkers...Played in 23 games with the Montreal Canadiens...and 13 games with Florida...Signed with Florida as an UFA on **July 19, 2022**...Montreal then claimed Tierney off waivers on **Feb. 23, 2023**...He recorded his first goal last season w/ Florida on **Dec. 6**, at Winnipeg...Recorded 2 assists (season-high) on **Mar. 7**, w/ Montreal against Carolina...Logged a season-high 18:14 TOI on **Mar. 18**, at Tampa...Won a season-high 13 face-offs on **Mar. 13**, vs Colorado.

CAREER HIGHLIGHTS

First NHL: | **GP:** 10/8/2014 @ LAK, 12:04 | **Point:** 10/8/2014 @ LAK, 1A | **Goal:** 2/5/2014 @ VAN

Most In A Game: | **Goals:** 2G, 5 x, last: 10/17/2021 vs DAL | **Assists:** 3A, 2x, last: 2/27/2020 vs VAN | **Points:** 3 PTS, 3x, last: 2/27/2020 vs VAN | **Shots:** 6 SOG, 2x, last: 2/16/2020 vs DAL | **Hits:** 5 hits, 10/2/2019 @ TOR | **TOI:** 24:55, , 2/24/2020 @ CBJ | **BLK:** 4, 10/29/2016 vs NSH

Season Career-Highs: | **GP:** 82, 2017-18 | **Goals:** 17, 2017-18 | **Assists:** 39, 2018-19 | **Points:** 48, 2018-19 | **SOG:** 118, 2017-18 | **Hits:** 50, 2016-17 | **ATOI:** 17:11, 2019-20 | **BLK:** 54, 2018-19

Longest Streak: | **Goals:** 2 GP, 9x, last: 3/22/21-3/24/21 (2g-0a) | **Assists:** 6 GP, 2/7/2019-2/18/2019 (0g-7a) | **Points:** 7 GP, 10/4/2018-10/20/2018 (2g-7a)

Milestones: Earned 100th career point on 3/16/2018 @ CGY | Earned 200th career point on 3/14/21 vs TOR

Career Stats: 76g-160a-236 PTS | 597 GP

HAT TRICKS

TBD

PENALTY SHOTS | STOPPED 1/1 | 100%

DATE	SKATER/OPPOSITION	RESULT	SCORE
12/17/2015	Jonathan Bernier/TOR	Stopped	5-4, L
3/2/2017	Ryan Miller/VAN	Stopped	3-1, W
11/11/2017	Jacob Markstrom/VAN	SCORED	5-0, W
3/7/2020	Aaron Dell/SJS	Stopped	2-1, W



VS. NHL

	GP	G	A	PTS	PIM		GP	G	A	PTS	PIM		GP	G	A	PTS	PIM		GP	G	A	PTS	PIM
ANA	20	0	5	5	2	CBJ	17	0	7	7	2	NSH	18	0	4	4	8	SEA	2	1	0	1	0
ARI	21	5	5	10	0	DAL	16	4	4	8	4	NJD	17	2	4	6	0	STL	13	2	2	4	0
BOS	20	1	6	7	2	DET	17	5	7	12	0	NYI	18	0	3	3	0	TB	21	1	4	5	8
BUF	19	2	2	4	4	EDM	29	2	8	10	14	NYR	18	2	4	6	2	TOR	27	4	14	18	4
CGY	30	6	9	15	4	FLA	17	3	4	7	6	OTT	8	3	1	4	0	VAN	33	9	9	18	0
CAR	16	2	11	13	2	LA	22	4	2	6	8	PHI	18	3	5	8	4	VGK	10	1	4	5	2
CHI	14	1	4	5	4	MIN	17	3	2	5	2	PIT	18	0	3	3	6	WSH	17	3	5	8	2
COL	19	1	4	5	2	MTL	29	0	9	9	8	SJ	8	1	2	3	2	WPG	28	5	7	12	12

CAREER STATS

YEAR	TEAM	LEAGUE	REGULAR SEASON											PLAYOFFS									
			GP	G	A	PTS	+/-	PIM	PP	SH	GW	GT	S	GP	G	A	PTS	PIM					
2014-15	SJS	NHL	43	6	15	21	3	6	1	0	1	-	48	-	-	-	-	-	-	-	-	-	-
	Worcester	AHL	51	12	36	48	8	10	2	0	1	-	55	4	1	2	3	0					
2015-16	SJS	NHL	79	7	13	20	-16	20	1	1	2	-	96	24	5	4	9	6					
	SJS	AHL	2	1	2	3	3	0	0	0	0	-	5	-	-	-	-	-					
2016-17	SJS	NHL	80	11	12	23	0	6	1	1	2	-	90	6	0	1	1	0					
2017-18	SJS	NHL	82	17	23	40	0	8	3	2	2	-	118	10	0	2	2	0					
2018-19	OTT	NHL	81	9	39	48	-22	26	0	0	1	-	116	-	-	-	-	-					
2019-20	OTT	NHL	71	11	26	37	-6	20	1	4	2	-	102	-	-	-	-	-					
2020-21	OTT	NHL	55	6	13	19	-12	8	0	0	3	-	53	-	-	-	-	-					
2021-22	OTT	NHL	70	6	12	18	-12	14	3	0	2	-	72	-	-	-	-	-					
2022-23	FLA	NHL	13	2	1	3	-1	2	0	0	0	-	6	-	-	-	-	-					
	MTL	NHL	23	1	6	7	-7	4	0	0	0	-	13	-	-	-	-	-					
	Charlotte	AHL	20	3	13	16	-8	10	0	0	1	-	31	-	-	-	-	-					
DEVILS TOTALS			-	-	-	-	-	-	-	-	-	-	-	-	-	-	-	-	-	-	-	-	-
NHL TOTALS			597	76	160	236	-73	114	10	8	15	-	714	40	5	7	12	8					

NOMINATIONS/AWARDS

2011-12 OHL Champion w/ London | 2012-13 OHL Champion w/ London

THROUGH THE YEARS

2021-22: Completed fourth season with Ottawa & tied a career-high 3 PPG (2017-18)... earned 2 GWG...12:25 ATOI

2020-21: Completed seventh NHL season & third with Ottawa...Earned a career-high 3 GWG

2019-20: Skated in second season with Ottawa & played in 71 GP...Earned a career-high 4 shorthanded goals...Logged 17:11 ATOI...Recorded 51.2 face-off%

2018-19: Traded to Ottawa by San Jose with Dylan DeMelo, Rudolfs Balcers, Josh Norris, San Jose's 1st-round pick in 2019 or 2020 NHL Draft, a 2nd-round pick in 2019 NHL Draft and two conditional picks for Erik Karlsson and Francis Perron, September 13, 2018...Played in 81 GP & recorded a career-high 48 PTS (9g-39a)...Logged a career-high 26 PIM...Inked 17:02 ATOI...Logged a career-high 54 blocks...Earned career-high 39 assists.

2017-18: Played in fourth and final season with San Jose....Played in a career-high 82 GP...Recorded a career-high 17 goals...Recorded 3 PPG, 2 shorthanded goals & 2 GWG....Logged 16:00 ATOI...Played in 10 SCP games & recorded two helpers.

International: Canada | N/A



TYLER TOFFOLI

73 | RIGHT WING



NO. 73 | HT: 6'0" | WT: 203 LBS | SHOOTS: RIGHT | BORN: SCARBOROUGH, ONT.
DRAFT: LOS ANGELES' SECOND-ROUND PICK, 39TH OVERALL, IN 2010 NHL DRAFT

2022-23

Completed his first full season with CGY & posted career-highs in goals (34), assists (39) & points (73)... Played in 82 games for the fourth time in his career...His 34 goals & 73 points led CGY...Notched the OT winner on **Oct. 22 vs. CAR**...Recorded his 400th career point in a two-point performance on **Nov. 1 vs. SEA**...Scored his 200th NHL goal **at CAR on Nov. 26**. Recorded three points in the third period on **Feb. 11 at BUF**...Became just the fifth skater to record a two-goal, two-assist four-point game on the road for the Flames in the past 15 seasons on **Mar. 16 at VGK**...Recorded three assists for just the second time in his career, on **Mar. 21 at ANA**...Scored his 30th goal of the season on **Mar. 25 vs. SJS**...Set a new career-high in goals (32) on **Mar. 31 at VAN**...Scored the OT winner at **VAN on Mar. 31**.

International: Named captain for Canada at the IIHF's WC...Tallied 6 PTS (3g-3a) in 10 GP & helped Canada win a Gold Medal.

CAREER HIGHLIGHTS

First NHL: | **GP:** 3/16/13 vs SJS, 13:20 | **Point:** 3/18/13 vs ARI, 1G | **Goal:** 3/18/13 vs ARI | **PPG:** 3/18/13 vs ARI

Most In A Game: | **Goals:** 3G, 4x, last: 1/20/21 @ VAN | **Assists:** 3A, 2x, last: 3/21/23 @ ANA | **Points:** 4 PTS, 4x, last: 3/16/23 @ VGK (2g-2a) | **Shots:** 9 SOG, 1/30/20 @ ARI | **Hits:** 7 hits, 4/28/21 vs TOR | **TOI:** 22:47, 10/20/16 @ DAL | **BLK:** 3, 2x, last: 2/15/20 @ COL

Season Career-Highs: | **GP:** 82, 4x, last: 2022-23 | **Goals:** 34, 2022-23 | **Assists:** 34, 2022-23 | **Points:** 73, 2022-23 | **SOG:** 268, 2022-23 | **Hits:** 86, 2014-15 | **ATOI:** 17:31, 2020-21 | **BLK:** 24, 2021-22 |

Longest Streak: | **Goals:** 4 GP, 2x, last: 4/21/21 to 4/26 (4g-0a=4 PTS) | **Assists:** 4 GP, 3x, last: 12/31/22 to 1/8 (0g-5a=5 PTS) | **Points:** 6 GP, 2x, last: 4/30/21 to 5/8/21 (3g-5a=8 PTS)

Milestones: Played in 100th career game on 4/13/2014 @ STL | Played in 300th career game on 1/1/2017 @ TOR | Played in 600th career game on 3/11/2021 @ CGY | Earned 100th career point on 3/29/2015 @ NYI (1g) | Earned 300th career point on 11/9/2019 vs LAK (1A) | Earned 100th career goal on 10/18/2017 @ TOR | Earned 400th career point (1g) on 3/8/22 vs COL | Played in 700th career NHL game on 4/23/22 vs CAR | Earned 200th career NHL goal 12/23/22 vs BOS.

Career stats: 227g-239=466 PTS

HAT TRICKS

2/12/2015 vs CGY (3g-1a=4 PTS), against J. Hiller

12/28/15 @ VAN (3g-0a=3 PTS), against J. Markstrom

2/15/2020 @ COL, (3g-0a=3 PTS), against P. Grubauer & P. Francouz - Stadium Series

1/20/2021 @ VAN, (3g-0a=3 PTS), against B. Holtby



PENALTY SHOTS

DATE
1/16/2016

SKATER/OPPOSITION
Craig Anderson/OTT

RESULT
Stopped

SCORE
5-3, OTT (W) vs LAK

PERSONAL

Tyler is a Los Angeles Dodgers & Rams fan. He enjoys traveling & golfing in his free time. His favorite restaurant is Nobu, while his favorite TV show is "How I Met Your Mother." Toffoli became the first player in NHL history to score a hat-trick in an outdoor game when LAK defeated COL 3-1 in the 2020 Navy Federal Credit Union NHL Stadium Series at Falcon Stadium, U.S. Air Force Academy in Colorado Springs, Colorado.

VS. NHL

	GP	G	A	PTS	PIM		GP	G	A	PTS	PIM		GP	G	A	PTS	PIM		GP	G	A	PTS	PIM
ANA	37	9	16	25	4	CBJ	20	4	7	11	6	NSH	25	5	10	15	12	SEA	7	4	2	6	4
ARI	36	7	12	19	16	DAL	22	4	11	15	0	NJ	15	4	3	7	2	STL	23	6	6	12	4
BOS	16	5	6	11	4	DET	19	7	7	14	6	NYI	17	7	7	14	0	TB	15	4	3	7	6
BUF	20	3	7	10	4	EDM	41	13	18	31	16	NYR	16	4	4	8	0	TOR	26	6	7	13	14
CGY	39	15	6	21	17	FLA	14	4	4	8	0	OTT	24	9	7	16	8	VAN	44	23	16	39	19
CAR	15	7	4	11	8	LA	8	3	2	5	6	PHI	16	5	4	9	0	VGK	19	8	6	14	4
CHI	25	7	8	15	6	MIN	27	9	9	18	12	PIT	17	3	4	7	10	WSH	19	2	8	10	6
COL	27	11	9	20	6	MTL	17	4	9	13	6	SJ	36	13	7	20	6	WPG	31	12	10	22	4

CAREER STATS

YEAR	TEAM	LEAGUE	REGULAR SEASON											PLAYOFFS									
			GP	G	A	PTS	+/-	PIM	PP	SH	GW	GT	S	GP	G	A	PTS	PIM					
2008-09	Ottawa	OHL	54	17	29	46	0	16	-	-	-	-	-	7	2	6	8	4					
2009-10	Ottawa	OHL	65	37	42	79	25	54	-	-	-	-	-	12	7	6	13	10					
2010-11	Ottawa	OHL	68	57	51	108	44	33	-	-	-	-	-	4	3	5	8	4					
	Manchester	AHL	1	1	0	1	0	0	-	-	-	-	-	5	1	0	1	6					
2011-12	Ottawa	OHL	65	52	48	100	31	22	-	-	-	-	-	18	11	7	18	21					
2012-13	Los Angeles	NHL	10	2	3	5	3	2	1	0	0	-	20	12	2	4	6	0					
	Manchester	AHL	58	28	23	51	20	18	-	-	-	-	-	-	-	-	-	-					
2013-14	Los Angeles	NHL	62	12	17	29	21	10	1	0	5	-	124	26	7	7	14	10					
	Manchester	AHL	18	15	8	23	5	4	-	-	-	-	-	-	-	-	-	-					
2014-15	Los Angeles	NHL	76	23	26	49	25	37	3	5	3	-	200	-	-	-	-	-					
	Canada	WC	10	2	3	5	9	2	-	-	-	-	-	-	-	-	-	-					
2015-16	Los Angeles	NHL	82	31	27	58	35	20	9	1	4	-	213	5	0	1	1	2					
2016-17	Los Angeles	NHL	63	16	18	34	6	22	4	0	2	-	165	-	-	-	-	-					
2017-18	Los Angeles	NHL	82	24	23	47	9	16	6	0	6	-	251	4	0	0	0	0					
2018-19	Los Angeles	NHL	82	13	21	34	-16	23	3	0	3	-	226	-	-	-	-	-					
2019-20	Los Angeles	NHL	58	18	16	34	-4	16	4	0	3	-	165	7	2	2	4	0					
	Vancouver	NHL	10	6	4	10	3	4	1	0	1	-	38	7	2	2	4	0					
2020-21	Montreal	NHL	52	28	16	44	0	24	7	2	5	-	158	22	5	9	14	6					
2021-22	Montreal	NHL	37	9	17	26	-8	4	4	1	0	-	100	-	-	-	-	-					
	Calgary	NHL	37	11	12	23	3	10	4	1	1	-	95	12	2	3	5	6					
2022-23	Calgary	NHL	82	34	39	73	16	28	10	0	4	-	268	-	-	-	-	-					
	Canada	WC	10	3	3	6	3	2	-	-	-	-	-	-	-	-	-	-					
DEVILS TOTALS			-	-	-	-	-	-	-	-	-	-	-	-	-	-	-	-					
NHL TOTALS			733	227	239	466	93	216	57	10	37	-	2023	88	18	26	44	24					

NOMINATIONS/AWARDS

2009-10 OHL All-Star w/ Ottawa | 2010-11 OHL All-Star, OHL Most Goals (57) & Points (108) | 2011-12 OHL All-Star, OHL Most Goals (52) | 2012-12 AHL All-Rookie Team, AHL All-Star & AHL Rookie of the Year | 2013-14 Stanley Cup Champion w/ LAK | 2014-15, Canada, WC Gold Medal | 2022-23 WC Gold Medal

THROUGH THE YEARS

2021-22: Began the season with MTL & played in 37 GP with the Habs...Traded to CGY by MTL for Tyler Pitlick, Emil Heineman, a 1st-round pick in the 2022 NHL Draft and a 5th-round pick in the 2023 NHL Draft, February 14, 2022.

2020-21: Played in 52 regular-season contests w/ MTL (28g-16a=44 PTS)...His 44 PTS, 28 goals & 7 PPG ranked first on MTL...Recorded 14 PTS (5g-9a) in 22 playoff games & his 2 GWG were tied for 1st on MTL in the postseason...Helped lead MTL back to a final for the first time since 1992-93.

2019-20: Marked his 8th season with LAK...Became first player in NHL history who earned a hat-trick in an NHL outdoor game after netting 3 goals vs COL in a Stadium Series contest at Falcon Stadium via Feb. 15... he was traded to VAN in exchange for Tim Schaller, Tyler Madden, a 2nd-round pick in 2020 NHL Draft and a conditional pick in 2022 NHL Draft, February 17, 2020...He signed w/ MTL as a UFA on Oct. 12, 2020.

2018-19: Completed seventh NHL season & with LAK...Played in 82 GP for the third time in his career (2015-16 & 2017-18)...Played in 400th career NHL game on Nov. 29, 2018 @ EDM...His 3 GWG were tied for 1st on LAK.

2017-18: Played in sixth NHL season with LAK...His 24 goals ranked 3rd on LAK...His 6 PPG ranked 3rd on LAK...His 6 PPG were tied for first on LAK... Scored 100th career goal on Dec. 18, 2017 @ PHI.

International: Canada | 2014-15 WC, 10 GP, 2g-3a=5PTS, won Gold Medal | 2022-23, WC, 10 GP, 3g-3a=6PTS, won Gold Medal



VITEK VANECEK

41 | GOALIE



NO. 41 | HT: 6'2" | WT: 184 LBS | CATCHES: LEFT | BORN: 1/9/1996, HAVLICKUV BROD, CZECH REPUBLIC
DRAFT: WASHINGTON'S SECOND CHOICE, 39TH OVERALL, SECOND ROUND 2014 NHL DRAFT

2022-23

Oct. 15 vs DET: Logged NJD debut, Became first Czech-born netminder to play in a game in franchise history...
Oct. 24 vs WSH: First time facing his former team, Replaced M. Blackwood for the start of the 3rd per., 3 svs/4 SOG...
Oct. 25 @ DET: Earned 1st win w/ NJD & became 1st Czech-born netminder in franchise history to win a game...
Oct. 28 vs COL: Earned 1st shutout w/ NJD, 24 saves, 2nd G in franchise history who earned a shutout vs COL (M. Brodeur, 4), Marked consecutive starts for the 1st time in 2022-23...
Oct. 30 vs CBJ: Extended winning streak to 3 GP, 20 SVS on 21 SOG...
Nov. 3 @ EDM: Extended winning streak to 4 GP, relieved M. Blackwood 8:41 into 2nd per - potential inj...
Nov. 8 vs CGY: Ext. winning streak to 6 GP, Tied a career-high 6 game winning streak...
Nov. 10 vs OTT: Left game in 3rd per. w/ 9:23 left...Had a collision in front of the net in 2nd per., was checked by trainers...
Nov. 15 @ MTL: Earned 7th win in his last 8 starts, earned a no decision on Nov. 10...
Dec. 20 @ CAR: Relieved for 2nd time in 2022-23, after 2 periods of play, Played in 100th career NHL game...
Jan. 16 @ SJS: Ext. W-streak to 6 GP (tied season & career-high) **Jan. 22 vs PIT:** Earned career-high 7 GP winning streak, 6th goaltender in franchise history who earned a 7 GP, or more, winning streak in a single season...
Jan. 24 vs VGK: Ext. career-high winning streak to 8 GP, Logged 1st career assist...Became 3rd goaltender in NJ history - earned an assist in OT...1 of 3 NJD goaltenders all-time who earned an 8 GP win streak (M. Brodeur/C. Terreri)...
Jan. 27 @ DAL: Ext. winning streak to 9 GP...Feb. 6 vs VAN: Ext win streak to 10 GP, Only he & M. Brodeur own a 10 GP win streak in fran. history...
Feb. 14 @ CBJ: Ext. GP PTS streak to 12 (11-0-1)...
Feb. 21 vs MTL: 13 GP point streak snapped...
Feb. 23 v LAK: Earned 2nd assist for the season -Earned second OT assist for the season -1st goalie in fran. history who earned 2 OT assists in single season...
Mar. 1 @ COL: Relieved for the 4th time...
Mar. 12 v CAR: 3rd shutout for '22-23 (32 svs) -2nd goaltender in fran. history who earned 28, or more, wins in a season...
Mar. 30 v NYR: 2nd goaltender in fran. history who earned 30 wins in a season (M. Brodeur, 14x).

2022-23 Stanley Cup Playoffs: Apr. 18 v NYR: Played in 1st career SCP w/ NJ (4th career) -Became 3rd netminder in fran. history who played a SCP GP vs NYR (M. Brodeur & C. Terreri) ...May 3 @ CAR: Replaced A. Schmid early in the 1st period (10 saves on 11 SOG) -1st time playing since GM 2 vs NYR, Round 1 ...
May 5 @ CAR: Replaced A. Schmid for start of the 3rd per. ...
May 7 v CAR: Started for the 1st time since GM 2 vs NYR, Round 1 -1st SCP win w/ NJ ...
May 9 v CAR: Pulled in 2nd per. -5 goals on 17 SO.

CAREER HIGHLIGHTS

First NHL: | **GP:** 1/15/21 @ BUF, 30 saves on 31 shots | **START:** 1/15/21 @ BUF, 30 saves on 31 shots | **WIN:** 1/15/21 @ BUF, 30 saves on 31 shots | **Shutout:** 3/15/21 @ BUF, 23 saves on 23 shots, 6-0 W | **Point:** 1/24/23 vs VGK, 1A

Most In A Game: | **Shots Faced:** 48 shots, 1/24/21 vs BUF, 4-3, Lso | **Saves:** 45 shots, 1/24/21 vs BUF, 4-3, Lso | **Goals Allowed:** 5, 7 times, last: 3/1/23 @ COL

Season Career-Highs: | **Wins:** 33 wins, 2022-23 | **Shutouts:** 4 shutouts, 2021-22 | **Saves:** 1214 saves, 2022-23 | **GP:** 52 GP, 2022-23 | **SV%:** .911, 2022-23 | **GAA:** 2.45, 2022-23

Longest Streak: | **Wins:** 10 games, 12/30/22 to 2/6/23 (10-0-0, 2.24 GAA, .925 SV%, 0 SO) | **Shutout Sequence:** 100:57, 1/24/22 to 2/1/22 | **Consecutive Shutouts:** TBD | **Starts:** 13 games, 1/19/21 to 2/20/21 (6-4-2, .902 SV%, 3.07 GAA) | **Decisions W/O Reg. Loss:** 13 games, 12/30/22 to 2/18/23 (12-0-1, 2.17 GAA, .927 SV%, 0 SO)

Milestones: Played in 100th career NHL GP 12/20/22 at CAR | Earned 30 wins in a single season for the first time in his career on Mar. 30, vs NYR

SHUTOUTS

9 career | Last: 3/12/23 vs CAR, 3-0 W, 23 saves



PENALTY SHOTS | STOPPED 1/3 | 33.3%**DATE**

1/24/21

4/2/23

5/7/23 (SCP)

SKATER/OPPOSITION

Taylor Hall, vs BUF

Morgan Barron, @ WPG

Jordan Martinook, vs CAR

RESULT

SAVE

SCORED

SCORED

SCORE

4-3, WSH

6-1, WPG

8-4, NJD

PERSONAL

Vitek married his wife, Krystyna one day after when the Devils traded for/acquired him via July 8, 2022, ...He idolized Dominik Hasek growing up & also played soccer in his youth...Some of his favorite hobbies are watching soccer & playing golf & PlayStation...His favorite superhero is Spiderman & his favorite actor is Keanu Reeves.

VS. NHL

	MINS	GA	SO	GAA	W-L-O/T		MINS	GA	SO	GAA	W-L-O/T		MINS	GA	SO	GAA	W-L-O/T
ANA	2	5	0	2.41	1-0-1	EDM	2	3	0	1.97	2-0-0	PIT	12	28	0	2.5	7-1-0
ARI	2	4	1	1.99	2-0-0	FLA	1	2	0	3.3	0-0-1	SJ	1	3	0	2.81	1-0-0
BOS	12	30	0	2.88	5-5-0	LA	2	6	0	3	1-1-0	SEA	2	6	0	3.06	1-1-0
BUF	11	24	1	2.27	8-2-1	MIN	3	8	0	2.54	0-1-2	STL	1	4	0	4.20	0-1-0
CGY	4	12	0	3.56	3-0-0	MTL	3	9	0	3.00	2-1-0	TB	4	11	0	2.71	1-2-1
CAR	5	11	2	2.54	3-2-0	NSH	1	4	0	3.96	1-0-1	TOR	6	15	0	2.91	1-3-1
CHI	2	3	1	1.44	1-0-1	NJ	6	14	0	2.30	6-0-0	VAN	2	7	0	3.36	2-0-0
COL	2	5	1	2.96	2-0-0	NYI	10	23	2	2.65	5-3-0	VGK	2	3	0	1.47	1-1-0
CBJ	4	6	0	1.5	4-0-0	NYR	11	28	0	2.54	7-3-0	WSH	2	2	0	1.50	1-0-0
DAL	3	5	1	1.69	2-1-0	OTT	2	5	0	2.68	1-0-0	WPG	3	9	0	3.37	2-1-0
DET	4	11	0	2.74	2-1-1	PHI	4	11	0	3.13	0-3-0						

CAREER STATS

YEAR	TEAM	LEAGUE	REGULAR SEASON										PLAYOFFS						
			GP	W	L	O/T	MIN	GA	SO	AVG	GP	W	L	MIN	GA	SO	AVG		
2015-16	Hershey	AHL	1	1	0	0	65	1	0	0.92	-	-	-	-	-	-	-	-	-
	South Carolina	ECHL	32	18	7	6	1867	63	4	2.03	11	6	4	624	24	1	2.31	-	-
	Czech Republic	U20 WJC	5	2	3	0	-	-	1	2.73	-	-	-	-	-	-	-	-	-
2016-17	Hershey	AHL	39	18	10	9	2147	91	5	2.54	4	1	2	196	9	0	2.75	-	-
	South Carolina	AHL	32	12	13	2	1695	86	2	3.04	-	-	-	-	-	-	-	-	-
2018-19	Hershey	ECHL	2	1	1	0	-	-	-	-	-	-	-	-	-	-	-	-	-
	Hershey	AHL	38	21	10	6	2220	97	2	2.62	4	1	3	241	9	1	2.25	-	-
2019-20	Washington	NHL	0	-	-	-	-	-	-	-	-	-	-	-	-	-	-	-	-
	Hershey	AHL	31	19	10	1	1832	69	2	2.26	-	-	-	-	-	-	-	-	-
2020-21	Washington	NHL	37	21	10	4	2115	95	2	2.69	1	0	0	13:10	1	0	4.56	-	-
2021-22	Washington	NHL	42	20	12	6	2317	103	4	2.67	2	1	1	99	4:21	0	7	-	-
2022-23	DEVILS	NHL	52	33	11	4	2916	119	3	2.45	7	1	3	272	21	0	4.64	-	-
DEVILS TOTALS			52	33	11	4	2916	119	3	2.45	7	1	3	272	21	0	4.64		
NHL TOTALS			131	74	33	14	7348	317	9	2.59	10	2	4	385	29	0	4.52		

NOMINATIONS/AWARDS

2013-14 U18 WJC Silver Medal, Top 3 Player on Team | 2016-17, AHL Player of the Week (Dec. 18) | 2018-19, AHL All-Star | 2020-21 NHL Rookie of the Month (Jan.) | NHL's 2nd Star of the Month (November 2022)

THROUGH THE YEARS

2021-22: Completed second season in the NHL with WSH...Won at least 20 games for consecutive seasons...Earned 4 shutouts, which led WAS & tied for fifth most in the NHL...Logged season-high 40 saves on 12/17/21 @ WPG...was the third Czech-born netminder in WAS franchise history joining M. Neuvirth & T. Vokoun...Playoffs: Played in two games and posted a 1-1 record in Round 1...Acquired by NJD on July 8th w/ a 2022 2nd-round draft pick in exchange for a 2022 2nd-round & 3rd-round pick on July 8th, 2022.

2020-21: Completed NHL rookie season with WSH & posted a 21-10-4 record...His 21 wins were the second most in WSH franchise history for rookie netminders & led all NHL rookies...Earned first career shutout on 3/15/21 @ BUF w/23 saves in a 6-0 win...Claimed by Seattle in the Expansion Draft on July 21...Traded back to WSH for a 2nd-round pick in 2023 NHL Draft on July 28, 2021.

2019-20: Appeared in fifth AHL season with Hershey...& posted a 2.26 GAA w/ a .917 SV% & 19-10-2 record.

2018-19: Played in fourth AHL season with Hershey...Played in 38 games...Hershey finished in 3rd place for the Atlantic Division & clinched a Calder Cup Playoff berth.

2017-18: Completed third AHL season with Hershey...earned a 12-13-2 record.

International: Czech Republic | 2013-14 U18 WJC, 4-2-0, won Silver Medal | 2014-15 U20 WJC, 1-2-0 | 2015-16 U20 WJC, 2-3-0




ZAKHAR BARDAKOV

CENTER/WING

Born, Seversk, RUS, February 24, 2001; Shoots left. 6'2", 198 lbs.; New Jersey's 7th choice (5th round), 203rd overall, in 2021 Entry Draft.

2023 overall, in 2021 Entry year.			REGULAR SEASON										PLAYOFFS			
YEAR	TEAM	LEAGUE	GP	G	A	PTS	PIM	PP	SH	S	GP	G	A	PTS	PIM	
2018-19	Russkie Vityazi Chekhov	MHL	49	16	19	35	122	-	-	-	-	-	-	-	-	
2019-20	Russkie Vityazi Chekhov	MHL	51	15	17	32	149	-	-	-	-	-	-	-	-	
2020-21	Vityaz Podolsk	KHL	44	8	3	11	32	-	-	-	-	-	-	-	-	
	Russkie Vityazi Chekhov	MHL	4	1	2	3	0	-	-	-	-	-	-	-	-	
	Russia U20	WJC-20	7	1	1	2	4	-	-	-	-	-	-	-	-	
2021-22	SKA St. Petersburg	KHL	19	1	2	3	16	-	-	-	16	0	2	2	10	
	VHL		2	1	1	2	2	-	-	-	-	-	-	-	-	
2022-23	SKA St. Petersburg	KHL	42	6	12	18	11	-	-	-	9	1	2	3	4	




COLE BRADY

GOALTENDER

Born, Pickering, Ont., February 12, 2001; Catches left. 6'5", 175 lbs.; New Jersey's 5th choice, 127th overall, in 2019 NHL Draft.

YEAR			REGULAR SEASON										PLAYOFFS					
YEAR	TEAM	LEAGUE	GP	W	L	O/T	MINS	GA	SO	AVG	GP	W	L	MINS	GA	SO	AVG	
2016-17	Ajax AAA	ETAMMHL	18	-	-	-	-	-	-	2.08	-	-	-	-	-	-	-	
2017-18	Markham	OJHL	26	11	12	0	1344	78	0	3.48	-	-	-	-	-	-	-	
2018-19	Janesville	NAHL	43	21	17	4	2534	118	5	2.79	3	-	-	-	-	-	3.08	
2019-20	Fargo	USHL	39	39	21	12	5	106	2	2.79	-	-	-	-	-	-	-	
2020-21	Arizona State Univ.	NCAA	-	3	5	2	635	35	1	3.30	-	-	-	-	-	-	-	
2021-22	Arizona State Univ.	NCAA	-	5	6	0	-	0	3.89	-	-	-	-	-	-	-	-	
2022-23	UMASS-Amherst	NCAA	9	4	5	0	600	-	1	3.10	-	-	-	-	-	-	-	




TYLER BRENNAN

GOALTENDER

Born, Winnipeg, MAN, September 7, 2003; Catches right. 6'4", 185 lbs.; New Jersey's 3rd choice (4th round), 102th overall, in 2022 NHL Draft.

YEAR	TEAM	LEAGUE	GP	W	REGULAR SEASON						PLAYOFFS						
					L	O/T	MINS	GA	SO	AVG	GP	W	L	MINS	GA	SO	AVG
2019-20	Prince George	WHL	8	4	6	1	755	42	0	3.34	-	-	-	-	-	-	-
	Canada White U17	WHC-17	4	2	2	0	-	-	1	3.35	-	-	-	-	-	-	-
2020-21	Prince George	WHL	2	2	0	2	250	9	1	2.16	-	-	-	-	-	-	-
	Canada U18	WJC-18	-	-	-	-	-	-	-	-	-	-	-	-	-	-	-
2021-22	Prince George	WHL	36	11	25	2	2098	125	4	3.58	4	0	3	-	0	1.86	-
2022-23	Prince George	WHL	31	21	10	3	2099	100	2	2.86	3	1	1	-	0	2.98	-



COLE BROWN

RIGHT WING

Born, Aurora, ON, CAN, April 27, 2005; Shoots left. 6'2", 179 lbs.; New Jersey's 4th choice (6th round), 164th overall, in 2023 Entry Draft.

			REGULAR SEASON								PLAYOFFS				
YEAR	TEAM	LEAGUE	GP	G	A	PTS	PIM	PP	SH	S	GP	G	A	PTS	PIM
2021-22	Hamilton Bulldogs	OHL	49	9	12	21	16	-	-	-	2	0	0	0	0
2022-23	Hamilton Bulldogs	OHL	60	17	25	42	41	-	-	-	6	2	1	3	10



SEAMUS CASEY

DEFENSEMAN

Born, Miami, FL, January 8, 2004; Shoots right. 5'10", 179 lbs.; New Jersey's 2nd choice (2nd round), 46th overall, in 2022 NHL Draft.

Overall, in 2022 NHL Draft											PLAYOFFS				
YEAR	TEAM	LEAGUE	GP	REGULAR SEASON							GP	G	A	PTS	PIM
				G	A	PTS	PIM	PP	SH	S					
2020-21	USNDT	USHL	30	2	18	20	8	-	-	-	-	-	-	-	-
2021-22	USNDT	USHL	17	3	10	13	2	-	-	-	-	-	-	-	-
2022-23	Univ. of Michigan	BIG10	38	8	21	29	9	1	-102	-	-	-	-	-	-

CHASE CHESLOCK

Born, Rogers, MN, October 25, 2004; Shoots Right. 6'3", 207 lbs.; New Jersey's 3rd choice (5th round), 154th overall, in 2023 Entry Draft.

1941 overall, in 2023 Entry draft.			REGULAR SEASON										PLAYOFFS				
YEAR	TEAM	LEAGUE	GP	G	A	PTS	PIM	PP	SH	S	GP	G	A	PTS	PIM		
2020-21	Rogers High School	USHS-MN	20	8	15	23	8	-	-	-	-	-	-	-	-		
	Minnesota Lakers U16 AAA	-	17	3	9	12	6	-	-	-	-	-	-	-	-		
2021-22	Team Twin Cities Orthopedics UMR	USHL	20	2	10	12	8	-	-	-	3	0	3	3	2		
	Rogers High School	USHS-MN	28	10	29	39	10	-	-	-	-	-	-	-	-		
2022-23	Rogers High School	USHS-MN	28	4	27	31	19	-	-	-	-	-	-	-	-		
	St. Cloud	NAHL	18	1	2	3	4	-	-	-	-	-	-	-	-		
	Omaha	USHL	15	1	4	5	4	-	-	-	-	-	-	-	-		
	U.S. National U18	NTDP	1	0	0	0	0	-	-	-	-	-	-	-	-		



GRAEME CLARKE

Born, Ottawa, Ont., April 21, 2001; Shoots right. 6'0", 175 lbs.; New Jersey's 4rd choice, 80th overall, in 2019 NHL Draft.

2019 NHL Draft			REGULAR SEASON										PLAYOFFS				
YEAR	TEAM	LEAGUE	GP	G	A	PTS	PIM	PP	SH	S	GP	G	A	PTS	PIM		
2016-17	Toronto Mdgtd	GTMMHL	33	36	15	51	16	-	-	-	-	-	-	-	-		
	Toronto Mdgtd	Midgett	81	82	54	136	52	-	-	-	-	-	-	-	-		
	Markham	OJHL	1	0	0	0	0	-	-	-	-	-	-	-	-		
2017-18	Ottawa 67's	OHL	63	14	11	25	26	-	-	-	5	0	0	0	0		
	Canada U17	WHC-17	6	2	4	6	4	-	-	-	-	-	-	-	-		
2018-19	Ottawa 67's	OHL	55	23	11	34	34	-	-	-	18	7	7	14	10		
2019-20	Ottawa 67's	OHL	16	9	8	17	6	-	-	-	-	-	-	-	-		
2020-21	HC Nove Zámky (loan)	Slovakia	6	0	1	1	6	-	-	-	-	-	-	-	-		
	Binghamton	AHL	31	8	10	18	12	-	-	-	-	-	-	-	-		
2021-22	Utica	AHL	52	10	14	24	30	2	-100	-	3	1	0	1	0		
2022-23	Utica	AHL	68	25	33	58	18	3	-211	-	6	2	4	6	4		




NICO DAWS

Born, Nesslerau, Swi., May 12, 2000; Catches left. 6'4", 190 lbs.; New Jersey's 3rd choice (5th round), 136th overall, in 2018 NHL Draft.

Season total, in 2018 NHL Draft.

YEAR	TEAM	LEAGUE	GP	W	REGULAR SEASON					GP	W	L	MINS	PLAYOFFS				
					L/O/T	GA	SO	AVG	GA					SO	AVG			
2013-14	Langnau U15	Top Mini	21	-	-	-	-	-	-	-	-	-	-	-	-	-	-	
2014-15	Langnau U15	Top Mini	31	-	-	-	-	-	-	-	-	-	-	-	-	-	-	
	Langnau U17	Elite Novizen	0	-	-	-	-	-	-	-	-	-	-	-	-	-	-	
2015-16	Langnau U17	Elite Novizen	21	-	-	-	-	3.01	10	-	-	-	-	-	-	3.04		
2016-17	Langnau U17	Elite Novizen	36	-	-	-	-	1.89	10	-	-	-	-	-	-	1.70		
	Langnau U20	Elite Jr. A	2	-	-	-	-	3.97	-	-	-	-	-	-	-	-		
	Switzerland	WJC-18	3	-	-	-	-	3.52	-	-	-	-	-	-	-	-		
2017-18	Langnau U20	Elite Jr. A	32	-	-	-	-	2.60	5	-	-	-	-	-	-	3.02		
	SCL Tigers	NLA	-	-	-	-	-	-	-	-	-	-	-	-	-	-		
	EHC Thun	SRL	4	-	-	-	-	2.21	-	-	-	-	-	-	-	-		
	Switzerland	WJC-18	2	-	-	-	-	6.50	-	-	-	-	-	-	-	-		
	Switzerland	WJC-A	0	-	-	-	-	-	-	-	-	-	-	-	-	-		
2018-19	Lethbridge	WHL	1	-	-	-	-	7.43	-	-	-	-	-	-	-	-		
	Corpus Christi	NAHL	2	-	-	-	-	1.50	-	-	-	-	-	-	-	-		
	Omaha	USHL	37	-	-	-	-	2.18	-	-	-	-	-	-	-	-		
2020-21	ERC Ingolstadt	DEL	-	4	6	0	580	28	1	2.9	-	-	-	-	-	-	-	
2021-22	DEVILS	NHL	-	10	11	1	1272	66	0	3.11	25	-	-	-	-	-	-	
	Utica	AHL	-	14	4	2	1205	51	1	2.54	4	2	2	240	12	0	3.01	
2022-23	Utica	AHL	-	16	14	3	1952	88	2	2.70	6	3	3	373	16	1	2.57	
DEVILS TOTALS			-	10	11	1	1272	66	0	3.11	25	-	-	-	-	-	-	-
NHL TOTALS			-	10	11	1	1272	66	0	3.11	25	-	-	-	-	-	-	-




ETHAN EDWARDS

Born, Grande Prairie, Alb., June 6, 2002; Shoots left. 5'11", 175 lbs.; New Jersey's 6th choice, 120th overall, in 2020 Entry Draft.

Overall, in 2020 Entry Draft

YEAR	TEAM	LEAGUE	REGULAR SEASON										PLAYOFFS				
			GP	G	A	PTS	PIM	PP	SH	S	GP	G	A	PTS	PIM		
2018-19	N Alberta Elite	CSSHL-18	32	2	23	25	66	-	-	-	5	1	1	2	4		
	Spruce Grove	AJHL	10	0	1	1	6	-	-	-	5	0	1	1	0		
2019-20	Spruce Grove	AJHL	50	9	24	33	83	-	-	-	6	0	2	2	10		
2020-21	Sioux City Musketeers	USHL	51	6	21	27	96	-	-	-	4	1	0	1	6		
2021-22	Univ. Michigan	Big 10/NCAA	36	3	8	1	16	0	0	47	-	-	-	-	-		
2022-23	Univ. Michigan	Big 10/NCAA	37	4	10	14	69	1	0	54	-	-	-	-	-		



JOSH FILMON

Born, Winnipeg, MAN., March 18, 2004; Shoots left. 6'2", 160 lbs.; New Jersey's 7th choice (6th round), 166th overall, in 2022 NHL Draft.

			REGULAR SEASON										PLAYOFFS				
YEAR	TEAM	LEAGUE	GP	G	A	PTS	PIM	PP	SH	S		GP	G	A	PTS	PIM	
2020-21	Swift Current	WHL	17	2	0	2	2	-	-	-		-	-	-	-	-	
2021-22	Swift Current	WHL	67	23	22	45	26	-	-	-		-	-	-	-	-	
	Canada	U18 WJC	3	0	1	1	2	-	-	-		-	-	-	-	-	
2022-23	Swift Current	WHL	64	47	28	75	38	-	-	-		-	-	-	-	-	
	Utica	AHL	4	1	0	1	2	0	0	6		-	-	-	-	-	






ARSENI GRITSYUK

Born, Krasnoyarsk, RUS, March 15, 2001, Shoots left. 5'10", 174 lbs.; New Jersey's 9th choice (5th round), 129th overall, in 2019 Entry Draft.

LEFT WING

129th year, in 2019 Entry Draft.			REGULAR SEASON								PLAYOFFS				
YEAR	TEAM	LEAGUE	GP	G	A	PTS	PIM	PP	SH	S	GP	G	A	PTS	PIM
2017-18	Avangard Omsk U17	Russia U17	36	28	47	75	26	-	-	-	-	-	-	-	-
2018-19	Yastreby Omsk U18	Russia U18	4	1	3	4	2	-	-	-	-	-	-	-	-
	Omskie Yastreby	MHL	30	12	9	21	20	-	-	-	8	3	2	5	0
	Russia U18	WJC-18	7	3	2	5	4	-	-	-	-	-	-	-	-
2019-20	Izhstal Izhevsk	VHL	2	1	2	3	0	-	-	-	-	-	-	-	-
	Omskie Yastreby	MHL	59	28	35	63	28	-	-	-	4	2	0	2	0
2020-21	Avangard Omsk	KHL	12	1	1	2	4	-	-	-	3	0	0	0	0
	Metallurg Novokuznetsk	VHL	8	2	4	6	2	-	-	-	-	-	-	-	-
	Omskie Yastreby	MHL	6	4	5	9	2	-	-	-	-	-	-	-	-
	Russia U20	WJC-20	6	1	3	4	0	-	-	-	-	-	-	-	-
2021-22	Avangard Omsk	KHL	39	16	12	28	8	-	-	-	13	6	4	10	4
	Russia	OG	6	1	2	3	4	-	-	-	-	-	-	-	-
2022-23	Avangard Omsk	KHL	66	15	25	40	33	-	-	-	11	3	1	4	2



LENNI HAMEENAO

Kajaani, FIN, November 7, 2004, Shoots Right. 6'0", 173 lbs.; New Jersey's 1st choice (2nd round), 58th overall, in 2023 Entry Draft.

RIGHT WING

Overall, in 2023 Entry Draft			REGULAR SEASON								PLAYOFFS				
YEAR	TEAM	LEAGUE	GP	G	A	PTS	PIM	PP	SH	S	GP	G	A	PTS	PIM
2020-21	Assat U18	U18 SM-sarja	31	23	37	60	2	-	-	-	-	-	-	-	-
	Assat U20	U20 SM-sara	1	0	0	0	2	-	-	-	-	-	-	-	-
2021-22	Assat U20	U20 SM-sara	42	21	16	37	12	-	-	-	3	0	1	1	0
	Assat U18	U18 SM-sarja	4	5	6	11	0	-	-	-	-	-	-	-	-
	Hermes	Mestis	3	3	0	0	0	-	-	-	-	-	-	-	-
2022-23	Finland U18	WJC-18	6	2	1	3	2	-	-	-	-	-	-	-	-
	Assat	Liiga	51	9	12	21	14	-	-	-	8	3	1	4	2
	Finland U20	WJC-20	13	3	2	5	0	-	-	-	-	-	-	-	-




SANTERI HATAKKA

Riihimäki, FIN, January 15, 2001, Shoots Left. 6'1", 191 lbs.; San Jose's 5th choice (6th round), 184th overall, in 2019 Entry Draft.

DEFENSEMAN

Overall, in 2019 Entry Draft															
YEAR	TEAM	LEAGUE	REGULAR SEASON								PLAYOFFS				
			GP	G	A	PTS	PIM	PP	SH	S	GP	G	A	PTS	PIM
2019-20	Ilves	Liiga	28	1	2	3	14	-	-	-	-	-	-	-	-
	Koovee	Mestis	15	2	5	7	6	-	-	-	-	-	-	-	-
	Finland U20	WJC-20	7	0	1	1	4	-	-	-	-	-	-	-	-
2020-21	Ilves	Liiga	44	1	6	7	34	-	-	-	5	0	0	0	2
	Finland U20	WJC-20	7	1	1	2	4	-	-	-	-	-	-	-	-
2021-22	San Jose	NHL	9	0	2	2	2	0	0	3	-	-	-	-	-
	San Jose	AHL	41	3	9	12	22	0	1	44	-	-	-	-	-
2022-23	San Jose	AHL	8	0	2	2	2	0	0	51	-	-	-	-	-
DEVILS TOTALS			-	-	-	-	-	-	-	-	-	-	-	-	-
NHL TOTALS			9	0	2	2	2	0	0	3	-	-	-	-	-



VIKTOR HURTIG

Born, Sweden, April 28, 2002 Shoots right. 6'6", 190 lbs.; New Jersey's 7th choice (6th round), 164th overall, in 2021 Entry Draft.

DEFENSEMAN


Overall, in 2021 Entry Draft			REGULAR SEASON										PLAYOFFS				
YEAR	TEAM	LEAGUE	GP	G	A	PTS	PIM	PP	SH	S	GP	G	A	PTS	PIM		
2018-19	Västerås IK J18	J18 Elit	25	2	1	3	6	-	-	-	-	-	-	-	-		
2019-20	Västerås IK J18	J18 Elit	31	11	24	35	26	-	-	-	-	-	-	-	-		
	Västerås IK J20	J20 SuperElit	11	0	1	1	4	-	-	-	-	-	-	-	-		
2020-21	Västerås IK J20	J20 Nationell	11	5	3	8	14	-	-	-	-	-	-	-	-		
	Västerås IK HockeyAllsvenskan		4	0	0	0	0	-	-	-	-	-	-	-	-		
2021-22	Vaxjo HC U20	J20 Nationell	22	4	7	11	4	-	-	-	-	-	-	-	0		
	Mora IK J20	J20 Nationell	25	2	4	6	12	-	-	-	5	0	2	2	0		
2022-23	Michigan State University	Big Ten/NCAA	29	1	4	5	14	0	0	22	-	-	-	-	-		

TIMUR IBRAGIMOV

Born, St. Petersburg, RUS, October 12, 2000, Shoots Left. 6'0", 182 lbs.; San Jose's 4th choice (6th round), 164th overall, in 2019 Entry Draft.

LEFT WING

year			164th overall, in 2019 Entry Draft.															
Year	Team	League	REGULAR SEASON										PLAYOFFS					
			GP	G	A	PTS	PIM	PP	SH	S	GP	G	A	PTS	PIM			
2020-21	TPS	Liga	51	8	6	14	8	-	-	-	6	0	0	0	2			
	San Jose	AHL	-	-	-	-	-	-	-	-	4	0	0	0	2			
2021-22	San Jose	AHL	23	1	1	2	4	0	0	12	-	-	-	-	-			
	Orlando	ECHL	3	0	0	0	0	-	-	-	-	-	-	-	-			
2022-23	Wichita	ECHL	53	11	21	32	13	-	-	-	-	-	-	-	-			
	Utica	AHL	15	3	3	6	0	0	0	12	2	0	1	1	2			



DANIIL KARPOVICH

Born, Minsk, BLR, December 6, 2004, Shoots Left; 6'3", 209lbs, New Jersey's 5th choice (6th round), 186th overall.

DEFENSEMAN

			REGULAR SEASON								PLAYOFFS				
YEAR	TEAM	LEAGUE	GP	G	A	PTS	PIM	PP	SH	S	GP	G	A	PTS	PIM
2020-21	Team Belarus U17	Belarus Vysshaya	47	9	17	26	24	-	-	-	9	1	0	1	2
2021-22	Team Belarus U18	Belarus Vysshaya	39	16	15	31	34	-	-	-	2	0	0	0	5
	Belarus U20WJC-20	D1A	5	1	0	1	0	-	-	-	-	-	-	-	-
2022-23	Avto Yekaterinburg	MHL	47	10	25	35	30	-	-	-	7	1	1	2	29




JAKUB MALEK

Born, Kromeriz, CZE, April 11, 2002, catches left. 6'4", 170 lbs.; New Jersey's 4th choice (4th round), 100th overall, in 2021 Entry Draft.

GOALTENDER

YEAR	TEAM	LEAGUE	REGULAR SEASON										PLAYOFFS				
			GP	W	L	O/T	MINS	GA	SO	AVG	GP	W	L	MINS	GA	SO	AVG
2018-19	VHK Vsetin U19	Czech U19	-	9	14	0	-	-	1	3.66	-	-	-	-	-	-	-
	HC Vsetin	Czech2	-	0	2	0	-	0	5.63	0	-	-	-	-	-	-	-
2019-20	VHK Vsetin U20	Czech2 U20	-	20	8	0	-	2	2.27	4	3	1	-	2	1.45	-	-
	HC Vsetin Mezirici (Loan)	Czech3	-	1	1	0	-	-	3.31	-	-	-	-	-	-	-	-
2020-21	VHK Vsetin U20	Czech U20	-	2	0	0	-	0	2	-	-	-	-	-	-	-	-
	VHK Vsetin	Czech2	-	8	5	0	-	1	2.29	7	3	4	-	1	1.92	-	-
	HC Vsetin Mezirici (Loan)	Czech3	-	0	1	0	-	-	4.29	-	-	-	-	-	-	-	-
2021-22	VHK Vsetin U20	Czechia U20	2	1	0	0	-	-	0	1	-	-	-	-	-	-	-
	VHK Vsetin	Czechia 2	22	9	0	0	-	3	1.95	13	7	4	0	2	1.75	-	-
2022-23	Ilves Tampere	SM-Liiga	16	9	7	4	-	45	0	2.15	3	1	2	0	7	0	2.39
	Koovee	Mestis	4	2	2	2	-	17	1	2.80	-	-	-	-	-	-	-



ERIK MIDDENDORF

Born, Scottsdale, AZ, July 11, 2000; Shoots Left. 6'1", 194lbs., Undrafted.

LEFT WING

Year		REGULAR SEASON														PLAYOFFS			
Year	TEAM	LEAGUE	GP	G	A	PTS	PIM	PP	SH	S		GP	G	A	PTS	PIM			
2019-20	Colorado College	NCAA	6	0	2	2	4	-	-	-	-	-	-	-	-	-			
	Chicago Steel	USHL	32	12	12	24	31	-	-	-	-	-	-	-	-	-			
2020-21	Chicago Steel	USHL	53	32	36	68	19	-	-	-	-	8	4	1	5	4			
2021-22	Michigan State	NCAA	36	12	8	20	24	-	-	-	-	-	-	-	-	-			
2022-23	Michigan State	NCAA	37	7	9	16	12	-	-	-	-	-	-	-	-	-			
	Adirondack	ECHL	11	1	2	3	2	-	-	-	-	1	0	0	0	0			



DANIIL MISYUL

Born, Minsk, BLR., October 20, 2001; Shoots left. 6'3", 175 lbs.; New Jersey's 3rd choice, 70th overall, in 2019 NHL Draft.

DEFENSEMAN

2019 NHL Draft

YEAR	TEAM	LEAGUE	REGULAR SEASON										PLAYOFFS				
			GP	G	A	PTS	PIM	PP	SH	S	GP	G	A	PTS	PIM		
2015-16	Lokomotiv U16	RUS U16	33	5	12	17	45	-	-	-	-	-	-	-			
2016-17	Lokomotiv U17	RUS U17	25	2	6	8	18	-	-	-	-	-	-	-			
	Loko-Yunior	NMHL	25	2	5	7	63	-	-	-	2	0	0	0			
	Russia U17	WHC-17	6	0	0	0	4	-	-	-	-	-	-	-			
2017-18	Loko Yaroslavl	MHL	33	2	3	5	26	-	-	-	6	0	1	1			
	Russia U18	Intern. 18	19	1	4	5	18	-	-	-	-	-	-	-			
2018-19	Lokomotiv Yaroslavl	KHL	3	0	1	1	0	-	-	-	6	1	0	1			
	Loko Yaroslavl	MHL	46	4	6	10	71	-	-	-	10	0	0	6			
2019-20	Lokomotiv Yaroslavl	KHL	35	2	1	3	11	-	-	-	-	-	-	-			
2020-21	Lokomotiv Yaroslavl	KHL	46	2	5	7	12	-	-	-	4	0	0	0			
	Loko Yaroslavl	MHL	1	0	0	0	2	-	-	-	9	0	1	14			
2021-22	Yaroslavl Lokomotiv	KHL	41	1	2	3	16	-	-	-	3	0	0	0			
2022-23	Yaroslavl Lokomotiv	KHL	59	0	7	7	30	-	-	-	8	0	1	1			






EETU PAKKILA

Born, Oulu, FIN, October 3, 1999, Shoots left, 6'0", 172 lbs.; New Jersey's 6th choice (7th round), 203rd overall, in 2018 Entry Draft.

LEFT WING

YEAR	TEAM	LEAGUE	REGULAR SEASON										PLAYOFFS			
			GP	G	A	PTS	PIM	PP	SH	S			GP	G	A	PIM
2014-15	Kärpät U16	U16 SM-sarja Q	10	3	5	8	4	-	-	-	-	-	-	-	-	-
	Kärpät U16	U16 SM-sarja	29	12	8	20	2	-	-	-	-	-	-	-	-	-
2015-16	Kärpät U18	U18 SM-sarja	47	10	10	20	10	-	-	-	-	-	-	-	-	-
2016-17	Kärpät U18	U18 SM-sarja	27	14	15	29	29	-	-	-	-	5	1	0	1	0
	Kärpät U20	U20 SM-liiga	18	3	5	8	2	-	-	-	-	1	0	0	0	0
2017-18	Kärpät U20	U20 SM-liiga	48	23	17	40	6	-	-	-	-	11	3	5	8	0
	Kärpät	Liiga	1	0	0	0	0	-	-	-	-	-	-	-	-	-
2018-19	Kärpät U20	U20 SM-liiga	52	38	22	60	4	-	-	-	-	11	3	2	5	2
2019-20	Ilves	Liiga	39	6	5	11	2	-	-	-	-	-	-	-	-	-
	KOovee	Mestis	18	5	9	14	2	-	-	-	-	-	-	-	-	-
2020-21	Ilves	Liiga	49	5	12	17	4	-	-	-	-	5	2	2	4	0
2021-22	Ilves	Liiga	51	7	12	19	4	-	-	-	-	8	0	3	3	0
2022-23	Ilves	Liiga	54	9	9	18	8	-	-	-	-	12	1	3	4	2




XAVIER PARENT

Born, Laval, Quebec, March 23, 2001; Shoots Right, 5'8", 170lbs., Undrafted.

FORWARD

YEAR	TEAM	LEAGUE	REGULAR SEASON										PLAYOFFS			
			GP	G	A	PTS	PIM	PP	SH	S			GP	G	A	PIM
2019-20	Sherbrooke	QMJHL	25	9	10	19	40	-	-	-	-	-	-	-	-	-
2020-21	Sherbrooke	QMJHL	24	14	13	27	35	-	-	-	-	3	2	2	4	8
2021-22	Sherbrooke	QMJHL	65	51	55	106	77	-	-	-	-	11	9	13	22	12
2022-23	Utica	AHL	14	3	3	6	6	1	0	14		5	3	1	4	8
	Adirondack	ECHL	50	23	28	51	46	-	-	-	-	-	-	-	-	-




NIKOLA PASIC

Born, Gislaved, Sweden, October 16, 2000; Shoots left, 5'10", 180 lbs.; New Jersey's 11th choice, 189th overall, in 2019 NHL Draft.

CENTER/LEFT WING

YEAR	TEAM	LEAGUE	REGULAR SEASON										PLAYOFFS			
			GP	G	A	PTS	PIM	PP	SH	S			GP	G	A	PIM
2016-17	Linköping J18	J18 Elit	22	10	7	17	0	-	-	-	-	-	-	-	-	-
	Linköping J18	J18 All.	18	13	12	25	2	-	-	-	-	6	0	3	3	0
	Linköping J20	SuperElit	2	0	0	0	0	-	-	-	-	-	-	-	-	-
	Sweden U17	Int.-Jr	4	0	0	0	0	-	-	-	-	-	-	-	-	-
2017-18	Linköping J18	J18 Elit	5	2	3	5	0	-	-	-	-	-	-	-	-	-
	Linköping J18	J18 All.	2	1	2	3	0	-	-	-	-	6	3	0	3	25
	Linköping J20	SuperElit	43	10	11	21	2	-	-	-	-	3	1	0	1	0
	Linköping	SHL	3	0	0	0	0	-	-	-	-	-	-	-	-	-
	Sweden U18	WJC-18	7	3	3	6	2	-	-	-	-	-	-	-	-	-
2018-19	Linköping J20	SuperElit	33	18	18	36	6	-	-	-	-	6	2	3	5	0
	Linköping	SHL	15	1	1	2	0	-	-	-	-	-	-	-	-	-
	BIK Karlskoga	All.	2	0	1	1	0	-	-	-	-	-	-	-	-	-
	Sweden U19	Int.-Jr	4	1	3	4	0	-	-	-	-	-	-	-	-	-
2019-20	Bofors IK	Swe-1	45	8	27	35	10	-	-	-	-	-	-	-	-	-
2020-21	Linköping HC	SHL	52	7	8	15	0	-	-	-	-	-	-	-	-	-
2021-22	Linköping HC	SHL	13	0	0	0	0	-	-	-	-	-	-	-	-	-
	Södertälje SK HockeyAllsvenskan		29	6	9	15	0	-	-	-	-	6	0	4	4	2
2022-23	Södertälje SK HockeyAllsvenskan		51	18	34	52	14	-	-	-	-	6	1	4	5	0



ISSAC POULTER

Born, Winnipeg, MB, September 12, 2001, Catches Left; 6'2", 174lbs.; Undrafted.

GOALTENDER


YEAR	TEAM	LEAGUE	REGULAR SEASON										PLAYOFFS			
			GP	W	L	O/T	MINS	GA	SO	AVG			GP	W	L	MINS
2019-20	Swift Current	WHL	43	9	32	4	2745	186	0	4.06	-	-	-	-	-	-
2020-21	Swift Current	WHL	16	3	12	1	953	70	0	4.41	-	-	-	-	-	-
	Whitecourt	AJHL	2	1	0	1	125	5	0	2.40	-	-	-	-	-	-
2021-22	Swift Current	WHL	49	20	23	6	2822	141	5	3.00	-	-	-	-	-	-
2022-23	Adirondack	ECHL	20	10	8	2	1269	62	1	2.93	-	-	-	-	-	-
	Utica	AHL	13	7	3	3	763	46	0	3.62	-	-	-	-	-	-

JAROMIR PYTLIK

Born, Dacice, CZE, September 25, 2001; Shoots right. 6'3", 200 lbs.; New Jersey's 5th choice, 99th overall, in 2020 Entry Draft.

RIGHT WING

2020 Entry Draft.			REGULAR SEASON										PLAYOFFS				
YEAR	TEAM	LEAGUE	GP	G	A	PTS	PIM	PP	SH	S		GP	G	A	PTS	PIM	
2018-19	HC Vitkovice	Czech	24	0	1	1	8	-	-	-	-	-	-	-	-	-	
	HC Poruba	Czech 2	11	3	2	5	4	-	-	-	-	-	-	-	-	-	
	Soo	OHL	26	11	8	19	18	-	-	-	-	11	4	4	8	6	
	Czech Rep. U18	Int.-Jr	15	4	8	12	8	-	-	-	-	-	-	-	-	-	
2019-20	Czech Rep.U20	Int.-Jr	3	0	0	0	2	-	-	-	-	-	-	-	-	-	
	Soo	OHL	56	22	28	50	36	-	-	-	-	-	-	-	-	-	
	Czech Rep.U20	WJC-20	5	0	1	1	4	-	-	-	-	-	-	-	-	-	
	2020-21	HC Stadion Litomerice	Czech2	4	0	0	0	0	-	-	-	-	-	-	-	-	-
2020-21	Czech Republic U20	WJC-20	1	0	1	1	0	-	-	-	-	-	-	-	-	-	
	Czech Republic U20 (all)	International-Jr	5	3	6	9	4	-	-	-	-	-	-	-	-	-	
	2021-22	KalPa	Liiga	5	0	0	0	0	-	-	-	-	-	-	-	-	-
	IPK	Mestis	12	3	2	5	4	-	-	-	-	-	-	-	-	-	-
2022-23	Rytiri Kladno	Czechia	30	3	2	5	8	-	-	-	-	-	-	-	-	-	
	Kladno Knights	Czechia	33	2	1	3	8	-	-	-	-	-	-	-	-	-	
	LHK Jestřabi Prostějov	Czechia	2	0	0	0	0	-	-	-	-	-	-	-	-	-	-



SAMU SALMINEN

Born, Helsinki, FIN, April 9, 2003 Shoots left. 6'3", 190 lbs.; New Jersey's 3rd choice (3rd round), 68th overall, in 2021 Entry Draft.

CENTER/LEFT WING

YEAR			TEAM	LEAGUE	REGULAR SEASON								PLAYOFFS				
					GP	G	A	PTS	PIM	PP	SH	S	GP	G	A	PTS	PIM
2018-19	Jokerit U16 U16 SM-sarja Q				15	16	23	39	6	-	-	-	-	-	-	-	-
	Jokerit U16 U16 SM-sarja				5	4	14	18	2	-	-	-	7	7	8	15	6
	Jokerit U18 U18 SM-sarja				33	18	18	36	32	-	-	-	1	0	1	1	0
2019-20	Jokerit U18 U18 SM-sarja				7	8	15	23	6	-	-	-	-	-	-	-	-
	Jokerit U20 U20 SM-liiga				23	7	13	20	10	-	-	-	-	-	-	-	-
2020-21	Jokerit U20 "A" U20 SM-liiga				17	10	16	26	10	-	-	-	-	-	-	-	-
	Finland U18 "C" WJC-18				7	7	2	9	2	-	-	-	-	-	-	-	-
2021-22	Jokerit U20 U20 SM-sarja				44	19	29	48	34	-	-	-	2	0	0	0	0
2022-23	UCONN Hockey East/NCAA				24	8	7	15	12	5	0	45	-	-	-	-	-



RYAN SCHMELZER

Born, Buffalo, NY, July 28, 1993; Shoots right. 6'2", 185. Not drafted, signed as a free agent.

CENTER

Born: Buffalo, NY, July 20, 1995. Shoots right. Signed as a free agent.															
YEAR	TEAM	LEAGUE	REGULAR SEASON								PLAYOFFS				
			GP	G	A	PTS	PIM	PP	SH	S	GP	G	A	PTS	PIM
2010-11	Buffalo Jr Sabres	OJHL	4	0	0	0	0	-	-	-	-	-	-	-	-
2011-12	Buffalo Jr Sabres	OJHL	41	11	19	19	26	-	-	-	8	4	7	11	10
2012-13	Buffalo Jr Sabres	OJHL	51	24	43	43	54	-	-	-	10	5	5	10	2
2013-14	Buffalo Jr Sabres	OJHL	35	17	24	24	22	-	-	-	11	3	7	10	4
2014-15	Canisius College	AHA	36	5	9	9	10	-	-	-	-	-	-	-	-
2015-16	Canisius College	AHA	38	10	22	22	58	-	-	-	-	-	-	-	-
2016-17	Canisius College	AHA	37	12	18	18	43	-	-	-	-	-	-	-	-
2017-18	Canisius College	AHA	32	13	17	17	20	-	-	-	-	-	-	-	-
2018-19	Adirondack	ECHL	7	2	5	5	4	-	-	-	17	9	8	17	24
2019-20	Binghamton	AHL	66	14	10	24	42	-	-	-	-	-	-	-	-
2020-20	Binghamton	AHL	52	7	17	24	14	-	-	-	-	-	-	-	-
2020-21	Binghamton	AHL	15	2	5	7	6	-	-	-	-	-	-	-	-
2021-22	Utica	AHL	64	18	14	32	26	4	2118	-	5	1	1	2	0
2022-23	Utica	AHL	68	6	29	35	35	0	2109	-	6	3	1	4	2

NCAA (AHA) Regular Season Champion (2017) • NCAA (AHA) Second All-Conference Team (2017) • NCAA (AHA) Third All-Conference Team (2018) • NCAA Lowes Senior Class All-Americans First Team (2018)

Signed as a free agent by Binghamton (AHL), June 21, 2018.




ARTEM SHLAINE

Born, Moskva, RUS, March 17, 2002; Shoots left. 6'1", 175 lbs.; New Jersey's 7th choice, 130th overall, in 2020 Entry Draft.

CENTER

2020 Entry Draft.

YEAR	TEAM	LEAGUE	REGULAR SEASON								PLAYOFFS				
			GP	G	A	PTS	PIM	PP	SH	S	GP	G	A	PTS	PIM
2018-19	SSM	USHS-Prep	56	34	56	90	26	-	-	-	-	-	-	-	-
	Sioux	USHL	0	0	0	0	0	-	-	-	2	0	0	0	0
2019-20	SSM	USHS-Prep	46	26	52	78	24	-	-	-	-	-	-	-	-
	Muskegon	USHL	6	2	1	3	0	-	-	-	-	-	-	-	-
2020-21	Univ. of Connecticut	NCAA	23	1	8	9	16	-	-	-	-	-	-	-	-
2021-22	Univ. of Connecticut	NCAA	36	7	10	17	6	1	0	68	-	-	-	-	-
2022-23	Northern Michigan Univ.	CCAA/NCAA	38	11	21	32	18	4	1	86	-	-	-	-	-





CAM SQUIRES

RIGHT WING

Born, Charlottetown, PE, CAN, April 11, 2005, Shoots Right, 6'0", 165lbs; New Jersey's 2nd choice (4th round), 122nd overall.

		REGULAR SEASON								PLAYOFFS					
YEAR	TEAM	LEAGUE	GP	G	A	PTS	PIM	PP	SH	S	GP	G	A	PTS	PIM
2020-21	Bishop Kearney Selects 15U AAA-		14	6	5	11	8	-	-	-	-	-	-	-	-
2021-22	Cape Breton Eagles	QMJHL	64	16	18	34	36	-	-	-	-	-	-	-	-
2022-23	Cape Breton Eagles	QMJHL	67	30	34	64	28	-	-	-	4	0	6	6	0




CHASE STILMAN

RIGHT WING

Born, St. Louis, MO, March 19, 2003, Shoots right, 6'1", 183 lbs.; New Jersey's 2nd choice (1st round), 29th overall, in 2021 Entry Draft.

YEAR	TEAM	LEAGUE	GP	REGULAR SEASON								PLAYOFFS			
				G	A	PTS	PIM	PP	SH	S	GP	G	A	PTS	PIM
2018-19	Sudbury Wolves Min. Mtd. AAA GNML		24	19	36	55	20	-	-	-	-	-	-	-	-
	Sudbury Nickel Capital Wolves GNML		2	1	0	1	0	-	-	-	-	-	-	-	-
	Reyside-Balfour Canadians NOJHL		8	6	2	8	0	-	-	-	5	1	1	2	2
2019-20	Sudbury Wolves	OHL	58	13	21	34	63	-	-	-	-	-	-	-	-
	Canada White U17WJC-17		6	1	3	4	4	-	-	-	-	-	-	-	-
2020-21	Esbjerg U20 (loan)	Denmark U20	8	9	7	16	43	-	-	-	-	-	-	-	-
	Canada U18	WJC-18	7	2	2	4	4	-	-	-	-	-	-	-	-
2021-22	Sudbury	OHL	24	9	11	20	27	-	-	-	-	-	-	-	-
	Peterborough	OHL	35	10	19	29	37	-	-	-	4	0	1	1	10
2022-23	Peterborough	OHL	59	19	29	48	77	-	-	-	21	4	9	13	21

2020 OHL First All-Rookie Team • 2021 U18 WJC Gold Medal



AARNE TALVITIE

CENTER

Born, Espoo, Finland, February 11, 1999; Shoots left, 5'10", 200 lbs.; New Jersey's 8th choice (6th round), 160th overall, in 2017 NHL Draft.

YEAR	TEAM	LEAGUE	GP	REGULAR SEASON								PLAYOFFS			
				G	A	PTS	PIM	PP	SH	S	GP	G	A	PTS	PIM
2013-14	Blues II U16	Fin. Jr. C II	11	8	5	13	4	-	-	-	-	-	-	-	-
	Blues II U16	Fin. Jr. C II	31	12	7	19	8	-	-	-	-	-	-	-	-
2014-15	Blues U16	Fin. Jr. C	1	0	0	0	0	-	-	-	-	-	-	-	-
	Blues U16	Fin. Jr. C II	9	10	12	22	4	-	-	-	-	-	-	-	-
2015-16	Blues U18	Fin. Jr. B	23	12	14	26	14	-	-	-	11	5	6	11	4
	Blues U18	Fin. Jr. B	9	4	3	7	2	-	-	-	-	-	-	-	-
2016-17	Blues U20	Fin. Jr. A	38	14	16	30	26	-	-	-	4	1	0	1	0
	Blues U20	Fin. Jr. A	6	0	1	1	0	-	-	-	-	-	-	-	-
2017-18	Blues U20	Fin. Jr. B	46	13	24	37	36	-	-	-	4	2	1	3	0
	Blues U20	Fin. Jr. A	41	34	24	58	34	-	-	-	4	3	1	4	2
2018-19	Penn State	Big-10	17	5	11	16	2	-	-	-	-	-	-	-	-
	Finland U20	Int. Jr.	15	10	3	13	16	-	-	-	-	-	-	-	-
2019-20	Penn State	Big-10	7	4	3	7	14	-	-	-	-	-	-	-	-
	Penn State Univ.	NCAA	21	7	6	13	6	-	-	-	-	-	-	-	-
2020-21	Binghamton	AHL	18	1	2	3	2	-	-	-	-	-	-	-	-
	Utica	AHL	68	12	12	24	22	0	2	61	5	0	1	1	0
2022-23	Utica	AHL	58	3	11	14	6	0	0	59	6	3	0	3	2

Jr. B SM-sarja Silver Medal (2015) • Jr. B SM-sarja Silver Medal (2016) • U18 WJC Silver Medal (2017) • Jr. A SM-liiga Best Player (Teemu Selanne Award) (2018) • Jr. A SM-liiga First Team All-Star • Jr. A SM-liiga Most Points (Kari Jalonen Award) (2018)

*Led League



TYCE THOMPSON

CENTER

Born, Oyster Bay, NY, July 12, 1999; Shoots right, 6'0", 165 lbs.; New Jersey's 5th choice, 96th overall, in 2019 NHL Draft.

YEAR	TEAM	LEAGUE	GP	REGULAR SEASON								PLAYOFFS			
				G	A	PTS	PIM	PP	SH	S	GP	G	A	PTS	PIM
2015-16	Salisbury School	USHS-Prep	26	5	11	16	-	-	-	-	-	-	-	-	-
2016-17	Salisbury School	USHS-Prep	20	7	18	25	-	-	-	-	-	-	-	-	-
	Dubuque	USHL	3	0	0	0	-	-	-	2	2	0	0	0	2
2017-18	Dubuque	USHL	60	12	20	32	-	-	-	48	5	1	0	1	2
2018-19	Providence	NCAA	42	8	17	25	-	-	-	20	-	-	-	-	-
2020-21	Providence College	NCAA	25	11	14	25	16	-	-	-	-	-	-	-	-
	DEVILS	NHL	7	0	1	1	0	-	-	4	-	-	-	-	-
2021-22	Binghamton	AHL	11	2	2	4	18	-	-	-	-	-	-	-	-
	DEVILS	NHL	2	0	0	0	0	-	-	3	-	-	-	-	-
2022-23	Utica	AHL	16	6	9	15	16	3	0	30	5	1	1	2	4
	DEVILS	NHL	2	0	0	0	0	-	-	1	-	-	-	-	-
	Utica	AHL	56	7	19	26	32	2	0	109	6	0	2	2	4
DEVILS TOTALS			11	0	1	1	0	-	-	8	-	-	-	-	-
NHL TOTALS			11	0	1	1	0	-	-	8	-	-	-	-	-

MICHAEL VUKOJEVIC

Born, Oakville, Ont., June 8, 2001; Shoots left. 6'3", 210 lbs.; New Jersey's 4th choice, 82th overall, in 2019 NHL Draft.

DEFENSESMAN

YEAR	TEAM	LEAGUE	REGULAR SEASON										PLAYOFFS				
			GP	G	A	PTS	PIM	PP	SH	S			GP	G	A	PTS	PIM
2016-17	Mississauga Rebels	GTMMHL	51	11	24	35	-	-	-	-	-	-	-	-	-	-	-
	Georgetown	OJHL	0	0	0	0	0	-	-	-	-	-	5	0	2	2	2
2017-18	Green Bay	USHL	12	0	2	2	21	-	-	-	-	-	-	-	-	-	-
	Kitchner	OHL	24	1	4	5	20	-	-	-	-	-	19	1	9	10	16
2018-19	Kitchner	OHL	68	3	26	29	65	-	-	-	-	-	4	0	1	1	6
	Canada U 18	WJC-18	7	0	2	2	8	-	-	-	-	-	-	-	-	-	-
2019-20	Kitchner	OHL	63	5	25	30	63	-	-	-	-	-	-	-	-	-	-
2020-21	Binghamton	AHL	26	1	10	11	31	-	-	-	-	-	-	-	-	-	-
2021-22	Utica	AHL	54	3	14	17	36	0	0	45	-	-	4	0	0	0	0
	Andriodack	ECHL	4	0	0	0	2	0	0	-	-	-	-	-	-	-	-
2022-23	Utica	AHL	37	2	1	3	17	0	0	35	-	-	4	0	0	0	0



TOPIAS VILEN

Born, Lahti, FIN, April 1, 2003, Shoots left. 6'0", 194 lbs.; New Jersey's 5th choice (5th round), 129th overall, in 2021 Entry Draft.

DEFENSESMAN

YEAR	TEAM	LEAGUE	REGULAR SEASON										PLAYOFFS				
			GP	G	A	PTS	PIM	PP	SH	S			GP	G	A	PTS	PIM
2017-18	Pelicans U16	U16 SM-sarja Q	23	4	10	14	8	-	-	-	-	-	-	-	-	-	-
	Pelicans U16	U16 SM-sarja	17	1	3	4	6	-	-	-	-	-	5	0	0	0	2
	Pelicans U18	U18 SM-sarja	2	0	0	0	0	-	-	-	-	-	-	-	-	-	-
2018-19	Pelicans U16	U16 SM-sarja Q	10	1	6	7	6	-	-	-	-	-	-	-	-	-	-
	Pelicans U16	U16 SM-sarja	1	0	0	0	0	-	-	-	-	-	-	-	-	-	-
	Pelicans U18	U18 SM-sarja	37	2	6	8	32	-	-	-	-	-	-	-	-	-	-
2019-20	Pelicans U18	U18 SM-sarja	6	2	0	2	6	-	-	-	-	-	-	-	-	-	-
	Pelicans U20	U20 SM-liiga	40	4	7	11	16	-	-	-	-	-	-	-	-	-	-
	Pelicans	Liiga	1	0	0	0	0	-	-	-	-	-	-	-	-	-	-
	Pelittat (Loan)	Mestis	3	0	1	1	0	-	-	-	-	-	-	-	-	-	-
	Finland U17	WHC-17	4	1	0	1	0	-	-	-	-	-	-	-	-	-	-
2020-21	Pelicans	Liiga	35	3	5	8	6	-	-	-	-	-	-	-	-	-	-
	Pelittat (Loan)	Mestis	6	0	1	1	0	-	-	-	-	-	-	-	-	-	-
	Finland U18	WJC-18	7	0	4	4	4	-	-	-	-	-	-	-	-	-	-
2021-22	Pelicans	Liiga	50	0	6	6	12	-	-	-	-	-	3	0	0	0	2
2022-23	Pelicans	Liiga	41	9	8	17	6	-	-	-	-	-	-	-	-	-	-
	Utica	AHL	-	-	-	-	-	-	-	-	-	-	1	0	0	0	0
	Finland U20	WJC-20	5	0	1	1	0	-	-	-	-	-	-	-	-	-	-



YEGOR ZAITSEV

Born, Moscow, Rus., May 3, 1998; Shoots left. 5'11", 185 lbs.; New Jersey's 10th choice (seventh round), 205th overall, in 2017 NHL Draft.

DEFENSESMAN

YEAR	TEAM	LEAGUE	REGULAR SEASON										PLAYOFFS				
			GP	G	A	PTS	PIM	PP	SH	S			GP	G	A	PTS	PIM
2014-15	Moscow	Rus. U17	5	0	1	1	14	-	-	-	-	-	-	-	-	-	-
	Balashikha	MHL	27	2	2	4	14	-	-	-	-	-	2	0	0	0	0
2015-16	Balashikha	VHL	16	0	1	1	2	-	-	-	-	-	8	0	0	0	10
	Balashikha	MHL	11	1	5	6	12	-	-	-	-	-	-	-	-	-	-
2016-17	Moscow	KHL	19	0	1	1	10	-	-	-	-	-	2	0	0	0	0
	Balashikha	VHL	24	2	4	6	44	-	-	-	-	-	5	0	1	1	15
	Balashikha	MHL	2	0	1	1	4	-	-	-	-	-	-	-	-	-	-
2017-18	Moscow Dynamo	KHL	28	0	2	2	30	-	-	-	-	-	-	-	-	-	-
2018-19	Dynamo Moskva	KHL	47	1	1	2	41	-	-	-	-	-	11	2	0	2	4
	Buran Voronezh	VHL	5	0	1	1	2	-	-	-	-	-	-	-	-	-	-
2019-20	Moscow	KHL	58	3	11	14	39	-	-	-	-	-	6	0	1	1	6
2020-21	Dynamo Moskva	KHL	58	1	8	9	48	-	-	-	-	-	10	0	2	2	8
2021-22	Dynamo Moskva	KHL	45	2	7	9	36	-	-	-	-	-	11	0	2	2	8
2022-23	Dynamo Moskva	KHL	35	1	2	3	26	-	-	-	-	-	2	1	0	0	0





UTICA COMETS
ADIRONDACK BANK CENTER
400 ORISKANY ST. WEST
UTICA, NEW YORK 13502
(315) 790-9070 • UTICACOMETS.COM



DIRECTORY

David Blitzer Managing Partner
 Josh Harris Managing Partner
 Robert Esche President
 Dan MacKinnon General Manager
 Scott Litwack Ass. General Manager
 Kevin Dineen Head Coach
 David Cuniff Assistant Coach
 Ryan Parent Assistant Coach
 Brian Eklund Goaltending Coach

Adam Purner Video Coach
 Matt Salmen Athletic Trainer
 Matias Sarvela Strength/Conditioning Coach
 Molly Harkins Ass. Athletic Trainer
 Damion Parmelee Equipment Manager
 Bobby Giuliano Assistant Equipment Manager
 Jason Shaya TV/Radio Broadcaster, Director of Communications
 Michael Lehr Radio Broadcaster & Digital Content Manager

2022-23 AHL FINAL STANDINGS

ATLANTIC	GP	W	L	OTL	SL	PTS	GF	GA
PROVIDENCE	72	44	18	8	2	98	221	201
HERSHEY	72	44	19	5	4	97	217	184
CHARLOTTE	72	39	25	5	3	86	235	220
SPRINGFIELD	72	38	26	3	5	84	230	211
HARTFORD	72	35	26	4	7	81	227	215
LEHIGH VALLEY	72	37	29	3	3	80	221	226
BRIDGEPORT	72	34	30	7	1	76	238	248
WILKES-BARRE/SCRANTON	72	26	32	8	6	66	191	224

NORTH	GP	W	L	OTL	SL	PTS	GF	GA
TORONTO	72	42	24	4	2	90	228	225
SYRACUSE	72	35	26	7	4	81	252	239
ROCHESTER	72	36	27	6	3	81	236	233
UTICA*	72	35	27	6	4	80	215	222
LAVAL	72	33	29	7	3	76	258	247
CLEVELAND	72	33	32	5	2	73	220	254
BELLEVILLE	72	31	31	6	4	72	233	258

*New Jersey affiliate

CENTRAL	GP	W	L	OTL	SL	PTS	GF	GA
TEXAS	72	40	20	9	3	92	265	210
MILWAUKEE	72	41	24	5	2	89	238	211
MANITOBA	72	37	25	6	4	84	227	226
IOWA	72	34	27	6	5	79	211	211
ROCKFORD	72	35	28	5	4	79	214	232
CHICAGO	72	35	29	5	3	78	227	245
GRAND RAPIDS	72	28	36	4	4	64	194	255

PACIFIC	GP	W	L	OTL	SL	PTS	GF	GA
CALGARY	72	51	17	3	1	106	256	174
COACHELLA VALLEY	72	48	17	5	2	103	257	194
COLORADO EAGLES	72	40	22	7	3	90	210	187
ABBOTSFORD	72	40	25	3	4	87	229	203
BAKERSFIELD	72	37	31	2	2	78	212	212
ONTARIO	72	34	32	5	1	74	206	211
TUCSON	72	30	33	8	1	69	219	245
SAN JOSE	72	29	38	5	0	63	201	221
HENDERSON	72	20	49	2	1	43	180	281

ATLANTIC DIVISION FIRST ROUND
 CLT 2 : LV 1 • SPR 0 : HFD 2

NORTH DIVISION FIRST ROUND
 UTC 2 : LAV 0

CENTRAL DIVISION FIRST ROUND
 IA 0 : RFD 2

PACIFIC DIVISION FIRST ROUND
 CV 2 : TUC 1 • COL 2 : ONT 0
 ABB 2 : BAK 0

ATLANTIC DIVISION SEMIFINALS
 PRO 1 : HFD 3 • HER 3 : CLT 1

NORTH DIVISION SEMIFINALS
 TOR 3 : UTC 1 • SYR 2 : ROC 3

CENTRAL DIVISION SEMIFINALS
 TEX 3 : RED 0 • MIL 3 : MB 2

PACIFIC DIVISION SEMIFINALS
 CGY 3 : ABB 1 • CV 3 : COL 2

ATLANTIC DIVISION FINALS
 HER 3 : HFD 0

NORTH DIVISION FINALS
 TOR 0 : ROC 3

CENTRAL DIVISION FINALS
 TX 2 : MIL 3

PACIFIC DIVISION FINALS
 CGY 2 : CV 3

EASTERN CONFERENCE FINALS
 HER 4 : ROC 2

WESTERN CONFERENCE FINALS
 CV 4 : MIL 2

CALDER CUP FINALS
 CV (3) : HER (4)

2023-24 SCHEDULE

OCTOBER

Fri. 13 vs Syracuse.....7:00 P.M.
 Sun. 15 @ Toronto.....4:00 P.M.
 Sat. 21 @ Bridgeport.....7:00 P.M.
 Fri. 27 @ Syracuse.....7:00 P.M.
 Sat. 28 vs Rochester.....7:00 P.M.

NOVEMBER

Wed. 1 @ Laval.....7:00 P.M.
 Fri. 3 @ Rochester.....7:05 P.M.
 Sat. 4 vs Hartford.....7:00 P.M.
 Fri. 10 @ Rochester.....7:05 P.M.
 Sat. 11 vs Rochester.....7:05 P.M.
 Fri. 17 @ Springfield.....7:05 P.M.
 Sat. 18 vs Laval.....7:00 P.M.
 Wed. 22 vs Syracuse.....7:00 P.M.
 Fri. 24 @ Syracuse.....7:00 P.M.
 Sat. 25 @ Springfield.....7:05 P.M.
 Wed. 29 vs Belleville.....7:00 P.M.

DECEMBER

Sat. 2 @ Cleveland.....6:00 P.M.
 Sun. 3 @ Cleveland.....12:30 P.M.
 Fri. 8 vs Bridgeport.....7:00 P.M.
 Sat. 9 @ Syracuse.....7:00 P.M.
 Sun. 10 vs Syracuse.....3:00 P.M.
 Fri. 15 vs Wilkes-Barre.....7:00 P.M.
 Sat. 16 vs Syracuse.....5:00 P.M.
 Sat. 23 vs Cleveland.....7:00 P.M.
 Wed. 27 @ Lehigh Valley.....7:05 P.M.
 Fri. 29 vs Providence.....7:00 P.M.
 Sat. 30 vs Rochester.....7:00 P.M.

JANUARY

Fri. 5 vs Laval.....7:00 P.M.
 Sun. 7 vs Laval.....7:00 P.M.
 Wed. 10 @ Laval.....7:00 P.M.
 Fri. 12 vs Cleveland.....7:00 P.M.
 Sat. 13 vs Springfield.....5:00 P.M.
 Mon. 15 @ Syracuse.....1:00 P.M.
 Wed. 17 vs Belleville.....7:00 P.M.
 Fri. 19 vs Rochester.....7:00 P.M.
 Sat. 20 @ Syracuse.....7:00 P.M.
 Wed. 24 @ Laval.....7:00 P.M.
 Fri. 26 @ Rochester.....7:05 P.M.
 Sat. 27 vs Syracuse.....7:00 P.M.
 Wed. 31 @ Laval.....7:00 P.M.

FEBRUARY

Fri. 2 vs Toronto.....7:00 P.M.
 Sat. 3 vs Toronto.....5:00 P.M.
 Fri. 9 @ Belleville.....7:00 P.M.
 Sat. 10 @ Belleville.....7:00 P.M.
 Wed. 14 vs Rochester.....7:00 P.M.
 Sat. 17 vs Belleville.....7:00 P.M.
 Sun. 18 @ Rochester.....3:05 P.M.
 Fri. 23 vs Providence.....7:00 P.M.
 Sun. 25 @ Syracuse.....5:00 P.M.
 Wed. 28 @ Belleville.....7:00 P.M.

MARCH

Fri. 1 vs Lehigh Valley.....7:00 P.M.
 Sat. 2 @ Hershey.....7:00 P.M.
 Fri. 8 vs Toronto.....7:00 P.M.
 Sat. 9 vs Belleville.....7:00 P.M.
 Sun. 10 @ Rochester.....4:05 P.M.
 Wed. 13 @ Belleville.....7:00 P.M.
 Fri. 15 vs Hershey.....7:00 P.M.
 Sat. 16 @ Hartford.....6:00 P.M.
 Fri. 22 vs Bridgeport.....7:00 P.M.
 Sat. 23 @ Wilkes-Barre.....6:05 P.M.
 Sun. 24 @ Rochester.....3:05 P.M.
 Wed. 27 vs Laval.....7:00 P.M.
 Fri. 29 vs Providence.....7:00 P.M.
 Sat. 30 vs Springfield.....5:00 P.M.

APRIL

Tue. 2 @ Bridgeport.....10:30 A.M.
 Sat. 6 @ Toronto.....4:00 P.M.
 Sun. 7 @ Toronto.....4:00 P.M.
 Fri. 12 @ Providence.....7:05 P.M.
 Sat. 13 @ Providence.....7:05 P.M.
 Fri. 19 vs Syracuse.....7:00 P.M.
 Sat. 20 @ Syracuse.....7:00

All times are Eastern
 Schedule is subject to change

2022-23 UTICA COMETS FINAL REGULAR SEASON STATISTICS
35-27-6-3=80PTS. (.556); 4TH PLACE, NORTH DIVISION/10TH PLACE, EASTERN CONFERENCE

POS.	NO.	PLAYER	GP	G	A	PTS	+/-	PIM	PP	SH	GW	OT	S	PCTG
RW	92	Graeme Clarke	68	25	33	58	5	18	3	0	5	1	211	11.8
D	22	Reilly Walsh	71	9	32	41	-6	40	5	0	1	1	137	6.6
LW	25	Nolan Foote	55	20	17	37	2	27	4	0	5	2	127	15.7
C	15	Joe Gambardella	59	10	25	35	1	4	1	0	0	0	74	13.5
C	26	Ryan Schmelzer	68	6	29	35	-2	35	0	2	1	0	109	5.5
D	7	Simon Nemec	65	12	22	34	13	20	1	1	2	0	138	8.7
LW	21	Nolan Stevens	48	15	18	33	9	17	4	1	2	0	86	17.4
F	24	Brian Halonen	57	17	13	30	2	46	5	0	1	0	95	17.9
LW	11	Andreas Johnsson	36	9	21	30	11	42	3	0	2	1	66	13.6
RW	28	Brian Pinho	53	10	18	28	-7	14	4	1	0	0	102	9.8
D	5	Robbie Russo	72	6	22	28	-15	20	2	0	0	0	137	4.4
LW	10	Jack Dugan	51	11	16	27	3	37	0	0	2	0	79	13.9
F	12	Tyce Thompson	56	7	19	26	-10	32	2	0	2	0	109	6.4
D	23	Tyler Wotherspoon	65	4	17	21	9	22	0	0	1	0	97	4.1
LW	79	Samuel Laberge	43	8	8	16	5	49	0	1	2	0	51	15.7
C	77	Aarne Talvitie	58	3	11	14	4	6	0	0	1	0	59	5.1
F	9	Alexander Holtz	14	6	5	11	-5	4	0	0	2	2	44	13.6
RW	8	Jayce Hawryluk	26	5	6	11	0	31	2	0	0	0	23	21.7
D	75	Jeremy Groleau	43	2	8	10	14	14	0	0	1	0	62	3.2
RW	90	Zach Senyshyn	37	6	3	9	0	20	2	0	0	0	49	12.2
C	91	Nick Hutchinson	31	4	5	9	2	23	0	0	1	0	32	12.5
F	55	Mason Geertsen	61	4	4	8	-8	136	0	0	1	0	68	5.9
D	65	Zach Hayes	43	3	5	8	-3	29	0	0	0	0	43	7.0
F	67	Xavier Parent	14	3	3	6	-2	6	1	0	0	0	14	21.4
LW	90	Timur Ibragimov	15	3	3	6	5	0	0	0	0	0	12	25.0
D	82	Nikita Okhotiuk	20	2	4	6	0	33	0	0	0	0	24	8.3
C	16	Filip Engaras	37	5	0	5	-8	10	0	0	2	0	16	31.3
D	8	Dylan Blujus	19	1	4	5	6	14	0	0	0	0	18	5.6
D	2	Michael Vukojevic	37	2	1	3	-6	17	0	0	0	0	35	5.7
D	60	Jarrold Gourley	8	1	1	2	3	14	0	0	0	0	9	11.1
D	61	Santeri Htakka	8	0	2	2	-1	2	0	0	0	0	7	0
C	37	Patrick Grasso	9	0	2	2	-3	6	0	0	0	0	15	0
F	38	Josh Filmon	4	1	0	1	-2	2	0	0	0	0	6	16.7
D	88	Kevin Bahl	3	0	1	1	2	2	0	0	0	0	3	0
D	6	Ivan Chukarov	1	0	0	0	1	0	0	0	0	0	1	0
F	19	T.J. Friedmann	2	0	0	0	0	0	0	0	0	0	1	0
LW	27	Sebastian Vidmar	3	0	0	0	-1	0	0	0	0	0	2	0
C	18	Nick Rivera	7	0	0	0	-2	4	0	0	0	0	6	0

SW#	GOALTENDER	GPI	MINS	AVG	W	L	OT	EN	SO	GA	SA	SV%	G	A	PIM
50	Nico Daws	33	1952:41	2.70	16	14	3	5	2	88	917	0.904	0	0	6
93	Akira Schmid	23	1348:48	2.62	11	7	4	3	2	59	618	0.905	0	1	0
1	Isaac Poulter	13	763:07	3.62	7	3	3	0	0	46	392	0.883	0	0	0
29	Mackenzie Blackwood	2	118:37	3.03	1	1	0	1	0	6	55	0.891	0	0	0
31	Jake Theut	2	115:37	3.63	0	2	0	2	0	7	73	0.904	0	0	0
31	Mike Robinson	1	26:59	2.22	0	0	0	0	0	1	12	0.917	0	0	0
Utica Totals		72	4414	2.99	35	27	6	11	4	218	2078	0.895	0	1	6

DEVILS FAN CLUB AWARDS

Fan Club Player of the Year

1982-83.....	Glenn Resch
1983-84.....	Mel Bridgman
1984-85.....	Kirk Muller
1985-86.....	Greg Adams
1986-87.....	Doug Sullivan
1987-88.....	Pat Verbeek
1988-89.....	John MacLean
1989-90.....	John MacLean
1990-91.....	John MacLean
1991-92.....	Claude Lemieux
1992-93.....	Alexander Semak
1993-94.....	Martin Brodeur
1994-95.....	Stephane Richer
1995-96.....	Martin Brodeur
1996-97.....	Martin Brodeur
1997-98.....	Martin Brodeur
1998-99.....	Petr Sykora
1999-00.....	Patrik Elias
2000-01.....	Alexander Mogilny
2001-02.....	Patrik Elias
2002-03.....	Martin Brodeur
2003-04.....	Patrik Elias
2005-06.....	Brian Gionta
2006-07.....	Martin Brodeur
2007-08.....	Martin Brodeur
2008-09.....	Zach Parise
2009-10.....	Zach Parise
2010-11.....	Ilya Kovalchuk
2011-12.....	Ilya Kovalchuk
2012-13.....	Patrik Elias
2013-14.....	Jaromir Jagr
2014-15.....	Cory Schneider

Player of the Year (cont.)

2015-16.....	Cory Schneider
2016-17.....	Kyle Palmieri
2017-18.....	Taylor Hall
2018-19.....	Kyle Palmieri
2019-20.....	Kyle Palmieri
2021-22.....	Jesper Bratt
2022-23.....	Jack Hughes

Fan Club Rookie of the Year

1982-83.....	Jeff Larmer
1983-84.....	Pat Verbeek
1984-85.....	Kirk Muller
1985-86.....	Craig Wolanin
1986-87.....	Gord Mark
1987-88.....	Doug Brown
1988-89.....	Sean Burke
1989-90.....	Janne Ojanen
1990-91.....	Eric Weinrich
1991-92.....	Kevin Todd
1992-93.....	Scott Niedermayer
1993-94.....	Martin Brodeur
1994-95.....	Brian Rolston
1995-96.....	Petr Sykora
1996-97.....	Denis Pederson
1997-98.....	Patrik Elias
1998-99.....	Brendan Morrison
1999-00.....	Scott Gomez
2000-01.....	Colin White
2001-02.....	Brian Gionta
2002-03.....	Mike Rupp
2003-04.....	Paul Martin
2005-06.....	Zach Parise

Rookie of the Year (cont.)

2006-07.....	Travis Zajac
2007-08.....	David Clarkson
2008-09.....	Petr Vrana
2009-10.....	Mark Fraser
2010-11.....	Mattias Tedenby
2011-12.....	Adam Henrique
2012-13.....	Alexander Urmov
2013-14.....	Eric Gelinas
2014-15.....	Keith Kinkaid
2015-16.....	Joseph Blandisi
2016-17.....	Miles Wood
2017-18.....	Nico Hischier
2018-19.....	Mackenzie Blackwood
2019-20.....	Mackenzie Blackwood
2021-22.....	Dawson Mercer
2022-23.....	Akira Schmid

Fan Club Player of the Month

10/2019.....	Kyle Palmieri
11/2019.....	Kyle Palmieri
12/2019.....	Kyle Palmieri
01/2020.....	Mackenzie Blackwood
02/2020.....	Mackenzie Blackwood
03/2020.....	No Games
04/2020.....	No Games
10/2021.....	Dawson Mercer
11/2021.....	Jesper Bratt
12/2021.....	Jack Hughes
01/2022.....	Jesper Bratt
02/2022.....	Jack Hughes
03/2022.....	Jack Hughes
04/2022.....	Jesper Bratt



LENNI HAMEENAO**Forward**

Born, Kajaani, FIN, November 7, 2004, Shoots Right. 6'0", 173 lbs.; New Jersey's 1st choice (2nd round), 58th overall, in 2023 Entry Draft.

Year	Team	League	GP	G	A	PTS	PIM
2020-21	Assat U18	U18 SM-sarja	31	23	37	60	2
	Assat U20	U20 SM-sara	1	0	0	0	2
2021-22	Assat U20	U20 SM-sara	42	21	16	37	12
	Assat U18	U18 SM-sarja	4	5	6	11	0
	Hermes	Mestis	3	3	0	0	0
	Finland U18	WJC-18	6	2	1	3	2
2022-23	Assat	Liiga	51	9	12	21	14
	Finland U20	WJC-20	13	3	2	5	0

CAM SQUIRES**Right Wing**

Born, Charlottetown, PE, CAN, April 11, 2005, Shoots Right, 6'0", 165lbs; New Jersey's 2nd choice (4th round), 122nd overall.

Year	Team	League	GP	G	A	PTS	PIM
2020-21	Bishop Kearney Sel.	15U AAA	14	6	5	11	8
2021-22	Cape Breton Eagles	QMJHL	64	16	18	34	36
2022-23	Cape Breton Eagles	QMJHL	67	30	34	64	28

CHASE CHESLOCK**Defenseman**

Born, Rogers, MN, October 25, 2004; Shoots Right. 6'3", 207 lbs.; New Jersey's 3rd choice (5th round), 154th overall, in 2023 Entry Draft.

Year	Team	League	GP	G	A	PTS	PIM
2020-21	Rogers HSI	USHS-MN	20	8	15	23	8
	Minnesota Lakers U16 AAA-		17	3	9	12	6
2021-22	Twin Cities Orthop.	UMHSEHL	20	2	10	12	8
	Rogers HS	USHS-MN	28	10	29	39	10
2022-23	Rogers HS	USHS-MN	28	4	27	31	19
	St. Cloud	NAHL	18	1	2	3	4
	Omaha	USHL	15	1	4	5	4
	U.S. National U18	NTDP	1	0	0	0	5

COLE BROWN**Right Wing**

Born, Aurora, ON, CAN, April 27, 2005; Shoots left. 6'2", 179 lbs.; New Jersey's 4th choice (6th round), 164th overall, in 2023 Entry Draft.

Year	Team	League	GP	G	A	PTS	PIM
2021-22	Hamilton Bulldogs	OHL	49	9	12	21	16
2022-23	Hamilton Bulldogs	OHL	60	17	25	42	41

DANIIL KARPOVICH**Defenseman**

Born, Minsk, BLR, December 6, 2004, Shoots Left; 6'3", 209lbs, New Jersey's 5th choice (6th round), 186th overall.

Year	Team	League	GP	G	A	PTS	PIM
2020-21	Belarus U17	Belarus Vysshaya	47	9	17	26	24
2021-22	Belarus U18	Belarus Vysshaya	39	16	15	31	34
	Belarus U20	WJC-20 D1A	5	1	0	1	0
2022-23	Avto Yekaterinburg	MHL	47	10	25	35	30

DEVILS' 2023 ENTRY DRAFT SUMMARY

2nd round 58th overall

6th round 164th overall

186th overall

4th round 122nd overall

5th round 154th overall

Rd./	2023	Pos.
2/58	Lenni Hamenaho	
4/122	Cam Squires	
5/154	Chase Cheslock	
6/164	Cole Brown	
6/186	Daniil Karpovich	

Rd./	2022	Pos.
1/2	Simon Nemec	
2/46	Seamus Casey	
4/102	Tyler Brennan	
4/110	Daniil Orlov	
4/126	Charles Leddy	
5/141	Petr Hauser	
6/166	Josh Filmon	
7/198	Artem Barabosha	

Rd./	2021	Pos.
1/4	Luke Hughes	D
1/29	Chase Stiltman	RW
3/68	Samu Salminen	C
4/100	Jakub	G
5/129	Topias Vilen	D
6/164	Viktor Hurtig	C
7/203	Zakhar Bardakov	C

Rd./	2020	Pos.
1/7	Alexander Holtz	RW
1/18	Dawson Mercer	C
1/20	Shakir Mukhamadullin	D
3/84	Nicolas Daws	G
4/99	Jaromir Pytlík	C
4/120	Ethan Edwards	D
5/130	Artem Shlaine	C
6/161	Benjamin Baumgartner	C

Rd./	2019	Pos.
1/1	Jack Hughes	C
2/61	Nikita Okhotyuk	D
3/70	Daniil Misyul	C
3/80	Graeme Clarke	RW
3/82	Michael Vukojevic	D
4/96	Tyce Thompson	RW
4/118	Case McFarthy	D
5/127	Cole Brady	G
5/129	Arseny Grityuk	RW
6/158	Patrick Moynihan	RW
7/189	Nikola Pasic	RW

Rd./	2018	Pos.
1/17	Ty Smith	D
4/110	Xavier Bernard	D
5/136	Akira Schmid	G
5/141	Yegor Sharangovich	C
6/172	Mitchell Hoelscher	C
7/203	Eetu Pakkila	RW

Rd./	2017	Pos.
1/1	Nico Hischier	C
2/36	Jesper Boqvist	C
3/63	Fabian Zetterlund	C
3/81	Reilly Walsh	D
4/98	Nikita Popugayev	RW/LW
5/129	Gilles Senn	G
5/143	Marian Studenic	LW/RW
6/160	Aarne Talvitie	C
7/191	Jocktan Chaigne	C
7/205	Yegor Zaitsev	D
7/214	Reilly Walsh	D

Rd./	2016	Pos.
1/12	Michael McLeod	C
2/41	Nathan Bastian	RW
3/73	Joey Anderson	RW
3/80	Brandon Gignac	C/W
4/102	Mikhail Maltsev	LW
4/105	Evan Cormier	G
5/132	Yegor Rykov	D
6/162	Jesper Bratt	LW
7/192	Jeremy Davies	D

Rd./	2015	Pos.
1/6	Pavel Zacha	C
2/42	Mackenzie Blackwood	G
3/67	Blake Speers	RW
4/97	Colton White	D
6/157	Brett Seney	LW

Rd./	2014	Pos.
1/30	John Quenneville	C
2/41	Josh Jacobs	D
3/71	Connor Chatham	LW
3/131	Ryan Rehill	D
6/152	J.D. Dudek	C
6/161	Brandon Baddock	LW

Rd./	2013	Pos.
2/42	Steven Santini	D
3/73	Ryan Kujawinski	C
4/100	Miles Wood	LW
6/160	Myles Bell	RW
7/208	Anthony Brodeur	G

Rd./	2012	Pos.
2/60	Stefan Matteau	LW
2/60	Damon Severson	D
3/90	Ben Johnson	RW
4/96	Ben Thomson	LW
5/135	Graham Black	C
5/150	Alexander Kerfoot	C
6/180	Artur Gavrus	C

Rd./	2011	Pos.
1/4	Adam Larsson	D
3/75	Blake Coleman	RW
4/99	Reid Boucher	C
5/129	Blake Pietila	LW
6/159	Reece Scarlett	D
7/189	Patrick Daly	D

Rd./	2010	Pos.
2/38	Jon Merrill	D
3/84	Scott Wedgewood	G
4/114	Joe Faust	D
6/174	Maxime Clermont	G
7/204	Mauro Jorg	RW

Rd./	2009	Pos.
1/20	Jacob Josefson	C
2/54	Eric Gelinas	D
3/73	Alexander Urbom	D
4/114	Seth Helgeson	D
5/144	Derek Rodwell	LW
6/174	Ashton Bernard	LW
7/204	Curtis Gedig	D

Rd./	2008	Pos.
1/24	Mattias Tedenby	RW
2/52	Brandon Burlon	D
2/54	Patrice Cormier	C
3/82	Adam Henrique	D
4/112	Matt Delahey	D
5/142	Kory Nagy	LW
6/172	David Wohlberg	C
7/202	Harry Young	C
7/205	J.S. Berube	LW

Rd./	2007	Pos.
2/57	Mike Hoeffel	D
3/79	Nick Palmieri	RW
3/87	Corbin McPherson	D
4/117	Matt Halischuk	RW
6/177	Vili Sopanen	RW
7/207	Ryan Molle	D

Rd./	2006	Pos.
1/30	Matthew Corrente	D
2/58	Alexander Vasyunov	LW
3/67	Kirill Tulupov	D
3/77	Vladimir Zharkov	LW
4/107	Tyler Miller	D
5/148	Olivier Magnan	D
6/178	Tony Romano	D
7/208	Kyell Henegan	RW

Rd./	2005	Pos.
1/23	Niclas Bergfors	RW
2/38	Jeff Frazee	D
3/84	Mark Fraser	D
4/99	Patrick Davis	RW
5/155	Mark Fayne	D
6/170	Sean Zimmerman	D
7/218	Alexander Sundstrom	C

Rd./	2004	Pos.
1/20	Travis Zajac	C
5/155	Alexander Mikhailishin	D
6/185	Josh Disher	C
7/216	P.L. Letourneau-Leblond	LW
7/217	Tyler Eckford	D
8/250	Nathan Perkovich	RW
9/282	Valeri Klimov	D

Rd./	2003	Pos.
1/17	Zach Parise	D
2/42	Petr Vrana	C
3/93	Ivan Khomutov	C
5/167	Zach Tarkir	D
6/197	Jason Smith	G
8/261	Joey Tenute	C
9/292	Arseny Bondarev	LW

Rd./	2002	Pos.
2/51	Anton Kadeykin	RW
2/53	Barry Tallackson	LW
3/64	Jason Ryznar	LW
3/84	Marek Chvalata	D
3/85	Ahren Nittel	D
4/117	Cam Janssen	RW
5/154	Krisjanis Redlids	C
6/187	Eric Johansson	RW
7/218	Ilkka Pikkarainen	RW
8/250	Dan Glover	D
9/281	Bill Kinkel	LW

Rd./	2001	Pos.
1/28	Adrian Foster	LW
2/44	Igor Pohanka	RW
2/48	Tuomas Pihlman	LW
2/60	Victor Uchevatov	D
3/67	Robin Leblanc	RW
3/72	Brandon Nolan	C
4/128	Andrei Posnov	LW
5/163	Andreas Salomonsson	LW
6/194	James Massen	RW
8/229	Aaron Voros	C
8/257	Evgeny Gamalei	D

Rd./	2000	Pos.
1/22	David Hale	D
2/39	Teemu Laine	RW
2/56	Aleksander Sugolobov	RW
2/57	Matt DeMarchi	D
2/62	Paul Martin	D
3/67	Max Bibræer	LW
3/76	Mike Rupp	LW
4/125	Phil Cole	D
5/135	Mike Jefferson	C
5/164	Matus Kostur	G
6/194	Deryk Engeland	C
7/198	Ken Magowan	LW
8/257	Warren McCutcheon	C

Rd./	1999	Pos.
1/27	Ari Ahonen	G
2/42	Mike Commodore	D
2/50	Brett Clouthier	LW
3/95	Andre Lakos	D
4/100	Teemu Kesa	D
6/185	Scott Cameron	LW
7/214	Chris Hartsburg	C
8/242	Justin Dzima	RW

Rd./	1998	Pos.
1/26	Mike Van Ryn	D
1/27	Scott Gomez	D
2/37	Christian Berglund	C
3/82	Brian Gionta	RW
4/96	Mikko Jokela	D
4/105	Pierre Dagenais	LW
5/119	Antun But	LW
5/143	Ryan Flinn	LW
6/172	Jacques Lariviere	LW
7/199	Erik Jensen	RW
8/227	Marko Ahoisla	C
9/257	Ryan Held	C

Rd./	1997	Pos.
1/24	J.F. Dampousse	C
2/38	Stanislav Gron	C
4/104	Lucas Neuhoff	D
5/131	Jiri Bicek	LW
6/159	Sascha Goc	D
7/188	Mathieu Benoit	RW
8/215	Scott Clemmensen	G
9/241	Jan Srdinko	D

Rd./	1996	Pos.
1/10	Lance Ward	D
2/38	Wes Mason	LW
2/41	Josh DeVolf	D
2/44	Pierre Dagenais	LW
2/49	Colin White	D
3/63	Scott Parker	RW
4/91	Josef Boumedienne	D
4/101	Josh MacNevin	D
5/118	Glenn Crawford	C
6/145	Sean Ritchlin	RW
7/173	Daryl Andrews	D
8/199	Willie Mitchell	C
8/205	Jason Bertsch	RW
9/225	Pasi Petrilainen	D

Rd./	1995	Pos.
1/18	Petr Sykora	C
2/44	Nathan Perrott	RW
3/70	Sergei Vyshedkevich	D
3/78	David Gosselin	RW
4/79	Alyn McCauley	C
4/96	Henrik Rehnberg	D
5/122	Chris Mason	G
6/148	Adam Young	LW
7/174	Richard Rochefort	C
8/200	Frederic Henry	G
9/226	Colin O'Hara	D

Rd./	1994	Pos.
1/25	Vadim Sharifianov	RW
2/51	Patric Elias	LW
3/71	Sheldon Souray	D
4/103	Zdenek Skorpela	LW
5/129	Christian Gosselin	D
6/134	Ryan Smart	C
6/155	Luciano Caravaggio	G
7/181	Jeff Williams	C
8/207	Eric Bertrand	LW

Rd./ 1994 (cont.)

9/23/3	Steve Sullivan	C
10/25/9	Scott Swanjor	G
11/26/9	Mike Hanson	C

Rd./ 1993

Overall Player	Pos.
1/13 Denis Pederson	C
2/32 Jay Pandolfo	LW
2/39 Brendan Morrison	C
3/65 Krzysztof Oliwa	LW
5/110 John Guilestante	RW
6/143 Steve Brule	C
7/169 Nikolai Zavarukhin	D
8/195 Thomas Cullen	D
9/221 Judd Lambert	RW
10/247 Jimmy Provencher	G
11/273 Mike Legg	RW

Rd./ 1992

Overall Player	Pos.
1/18 Jason Smith	D
2/42 Sergei Brylin	C
3/66 Cale Hulse	D
4/90 Vitaly Tomilin	C
4/94 Scott McCabe	D
5/114 Ryan Black	LW
6/138 Daniel Trebil	D
7/162 Gordie Kinneir	D
8/186 Stephane Yelle	D
9/210 Jeff Toms	LW
10/234 Heath Weenk	D
11/258 Vladimir Yakovenko	LW

Rd./ 1991

Overall Player	Pos.
1/3 Scott Niedermayer	D
1/11 Brian Rolston	LW
2/33 Donevan Hextall	LW
3/55 Fredrik Lindqvist	C
4/77 Brad Willner	D
6/121 Curt Regnier	LW
7/143 David Craievich	D
8/165 Paul Wolanski	D
9/187 Dan Reimann	D
11/231 Kevin Riehl	C
12/253 Jason Hehr	D

Rd./ 1990

Overall Player	Pos.
1/20 Martin Brodeur	G
2/24 David Harlock	D
2/29 Chris Gotsziaman	RW
3/53 Michael Dunham	G
3/56 Brad Bombardier	D
4/64 Mike Bodnarchuk	RW
5/95 Dean Malkoc	D
5/104 Petr Kuchyna	RW
6/116 Lubomir Kolnik	D
7/137 Chris McAlpine	D
9/179 Jaroslav Modry	D
10/200 Corey Schwab	G
11/221 Valeri Zelepukin	RW
12/242 Todd Reirden	D

Rd./ 1989

Overall Player	Pos.
1/5 Bill Guerin	RW
1/18 Jason Miller	C
2/26 Jarrod Skalde	C
3/47 Scott Pellerin	LW
5/89 Mike Heinke	G
6/110 David Emma	D
8/152 Sergei Starikov	D
9/173 Andre Faust	C
11/215 Jason Simon	LW
12/236 Peter Larsson	C

Rd./ 1988

Overall Player	Pos.
1/12 Corey Foster	D
2/23 Jeff Christian	LW
3/54 Zdeno Ciger	G
4/65 Matt Ruchty	LW
4/75 Scott Luik	RW
5/96 Chris Nelson	D
6/117 Chad Johnson	D
7/138 Chad Erickson	G
8/159 Bryan LaFort	G
9/180 Sergei Svetlov	RW
10/201 Bob Woods	D
10/207 Alexander Semak	C
11/222 Chuck Hughes	C
12/243 Michael Pohl	G

Rd./ 1987

Overall Player	Pos.
1/2 Brendan Shanahan	RW
2/23 Ricard Persson	D
4/65 Brian Sullivan	RW
5/86 Kevin Dean	D
6/107 Ben Hankinson	LW
7/128 Tom Neziol	RW
8/149 Jim Dowd	C
9/170 John Blessman	D
10/191 Peter Fry	G
11/212 Alain Charland	C

Rd./ 1986

Overall Player	Pos.
1/3 Neil Brady	C
2/24 Todd Copeland	D
3/45 Janne Ojanen	C
3/62 Marc Laniel	D
4/66 Anders Carlsson	C
6/108 Troy Crowder	RW
7/129 Kevin Todd	C
8/150 Ryan Pardooski	RW
9/171 Scott McCormack	D
10/192 Frederic Chabot	D
11/213 John Andersen	LW
12/236 Doug Kirtan	RW

Rd./ 1985

Overall Player	Pos.
1/3 Craig Wolanin	D
2/24 Sean Burke	D
2/32 Eric Weinrich	D
3/45 Myles O'Connor	D
4/66 Gregg Polak	LW

Rd./ 1985 (cont.)

6/108 Bill McMillan	RW
7/129 Kevin Schrader	C
8/150 Ed Krayner	D
9/171 Jamie Huscroft	LW
10/192 Terry Shold	C
11/213 Jamie McKinley	D
12/234 David Williams	D

Rd./ 1984

Overall Player	Pos.
1/2 Kirk Muller	C
2/23 Craig Billington	G
3/44 Neil Davey	D
4/74 Paul Ysebaert	C
5/86 Jon Morris	D
6/107 Kirk McLean	D
7/128 Ian Ferguson	D
8/149 Vladimir Kames	D
9/170 Mike Roth	D
10/191 Mike Peluso	D
11/210 Jarkko Piiparinen	LW
12/231 Chris Kiene	D

Rd./ 1983

Overall Player	Pos.
1/6 John MacLean	RW
2/24 Shawn Evans	D
5/88 Chris Tetteri	D
6/105 Gordon Mark	D
7/125 Greg Evtushevsky	RW
8/145 Viacheslav Fetisov	D
9/165 Jay Ocateau	C
10/185 Alexander Chermnykh	D
11/205 Allan Stewart	LW
12/225 Alexei Kasatonov	D

Rd./ 1982

Overall Player	Pos.
1/8 Rocky Trottier	RW
1/18 Ken Daneyko	D
3/43 Pat Verbeek	C
3/54 Dave Kasper	C
5/85 Scott Brydges	D
7/106 Mike Moher	RW
9/127 Paul Fulcher	LW
8/148 John Hutchings	D
9/169 Alan Hepple	D
10/190 Brent Shaw	RW
10/207 Tony Gilliard	LW
11/211 Scott Fusco	LW
12/232 Dan Dorion	C

SUPPLEMENTAL DRAFT HISTORY**Rd./ 1991**

Overall Player	Pos.
3/17 Rob Kruhla	G

Rd./ 1990

Overall Player	Pos.
3/15 Mike Haviland	RW

Rd./ 1989

Overall Player	Pos.
1/5 C.J. Young	RW
2/10 Mark Romaine	G

Rd./ 1988

Overall Player	Pos.
3/17 Tim Budy	LW

Rd./ 1987

Overall Player	Pos.
1/2 John Walker	LW
2/7 Jeff Madill	RW

Rd./ 1986

Overall Player	Pos.
1/3 Glen Engevik	RW
2/8 Tim Barakett	RW

EXPANSION DRAFT HISTORY**2021**

Player	Pos.	Team
Nate Bastian	RW	to SEA

2017

Player	Pos.	Team
Jon Merrill	D	to VGK

2000

Player	Pos.	Team
Chris Tetteri	G	to Min.
Jeff Williams	C	to CBJ

1999

Player	Pos.	Team
Kevin Dean	D	to Atl.

1998

Player	Pos.	Team
Mike Dunham	G	to Nsh.

1993

Player	Pos.	Team
Alexei Kasatonov	D	to Ana.
Jarrod Skalde	C	to Ana.

1992

Player	Pos.	Team
Brad Shaw	D	to Ott.
Laurie Boschman	C	to Ott.

1991

Player	Pos.	Team
Jeff Madill	RW	to SJ

SEASON OPENING/CLOSING RECORDS

OPENERS	HOME	ROAD	OVERALL
Record	13-3-5	9-7-3	22-10-8
Streaks	1-0-0	0-1-1	0-1-0
CLOSERS	HOME	ROAD	OVERALL
Record	11-9-1	8-9-2	19-18-3
Streaks	0-2-0	1-0-0	1-0-0

SEASON	ENTRY DRAFTS	TRADES/WAIVERS	FREE AGENTS
2016-17 28-40-14, 70 Pts. 8th Place, Metropolitan Division	MICHAEL McLEOD (1st rd./12th overall) JESPER BRATT (6th rd./162nd overall)		
2017-18 44-29-9, 97 Pts. 5th Place, Metropolitan Division 8th Place, Eastern Conference 2nd Wild Card	NICO HIRSCHER (1st rd./1st overall) JESPER BOQVIST (2nd rd./36th overall) GILLES SENN (5th rd./129th overall) AARNE TALVITIE (6th rd./160th overall) YEGOR ZAITSEV (7TH rd./205th overall)		
2018-19 31-41-10, 72 Pts. 8th Place, Metropolitan Division	AKIRA SCHMID (5th rd./136th overall) EETU PAKKILA (7th rd./203rd overall)		
2019-20 28-29-12, 68 Pts. 8th Place, Metropolitan Division	JACK HUGHES (1st rd./1st overall) DANIIL MISYUL (3rd rd./70th overall) GRAEME CLARKE (3rd rd./80th overall) MICHAEL VUKOJEVIC (3rd rd./82nd overall) TYCE THOMPSON (4th rd./96th overall) CASE McCARTHY (4th rd./118th overall) COLE BRADY (5th rd./127th overall) ARSENY GRITSYUK (5th rd./129th overall) NIKOLA PASIC (7th rd./189th overall)	KEVIN BAHAL (from Ari.) NOLAN FOOTE (from TB)	
2020-21 19-30-7, 45 Pts. 7th Place, MassMutual East Division	ALEXANDER HOLTZ (1st rd./7th overall) DAWSON MERCER (1st rd./18th overall) NICO DAWS (3rd rd./84th overall) JAROMIR PYTLIK (4th rd./99th overall) ETHAN EDWARDS (4th rd./120th overall) ARTEM SHLAINE (5th rd./130th overall)	JONAS SIEGENTHALER (from Wsh.)	
2021-22 27-46-9, 63 Pts. 7th Place, Metropolitan Division	LUKE HUGHES (1st rd./4th overall) CHASE STILMAN (1st rd./29th overall) SAMU SALMINEN (3rd rd./68th overall) JAKUB MALEK (4th rd./100th overall) TOPIAS VILEN (5th rd./ 129th overall) VIKTOR HURTIG (6TH rd./ 164th overall) ZAKHAR BARDAKOV (7th rd./ 203rd overall)		DOUGIE HAMILTON (pro f.a.)
2022-23 52-22-8, 112 Pts. 2nd place, Metropolitan Division 2nd Place, Eastern Conference Advanced to Round 2	SIMON NEMEC (1st rd./2nd overall) SEAMUS CASEY (2 rd./46th overall) TYLER BRENNAN (4th rd./102nd overall) DANILL ORLOV (4th rd./110th overall) CHARLES LEDDY (4th rd./ 126th overall) PETR HAUSER (5th rd./ 141st overall) JOSH FILMON (6th rd./166th overall) ARTEM BARABOSHA (7th rd./ 198th overall)	VITEK VANECEK (from WSH) JOHN MARINO (from PIT) ERIK HAULA (from BOS)	ONDREJ PALAT (pro f.a.) BRENDAN SMITH (pro f.a.)
2023-24	LENNI HAMEENAOH (2nd round, 58th overall) CAM SQUIRES (4th round, 122nd overall) CHASE CHESLOCK (5th round, 154th overall) COLE BROWN (6th round, 164th overall) DANIIL KARPOVICH (6th round, 186th overall)	TIMO MEIER (from SJS) SANTERI HATAKKA (from SJS) TIMUR IBRAGIMOV (from SJS) COLIN MILLER (from DAL) TYLER TOFFOLI (from CGY) CURTIS LAZAR (from VAN)	CHRIS TIERNEY (pro f.a.) KYLE CRISCUOLO (pro f.a.) CAL FOOTE (pro f.a.) TOMAS NOSEK (pro f.a.) ERIK KALLGREN (pro f.a.) JUSTIN DOWLING (pro f.a.)

GOALTENDERS (2)

PLAYER	HT	WT	C	PLACE OF BIRTH	DATE	2022-23 CLUB	GP	W	L	OT	GA	SO	GAA
SCHMID, Akira	6'5	205	L	Bern, Swi.	5/12/00	DEVILS, NHL	18	14	9	2	32	1	2.13
						DEVILS/Playoffs	9	4	4	0	18	2	2.35
						Utica, AHL	23	11	7	4	59	2	2.62
VANECEK, Vitek	6'2	184	L	Havlickuv Brod, Czech.	1/9/96	DEVILS, NHL	52	33	11	4	119	3	2.45
						DEVILS/Playoffs	7	1	3	0	21	0	4.64

DEFENSEMEN (7)

PLAYER	HT	WT	S	PLACE OF BIRTH	DATE	2022-23 CLUB	GP	G	A	PTS	PIM
BAHL, Kevin	6'6	230	L	New Westminster, B.C.	6/27/00	DEVILS, NHL	42	2	6	8	35
						DEVILS/Playoffs	11	0	1	1	31
						Utica, AHL	3	0	1	1	2
HAMILTON, Dougie	6'6	230	R	Toronto, Ont.	6/17/93	DEVILS, NHL	82	22	52	74	50
						DEVILS/Playoffs	12	1	3	4	2
HUGHES, Luke	6'2	184	L	Manchester, NH	9/9/03	U. of Michigan, NCAA	39	10	38	49	16
						DEVILS, NHL	2	1	1	2	0
						DEVILS/Playoffs	3	0	2	2	0
MARINO, John	6'1	181	R	North Easton, MA	5/21/97	DEVILS, NHL	64	4	14	18	20
						DEVILS/Playoffs	12	0	4	4	0
MILLER, Colin	6'1	200	R	Sault Ste. Marie, Ont.	10/29/92	Dallas, NHL	79	6	15	21	23
						Dallas/Playoffs	10	0	1	1	2
SIEGENTHALER, Jonas	6'2	218	L	Zurich, Swi.	5/6/97	DEVILS, NHL	80	4	17	21	44
						DEVILS/Playoffs	11	1	2	3	8
						Switzerland, WC	5	2	0	2	0
SMITH, Brendan	6'2	200	L	Mimico, Ont.	2/8/89	DEVILS, NHL	60	0	5	5	63
						DEVILS/Playoffs	3	0	1	1	12

FORWARDS (15)

PLAYER	HT	WT	S	PLACE OF BIRTH	DATE	2022-23 CLUB	GP	G	A	PTS	PIM
BASTIAN, Nathan	6'4	205	R	Kitchener, Ont.	12/6/97	DEVILS, NHL	43	6	9	15	31
						DEVILS/Playoffs	12	1	1	2	16
BRATT, Jesper	5'10	175	L	Stockholm, Swe.	07/30/98	DEVILS, NHL	82	32	41	73	6
						DEVILS/Playoffs	12	1	5	6	4
FOOTE, Nolan	6'3	196	L	Denver, CO	11/29/00	Utica, AHL	55	20	17	37	27
						Utica/Playoffs	1	0	0	0	0
						DEVILS, NHL	6	1	0	1	0
HAULA, Erik	5'11	191	L	Pori, Fin.	3/23/91	DEVILS, NHL	80	14	27	41	47
						DEVILS/Playoffs	12	4	2	6	15
HISCHIER, Nico	6'1	175	L	Brig, Swi.	01/04/99	DEVILS, NHL	81	31	49	80	10
						DEVILS/Playoffs	12	1	6	7	2
						Switzerland, WC	4	1	2	3	0
HOLTZ, Alexander	6'0	195	R	Saltsjo-Boo, Swe.	01/23/02	Utica, AHL	14	6	5	11	4
						Utica/Playoffs	6	0	5	5	0
						DEVILS, NHL	19	3	1	4	8
HUGHES, Jack	5'11	175	L	Orlando, FL	05/14/01	DEVILS, NHL	78	43	56	99	6
						DEVILS/Playoffs	12	6	5	11	2
LAZAR, Curtis	6'0	203	R	Salmon Arm, B.C.	02/02/95	Vancouver, NHL	45	3	2	5	14
						DEVILS, NHL	4	0	0	0	7
						DEVILS/Playoffs	6	1	0	1	2
McLEOD, Michael	6'2	190	R	Mississauga, Ont.	02/03/98	DEVILS, NHL	80	4	22	26	43
						DEVILS/Playoffs	12	2	4	6	15
MEIER, Timo	6'1	220	L	Herisau, Czech.	10/8/96	San Jose, NHL	57	31	21	52	25
						DEVILS, NHL	21	9	5	14	18
						DEVILS/Playoffs	11	2	2	4	22
MERCER, Dawson	6'0	180	R	Carbonear, N.L.	10/27/01	DEVILS, NHL	82	27	29	56	14
						DEVILS/Playoffs	12	3	4	7	2
NOSEK, Tomas	6'3	205	L	Pardubice, Czech.	9/1/92	Boston, NHL	66	7	11	18	48
						Boston/Playoffs	7	0	2	2	0
PALAT, Ondrej	6'0	194	L	Frydek-Mistek, Czech.	03/28/91	DEVILS, NHL	49	8	15	23	6
						DEVILS/Playoffs	12	3	4	7	6
TIERNEY, Chris	6'1	191	L	Keswick, Ont.	7/1/94	Florida, NHL	13	2	1	3	2
						Montreal, NHL	23	1	6	7	4
						Charlotte, AHL	20	3	13	16	10
TOFFOLI, Tyler	6'0	203	R	Scarborough, Ont.	4/24/92	Calgary, NHL	82	34	39	73	28

All players signed to NHL contracts unless indicated.





2022-23 NEW JERSEY DEVILS

SEASON IN REVIEW

 Prudential Center

2022-23 NHL FINAL STANDINGS

METROPOLITAN DIVISION

	GP	W	L	OT	GF	GA	PTS
Carolina*	82	52	21	9	266	213	113
New Jersey*	82	52	22	8	291	226	112
NY Rangers*	82	47	22	13	277	219	107
NY Islanders*	82	42	31	9	243	222	93
Pittsburgh	82	40	31	11	262	264	91
Washington	82	35	37	10	255	265	80
Philadelphia	82	31	38	13	222	277	75
Columbus	81	25	47	9	212	325	59

CENTRAL DIVISION

	GP	W	L	OT	GF	GA	PTS
Dallas*	82	47	21	14	285	218	108
Colorado*	81	50	24	7	276	223	107
Minnesota*	82	46	25	11	246	225	103
Winnipeg*	82	46	33	3	247	225	95
Nashville	81	42	31	8	226	234	92
St. Louis	82	37	38	7	263	301	81
Arizona	82	28	40	14	228	299	70
Chicago	82	26	49	7	204	301	59

ATLANTIC DIVISION

	GP	W	L	OT	GF	GA	PTS
Boston*	82	65	12	5	305	177	135
Toronto*	82	50	21	11	279	222	111
Tampa Bay*	82	46	30	6	283	254	98
Florida*	82	42	32	8	290	273	92
Buffalo	81	41	33	7	291	298	89
Ottawa	82	39	35	8	261	271	86
Detroit	82	35	37	10	240	279	80
Montreal	82	31	45	6	232	307	68

PACIFIC DIVISION

	GP	W	L	OT	GF	GA	PTS
Edmonton*	82	50	23	9	325	260	109
Los Angeles*	82	47	25	10	280	257	104
Seattle*	82	46	28	8	289	256	100
Calgary	82	38	27	17	260	252	93
Vancouver	82	38	37	7	276	298	83
San Jose	82	22	44	16	234	321	60
Anaheim	82	23	47	12	209	338	58

INDIVIDUAL SCORING LEADERS

PLAYER	TEAM	GP	G	A	PTS
CONNOR McDAVID	EDM	82	64	89	153
LEON DRAISAITL	EDM	80	52	76	128
NIKITA KUCHEROV	TBL	82	30	83	113
DAVID PASTRNAK	BOS	82	61	52	113
JASON ROBERTSON	DAL	82	46	63	109

DEFENSEMEN SCORING LEADERS

PLAYER	TEAM	GP	G	A	PTS
ERIK KARLSSON	SJS	82	25	76	101
QUINN HUGHES	VAN	78	7	69	76
JOSH MORRISSEY	WPG	78	16	60	76
DOUGIE HAMILTON	NJD	82	22	52	74
MIRO HEISKANEN	DAL	79	11	62	73

ROOKIE SCORING LEADERS

PLAYER	TEAM	GP	G	A	PTS
MATTY BENIERS	SEA	80	24	33	57
MATIAS MACCELLI	ARI	64	11	38	49
MASON MCTAVISH	ANA	80	17	26	43
WYATT JOHNSTON	DAL	82	24	17	41
KENT JOHNSON	CBJ	78	16	24	40

INDIVIDUAL LEADERS

GOAL SCORING			SHOTS			GOALS AGAINST AVG. (25 GPI)		
MCDavid	EDM	64	PASTRNAK	BOS	407	ULLMARK	BOS	1.89
PASTRNAK	BOS	61	MACKINNON	COL	358	GUSTAVSSON	MIN	2.10
RANTANEN	COL	55	MCDavid	EDM	352	RAANTA	CAR	2.23
DRAISAITL	EDM	52	TKACHUK	OTT	347	SWAYMAN	BOS	2.27
POINT	TBL	51	J. HUGHES	NJD	336	SAMSONOV	TOR	2.33
POWER PLAY GOALS			ASSISTS			WINS		
DRAISAITL	EDM	32	MCDavid	EDM	89	ULLMARK	BOS	40
MCDavid	EDM	21	KUCHEROV	TBL	83	GEORGIEV	COL	39
ZIBANEJAD	NYR	20	SJS	76	HELLEBUYCK	WPG	37	
THOMPSON	BUF	20	DRAISAITL	EDM	76	OETTINGER	DAL	37
POINT	TBL	20	HUGHES	VAN	69	SHESTERKIN	NYR	37
POWER PLAY ASSISTS			SHORT HAND GOALS			SAVE PERCENTAGE (25 GPI)		
MCDavid	EDM	50	MILLER	VAN	5	ULLMARK	BOS	.938
KUCHEROV	TBL	42	PETERSSON	VAN	5	GUSTAVSSON	MIN	.931
NUGENT-HOPKINS	EDM	38	LAFFERTY	CHI	4	SOROKIN	NYI	.924
HEISKANEN	DAL	32	GAUDREAU	MIN	4	SWAYMAN	BOS	.920
HUGHES	VAN	32	GAME DETERMINING GOALS			HELLEBUYCK	WPG	.920
POWER PLAY POINTS			DUCHENE	NSH	4	SHUTOUTS		
MCDavid	EDM	71	PETERSSON	VAN	3	SOROKIN	NYI	6
DRAISAITL	EDM	62	KUZMENKO	VAN	3	OETTINGER	DAL	5
NUGENT-HOPKINS	EDM	53	RODRIGUES	COL	2	GEORGIEV	COL	5
KUCHEROV	TBL	50	SMITH	VGK	2	KUEMPER	WSH	5
ROBERTSON	DAL	41	PLUS/MINUS			SWAYMAN	BOS	4
GAME WINNING GOALS			LINDHOLM	BOS	49			
PASTRNAK	BOS	13	GRZELCYK	BOS	46			
DRAISAITL	EDM	11	CARLO	BOS	44			
MCDavid	EDM	11	PAVELSKI	DAL	42			
SCHIEFELE	WPG	10	TATAR	NJD	41			
HISCHIER	NJD	9	PENALTY MINUTES					
			MARON	TBL	150			
			DESLAURIERS	PHI	136			
			TKACHUK	OTT	126			
			TKACHUK	FLA	123			
			WATSON	OTT	123			

NEW JERSEY DEVILS

52-22-8, 112 PTS, 2ND PLACE METROPOLITAN DIVISION, 3RD PLACE EASTERN CONFERENCE

POS.	NO.	PLAYER	GP	G	A	PTS	+/-	PIM	PP	SH	GW	OT	S	PCTG
D	88	KEVIN BAHL	42	2	6	8	4	35	0	0	0	0	27	7.4
R	14	NATHAN BASTIAN	43	6	9	15	7	31	0	0	1	0	62	9.7
C	70	JESPER BOQVIST	70	10	11	21	8	2	0	0	2	0	67	14.9
L	63	JESPER BRATT	82	32	41	73	14	6	8	0	3	1	212	15.1
L	25	NOLAN FOOTE	6	1	0	1	2	0	0	0	0	0	4	25.0
D	33	RYAN GRAVES	78	8	18	26	34	28	0	0	2	0	141	5.7
D	7	DOUGIE HAMILTON	82	22	52	74	23	50	8	0	7	2	275	8.0
L	56	ERIK HAULA	80	14	27	41	13	47	2	2	0	0	164	8.5
C	13	NICO HISCHIER	81	31	49	80	33	10	7	3	9	2	256	12.1
R	10	ALEXANDER HOLTZ	19	3	1	4	-6	8	2	0	0	0	21	14.3
C	86	JACK HUGHES	78	43	56	99	10	6	9	0	6	1	336	12.8
D	43	LUKE HUGHES	2	1	1	2	0	0	0	0	1	1	2	50.0
L	11	ANDREAS JOHNSON	2	0	0	0	0	0	0	0	0	0	1	0.0
C	42	CURTIS LAZAR	4	0	0	0	-1	7	0	0	0	0	1	0.0
D	6	JOHN MARINO	64	4	14	18	21	20	0	0	0	0	67	6.0
C	20	MICHAEL MCLEOD	80	4	22	26	6	43	0	0	1	0	90	4.4
R	96	TIMO MEIER	21	9	5	14	0	18	4	0	1	0	72	12.5
C	91	DAWSON MERCER	82	27	29	56	22	14	2	1	6	1	161	16.8
D	82	NIKITA OKHOTIUK	10	1	0	1	1	2	0	0	1	0	6	16.7
L	18	ONDREJ PALAT	49	8	15	23	5	6	1	0	1	0	79	10.1
D	28	DAMON SEVERSON	81	7	26	33	9	38	1	1	2	1	102	6.9
C	17	YEGOR SHARANGOVICH	75	13	17	30	-3	16	0	2	2	1	131	9.9
D	71	JONAS SIEGENTHALER	80	4	17	21	27	44	1	0	1	0	84	4.8
D	2	BRENDAN SMITH	60	0	5	5	3	63	0	0	0	0	58	0.0
L	90	TOMAS TATAR	82	20	28	48	41	30	1	0	1	0	153	13.1
R	12	TYCE THOMPSON	2	0	0	0	-1	0	0	0	0	0	1	0.0
L	44	MILES WOOD	76	13	14	27	1	76	2	0	2	0	167	7.8
L	49	FABIAN ZETTERLUND	45	6	14	20	4	6	1	0	1	1	81	7.4

RK	GOALTENDER	GPI	MINS	AVG	W	L	OT	EN	SO	GA	SA	SV%	G	A	PIM
41	VITEK VANECEK	52	2915	2.45	33	11	4	-	3	119	1333	.911	0	3	2
2	MACKENZIE BLACKWOOD	22	1125	3.20	10	6	2	-	0	60	563	.893	0	0	2
7	AKIRA SCHMID*	18	901	2.13	9	5	2	-	1	32	408	.922	0	0	0
NEW JERSEY TOTALS		92	4941	2.59	52	22	8	-	4	211	2304	.908	0	3	4

*Indicates rookie



GOALS/SHOTS BY PERIOD

GOALS BY PERIOD:							SHOTS BY PERIOD:						
	1	2	3	OT/SO	TOTAL	AVG		1	2	3	OT	TOTAL	AVG
NJ	69	106	103	11/2	289	3.52	NJ	847	1022	899	63	2821	707
OPP	67	87	64	4/4	222	2.71	OPP	777	815	688	35	2315	578

2022-23 SEASON

Legend: ND=Devils, BB=Boston, BS=Buffalo, CH=Carolina, CB=Columbus, DR=Detroit, FP=Florida, MC=Montreal, NI=NY Islanders, NR=NY Rangers, OS=Ottawa, PF=Philadelphia, PP=Pittsburgh, TL=Tampa Bay, TM=Toronto, WC=Washington. Standings reflect points after games of date played; 1st & 2nd = 1st place teams in Atlantic & Metropolitan Divisions.

OCT	1ST	2ND	3RD	4TH	5TH	6TH	7TH	8TH	9TH	10TH	11TH	12TH	13TH	14TH	15TH	16TH
11	NR 2	BB 0	BS 0	CH 0	CJ 0	DR 0	FP 0	MC 0	ND 0	NI 0	OS 0	PF 0	PP 0	TM 0	WC 0	TB 0
12	BB 2	CH 2	NR 2	MC 2	BS 0	DR 0	FP 0	MC 0	ND 0	NI 0	OS 0	PF 0	PP 0	TM 0	WC 0	TB 0
13	NR 4	PP 2	BB 2	PF 2	BS2	CH2	FP2	MC2	TM2	DR0	NI0	TL0	ND0	CB0	OS0	WC0
14	CH4	NR4	PP2	BB2	PF2	BS2	DR2	FP2	TL2	TM2	MC2	NI0	ND0	OS0	WC0	CB0
15	PP4	BB4	DR4	PF4	CH4	FP4	NR4	TM4	NI2	BS2	WC2	TL2	MC2	OS0	ND0	CB0
16	PP4	BB4	DR4	PF4	CH4	FP4	NR4	TM4	NI2	BS2	WC2	TL2	MC2	OS0	ND0	CB0
17	BB6	CH6	NR6	PP5	DR5	PF4	FP4	WC4	TM4	MC4	NI2	BS2	TL2	OS0	ND0	CB0
18	CH6	PF6	BB6	NR6	PP5	DR5	NI4	BS4	FP4	WC4	TM4	MC4	OS2	ND2	TL2	CB2
19	CH6	BB6	NR6	PF6	FP6	PP5	DR5	NI4	BS4	WC4	TM4	MC4	OS2	ND2	TL2	CB2
20	BB8	PP7	NR7	BS6	CH6	PF6	FP6	MC6	TM6	DR5	NI4	OS4	ND4	WC4	CB4	TL2
21	BB8	PP7	NR7	FP7	BS6	CH6	PF6	DR6	MC6	TM6	NI4	OS4	ND4	WC4	TL4	CB4
22	BB10	PP9	BS8	PF8	TM8	CH7	NR7	FP7	DR6	OS6	ND6	WC6	TL6	MC6	NI4	CB4
23	BB10	PP9	FP9	BS8	DR8	PF8	TM8	CH7	NR7	OS6	ND6	WC6	TL6	MC6	CB6	NI4
24	BB10	PP9	CH9	FP9	BS8	DR8	OS8	PF8	WC8	TM8	NR7	ND6	TL6	MC6	CB6	NI4
25	BB12	CH9	PP9	FP9	OS8	BS8	PF8	DR8	WC8	ND8	TM8	NR8	TL8	MC6	CB6	NI4
26	BB12	CH9	PP9	FP9	OS8	BS8	PF8	DR8	WC8	ND8	TM8	NR8	TL8	NI6	MC6	CB6
27	BB14	PF10	CH9	PP9	FP9	TM9	BS8	OS8	ND8	DR8	WC8	TL8	MC8	NR8	NI6	CB6
28	BS16	PF10	ND10	CH9	PP9	FP9	TM9	BS8	OS8	DR8	NI8	WC8	TL8	MC8	NR8	CB6
29	BB16	PF11	CH11	FP11	ND10	BS10	DR10	NI10	WC10	TL10	MC10	NR10	PP9	TM9	OS8	CB6
30	BB16	ND12	NR12	PF11	CH11	FP11	BS10	DR10	NI10	WC10	TL10	MC10	TM10	PP9	OS8	CB6
31	BB16	CH13	ND12	BS12	NR12	FP11	FP11	WC11	NI10	TL10	MC10	DR10	TM10	PP9	OS8	CB6

NOV	1ST	2ND	3RD	4TH	5TH	6TH	7TH	8TH	9TH	10TH	11TH	12TH	13TH	14TH	15TH	16TH
1	BB18	ND14	NR14	CH13	BS12	PF12	NI12	TL12	WC12	FP11	DR10	MC10	PP10	TM10	OS8	CB6
2	BB18	ND14	BS14	NR14	CH13	NI12	TL12	PF12	WC12	TM12	FP11	DR10	MC10	PP10	OS8	CB6
3	BB20	ND16	CH15	BS14	NI14	NR14	TL13	FP13	PF12	DR12	TM12	WC12	MC11	PP10	OS8	CB6
4	BB20	CH17	ND16	NI14	BS14	NR14	TL13	FP13	PF12	DR12	TM12	WC12	MC11	PP10	OS8	CB6
5	BB20	ND18	CH17	TL15	DR14	PF14	NI14	BS14	TM14	NR14	FP13	WC12	MC11	PP10	OS8	CB6
6	BB20	ND18	CH17	DR16	TM16	TL15	FP15	NR15	PF14	NI14	BS14	WC12	MC11	PP10	OS8	CB6
7	BB22	ND18	CH17	DR16	NI16	TM16	TL15	FP15	NR15	PF14	BS14	WC14	MC11	PP10	IS8	CB6
8	BB22	ND20	NI18	CH17	DR17	TM17	PF16	TL15	FP15	NR15	BS14	WC14	MC11	PP10	OS8	CB6
9	BB22	ND20	NI18	DR17	CH17	FP17	TM17	PF16	TL15	MC15	NR15	BS14	WC14	PP12	OS8	CB6
10	BB24	ND22	CH19	NI18	FP17	TM17	DR17	NR17	PF16	TL15	MC15	BS14	WC14	PP12	OS9	BS8
11	BB24	ND22	CH19	NI18	FP17	DR17	NR17	TM17	PF16	WC16	TL15	MC15	BS14	PP14	OS9	CB8
12	BB26	ND24	NI20	CH19	TM19	FP17	DR17	MC17	NR17	PF16	WC16	TL15	PP15	BS14	OS11	CB9
13	BB28	ND24	NI20	CH19	TM19	NR19	TL17	FP17	DR17	MC17	PF16	WC16	PP15	BS14	OS11	CB9
14	BB28	ND24	NI22	CH21	TM19	NR19	TL17	FP17	DR17	MC17	PF16	WC16	PP15	BS14	OS11	CB9
15	BB28	ND26	NI22	CH21	TM21	FP19	TL19	NR19	DR18	PF17	MC17	WC16	PP15	BS14	OS11	CB11
16	BB28	ND26	NI22	CH21	TM21	FP19	TL19	NR19	DR18	PF17	MC17	WC16	PP15	BS14	OS13	CB11
17	BB30	ND28	CH22	NI22	TM22	TL21	DR20	NR20	FP19	PP17	PF17	MC17	WC17	BS14	OS13	CB13
18	BB30	ND28	CH22	NI22	TM22	TL21	DR20	NR20	FP19	PP17	PF17	MC17	WC17	BS14	OS13	CB13
19	BB30	ND28	CH22	NI22	TM22	TL21	DR20	NR20	FP19	PP17	PF17	MC17	WC17	BS14	OS13	CB13
20	BB32	ND30	TM24	TL23	CH23	DR22	NI22	NR22	PP21	FP20	MC19	PF18	WC17	CB15	BS14	OS13
21	BB32	ND30	TM24	TL23	CH23	DR22	NI22	NR22	PP21	FP20	MC19	PF18	WC17	CB15	BS14	OS13
22	BB34	ND32	TM25	CH24	NI24	TL23	DR22	NR22	PP21	FP20	MC19	PF18	WC17	CB15	BS14	OS13
23	BB34	ND32	TM25	CH24	NI24	NR24	TL23	DR22	PP21	FP20	MC19	PF18	WC17	BS16	CB15	OS13
24	BB34	ND32	TM27	NI26	DR24	CH24	NR24	TL23	PP23	FP22	MC21	PF19	WC19	BS18	CB15	OS13
25	BB34	ND32	TM27	NI26	DR24	CH24	NR24	TL23	PP23	FP22	MC21	PF19	WC19	BS18	CB15	OS13
26	BB36	ND34	TM29	NI28	DR26	TL25	PP25	NR24	MC23	FP22	WC21	PF19	BS18	OS15	CB15	OS13
27	BB36	ND36	TM31	NI30	CH27	DR26	TL25	PP25	NR24	FP23	MC23	WC21	PF19	BS18	OS17	CB15
28	BB36	ND36	TM31	NI30	CH27	DR26	TL25	PP25	NR24	FP23	MC23	WC21	PF19	BS18	OS17	CB15
29	ND38	BB36	TM33	NI30	TL27	CH27	DR26	PP25	FP24	NR24	MC23	WC21	BS19	PF19	OS17	CB16
30	BB38	ND38	TM33	NI30	CH29	TL27	DR26	PP26	NR24	FP24	MC23	WC23	PF21	BS19	OS17	CB16

DEC	1ST	2ND	3RD	4TH	5TH	6TH	7TH	8TH	9TH	10TH	11TH	12TH	13TH	14TH	15TH	16TH
1	BB38	ND38	TM35	NI30	CH29	TL27	DR27	PP26	NR26	FP24	MC23	WC23	BS21	PF21	OS17	CB16
2	ND39	BB38	TM35	CH31	NI30	TL29	PP28	DR27	NR26	FP26	MC25	WC24	BS21	PF21	OS17	CB16
3	ND39	BB38	TM35	CH31	NI30	TL29	PP28	DR27	NR27	FP26	MC25	WC24	BS21	PF21	OS19	CB18
4	ND41	BB40	TM36	CH33	TL31	NI30	PP30	FP28	DR27	NR27	MC25	WC24	OS21	BS21	PF21	CB18
5	ND41	BB40	TM36	CH33	NI32	TL31	PP30	DR29	FP28	NR27	MC25	WC24	BS23	OS21	PF21	CB18
6	BB41	ND41	TM36	CH33	NI32	TL31	PP30	DR29	NR29	FP28	MC26	WC26	BS23	PF23	OS21	CB18
7	BB43	ND43	TM38	CH34	PP32	NI32	DR31	TL31	NR31	FP28	MC28	WC28	BS25	PF23	OS21	CB18
8	BB43	ND43	TM40	CH34	TL33	PP32	NI32	DR31	NR31	FP30	MC28	WC28	BS25	PF23	OS22	CB18
9	BB43	ND43	TM40	CH34	TL33	PP32	NI32	DR31	NR31	FP30	MC28	WC28	BS25	PF23	OS22	CB18
10	BB43	ND43	TM42	CH36	PP36	TL35	NI34	NR33	DR32	FP30	WC30	MC28	BS26	OS24	PF24	CB20
11	BB43	ND43	TM42	CH36	PP36	TL35	NI34	NR33	DR32	WC30	FP30	MC28	BS26	OS24	PF24	CB22
12	BB45	ND43	TM42	CH36	PP36	TL35	NI34	NR33	DR32	WC32	FP30	MC28	BS26	PF25	OS24	CB22
13	BB45	ND44	TM42	PP38	CH36	TL35	NR35	NI34	DR32	WC32	MC30	FP30	OS26	BS26	PF25	CB22
14	BB47	ND44	TM44	CH38	PP38	TL37	NI35	NR35	WC34	DR32	FP32	MC30	BS28	OS26	PF25	CB22
15	BB47	ND44	TM44	CH38	PP38	TL37	NI35	NR35	WC34	DR32	FP32	MC30	OS28	BS28	PF25	CB22
16	BB48	ND44	TM44	CH40	PP40	TL39	NR37	NI35	WC34	DR32	FP32	BS30	MC30	OS28	PF27	CB22
17	BB48	ND44	TM44	CH40	PP40	TL39	NR37	NI35	WC34	DR32	FP32	BS30	MC30	OS28	PF27	CB22
18	BB50	ND44	TM44	CH42	TL41	PP40	NR39	NI37	WC36	FP34	DR32	BS32	OS30	MC30	PF27	CB22
19	BB50	ND44	CH44	TM44	TL41	NR41	PP40	NI37	WC36	FP34	DR32	BS32	OS30	MC30	PF27	CB22
20	BB52	ND44	CH44	TM44	TL41	NR41	PP40	NI38	WC38	BS34	FP34	DR33	MC32	OS30	PF27	CB22
21	BB52	CH46	TM46	ND44	PP42	TL41	NR41	NI38	WC38	BS34	FP34	DR33	MC32	OS30	PF29	CB22
22	BB52	CH46	ND46	TM46	PP42	TL41	NR41	NI38	WC38	DR35	BS34	FP34	MC33	OS30	PF29	CB22
23	BB54	CH48	TM48	ND46	PP43	NR43	TL41	WC40	NI38	DR35	BS34	FP34	MC33	OS31	PF29	CB22
24	BB56	CH50	TM48	ND46	PP43	NR43	WC42	TL41	NI40	DR35	BS34	FP34	MC33	OS31	PF29	CB22
25	BB56	CH50	TM48	ND46	PP43	NR43	WC42	TL41	NI40	DR35	BS34	FP34	MC33	OS31	PF29	CB22
26	BB56	CH50	TM48	ND46	PP43	NR43	WC42	TL41	NI40	DR35	BS34	FP34	MC33	OS31	PF29	CB22
27	BB56	CH52	TM48	ND46	WC44	PP43	NR43	TL41	NI40	DR35	BS34	FP34	MC33	OS31	PF29	CB22
28	BB57	CH52	TM50	ND46	WC44	PP43	NR43	NI42	TL41	DR35	BS34	FP34	OS33	MC33	PF29	CB22
29	BB59	CH52	TM50	ND56	PP44	WC44	TL43	NR43	NI42	DR37	BS34	FP34	OS33	MC33	PF29	CB22
30	BB59	CH52	TM50	ND46	TL45	WC45	PP44	NI44	NR44	DR37	BS36	FP36	OS36	MC33	PF31	CB22
31	BB59	CH52	TM50	ND46	TL45	WC45	PP44	NI44	NR44	DR37	BS36	FP36	OS35	MC33	PF31	CB22

JAN	1ST	2ND	3RD	4TH	5TH	6TH	7TH	8TH	9TH	10TH	11TH	12TH	13TH	14TH	15TH	16TH
1	BB60	CH54	TM52	ND48	TL47	WC47	PP44	NI44	NR44	DR39	BS38	FP36	OS35	PF33	MC33	CB24
2	BB60	CH56	TM52	ND49	TL47	WC47	NR46	PP44	NI44	DR39	BS38	OS37	FP36	PF33	MC33	24
3	BB62	CH56	TM52	ND49	TL47	WC47	NR46	PP46	NI44	DR39	BS38	OS37	FP36	PF35	MC33	CB24
4	BB62	CH56	TM53	TL49	ND49	NR48	WC48	NI46	PP44	BS40	DR39	OS39	FP38	PF35	MC33	CB24
5	BB62	CH56	TM53	ND51	NR49	NR48	WC48	NI46	PP44	BS40	DR39	OS39	FP38	PF35	MC33	CB24
6	BB64	CH56	TM53	ND51	NR50	WC50	TL49	NI46	PP44	BS40	DR39	OS39	OS39	FP38	MC33	CB24
7	BB64	CH56	TM53	ND51	NR50	WC50	TL49	NI46	PP44	BS40	FP40	DR39	OS39	PF37	MC33	CB24
8	BB66	CH57	TM55	ND53	NR51	WC50	TL49	NI46	PP44	BS42	FP40	DR39	OS39	PF37	MC35	CB26
9	BB68	CH57	TM57	ND53	WC52	NR51	TL49	PP46	NI46	BS42	FP40	DR39	OS39	PF37	MC35	CB26
10	BB68	CH57	TM57	ND53	WC52	NR51	TL49	PP46	NI46	BS42	FP40	DR39	OS39	PF39	MC35	CB26
11	BB68	TM57	CH57	ND55	NR53	WC52	TL51	PP48	NI47	BS42	FP42	DR41	OS39	PF39	MC35	CB26
12	BB68	TM59	CH57	ND55	NR53	WC52	TL51	PP48	NI47	BS42	FP42	DR41	PF41	OS39	MC35	CB26
13	BB68	CH59	TM59	ND55	NR55	TL53	WC52	PP48	NI47	DR43	BS42	FP42	OS41	PF41	MC37	CB26
14	BB68	CH59	TM59	ND57	NR55	TL53	WC52	PP48	NI47	DR43	BS42	FP42	OS41	PF41	MC37	CB26
15	BB70	CH61	ND59	TM59	TL55	NR55	WC52	NI49	PP48	BS44	FP44	DR43	PF43	OS41	MC37	CB28
16	BB70	CH62	ND59	TM59	TL55	NR55	WC52	NI49	PP48	BS44	FP44	DR43	PF43	OS41	MC39	CB28
17	BB72	CH62	ND61	TM59	TL57	NR57	WC54	PP50	NI50	FP46	BS44	DR43	PF43	OS41	MC39	CB28
18	BB72	CH62	ND61	TM61	TL57	NR57	WC54	PP50	NI50	FP47	BS45	PF45	DR44	OS41	MC41	CB28
19	BB74	CH62	ND61	TM61	TL59	NR57	WC54	PP51	NI50	FP47	BS45	PF45	DR44	OS43	MC41	CB28
20	BB76	CH64	TM63	ND61	TL59	NR57	WC54	PP51	NI51	FP49	BS47	PF45	DR44	OS43	MC41	CB28
21	BB76	CH64	TM63	ND62	TL59	NR57	WC56	PP53	NI51	FP49	BS47	DR46	PF45	OS43	MC41	CB28
22	BB76	CH66	TM64	ND62	TL59	NR57	WC56	PP53	FP51	NI51	BS49	PF47	DR46	OS43	MC43	CB30
23	BB78	CH66	TM64	TM64	TL59	NR57	WC56	PP54	FP51	NI51	BS49	PF47	DR46	OS43	MC43	CB30
24	BB78	CH66	TM66	ND64	TL59	NR59	WC56	PP54	BS51	FP51	NI51	PF47	DR46	OS43	MC43	CB31
25	BB80	CH66	NJ66	TM66	TL61	NR59	PP56	WC56	BS53	FP52	NI51	DR48	PF48	OS43	MC43	CB31
26	BB80	CH66	TM68	ND66	TL61	NR60	PP56	WC56	BS53	FP52	NI51	DR48	PF48	OS45	MC43	CB31
27	BB80	CH68	TM68	ND66	TL63	NR60	WC58	PP57	BS55	FP52	NI51	DR50	PF49	OS45	MC44	CB33
28	BB80	CH70	ND68	TM68	TL63	NR62	WC58	PP57	BS55	NI53	FP52	DR50	PF49	OS47	MC44	CB33
29	BB81	CH70	ND68	TM68	TL63	NR62	WC58	PP57	BS56	NI55	FP54	PF51	DR50	OS49	MC44	CB33
30	BB81	CH72	TM70	ND68	TL65	NR62	WC58	PP57	BS56	NI55	FP54	PF51	DR50	OS49	MC44	CB33
31	BB81	CH72	TM70	ND68	TL65	NR62	WC58	PP57	BS56	NI55	FP54	PF51	DR50	OS49	MC44	CB33

2022-23 SEASON (CONT.)

Legend: ND=Devils, BB=Boston, BS=Buffalo, CH=Carolina, CB=Columbus, DR=Detroit, FP=Florida, MC=Montreal, NI=NY Islanders, NR=NY Rangers, OS=Ottawa, PF=Philadelphia, PP=Pittsburgh, TL=Tampa Bay, TM=Toronto, WC=Washington. Standings reflect points after games of date played; 1st & 2nd = 1st place teams in Atlantic & Metropolitan Divisions.

FEB	1ST	2ND	3RD	4TH	5TH	6TH	7TH	8TH	9TH	10TH	11TH	12TH	13TH	14TH	15TH	16TH
1	BB81	CH74	TM70	ND68	TL65	NR62	WC60	PP57	BS56	NI55	FP54	OS51	PF51	DR50	MC44	CB34
2	BB83	CH76	TM70	ND68	TL65	NR62	WC60	PP57	BS56	NI55	FP54	OS51	PF51	DR50	MC44	CB34
3	BB83	CH76	TM70	ND68	TL65	NR62	WC60	PP57	BS56	NI55	FP54	OS51	PF51	DR50	MC44	CB34
4	BB83	CH76	TM70	ND68	TL65	NR62	WC60	PP57	BS56	NI55	FP54	OS51	PF51	DR50	MC44	CB34
5	BB83	CH76	TM70	ND68	TL65	NR62	WC60	PP57	BS56	NI55	FP54	OS51	PF51	DR50	MC44	CB34
6	BB83	CH76	TM70	ND68	TL65	NR62	WC60	PP57	BS56	NI55	FP54	OS51	PF51	DR50	MC44	CB34
7	BB83	CH76	ND70	TM70	TL65	NR64	WC60	PP57	NI57	BS56	FP56	OS51	PF51	DR50	MC44	CB34
8	BB83	CH76	ND70	TM70	TL66	NR64	WC60	PP59	NI59	BS56	FP56	OS51	PF51	DR50	MC44	CB34
9	BB83	CH76	ND70	TM70	TL66	NR66	WC60	PP59	NI59	BS56	FP56	OS51	PF51	DR50	MC44	CB34
10	BB83	CH76	ND72	TM72	TL68	NR68	PP61	WC60	NI59	BS56	FP56	OS51	DR52	OS51	MC44	CB34
11	BB83	CH76	ND72	TM72	TL68	NR68	PP61	WC60	NI59	FP58	BS56	PF53	DR52	OS51	MC44	CB34
12	BB83	CH76	ND73	TM72	TL70	NR70	WC62	PP61	NI60	FP58	BS56	DR54	PF54	OS51	MC46	CB36
13	BB83	CH76	ND73	TM72	TL70	NR70	WC62	PP61	NI60	FP58	BS56	DR54	PF54	OS51	MC48	CB36
14	BB83	CH76	ND73	TM72	TL70	NR70	WC62	PP61	FP60	NI60	BS56	DR56	PF54	OS53	MC48	CB36
15	BB85	CH78	ND75	TL72	TM72	NR70	PP63	WC62	NI61	FP60	BS56	DR56	OS55	PF54	MC50	CB36
16	BB85	CH78	ND75	TM74	TL73	NR72	PP63	WC62	NI61	FP60	BS58	DR58	OS55	PF54	MC50	CB36
17	BB87	CH80	ND75	TM74	TL73	NR72	PP63	WC62	FP62	NI61	DR60	BS58	OS55	PF54	MC50	CB38
18	BB87	CH80	ND75	TM74	NR74	TL73	PP63	NI63	WC62	FP62	DR60	BS58	OS56	PF54	MC50	CB38
19	BB89	CH82	ND77	TM76	NR75	TL73	PP63	NI63	WC62	FP62	BS60	DR60	OS56	PF54	MC50	CB40
20	BB89	CH82	ND79	TM76	NR75	TL73	PP63	NI63	WC62	FP62	BS60	DR60	OS58	PF54	MC50	CB41
21	BB91	CH82	ND79	TM76	NR75	TL73	NI65	FP64	PP63	WC62	BS60	DR60	OS58	PF56	MC50	CB41
22	BB91	CH84	ND79	TM78	TL75	NR75	NI65	FP64	PP63	DR62	WC62	BS60	OS58	PF56	MC52	CB41
23	BB91	CH84	ND79	TM78	TL75	NR75	NI67	FP64	PP63	DR62	WC62	BS60	OS58	PF56	MC52	CB41
24	BB93	CH84	ND81	TM78	TL76	NR75	NI67	DR64	FP64	PP63	BS62	WC62	OS58	PF56	MC52	CB41
25	BB93	CH86	ND81	TM80	TL76	NR75	NI67	BS64	DR64	FP64	PP63	WC62	OS58	PF56	MC54	CB41
26	BB95	CH86	ND83	TM80	TL78	NR75	NI67	BS66	PP65	DR64	FP64	WC64	OS60	PF56	MC54	CB43
27	BB95	CH86	ND83	TM82	TL78	NR77	NI69	PP67	BS66	DR64	FP64	WC64	OS60	PF56	MC54	CB44
28	BB97	CH86	ND83	TM82	TL78	NR77	NI69	PP67	BS66	DR64	FP64	WC64	OS62	PF56	MC54	CB44

MAR	1ST	2ND	3RD	4TH	5TH	6TH	7TH	8TH	9TH	10TH	11TH	12TH	13TH	14TH	15TH	16TH
1	BB99	CH86	ND83	TM82	TL78	NR77	NI70	PP69	BS66	FP66	OS64	DR64	WC64	MC56	PF56	CB46
2	BB99	CH86	ND85	TM82	NR79	TL78	NI70	PP69	BS66	FP66	WC66	OS64	DR64	PF57	MC56	CB46
3	BB101	CH86	ND85	TM84	TL79	NR79	PP71	NI70	BS66	OS66	FP66	WC66	DR65	PF57	MC56	CB46
4	BB101	CH88	ND86	TM84	TL79	NR79	PP71	NI70	BS66	OS66	FP66	WC66	DR65	PF57	MC56	CB46
5	BB103	CH88	ND86	TM84	TL79	NR79	NI72	PP71	BS68	OS68	FP68	WC68	DR65	PF57	MC56	CB46
6	BB103	CH90	ND88	TM84	TL79	NR79	NI72	PP71	BS68	OS68	FP68	WC68	DR65	PF59	MC56	CB46
7	BB103	CH90	ND88	TM84	TL79	NR79	NI72	PP71	BS68	OS68	FP68	WC68	DR65	PF59	MC56	CB46
8	BB103	CH93	ND88	TM86	TL81	NR79	NI74	PP73	FP70	OS68	BS68	WC68	DR65	PF59	MC57	CB47
9	BB103	CH92	ND88	TM86	TL81	NR79	NI74	PP73	FP70	OS68	BS68	WC68	DR67	PF59	MC57	CB47
10	BB103	CH94	ND90	TM86	TL82	NR81	NI76	PP74	OS70	FP70	WC69	BS68	DR67	PF59	MC58	CB47
11	BB103	CH94	ND90	TM86	TL82	NR81	NI76	PP74	FP72	OS70	WC69	BS68	DR67	PF59	MC58	CB47
12	BB105	CH94	ND92	TM88	TL84	NR83	PP76	NI76	FP73	WC71	OS70	BS69	DR67	PF59	MC58	CB47
13	BB105	CH94	ND94	TM88	NR84	TL84	PP78	NI76	FP73	WC71	OS70	BS69	DR69	PF59	MC58	CB47
14	BB105	CH94	ND94	TM88	NR84	TL84	PP78	NI76	FP73	BS71	WC71	OS70	DR69	PF59	MC58	CB47
15	BB105	CH96	ND94	TM88	NR86	TL86	PP78	NI76	FP73	BS71	WC71	OS70	DR69	MC60	PF59	CB49
16	BB105	CH96	ND94	TM89	NR86	TL86	PP78	NI78	FP73	WC73	BS72	OS70	DR69	MC60	PF59	CB49
17	BB107	CH96	ND95	TM89	NR88	TL88	PP78	NI78	FP75	WC73	BS72	OS70	DR69	MC60	PF59	CB49
18	BB107	CH96	ND95	TM91	NR88	TL88	PP78	NI78	FP75	WC73	BS72	OS70	DR69	PF61	MC60	CB49
19	BB109	CH98	ND95	TM93	NR90	TL90	NI80	PP78	FP77	WC73	BS72	OS71	DR69	PF62	MC60	CB49
20	BB111	CH98	ND97	TM93	NR92	TL90	NI80	PP78	FP77	WC73	BS72	OS71	DR69	PF62	MC60	CB49
21	BB111	CH98	ND97	TM93	NR92	TL90	NI80	FP79	PP78	OS73	WC73	BS72	DR69	PF62	MC60	CB49
22	BB113	CH100	ND98	TM93	NR92	TL90	NI82	FP79	PP78	WC74	OS73	BS72	DR71	PF64	MC62	CB51
23	BB113	CH100	ND98	TM93	NR92	TL90	NI82	FP79	PP78	WC74	OS73	BS72	DR71	PF64	MC62	CB51
24	BB115	CH100	ND98	TM95	NR94	TL90	NI82	PP80	FP79	WC76	OS75	BS72	DR71	PF66	MC62	CB51
25	BB115	CH100	ND98	TM95	NR94	TL90	NI83	PP80	FP79	WC76	OS75	BS74	DR71	PF66	MC62	CB53
26	BB117	CH102	ND100	NR96	TM95	TL90	NI83	PP82	FP79	BS76	WC76	OS75	DR71	PF68	MC64	CB53
27	BB119	CH103	ND100	TM97	NR96	TL90	NI83	PP82	FP79	BS76	WC76	OS75	DR71	PF68	MC64	CB53
28	BB119	CH103	ND100	TM97	NR96	TL90	NI85	PP82	FP82	BS77	OS77	WC76	DR71	PF68	MC66	CB53
29	BB119	CH103	ND100	NR98	TM97	TL92	NI85	PP82	FP79	BS77	OS77	WC76	DR73	PF70	MC66	CB53
30	BB119	CH103	ND100	TM98	NR98	TL92	NI87	PP82	FP81	BS77	OS77	WC77	DR73	PF70	MC66	CB53
31	BB121	CH103	ND102	TM98	NR98	TL94	NI87	PP84	FP83	OS79	BS77	WC77	DR75	PF71	MC66	CB54

APR	1ST	2ND	3RD	4TH	5TH	6TH	7TH	8TH	9TH	10TH	11TH	12TH	13TH	14TH	15TH	16TH
1	BB121	CH103	ND102	NR99	TM98	TL94	NI87	PP84	FP83	BS79	OS79	WC77	DR75	PF71	MC66	CB54
2	BB123	CH105	ND104	TM100	NR99	TL96	NI87	FP85	PP84	BS81	OS79	WC77	DR75	PF71	MC66	C54
3	BB125	CH107	ND104	NR101	TM100	TL96	NI87	PP86	FP85	BS81	OS80	DR77	WC77	PF71	MC66	CB56
4	BB125	CH107	ND104	NR101	TM100	TL96	NI87	PP86	FP85	BS81	OS80	DR77	WC77	PF71	MC66	CB56
5	BB125	CH109	ND106	TM102	NR101	TL96	FP87	NI87	PP86	BS81	OS81	DR79	WC77	PF71	MC66	CB56
6	BB125	CH109	ND106	NR103	TM102	TL96	FP87	NI87	PP86	BS81	OS81	DR79	WC77	PF71	MC66	CB56
7	BB127	CH109	ND108	NR104	TM103	TL96	FP89	NI89	PP88	BS83	OS81	DR80	WC77	PF71	MC68	CH56
8	BB127	CH109	ND108	NR104	TM103	TL96	FP89	NI89	PP88	BS83	OS81	DR80	WC77	PF71	MC68	CH56
9	BB129	CH109	ND108	NR106	TM105	TL96	FP91	NI91	PP90	BS85	OS83	DR80	WC77	PF71	MC68	CH56
10	BB131	CH109	ND108	NR106	TM105	TL96	FP91	NI91	PP90	BS85	OS83	DR80	WC77	PF71	MC68	CB56
11	BB131	CH109	ND108	TM107	NR107	TL96	FP92	NI91	PP90	BS87	OS85	DR80	WC79	PF71	MC68	CB56
12	BB133	CH111	ND110	TM109	NR107	TL96	FP92	NI91	PP90	BS87	OS85	DR80	WC79	PF73	MC68	CB57
13	BB133	CH111	ND110	TM109	NR107	TL96	NI93	FP92	PP90	BS87	OS85	DR80	WC79	PF73	MC68	CB57
14	BB135	CH113	ND112	TM111	NR107	TL98	NI93	FP92	PP91	BS89	OS86	DR80	WC80	PF75	MC68	CB59

#	Date	Team	W-L-OT	Record	GF-GA	Scorers	W Goal	PP	PK	SF-SA	W-L Glidr.	Attend.
* = Overtime, ** = Shootout, + = Sellout												
1	10/13/2022	@ Philadelphia Flyers	L	0-1-0	2-5	10p,28	48	1-3	2-3	37-25	79 / 29	19107
2	10/15/2022	Detroit Red Wings	L	0-2-0	2-5	7:44	57	0-3	4-4	39-22	39 / 41	16514+
3	10/18/2022	Anaheim Ducks	W	1-2-0	4-2	18,13,7,91	7	0-3	4-4	41-20	29 / 41	10130
4	10/20/2022	@ New York Islanders	W	2-2-0	4-1	86,18,18,13	18	0-3	2-2	43-17	29 / 30	16046
5	10/22/2022	San Jose Sharks	W	3-2-0	2-1	17,91p	91	1-3	2-2	36-22	29 / 36	11037
6	10/24/2022	Washington Capitals	L	3-3-0	3-6	14,90,63	8	0-4	2-3	41-22	79 / 29	11405
7	10/25/2022	@ Detroit Red Wings	W	4-3-0	6-2	91,86,63p,17s,13,63	63	1-1	3-3	41-22	41 / 39	16546
8	10/28/2022	Colorado Avalanche	W	5-3-0	1-0	86p	86	1-3	6-6	23-24	41 / 39	12502
9	10/30/2022	Columbus Blue Jackets	W	6-3-0	7-1	49,13,33,6,71p,63,44	13	1-3	2-2	53-21	41 / 90	11547
10	11/01/2022	@ Vancouver Canucks	W	7-3-0	5-2	13p,20,91s,17,86	91	1-1	3-5	37-23	29 / 35	18548
11	11/03/2022	@ Edmonton Oilers	W	8-3-0	4-3	44,44,33,63	63	0-3	1-2	43-37	41 / 74	17021
12	11/05/2022	@ Calgary Flames	W*	9-3-0	4-3	14,49,44,48p	49	1-5	2-2	35-30	41 / 25	17386
13	11/08/2022	Calgary Flames	W	10-3-0	3-2	33,7p,13	13	1-5	2-4	20-35	41 / 25	13086
14	11/10/2022	Ottawa Senators	W*	11-3-0	4-3	90,13,44,13p	13	1-3	3-4	41-28	40 / 31	13806
15	11/12/2022	Arizona Coyotes	W	12-3-0	4-2	90,86,70,7p	70	1-8	2-4	26-18	40 / 70	16514+
16	11/15/2022	@ Montreal Canadiens	W	13-3-0	5-1	86p,7,86,63,6	7	1-2	2-2	39-26	41 / 34	20753
17	11/17/2022	@ Toronto Maple Leafs	W*	14-3-0	3-2	63,13,17	17	0-2	4-5	33-27	41 / 30	18189
18	11/19/2022	@ Ottawa Senators	W	15-3-0	5-1	56p,14,70,17s,20	14	1-4	2-2	36-26	40 / 31	18881+
19	11/21/2022	Edmonton Oilers	W	16-3-0	5-2	63p,91,28,90,17	28	1-3	3-4	28-30	41 / 74	16514+
20	11/23/2022	Toronto Maple Leafs	L	16-4-0	1-2	7	29	0-3	4-4	35-20	30 / 41	16514+
21	11/25/2022	@ Buffalo Sabres	W	17-4-0	3-1	86,70,90	70	0-1	1-1	44-34	40 / 41	16727
22	11/26/2022	Washington Capitals	W	18-4-0	5-1	13p,86,86,86,49	86	1-3	3-4	29-38	41 / 79	16514+
23	11/28/2022	@ New York Rangers	W	19-4-0	5-3	90,17,86,20,17	20	0-3	4-5	38-38	41 / 31	17928
24	12/01/2022	Nashville Predators	O*	19-4-1	3-4	88,63p,10p	92	2-5	1-1	28-24	74 / 41	14071
25	12/03/2022	@ Philadelphia Flyers	W	20-4-1	3-2	49,91,86	86	0-3	2-3	18-33	40 / 79	18427
26	12/06/2022	Chicago Blackhawks	W	21-4-1	3-0	7,13,63p	7	1-2	3-3	29-24	41 / 40	13071
27	12/09/2022	New York Islanders	L	21-5-1	4-6	13p,91,90,86	29	1-3	3-4	29-32	40 / 40	16514+
28	12/12/2022	@ New York Rangers	O*	21-5-2	3-4	13,91,86	72	0-2	1-2	29-23	31 / 41	18006+
29	12/13/2022	Dallas Stars	L	21-6-2	1-4	44	24	0-2	1-1	36-32	41 / 40	13114
30	12/15/2022	Philadelphia Flyers	L	21-7-2	1-2	86p	11	1-3	4-5	49-24	79 / 41	14137
31	12/17/2022	Florida Panthers	L	21-8-2	2-4	6,86	13	0-3	1-2	32-29	72 / 40	15082
32	12/20/2022	@ Carolina Hurricanes	L	21-9-2	1-4	86	11	0-4	4-4	38-20	52 / 41	18880+
33	12/21/2022	@ Florida Panthers	W	22-9-2	4-2	63p,63,17,90	17	1-3	0-1	33-36	29 / 72	17073
34	12/23/2022	Boston Bruins	L	22-10-2	3-4	86p,90,17	74	1-2	1-1	40-23	35 / 29	16514+
35	12/28/2022	Boston Bruins	L	22-11-2	1-3	13	37	0-2	3-3	31-27	35 / 41	16514+
36	12/30/2022	@ Pittsburgh Penguins	W	23-11-2	4-2	86p,7,1s,86	13	1-6	9-9	28-27	41 / 35	18387+
37	01/01/2023	Carolina Hurricanes	O**	23-11-3	4-5	86,63,13,63	0	0-3	3-4	28-47	32 / 29	16514+
38	01/04/2023	@ Detroit Red Wings	W	24-11-3	5-1	7p,13p,20,10,86	13	2-3	1-2	27-33	41 / 35	19515+
39	01/05/2023	St. Louis Blues	L	24-12-3	3-5	86,86,13p	18	1-4	1-2	39-19	50 / 40	15561
40	01/07/2023	New York Rangers	W*	25-12-3	4-3	86,63p,86,28	28	1-4	2-2	43-34	41 / 31	16514+
41	01/10/2023	@ Carolina Hurricanes	W	26-12-3	5-3	71,91,70,91,13	91	0-4	3-3	22-28	41 / 52	18092
42	01/13/2023	@ Anaheim Ducks	W	27-12-3	6-2	7,63,86p,63,70,86	86	1-2	3-4	39-33	41 / 36	16167

#	Date	Team	W-L-OT	Record	GF-GA	Scorers	W Goal	PP	PK	SF-SA	W-L Gltr.	Attend.
43	01/14/2023	@ Los Angeles Kings	W	28-12-3	5-2	9bp,56,82,33,63	82	1-3	2-4	28-37	29 / 32	18230+
44	01/16/2023	@ San Jose Sharks	W**	29-12-3	4-3	33,13,86	0	0-1	2-3	41-32	41 / 47	13293
45	01/19/2023	@ Seattle Kraken	O*	29-12-4	3-4	28,56s,13	95	0-1	1-1	30-40	30 / 29	17151+
46	01/22/2023	Pittsburgh Penguins	W*	30-12-4	2-1	86,7p	7	1-2	2-2	25-26	41 / 35	16514+
47	01/24/2023	Vegas Golden Knights	W*	31-12-4	3-2	18,7,7p	7	1-1	3-3	36-30	41 / 36	16086
48	01/26/2023	@ Nashville Predators	L	31-13-4	4-6	63,17,86,91	9	0-2	1-2	39-41	74 / 29	17164+
49	01/27/2023	@ Dallas Stars	W*	32-13-4	3-2	86,44,86	86	0-3	3-4	29-35	41 / 29	18532
50	02/06/2023	Vancouver Canucks	W*	33-13-4	5-4	86,18,18,86,63p	63	1-4	1-1	34-30	41 / 60	14630
51	02/09/2023	Seattle Kraken	W	34-13-4	3-1	7p,7p,6	7	2-4	3-3	27-34	29 / 31	16697
52	02/11/2023	@ Minnesota Wild	O**	34-13-5	2-3	90,9p	0	0-2	2-3	29-24	32 / 41	19065+
53	02/14/2023	@ Columbus Blue Jackets	W	35-13-5	3-2	17,63,33	33	0-2	2-3	32-33	41 / 90	15840
54	02/16/2023	@ St. Louis Blues	L	35-14-5	2-4	91,56	25	0-1	2-3	36-35	50 / 29	18096+
55	02/18/2023	@ Pittsburgh Penguins	W	36-14-5	5-2	91,7p,13s,63,13	13	1-3	4-5	43-31	41 / 40	18427+
56	02/19/2023	Winnipeg Jets	W	37-14-5	4-2	91,49,44,91	44	0-2	3-3	29-25	29 / 37	16514+
57	02/21/2023	Montreal Canadiens	L	37-15-5	2-5	63,9,1p	14	1-3	2-2	40-18	35 / 41	14854
58	02/23/2023	Los Angeles Kings	W*	38-15-5	4-3	90,91,13,91	91	0-4	1-1	32-22	41 / 29	15397
59	02/25/2023	Philadelphia Flyers	W	39-15-5	7-0	71,86,91,13,7,63,14	71	0-1	2-2	36-23	40 / 33	16514+
60	03/01/2023	@ Colorado Avalanche	W	40-15-5	7-5	18,14,90,7,44p,91,13	91	1-2	1-1	29-31	41 / 60	18131+
61	03/03/2023	@ Vegas Golden Knights	O**	40-15-6	3-4	63p,91,44	0	1-2	1-1	50-27	33 / 40	18033+
62	03/05/2023	@ Arizona Coyotes	W*	41-15-6	5-4	96,70,28p,70,13	13	1-1	2-2	40-29	41 / 39	4600+
63	03/07/2023	Toronto Maple Leafs	L	41-16-6	3-4	56,18p,56	34	1-4	1-2	33-25	35 / 41	16514+
64	03/09/2023	@ Washington Capitals	W**	42-16-6	3-2	56p,91	0	1-3	2-2	40-22	40 / 35	18573+
65	03/11/2023	@ Montreal Canadiens	W	43-16-6	3-1	14,13,90	13	0-0	0-0	37-24	40 / 34	21105+
66	03/12/2023	Carolina Hurricanes	W	44-16-6	3-0	86,63,63	86	0-2	3-3	23-32	41 / 52	16514+
67	03/14/2023	Tampa Bay Lightning	L	44-17-6	1-4	28	38	0-2	2-2	23-30	88 / 41	15622
68	03/16/2023	Tampa Bay Lightning	O**	44-17-7	3-4	90,96,96p	0	1-4	2-3	35-24	88 / 40	16094
69	03/18/2023	Florida Panthers	L	44-18-7	2-4	13s,70	19	0-2	3-4	35-41	72 / 40	17321
70	03/19/2023	@ Tampa Bay Lightning	W	45-18-7	5-2	63,63,13,25,63	13	0-1	4-4	39-24	41 / 88	19092+
71	03/21/2023	Minnesota Wild	O*	45-18-8	1-2	96	12	0-3	1-1	48-29	32 / 41	16124
72	03/24/2023	@ Buffalo Sabres	L	45-19-8	4-5	17,88,86,86p	89	1-3	3-4	31-26	1 / 41	17101
73	03/25/2023	Ottawa Senators	W	46-19-8	5-3	86p,63,91,7,90	7	1-2	3-3	35-28	29 / 34	16514+
74	03/27/2023	@ New York Islanders	L	46-20-8	1-5	56s	21	0-2	1-1	31-36	30 / 41	17255+
75	03/30/2023	New York Rangers	W	47-20-8	2-1	56,96p	96	1-2	1-2	31-25	41 / 31	16669+
76	04/01/2023	@ Chicago Blackhawks	W	48-20-8	6-3	7,56,70,33,96,91	33	0-1	1-1	40-17	29 / 32	18378
77	04/02/2023	@ Winnipeg Jets	L	48-21-8	1-6	13p	62	1-3	2-3	32-27	37 / 41	14107
78	04/04/2023	Pittsburgh Penguins	W	49-21-8	5-1	7,91,86p,91,91	91	1-4	4-4	37-23	41 / 35	16514+
79	04/06/2023	Columbus Blue Jackets	W	50-21-8	8-1	86,90,86p,96p,56,96,28s,33	90	2-3	5-5	36-17	41 / 31	16514+
80	04/08/2023	@ Boston Bruins	L	50-22-8	1-2	63	18	0-3	0-1	30-40	35 / 29	17850
81	04/10/2023	Buffalo Sabres	W	51-22-8	6-2	70,71,44,90,90,86	44	0-2	2-2	30-38	41 / 27	16514+
82	04/13/2023	@ Washington Capitals	W*	52-22-8	5-4	56,44p,56,7,43	43	1-2	1-1	34-31	40 / 35	18573+

GAME	DATE	OPP.	RESULT	RECORD=PTS	PP	OP.PP	GOALTENDER(S)	GOAL SCORER(S)
1	10/13	@PH	L	0-1-0=0	1-3	1-3	Blackwood	Holtz (PPG), Severson
2	10/15	DET	L	0-2-0=0	0-3	0-4	Vanecek	Hamilton, Wood
3	10/18	ANA	W	1-2-0=2	0-3	0-4	Blackwood	Palat, Hischer, Hamilton, Mercer
4	10/20	@NYI	W	2-2-0=4	0-3	0-2	Blackwood	Hughes, Palat (2), Hischer (ENG)
5*	10/22	SJS	W*	3-2-0=6	1-3	0-2	Blackwood	Sharangovich, D. Mercer (PPG)
6	10/24	WSH	L	3-3-0=6	0-4	1-3	Blackwood, Vanecek	Bastian, T. Tatar, J. Bratt
7	10/25	@DET	W	4-3-0=8	1-1	0-3	Vanecek	Mercer, Hughes, Bratt (2, 1 PPG), Sharangovich (SHG), Hischer
8	10/28	COL	W	5-3-0=10	1-3	0-6	Vanecek	Hughes (PPG)
9	10/30	CBJ	W*	6-3-0=12	1-3	0-2	Vanecek	Zetterlund, Hischer, Graves, Marino, Siegenthaler (PPG) Bratt, Wood
10	11/1	@VAN	W	7-3-0=14	1-1	2-5	Blackwood	Hischer (PPG), McLeod, Mercer (SHG), Sharangovich, Hughes (ENG)
11	11/3	@EDM	W	8-3-0=16	0-3	1-2	Blackwood/Vanecek	Wood (2), Graves, Bratt
12	11/5	@CGY	Wo	9-3-0=18	1-5	0-2	Vanecek	Bastian, Zetterlund (2, PP-OTG), Wood
13	11/8	CGY	W	10-3-0=20	1-5	2-4	Vanecek	R. Graves, D. Hamilton (PPG), N. Hischer
14	11/10	OTT	Wo	11-3-0=22	1-3	1-4	Vanecek/Schmid	T. Tatar, N. Hischer, M. Wood, N. Hischer (OT/PPG)
15	11/12	ARI	W	12-3-0=24	1-8	2-4	Schmid	T. Tatar, J. Hughes, J. Boqvist, D. Hamilton (PPG)
16	11/15	@MTL	W	13-3-0=26	1-2	0-2	Vanecek	J. Hughes (PPG), D. Hamilton, J. Hughes, J. Bratt, J. Marino (ENG)
17	11/17	@TOR	Wo	14-3-0=28	0-4	1-5	Vanecek	J. Bratt, N. Hischer, Y. Sharangovich (OT-GWG)
18	11/19	@OTT*	W	15-3-0=30	1-4	0-2	Schmid	Haula (PPG), Bastian, Boqvist, Sharangovich (SHG), McLeod (ENG)
19	11/21	EDM	W	16-3-0=32	1-3	1-4	Vanecek	J. Bratt (PPG), D. Mercer, D. Severson, T. Tatar, Y. Sharangovich
20	11/23	TOR	L	16-4-0=32	0-3	0-4	Vanecek	D. Hamilton
21	11/25	@BUF	W	17-4-0=34	0-1	0-1	Schmid	J. Hughes, J. Boqvist, T. Tatar
22	11/26	WSH	W	18-4-0=36	1-3	1-4	Vanecek	N. Hicher (PPG), J. Hughes (3), F. Zetterlund
23	11/28	@NYR	W	19-4-0=38	1-3	1-5	Vanecek	T. Tatar, Y. Sharangovich, J. Hughes, M. McLeod, Y. Sharangovich (ENG)
24	12/1	NSH	Lo	19-4-1=39	2-5	0-1	Vanecek	K. Bahl, J. Bratt (PPG), A. Holtz (PPG)
25	12/3	@PHI	W	20-4-1=41	0-3	1-3	Schmid	F. Zetterlund, D. Mercer, J. Hughes
26	12/6	CHI	W	21-4-1=43	1-2	0-3	Vanecek	D. Hamilton, N. Hischer, J. Bratt (PPG)
27	12/9	NYI	L	21-5-1=43	1-3	1-4	Vanecek	N. Hischer (PPG), D. Mercer, T. Tatar, J. Hughes
28	12/12	@NYR	Lo	21-5-2=44	0-2	1-2	Vanecek	M. Wood
29	12/13	DAL	L	21-6-2=44	0-2	0-1	Schmid	J. Hughes (PPG)
30	12/15	PHI	L	21-7-2=44	1-3	1-5	Vanecek	J. Hughes
31	12/17	FLA	L	21-8-2=44	0-3	1-2	Schmid	J. Marino, E. Haula
32	12/20	@CAR	L	21-9-2=44	0-4	0-4	Vanecek/Blackwood	J. Hughes
33	12/21	@FLA	W	22-9-2=46	1-3	1-1	Blackwood	J. Bratt (PPG), J. Bratt, Y. Sharangovich, T. Tatar (ENG)
34	12/23	BOS	L	22-10-2=46	1-2	1-1	Blackwood/Vanecek	J. Hughes (PPG), T. Tatar, Y. Sharangovich
35	12/28	BOS	L	22-11-2=46	0-2	0-3	Vanecek	N. Hischer
36	12/30	@PIT	W	23-11-2=48	1-6	0-9	Vanecek	J. Hughes (PPG), D. Hamilton, N. Hischer (SHG), J. Hughes (ENG)
37	1/1	CAR*	Lso	23-11-3=49	0-3	1-4	Blackwood	J. Hughes, J. Bratt, N. Hischer, J. Bratt
38	1/4	@DET	W	24-11-3=51	2-3	1-2	Vanecek	D. Hamilton (PPG), N. Hischer (PPG), A. Holtz, M. McLeod, J. Hughes
39	1/5	STL	L	24-12-3=51	1-4	1-2	Schmid	J. Hughes, J. Hughes, N. Hischer (PPG)
40	1/7	NYR*	Wo	25-12-3=53	1-4	0-2	Vanecek	J. Hughes, J. Bratt (PPG), J. Hughes, D. Severson (OT-GWG)
41	1/10	@CAR	W	26-12-3=55	0-4	0-3	Vanecek	J. Siegenthaler, D. Mercer, J. Boqvist, D. Mercer, N. Hischer (ENG)
42	1/13	@ANA	W	27-12-3=57	1-2	1-4	Vanecek	D. Hamilton, J. Bratt, J. Hughes (PPG), J. Bratt, J.

* - Denotes afternoon game

GAME	DATE	OPP.	RESULT	RECORD=PTS	PP	OP.PP	GOALTENDER(S)	GOAL SCORER(S)
43	1/14	@LAK	W	28-12-3=59	1-3	2-4	Blackwood	T. Tatar (PPG), E. Haula, N. Okhotiuk, R. Graves, J. Bratt
44	1/16	@SJS*	Wso	29-12-3=61	0-1	1-3	Vanecek	R. Graves, N. Hischer, J. Hughes, T. Tatar (GDG)
45	1/19	@SEA	Lo	29-12-4=62	0-1	0-1	Blackwood	D. Severson, E. Haula (SHG), N. Hischer
46	1/22	PIT*	Wo	30-12-4=64	1-2	0-2	Vanecek	J. Hughes, D. Hamilton (OTG/PPG)
47	1/24	VGK	Wo	31-12-4=66	1-1	0-3	Vanecek	O. Palat, D. Hamilton, D. Hamilton (OTG/PPG)
48	1/26	@NSH	L	31-13-4=68	0-2	1-2	Blackwood	J. Bratt, Y. Sharangovich, J. Hughes, D. Mercer
49	1/27	@DAL	Wo	32-13-4=66	0-3	1-4	Vanecek	J. Hughes, N. Wood, J. Hughes (OTG)
50	2/6	VAN	Wo	33-13-4=70	1-4	0-1	Vanecek	J. Hughes, O. Palat, O. Palat, J. Hughes, J. Bratt (OTG/PPG)
51	2/9	SEA	W	34-13-4=72	2-4	0-3	Blackwood	D. Hamilton (PPG), D. Hamilton (PPG), J. Marino
52	2/11	@MIN	Lso	34-13-5=73	0-2	1-3	Vanecek	T. Tatar, T. Tatar
53	2/14	@CBJ	W	35-13-5=75	0-2	1-3	Vanecek	Y. Sharangovich, J. Bratt, R. Graves
54	2/16	@STL	L	35-14-5=75	0-1	1-3	Blackwood	D. Mercer, E. Haula
55	2/18	@Pit	w	36-14-5=77	1-3	1-5	Vanecek	D. Mercer, D. Hamilton (PPG), N. Hischer (SHG), J. Bratt, N. Hischer (ENG)
56	2/19	WPG	W	37-14-5=79	0-2	0-3	Blackwood	D. Mercer, F. Zetterlund, M. Wood, D. Mercer (ENG)
57	2/21	MTL	L	37-15-5=79	1-3	0-2	Vanecek	J. Bratt, D. Mercer (PPG)
58	2/23	LAK	Wo	38-15-5=81	0-4	0-1	Vanecek	T. Tatar, D. Mercer, N. Hischer, D. Mercer (OTG)
59	2/25	PHI	W	39-15-5=83	0-1	0-2	Schmid	J. Siegenthaler, J. Hughes, D. Mercer, N. Hischer, D. Hamilton, J. Bratt, N. Bastian
60	3/1	@COL	W	40-15-5=85	1-2	0-1	Vanecek, Schmid	O. Palat, N. Bastian, T. Tatar, D. Hamilton, M. Wood (PPG), D. Mercer, N. Hischer (ENG)
61	3/1	@VGK	Lso	40-15-6=86	1-2	0-1	Schmid	J. Bratt (PPG), D. Mercer, M. Wood
62	3/5	@ARI	Wo	41-15-6=88	1-1	0-2	Vanecek	T. Meier, J. Boqvist, D. Severson (PPG), J. Boqvist, N. Hischer (OTG)
63	3/7	TOR	L	41-16-6=88	1-4	1-2	Vanecek	E. Haula, O. Palat (PPG), E. Haula
64	3/9	@WSH	Wso	42-16-6=90	1-3	0-2	Schmid	E. Haula (PPG), D. Mercer, T. Meier (GDG)
65	3/11	@MTL	W	43-16-6=92	0-0	0-0	Schmid	N. Bastian, N. Hischer, T. Tatar (ENG)
66	3/12	CAR	W	44-16-6=94	0-2	0-3	Vanecek	J. Hughes, J. Bratt, J. Bratt
67	3/14	TBL	L	44-17-6=94	0-2	0-2	Vanecek	D. Severson
68	3/16	TBL	Lso	44-17-7=95	1-4	1-3	Schmid	T. Tatar, T. Meier, T. Meier (PPG)
69	3/18	@FLA	L	44-18-7=95	0-2	1-4	Schmid	N. Hischer (SHG), J. Boqvist
70	3/19	@TBL	W	45-18-7=97	0-1	0-4	Vanecek	J. Bratt, J. Bratt, N. Hischer, N. Foote, J. Bratt (ENG)
71	3/21	MIN	Lo	45-18-8=98	0-3	0-1	Vanecek	T. Meier
72	3/24	@BUF	L	45-19-8=98	1-3	1-4	Schmid/Vanecek	Y. Sharangovich, K. Bahl, J. Hughes, J. Hughes (PPG)
73	3/25	OTT	W	46-19-8=100	1-2	0-3	Blackwood	J. Hughes (PPG), J. Bratt, D. Mercer, D. Hamilton, T. Tatar (ENG)
74	3/27	@NYI	L	46-20-8=100	0-2	0-1	Vanecek	E. Haula (SHG)
75	3/30	NYR	W	47-20-8=102	1-2	1-2	Vanecek	E. Haula, T. Meier (PPG)
76	4/1	@CHI	W	48-20-8=104	0-1	0-1	Blackwood	D. Hamilton, E. Haula, J. Boqvist, R. Graves, T. Meier, D. Mercer (ENG)
77	4/2	@WPG	L	48-21-8=104	1-3	1-3	Vanecek/Blackwood	N. Hischer (PPG)
78	4/4	PIT	W	49-21-8=106	1-4	0-4	Vanecek	D. Hamilton, D. Mercer, T. Meier (PPG), D. Mercer, D. Mercer
79	4/6	CBJ	W	50-21-8=108	2-3	0-5	Vanecek	J. Hughes, T. Tatar, J. Hughes (PPG), T. Meier (PPG), E. Haula, T. Meier, D. Severson, R. Graves
80	4/8	@BOS	L	50-22-8=108	0-3	1-1	Blackwood	J. Bratt
81	4/11	BUF	W	51-22-8=110	0-2	0-2	Vanecek	J. Boqvist, J. Siegenthaler, M. Wood, T. Tatar, T. Tatar (ENG), J. Hughes (ENG)
82	4/13	@WSH	Wo	52-22-8=112	1-2	0-1	Blackwood/Schmid	E. Haula, M. Wood, E. Haula, D. Hamilton, L. Hughes (OTG)

* - Denotes afternoon game

HOME/AWAY - 1st HALF/2nd HALF

PLAYER	HOME						AWAY						1ST HALF						2ND HALF					
	GP	G	A	PTS	+/-	PIM	GP	G	A	PTS	+/-	PIM	GP	G	A	PTS	+/-	PIM	GP	G	A	PTS	+/-	PIM
Bahl	23	1	4	5	1	29	19	1	2	3	3	6	13	1	1	2	-2	15	29	1	5	6	6	20
Bastian	20	2	5	7	3	18	23	4	4	8	4	13	21	3	5	8	4	15	22	3	4	7	3	16
Boqvist	34	2	3	5	2	0	36	8	8	16	6	2	35	4	2	6	-3	0	35	6	9	15	11	2
Bratt	41	14	20	34	2	4	41	18	21	39	12	2	41	15	25	40	13	4	41	17	16	33	1	2
Footo	1	0	0	0	0	0	5	1	0	1	2	0	-	-	-	-	-	-	6	1	0	1	2	0
Graves	39	3	10	13	21	12	39	5	8	13	13	16	38	3	9	12	25	12	40	5	9	14	9	16
Hamilton	41	14	27	41	13	28	41	8	25	33	10	22	41	9	26	35	10	28	41	13	26	39	13	22
Haula	40	5	14	19	8	18	40	9	13	22	5	22	41	2	17	19	9	33	39	12	10	22	4	14
Hischier	41	13	29	42	10	4	40	18	20	38	23	6	40	19	21	40	13	4	41	12	28	40	20	6
Holtz	11	1	0	1	-5	4	8	2	1	3	-1	4	18	3	1	4	-6	8	1	0	0	0	0	0
J. Hughes	40	22	32	54	6	2	38	21	24	45	4	4	41	26	23	49	14	2	37	17	33	50	-4	4
L. Hughes	1	0	0	0	-1	0	1	1	1	2	1	0	-	-	-	-	-	-	2	1	1	2	0	0
Johnsson	1	0	0	0	0	0	1	0	0	0	0	0	2	0	0	0	0	0	-	-	-	-	-	-
Lazar	2	0	0	0	0	0	2	0	0	0	-1	7	-	-	-	-	-	-	4	0	0	0	-1	7
Marino	34	3	9	12	11	14	30	1	5	6	19	6	32	3	6	9	11	10	32	1	8	9	10	10
McLeod	40	0	9	9	-2	33	40	4	13	17	8	19	41	4	14	18	3	30	39	0	8	8	3	13
Meier	10	7	3	10	3	8	11	2	2	4	-3	10	-	-	-	-	-	-	21	9	5	14	0	18
Mercer	41	14	9	23	4	8	41	13	20	33	18	6	41	10	15	25	6	12	41	17	14	31	16	2
Okhotiuk	3	0	0	0	0	0	7	1	0	1	1	2	5	0	0	0	0	2	5	1	0	1	1	0
Palat	24	5	6	11	3	6	25	3	9	12	2	0	9	3	0	30	-2	0	40	5	15	20	7	6
Severson	40	4	6	10	-7	12	41	3	20	23	16	26	40	3	7	10	3	28	41	4	19	23	6	10
Sharangovich	37	3	5	8	-5	8	38	10	12	22	2	8	41	10	7	17	-2	8	34	3	10	13	-1	8
Siegenthaler	40	3	12	15	12	20	40	1	5	6	15	24	41	2	12	14	20	28	39	2	5	7	7	16
Smith	30	0	1	1	-8	34	30	0	4	4	11	29	40	0	4	4	0	40	20	0	1	1	3	23
Tatar	41	12	14	26	23	14	41	8	14	22	18	16	41	9	16	25	24	16	41	11	12	23	17	14
Thompson	2	0	0	0	0	-1	-	-	-	-	-	-	2	0	0	0	0	-1	-	-	-	-	-	-
Wood	38	6	3	9	-4	43	38	7	11	18	5	33	40	7	9	16	-1	45	36	6	5	11	2	31
Zetterlund	23	3	8	11	1	6	22	3	6	9	3	0	34	5	9	14	3	6	11	1	5	6	1	0

GOALTENDERS

HOME	GPI	MINS	AVG	W	L	OT	EN	SO	GA	SA	SPCTG
Blackwood	8	444	2.97	5	2	1	0	0	22	212	.896
Schmid	8	400	2.39	3	4	1	0	1	16	163	.902
Vanecek	29	1623	2.25	16	7	2	0	3	61	713	.914
AWAY	GPI	MINS	AVG	W	L	OT	EN	SO	GA	SA	SPCTG
Blackwood	14	681	3.35	5	4	1	0	0	38	351	.892
Schmid	10	500	1.92	6	1	1	0	0	16	245	.935
Vanecek	23	1292	2.69	17	4	2	0	0	62	620	.906
1ST HALF	GPI	MINS	AVG	W	L	OT	EN	SO	GA	SA	SPCTG
Blackwood	11	551	3.05	5	3	1	0	0	28	250	.888
Schmid	9	456	2.24	5	4	0	0	0	17	209	.919
Vanecek	27	1445	2.37	16	5	2	0	2	57	665	.913
2ND HALF	GPI	MINS	AVG	W	L	OT	EN	SO	GA	SA	SPCTG
Blackwood	11	574	3.34	5	3	1	0	0	32	313	.898
Schmid	9	445	2.02	4	1	2	0	1	15	199	.925
Vanecek	25	1470	2.53	17	6	2	0	1	62	678	.909

ALL-TIME MULTIPLE-POINT GAMES

	2PT	3PT	4PT	5PT	6PT	TOTAL
Patrik Elias	177	62	8	4	0	251
John MacLean	123	34	10	2	0	169
Kirk Muller	91	35	3	4	1	134
Scott Gomez	87	26	2	3	0	118
Petr Sykora	82	20	3	0	0	105
Aaron Broten	72	21	4	3	0	100
Bobby Holik	83	14	2	0	0	99
Zach Parise	74	16	7	0	0	97
Scott Niedermayer	89	7	0	0	0	96
Jamie Langenbrunner	74	15	0	0	0	89

SEASON LEADERS

2-POINT GAMES	3-POINT GAMES	4-POINT GAMES	5-POINT GAMES	TOTAL
J. Hughes (2022-23).....24	Muller (1987-88).....10	MacLean (1990-91).....4	Gomez (2003-04).....2	J. Hughes (2022-23).....32
Hall (2017-18).....20	J. Hughes (2022-23).....8	Parise (2008-09).....3	22 players with.....1	Hall (2017-18).....27
Parise (2009-10).....20	Kovalchuk (2011-12).....8	Elias (2000-01).....3	6-POINT GAMES	Parise (2008-09).....26
Gionta (2005-06).....20	Broten, A. (1986-87).....8	Stevens (1993-94).....3	Muller (1986-87).....1	Gionta (2005-06).....26
Sykora (1998-99).....20	Five players with.....7			Gomez (2005-06).....26
				Muller (1987-88).....26

DIVISIONAL SCORING

PLAYER	METROPOLITAN DIVISION						ATLANTIC DIVISION						CENTRAL DIVISION						PACIFIC DIVISION					
	GP	G	A	PTS	+/-	PIM	GP	G	A	PTS	+/-	PIM	GP	G	A	PTS	+/-	PIM	GP	G	A	PTS	+/-	PIM
Bahl	14	0	1	1	-2	22	12	1	3	4	4	11	11	1	1	2	3	0	5	0	1	1	-1	2
Bastian	12	2	1	3	0	4	11	2	4	6	6	2	8	1	1	2	0	7	12	1	3	4	1	18
Boqvist	23	1	3	4	1	0	21	4	1	5	1	2	14	4	4	8	2	0	12	1	3	4	4	0
Bratt	26	10	14	24	10	0	24	12	7	19	-2	2	16	3	8	11	-2	4	16	7	12	19	8	0
Foote	0	0	0	0	0	0	2	1	0	1	2	0	1	0	0	0	0	0	3	0	0	0	0	0
Graves	24	3	9	12	23	14	22	0	4	4	0	6	16	1	2	3	-3	2	16	4	3	7	14	6
Hamilton	26	6	13	19	10	10	24	5	16	21	4	14	16	4	13	17	-1	12	16	7	10	17	10	14
Haula	26	6	9	15	8	22	22	4	6	10	4	9	16	2	10	12	1	6	16	2	2	4	0	10
Hischier	25	11	17	28	17	6	24	9	14	23	-1	2	15	5	6	11	-1	2	16	6	12	18	18	0
Holtz	9	1	0	1	-4	6	5	1	1	2	1	2	3	1	0	1	-3	0	2	0	0	0	0	0
J. Hughes	25	20	16	36	8	2	24	10	15	25	0	2	14	7	9	16	1	0	15	6	16	22	1	2
L. Hughes	1	1	1	2	1	0	1	0	0	0	-1	0	0	0	0	0	0	0	0	0	0	0	0	0
Johnsson NJ	0	0	0	0	0	0	1	0	0	0	0	0	1	0	0	0	0	0	0	0	0	0	0	0
Lazar	1	0	0	0	-1	7	3	0	0	0	0	0	0	0	0	0	0	0	0	0	0	0	0	0
Marino	20	1	8	9	11	10	20	2	4	6	8	8	13	0	0	0	0	2	11	1	2	3	2	0
McLeod	25	1	11	12	8	33	23	2	6	8	1	6	16	0	3	3	-5	4	16	1	2	3	2	0
Meier NJ	7	4	1	5	0	6	10	2	3	5	-2	8	3	1	4	2	2	4	0	0	0	0	0	0
Mercer	26	11	14	25	14	8	24	3	6	9	-6	4	16	6	4	10	4	2	16	7	5	12	10	0
Okhotiuk NJ	3	0	0	0	0	2	2	0	0	0	0	0	1	0	0	0	0	0	4	1	0	1	1	0
Palat	15	2	2	4	-6	0	12	1	4	5	-2	4	11	1	4	5	2	0	11	4	5	9	11	2
Severson	26	3	4	7	6	10	23	1	9	10	1	22	16	1	9	10	0	2	16	2	4	6	2	4
Sharangovich	23	3	5	8	4	6	21	6	4	10	3	2	15	1	2	3	-10	2	16	3	6	9	0	6
Siegenthaler	24	3	8	11	13	12	24	1	5	6	5	14	16	0	2	2	-3	8	16	0	2	2	12	10
Smith	21	0	2	2	2	13	18	0	2	2	0	18	8	0	0	0	3	6	13	0	1	1	-2	26
Tatar	26	4	10	14	19	10	24	9	5	14	7	4	16	4	5	9	5	10	16	3	8	11	10	6
Thompson	1	0	0	0	0	0	1	0	0	0	0	-1	0	0	0	0	0	0	0	0	0	0	0	0
Wood	26	2	4	6	-3	18	20	3	6	9	6	19	14	4	1	5	-4	12	16	4	3	7	2	27
Zetterlund NJ	13	3	2	5	-3	2	14	0	5	5	4	0	10	1	3	4	1	4	8	2	4	6	2	0

GOALTENDERS

METROPOLITAN DIVISION	GPI	MINS	AVG	W	L	OT	EN	SO	GA	SA	SPCTG
Mackenzie Blackwood	6	263	4.32	1	2	1	0	0	19	124	.847
Akira Schmid	5	256	1.40	4	1	0	0	1	6	113	.947
Vitek Vanecek	19	1045	2.18	13	3	1	0	1	38	488	.922
ATLANTIC DIVISION	GPI	MINS	AVG	W	L	OT	EN	SO	GA	SA	SPCTG
Mackenzie Blackwood	4	218	3.03	2	2	0	0	0	11	122	.910
Akira Schmid	8	385	2.34	4	2	1	0	0	15	190	.921
Vitek Vanecek	15	830	2.60	6	7	0	0	0	36	355	.899
CENTRAL DIVISION	GPI	MINS	AVG	W	L	OT	EN	SO	GA	SA	SPCTG
Mackenzie Blackwood	5	255	3.76	2	2	0	0	0	16	123	.870
Akira Schmid	4	194	2.46	1	2	0	0	0	8	78	.897
Vitek Vanecek	9	512	2.69	5	1	3	0	2	23	229	.900
PACIFIC DIVISION	GPI	MINS	AVG	W	L	OT	EN	SO	GA	SA	SPCTG
Mackenzie Blackwood	7	388	2.16	5	0	1	0	0	14	194	.928
Akira Schmid	1	64	1.78	0	0	1	0	0	3	27	.889
Vitek Vanecek	9	527	2.50	9	0	0	0	0	22	261	.916

PENALTY BREAKDOWN

	MINORS	MAJORS	MISC.	TOTAL	PIM
Ken Daneyko	717	123	47	887	2519
John MacLean	409	30	20	459	1168
Scott Stevens	371	23	15	409	1007
Randy McKay	234	138	26	398	1418
Bobby Holik	374	7	8	389	863

SEASON LEADERS

MINORS	MAJORS	MISCONDUCTS	TOTAL PENALTIES
Cirella (1987-88)..... 78	Oliwa (1997-98)..... 33	Maley (1988-89)..... 9	Daneyko (1988-89)..... 92
Verbeek (1987-88)..... 71	Three players with..... 28	Korn (1988-89)..... 9	Daneyko (1987-88)..... 85
Daneyko (1988-89)..... 69		Three players with..... 7	Two players with..... 84

SCORING & SCHEDULE BREAKDOWN

PLAYER	HOME Record (41 Games) 24-13-4=52 PTS				ROAD Record (41 Games) 28-9-4=60 PTS				METROPOLITAN DIVISION (26 Games) 18-6-2=36 PTS				POWER PLAY (82 Games) 49g-93a=142 PTS		
	GP	G	A	PTS	GP	G	A	PTS	GP	G	A	PTS	G	A	PTS
88 Kevin Bahl	23	1	3	4	19	1	2	3	14	0	1	1	0	0	0
14 Nate Bastian	20	2	5	7	23	4	4	8	12	2	1	3	0	0	0
29 Mackenzie Blackwood	8	0	0	0	14	0	0	0	6	0	0	0	0	0	0
70 Jesper Boqvist	34	2	3	5	36	8	8	16	23	1	3	4	0	0	0
63 Jesper Bratt	41	14	20	34	41	18	21	39	26	10	14	24	8	14	22
33 Ryan Graves	39	3	10	13	40	5	8	13	25	3	9	12	0	0	0
7 Dougie Hamilton	41	14	27	41	41	8	25	33	26	6	13	19	8	20	28
56 Erik Haula	46	5	14	19	40	9	13	22	26	6	9	15	2	5	7
13 Nico Hischier (C)	41	13	29	42	40	18	20	38	25	11	17	28	7	12	19
10 Alexander Holtz	11	1	0	1	8	2	1	3	9	1	0	1	2	0	2
86 Jack Hughes (A)	40	22	32	54	38	21	24	45	25	20	16	36	9	22	31
43 Luke Hughes	1	0	0	0	1	1	1	2	1	1	1	2	0	0	0
11 Andreas Johnsson	1	0	0	0	1	0	0	0	0	0	0	0	0	0	0
42 Curtis Lazar	2	0	0	0	2	0	0	0	1	0	0	0	0	0	0
6 John Marino	34	3	9	12	30	1	5	6	20	1	8	9	0	0	0
20 Michael McLeod	40	0	9	9	40	4	13	17	25	1	11	12	0	0	0
96 Timo Meier	10	7	3	10	11	2	2	4	7	4	1	5	4	1	5
91 Dawson Mercer	41	14	9	23	41	13	20	33	26	11	14	25	2	8	10
82 Nikita Okhotiuk	3	0	0	0	7	1	0	1	3	0	0	0	0	0	0
18 Ondrej Palat (A)	24	5	6	11	25	3	9	12	15	2	2	4	1	2	3
40 Akira Schmid	8	0	0	0	10	0	0	0	5	0	0	0	0	0	0
28 Damon Severson	40	4	6	10	41	3	20	23	26	3	4	7	1	3	4
17 Yegor Sharangovich	37	3	5	8	38	10	12	22	23	3	5	8	0	0	0
71 Jonas Siegenthaler	40	3	12	15	40	1	5	6	24	3	8	11	1	0	1
2 Brendan Smith	30	0	1	1	30	0	4	4	21	0	2	2	0	0	0
90 Tomas Tatar	41	12	14	26	41	8	14	22	26	4	10	14	1	3	4
12 Tyce Thompson	2	0	0	0	0	0	0	0	1	0	0	0	0	0	0
41 Vitek Vanecsek	29	0	3	3	23	0	0	0	19	0	0	0	0	2	2
44 Miles Wood	38	6	3	9	38	7	11	18	26	2	4	6	2	1	3
49 Fabian Zetterlund	23	3	8	11	22	3	6	9	13	3	2	5	1	2	3

SHORTHANDED
POINTS

PLAYER	G	A	PTS
Nico Hischier	3	1	4
Yegor Sharangovich	2	2	4
Erik Haula	2	1	3
Dawson Mercer	1	1	2
Ryan Graves	0	2	2
Michael McLeod	0	1	1
Brendan Smith	0	1	1
John Marino	0	1	1
Damon Severson	1	0	1

OVERTIME
POINTS

PLAYER	G	A	PTS
Jack Hughes	1	7	8
Dougie Hamilton	2	5	7
Nico Hischier	2	2	4
Jesper Bratt	1	1	2
Luke Hughes	1	0	1
Sharangovich	1	0	1
Fabian Zetterlund	1	0	1
Damon Severson	1	0	1
Vitek Vanecsek	0	2	2
Dawson Mercer	1	0	1

GAME-WINNING
POINTS

PLAYER	G	A	PTS	PLAYER	G	A	PTS
Jack Hughes	6	13	19	Jesper Boqvist	2	2	4
Nico Hischier	9	9	18	Jonas Siegenthaler	1	2	3
Dougie Hamilton	7	10	17	Erik Haula	0	3	3
Jesper Bratt	3	5	8	Fabian Zetterlund	1	1	2
Dawson Mercer	6	1	7	Vitek Vanecsek	0	2	2
Tomas Tatar	1	5	6	Luke Hughes	1	0	1
Michael McLeod	1	5	6	Timo Meier	1	0	1
Yegor Sharangovich	2	3	5	Nate Bastian	1	0	1
Ondrej Palat	1	4	5	John Marino	0	1	1
Ryan Graves	2	3	5	Brendan Smith	0	1	1
Miles Wood	1	3	4	Nikita Okhotiuk	1	0	1
Damon Severson	2	2	4				

GOALTENDER	HOME Record (41 Games) 24-13-4=52 PTS							ROAD Record (41 Games) 28-9-4=60 PTS							METROPOLITAN DIVISION (26 Games) 18-6-2=36 PTS						
	GP	MINS	W	L	OT	SO	GAA	GP	MINS	W	L	OT	SO	GAA	GP	MINS	W	L	OT	SO	GAA
29 Mackenzie Blackwood	8	445	5	2	1	0	2.97	14	681	5	4	1	0	3.35	6	263	1	2	1	0	4.32
41 Vitek Vanecsek	29	1623	16	7	2	3	2.25	23	1292	17	4	2	0	2.69	19	1045	13	3	1	0	2.18
Akira Schmid	8	401	3	4	1	1	2.39	10	500	6	1	1	0	1.92	5	256	4	1	0	0	1.40

	W-L-OT	PTS	HOME
October	6-3-0	12	4-2-0
November	13-1-0	26	5-1-0
December	4-7-3	11	1-6-2
January	9-2-2	20	3-1-1
February	7-2-1	15	5-1-0
March	8-5-3	19	3-2-2
April	5-2-0	10	3-0-0
Night Games	46-22-7	99	20-12-3

	W-L-OT	PTS	HOME
Sunday	6-1-1	13	4-0-1
Monday	4-2-1	8	2-2-0
Tuesday	11-5-1	23	6-4-1
Wednesday	3-2-0	6	0-2-0
Thursday	10-5-3	23	5-2-2
Friday	5-3-1	11	1-2-0
Saturday	13-4-1	27	6-2-0
Matinee Games	6-0-1	13	4-0-1

INJURIES

Total man-games lost to injury & illness: 225

REGULAR SEASON

PLAYER	GAMES MISSED	INJURY STATUS
JONATHAN BERNIER	82	Lower-body, hip, dates: last season
NICO HISCHIER	1; placed on I.R. 10/10	Lower-body; returned 10/15
ANDREAS JOHNSON	2	Illness
ONDREJ PALAT	32; placed on I.R. 10/29 retro- 10/24	Lower-body; groin; returned 1/5
TYCE THOMPSON	2; placed on I.R. 10/10	Lower-body
MACKENZIE BLACKWOOD	17; Placed on I.R. retro to - 11/3 16; Placed on I.R. retro to - 2/21	Lower-body; returned 12/20 Returned: 3/25
NATHAN BASTIAN	22; Placed on I.R. retro to 11/26 11; 3/13-	Upper-body; returned 1/19 Upper-Body; returned 4/6
JOHN MARINO	17; Placed on I.R., 12/28, retro to 12/20	Upper-body; returned 2/6
RYAN GRAVES	3; Placed on I.R., 12/28, retro to 12/21	Lower-body; returned 1/1
JACK HUGHES	4; 2/9-	Upper-body; returned 2/18
BRENDAN SMITH	4; 2/9-	Lower-body; returned 2/18
CURTIS LAZAR	12; 3/19-	Undisclosed; returned 4/13
TOTAL	225	

MISCONDUCTS/SUSPENSIONS

General Misconducts: Miles Wood: 11/1 at VAN, 2nd per., 7:29
 Michael McLeod: 12/9 vs NYI, 2nd per., 12:05
 Damon Severson: 12/21 at FLA, 3rd per. 19:20
 Miles Wood: 3/25 vs OTT, 1st per. 10:59
 Kevin Bahl: 4/6 vs CBJ, 3rd per. 10:47

Game Misconducts: -

Suspensions: -

PENALTY SHOTS

12/12/22, JACK HUGHES at NYR, vs I. Shesterkin, STOPPED.
 1/14/23 N. Fiala (LAK) vs MACKENZIE BLACKWOOD, STOPPED
 3/3/23 W. Karlsson (VGK) vs AKIRA SCHMID, STOPPED
 4/2/23 M. Barron (WPG) vs VITEK VANECEK, CONVERTED

POWER PLAY

DEVILS								
OPPGs	1PPGs	2PPGs	3PPGs	4PPGs	5PPGs	Last 5	Last 5-Home	Last 5-Road
37	41	4	0	0	0	4/14, 28.6%	5/13, 38.5%	2/11, 18.2%

OPPONENTS

OPPGs	1PPGs	2PPGs	3PPGs	4PPGs	5PPGs	Last 5	Last 5-Home	Last 5-Road
46	31	4	0	0	0	12/13, 92.3%	15/16, 93.8%	5/7, 71.4%

3-ON-5

DATE	DUR./PER.	P.K. OUTCOME
11/5/22 At CGY	0:26/2nd per.	1/1
12/15/22 vs PHI	1:02/2nd per.	1/1
1/27/23 At DAL	0:05/1st per.	0/1
2/9/23 vs SEA	1:04, 2nd per.	1/1

4-ON-3

DATE	DUR./PER.	P.K. OUTCOME
10/15 vs DET	1:29/2nd per.	0/1
11/5 at CGY	1:24/OT	1/1
11/10 vs OTT	0:09/OT	1/1
11/12 vs ARI	0:11/2nd per.	0/1
1/22 vs PIT	0:39/OT	1/1
1/24 vs VGK	1:13/OT	1/1
2/6 vs VAN	0:37/OT	1/1

5-ON-3

DATE	DUR./PER.	P.K. OUTCOME
11/8/22 vs CGY	0:39/2nd per.	1/1
12/15/22 vs PHI	0:38/2nd per.	0/1
12/30/22 vs PIT	1:21/2nd per.	0/1
1/5/23 vs STL	0:51/3rd per.	1/1
1/7/23 vs NYR	1:27/1st per.	0/1
2/6/23 vs VAN	0:36/3rd per.	0/1
3/16/23 vs TBL	2:00/2nd per.	0/1
4/6/23 vs PIT	0:18/2nd per.	1/1

3-ON-4

DATE	DUR./PER.	P.K. OUTCOME
11/10 vs OTT	2:00/OT	1/1
1/1/23 vs CAR	1:20/3rd per.	0/1
3/9/23 at WSH	0:46/OT	1/1

BACK-TO-BACK GAMES

DATE	GAME 1	GAME 2	RECORD, OVR.
Oct. 24-25	Vs. WSH, 6-3, L	At DET, 6-2, W	1-1-0
Nov. 25-26	At BUF, 3-1, W	Vs WSH, 5-1, W	2-0-0
Dec. 12-13	At NYR, 4-3, Lo	Vs DAL, 4-1, L	0-1-1
Dec. 20-21	At CAR, 4-1, L	At FLA, 4-2, W	1-1-0
Jan. 4-5	At DET, 5-1, W	Vs STL, 5-3 L	1-1-0
Jan. 13-14	At Anaheim, 6-2, W	At LAK, 5-2, W	2-0-0
Jan. 26-27	At Nashville, 6-4, L	At Dallas, 3-2, Wo	1-1-0
Feb. 18-19	At Pittsburgh, 5-2, W	Vs Winnipeg, 4-2, W	2-0-0
Mar. 11-12	At Montreal, 3-1, W	Vs Carolina, 3-0, W	2-0-0
Mar. 18-19	At FLA, 4-2, L	At TBL, 5-2, W	1-1
Mar. 24-25	At BUF, 5-4, L	Vs OTT, 5-3, W	1-1
Apr. 1-2	At CHI, 6-3, W	At WPG, 6-1, L	1-1
TOTALS	6-5-1	9-3-0	15-8-1

RECORD IN FIRST GAMES: 5-9-3

RECORD IN SECOND GAMES: 3-12-2

OVERTIME/SHOOTOUT

	OVERTIME		
	HOME	ROAD	OVERALL
2022-23 REGULAR SEASON:	6-3	5-1	11-4
REGULAR SEASON:	127-117-87	118-109-118	245-226-205
	SHOOTOUT		
	HOME	ROAD	OVERALL
2022-23 REGULAR SEASON:	0-2	2-2	2-4
LIFETIME REGULAR SEASON:	48-48	35-45	83-93

THREE-OR-MORE CONSECUTIVE DIVISION CHAMPIONSHIPS

Since 1967-68

Team	No.	Seasons	Division
Que./Col	9	1994-95 to 2002-03	Northeast-1/Pacific-3/Northwest-5
Detroit	8	2000-01 to 2008-09	Central
Montreal	8	1974-75 to 1981-82	Norris-7/Adams-1
Edmonton	6	1981-82 to 1986-87	Smythe
Washington	5	2015-16 to 2019-21	Metropolitan
Anaheim	5	2012-13 to 2016-17	Pacific
Vancouver	5	2008-09 to 2012-13	Northwest
Dallas	5	1996-97 to 2000-01	Central-2/Pacific-3
Washington	4	2007-08 to 2010-11	South East
San Jose	4	2007-08 to 2010-11	Pacific
Boston	4	1975-76 to 1978-79	Adams
Philadelphia	4	1973-74 to 1976-77	West-1/Patrick-3
Chicago	4	1969-70 to 1972-73	East-1/West-3
DEVILS	3	1996-97 to 1998-99	Atlantic
Detroit	3	1993-94 to 1995-96	Central
Calgary	3	1987-88 to 1989-90	Smythe
Philadelphia	3	1984-85 to 1986-87	Patrick
Chicago	3	1977-78 to 1979-80	Smythe
Boston	3	1969-70 to 1971-72	East Toronto

10/6	Graeme Clarke	Assigned to Utica (AHL)	1/5	Ondrej Palat	Activated off I.R.
	Nolan Foote	Assigned to Utica (AHL)	1/6	Akira Schmid	Reassigned to Utica
	Brian Halonen	Assigned to Utica (AHL)	1/10	Nolan Foote	Recalled from Utica
	Aarne Talvitie	Assigned to Utica (AHL)	1/19	Nolan Foote	Reassigned to Utica
	Nikita Okhotiuk	Assigned to Utica (AHL)	1/19	Nate Bastian	Activated off I.R.
	Reilly Walsh	Assigned to Utica (AHL)	1/28	Nikita Okhotiuk	Reassigned to Utica
	Nico Daws	Assigned to Utica (AHL)	2/6	John Marino	Activated off I.R.
	Akira Schmid	Assigned to Utica (AHL)	2/17	Alex Holtz	Reassigned to Utica
	Brian Pinho	Placed on Waivers – Intent for Utica	2/21	Akira Schmid	Recalled from Utica
	Andreas Johnsson	Placed on Waivers	2/26	Timo Meier, Timur Ibragimov, Scott Harrington	
10/7	Brian Pinho	Cleared Waivers		Santeri Hatakka, Zachary Emond,	
	Andreas Johnsson	Cleared Waivers		Fifth-round pick	
10/10	Mason Geertsen	Assigned to Utica		Acquired via trade from SJS	
	Kevin Bahl	Assigned to Utica	2/26	Shakir Mukhamadullin, Nikita Okhotiuk,	
	Nico Hischier	Placed on I.R.		Andreas Johnsson, Fabian Zetterlund	
	Tyce Thompson	Placed on I.R.		A conditional 2nd-round selection in the 2024	
	Jonathan Bernier	Placed on L.T.I.R.		NHL Draft & a 7th-round selection in 2024	
10/12	Simon Nemec	Assigned to Utica (AHL)		Traded to SJS	
	Kevin Bahl	Recalled from Utica (AHL)	2/27	M. Blackwood	Placed on I.R.
10/15	Andreas Johnsson	Assigned to Utica	2/27	Scott Harrington	Placed on waivers
	Nico Hischier	Activated off I.R.	2/28	Graeme Clarke	Recalled from Utica
10/17	Tyce Thompson	Activated off I.R./Assigned to Utica (AHL)	3/3	Kevin Bahl & Akira Schmid	Loaned to & recalled from Utica
10/30	Ondrej Palat	Placed on I.R. retro-active,	3/3	Graeme Clarke	Reassigned to Utica
10/24	Andreas Johnsson	Recalled from Utica (AHL)	3/17	Nolan Foote	Recalled from Utica
11/5	Andreas Johnsson	Reassigned to Utica	3/26	Akira Schmid	Reassigned to Utica
	Akira Schmid	Recalled from Utica	3/31	Nolan Foote	Reassigned to Utica
11/12	Nico Daws	Recalled from Utica	4/8	Luke Hughes	Signed ELC, 3 years
	M. Blackwood	Placed on I.R. retro to Nov. 3	4/13	Akira Schmid	Recalled from Utica
11/13	Nico Daws	Reassigned to Utica			
11/22	Kevin Bahl	Reassigned to Utica			
	Alexander Holtz	Reassigned to Utica			
11/23	Tyler Wotherspoon	Recalled from Utica			
11/27	Tyler Wotherspoon	Reassigned to Utica			
11/28	Kevin Bahl	Recalled from Utica			
	Nico Daws	Recalled from Utica			
	Alexander Holtz	Recalled Utica			
12/1	Nico Daws	Reassigned to Utica			
12/2	Andreas Johnsson	Recalled from Utica			
12/13	M. Blackwood	Assigned to Utica (conditioning loan)			
12/19	Akira Schmid	Reassigned to Utica			
	M. Blackwood	Recalled from conditioning loan, Utica			
12/22	Nate Bastian	Placed I.R. retro to Nov. 26			
	Nikita Okhotiuk	Recalled from Utica			
12/28	Tyce Thompson	Recalled from Utica			
	Tyler Wotherspoon	Recalled from Utica			
12/28	Ryan Graves	Placed on I.R. retro to Dec. 21			
	John Marino	Placed on I.R. retro to Dec. 20			
12/28	Andreas Johnsson	Placed on waivers			
12/30	Andreas Johnsson	Cleared waivers, assigned to Utica			
1/1	Ryan Graves	Activated from I.R.			
1/1	Tyler Wotherspoon	Reassigned to Utica			
1/5	Tyce Thompson	Reassigned to Utica			
1/5	Akira Schmid	Recalled from Utica			

2022-23	GP	W	L	GS	ST	S%	GA	SA	SV%
Home	2	0	2	1	6	16.7%	3	5	0.400%
Away	4	2	2	2	12	16.7%	3	14	0.786%
Total	6	2	4	3	18	16.7%	6	19	0.684%

SHOOTOUT HISTORY

All-Time	GP	W	L	GS	ST	GA	SA
Home	96	48	48	113	342	106	336
Away	80	35	45	85	263	99	271
Total	176	83	93	198	605	205	607

Goaltender	GP	W	L	SA	GA	SV%
Akira Schmid	3	1	2	11	3	.727%
Vitek Vanecek	2	1	1	6	2	.667%
Mackenzie Blackwood	1	0	1	2	1	.500%

Vs. Team	GP	W	L	GF	SF	GA	SA
Carolina	1	0	1	0	3	1	2
San Jose	1	1	0	1	2	0	3
Minnesota	1	0	1	0	2	2	3
Vegas	1	0	1	0	4	1	4
Washington	1	1	0	1	4	0	4
Tampa Bay	1	0	1	1	3	2	3

Player	G	S	GDG	Shot%
Yegor Sharangovich	1	1	0	100%
Timo Meier	1	2	1	50%
Tomas Tatar	1	4	1	25%
Jesper Boqvist	0	1	0	0%
Dougie Hamilton	0	1	0	0%
Nico Hischier	0	1	0	0%
Dawson Mercer	0	1	0	0%
Jack Hughes	0	2	0	0%
Jesper Bratt	0	5	0	0%

January 1, 2023, Carolina 5 @ New Jersey 4

Team	Shooter	Goaltender	Result	Score
NJ	Tatar	Raanta	Save	0-0
CAR	Burns	Blackwood	Save	0-0
NJ	Bratt	Raanta	Save	0-0
CAR	Svechnikov	Blackwood	Goal	0-1
NJ	Hughes	Raanta	Save	0-1

TB	Colton	Schmid	Goal	0-1
NJ	Sharangovich	Vasilevskiy	Goal	1-1
TB	Stamkos	Schmid	Save	1-1
NJ	Boqvist	Vasilevskiy	Save	1-1
TB	Killorn	Schmid	Goal	1-2

Game-determining goal in **bold**.

January 16, 2023, New Jersey 4 @ San Jose 3

Team	Shooter	Goaltender	Result	Score
SJ	Bonino	Vanecek	Save	0-0
NJ	Tatar	Reimer	Goal	1-0
SJ	Couture	Vanecek	Save	1-0
NJ	Bratt	Reimer	Save	1-0
SJ	Barabanov	Vanecek	Save	1-0

February 11, 2023, New Jersey 2 @ Minnesota 3

Team	Shooter	Goaltender	Result	Score
MIN	Zuccarello	Vanecek	Goal	0-1
NJ	Tatar	Gustavsson	Save	0-1
MIN	Kaprizov	Vanecek	Save	0-1
NJ	Bratt	Gustavsson	Save	0-1
MIN	Gaudreau	Vanecek	Goal	0-2

March 3, 2023, New Jersey 3 @ Vegas 4

Team	Shooter	Goaltender	Result	Score
NJ	Tatar	Hill	Save	0-0
VEG	Marchessault	Schmid	Save	0-0
NJ	Hamilton	Hill	Save	0-0
VEG	Eichel	Schmid	Save	0-0
NJ	Mercer	Hill	Save	0-0
VEG	Smith	Schmid	Save	0-0
NJ	Bratt	Hill	Save	0-0
VEG	Theodore	Schmid	Goal	0-1

March 9, 2023, New Jersey 3 @ Washington 2

WSH	Oshie	Schmid	Save	0-0
NJ	Hughes	Kuemper	Save	0-0
WSH	Kuznetsov	Schmid	Save	0-0
NJ	Bratt	Kuemper	Save	0-0
WSH	Backstrom	Schmid	Save	0-0
NJ	Hischier	Kuemper	Save	0-0
WSH	Ovechkin	Schmid	Save	0-0
NJ	Meier	Kuemper	Goal	1-0

March 16, 2023, Tampa Bay 4 @ New Jersey 3

NJ	Meier	Vasilevskiy	Save	0-0
----	-------	-------------	------	-----

2022-23 NHL SHOOTOUT DETAILS

Shootouts			%
95			7.24
Goals	Attempts		%
226	653		34.6

THE LAST TIME IN THE REGULAR SEASON THE DEVILS...

HOME

HAD A SHUTOUT	3/12/23, 3-0, W, vs CAR, V. Vanecek, 32 saves
WERE SHUTOUT	4/24/22, vs DET, 3-0, A. Nedeljkovic, 17 saves
SCORED 10 GOALS.....	Never accomplished
SCORED 9 GOALS.....	3/23/93, 9-3 win vs. TB
SCORED 8 GOALS.....	4/6/23, 8-1, win vs CBJ
ALLOWED 10 GOALS	10/25/84, 2-11 loss vs. NYR
HAD 50 SHOTS IN A GAME	10/30/22, 53, vs CBJ, 7-1 W
ALLOWED 50 SHOTS IN A GAME	2/16/20, 55 shots in 4-3 SoW vs. CBJ
HAD NO SHOTS IN A PERIOD*	1/7/83, 3rd per. of 2-2 tie vs. BOS
ALLOWED NO SHOTS IN A PERIOD*	1/6/17, 3rd per. of 2-4 loss vs. TOR
ALLOWED 1 SHOT IN A PERIOD*	4/5/22 2nd per. 3-1, L vs NYR
HAD A PENALTY SHOT	4/3/18, T. Hall, successful vs. H. Lundqvist in 5-2 win vs. NYR
SCORED ON A PENALTY SHOT	4/3/18, T. Hall, successful vs. H. Lundqvist in 5-2 win vs. NYR
FACED A PENALTY SHOT	2/8/20, A. Kopitar, unsuccessful vs. M. Blackwood in 3-0 win vs. LAK
HAD A HAT TRICK	4/4/23, D. Mercer vs T. Jarry in a 5-1 win vs PIT
ALLOWED A HAT TRICK.....	4/3/22 J. Pageau vs. N. Daws in 4-3 loss vs. NYI

ROAD

HAD A SHUTOUT	3/28/21, 1-0 @ BOS (M. Blackwood, 40 saves)
WERE SHUTOUT	11/2/21, 0-4 @ ANA (J. Gibson, 28 saves)
SCORED 10 GOALS.....	Never accomplished
SCORED 9 GOALS.....	10/28/00, 9-0 win @ PIT
SCORED 8 GOALS.....	3/14/18, 8-3 win @ VGK
ALLOWED 10 GOALS	12/4/85, 7-10 loss @ TOR
HAD 50 SHOTS IN A GAME	3/3/23, 50, at VGK, 4-3, Lso
ALLOWED 50 SHOTS IN A GAME	1/19/21, 50 shots in 4-3 win @ NYR
HAD NO SHOTS IN A PERIOD*	Never accomplished
ALLOWED NO SHOTS IN A PERIOD*	10/10/98, 1st per. of 1-2 loss @ CHI
ALLOWED 1 SHOT IN A PERIOD*	2/13/11, 3rd per. 3-2 SO win @ FLA
HAD A PENALTY SHOT	12/12/22, J. Hughes, denied, vs I. Shesterkin, 4-3 Lo, at NYR
SCORED ON A PENALTY SHOT	10/30/21, J. Bratt, successful vs. T. Jarry in 4-2, W @ PIT
FACED A PENALTY SHOT	4/2/23, M. Barron, scored, vs V. Vanecek in 6-1 L at WPG
HAD A HAT TRICK	3/19/23, J. Bratt vs A. Vasilevskiy in 5-2 win at TBL
ALLOWED A HAT TRICK.....	1/31/22, A. Matthews vs. Akira Schmid in 6-4 loss @ TOR

* Excluding overtime periods

BABES AND SENIORS

The Youngest Devils

Name	Age (Years, Months, Days)
Scott Niedermayer	18 years, 1 month, 15 days
Craig Wolanin	18 years, 2 months, 13 days
Jack Hughes	18 years, 4 months, 21 days
Kirk Muller	18 years, 8 months, 4 days
Brendan Shanahan	18 years, 8 months, 16 days
Nico Hischier	18 years, 9 months, 3 days
Pat Verbeek	18 years, 9 months, 21 days
John MacLean	18 years, 10 months, 15 days
Adam Larsson	18 years, 10 months, 26 days
Stefan Matteau	18 years, 10 months, 28 days
Petr Sykora	18 years, 11 months, 9 days

The Eldest Devils

Name	Age (Years, Months, Days)
Igor Larionov	43 years, 4 months, 7 days
Jaromir Jagr	43 years, 0 months, 10 days
Tommy Albelin	41 years, 11 months, 23 days
Martin Brodeur	41 years, 11 months, 7 days
Brendan Shanahan	40 years, 3 months, 5 days
Patrik Elias	39 years, 11 months, 27 days
Johan Hedberg	39 years, 11 months, 21 days
Scott Stevens	39 years, 9 months, 6 days
Ken Daneyko	39 years, 1 month, 23 days
Steve Sullivan	38 years, 9 months, 21 days

Age determined at first game played for youngest Devils, last game (regular season or playoffs) for eldest.

LARGEST MARGIN OF VICTORY
 Largest Margin of Defeat
 MOST GOALS, GAME
 Most Goals Allowed, Game
 MOST GOALS, PERIOD
 Most Goals Allowed, Period
 FASTEST GOAL, START OF GP
 Fastest Goal Allowed, Start of GP
 FASTEST GOAL START OF PER.
 Fastest Goal Allowed Start of Per.
 MOST SHOTS IN A GAME
 MOST SHOTS, PERIOD
 Most Shots Allowed, period
 FEWEST SHOTS, GAME
 Fewest Shots Allowed, Game
 FEWEST SHOTS, PERIOD
 Fewest Shots Allowed, Period
 MOST PENALTY MINUTES, GAME
 Most Penalty Minutes Opp. Game
 FEWEST PENALTY MINUTES, GP
 Fewest Penalty Minutes, Opp. GP
 LONGEST WINNING STREAK
 LONGEST POINTS STREAK
 LONGEST LOSING STREAK
 LONGEST WINLESS STREAK

2022-23 TEAM HIGHS & LOWS

7, 2 times, last:
 5
 8
 6, 4 times, last:
 4, twice, last: 3rd per.
 4, 4 times, last: 3rd per.
 0:29
 0:11
 0:07
 1:00
 53
 6, 2 times, last: 3rd per.
 5, 3 times, last: 1st per.
 20
 17, 3 times, last:
 2, 2nd per.
 3, 2 times, last: 3rd per.
 25
 41
 0
 0
 13
 13...13-0-0
 4
 6...0-5-1

4/6, vs CBJ, 8-1, W
 4/2, at WPG, 6-1, L
 4/6, vs CBJ, 8-1, W
 4/2, at WPG, 6-1, L
 4/6, vs CBJ, 8-1, W
 3/18 at FLA, 4-2, L
 R. Graves, at SJS, 1/16/23, 4-3, Wso
 12/1, vs NSH, R. Johansen, 4-3, Lo
 J. Bratt, at CBJ, 2/14/23, 3-2, W
 12/9, vs NYI, C. Clutterbuck, 6-4, L
 4/6, vs CBJ, 8-1, W
 D. Hamilton, 3/21 vs MIN, 2-1, L
 B. Marchand, 4/8, 3-2, L
 11/8, vs CGY, 3-2, W
 4/6, vs CBJ, 8-1, W
 1/22, at PIT, 2-1, Wo
 3/16, vs TBL, 3-2, Lso
 11/1, AT VAN, 5-2, W
 12/21, at FLA, 4-2, W
 3/11, At MTL, 3-1, W
 3/11, at MTL, 3-1, W
 10/25/22-11/21/22
 10/25/22-11/21/22
 12/13/22-12/20/22
 12/9/22-12/20/22

MOST GOALS, GAME
 MOST GOALS, OPPONENT
 MOST ASSISTS, GAME
 MOST Assists, OPPONENT
 MOST POINTS, GAME
 MOST Points, OPPONENT
 MOST SHOTS, GAME
 MOST Shots, OPPONENT
 MOST POINTS, PERIOD
 Most Points Allowed, Period
 BEST +/-, GAME
 Best +/- Opponent, Game
 WORST +/-, GAME
 Worst +/- Opponent, Game
 MOST PENALTY MINUTES, GAME
 Most PIM Opponent, Game
 CONSECUTIVE GOAL SCORING STREAK
 CONSECUTIVE ASSISTS STREAK
 CONSECUTIVE POINT STREAK

INDIVIDUAL SEASON HIGHS

3, 3 times; last: D. Mercer
 2, 21 times, last: P. Zacha
 3, 7 times; last: N. Bastian
 3, P. Buchnevich
 4, 3 times; last: J. Hughes
 3, 10 times; last: K. Palmieri
 10, 3 times; last: J. Hughes
 10, A. Lee
 3, 2 times, last: J. Marino (3a)
 2, 41 times, last: T. Bertuzzi (2a)
 +4, 6 times, last: J. Marino
 +5, R. Josi
 -3, 21 times, last: E. Haula
 -4, 5 times, last: R. Johnson
 17, 3 times, last: M. Wood
 17, 2 times, last: R. Hartman
 8, D. Mercer (10g-5a)
 6, J. Hughes (2g-8a)
 12, D. Mercer (11g-9a)

Vs PIT, 4/4
 At BOS, 4/8
 Vs BUF, 4/11
 Vs STL, 1/5
 Vs CBJ, 4/6
 At NYI, 3/27
 Vs Min, 3/21
 Vs NYI, 12/9
 Vs CBJ, 4/6
 At BOS, 4/8
 4/6, vs CBJ
 1/26, at NSH
 4/2, at WPG
 4/1, at CHI
 3/25, vs OTT
 2/11, at MIN
 2/16-3/3
 3/30-4/8
 2/16-3/11

* - Team Record ** - Ties Team Record ^ - Excluding overtime periods

DEVILS RECORD TEAM-BY-TEAM 2022-2023

ANAHEIM**W - L - OT**

2 0 0
10/18, 4-2, W
1/13, 6-2, W

ARIZONA**W - L - OT**

2 0 0
11/12, 4-2, W
3/5, 5-4, Wot

BOSTON**W - L - OT**

0 3 0
12/23, 4-3, L
12/28, 3-1, L
4/8, 2-1, L

BUFFALO**W - L - OT**

2 1 0
11/25, 3-1, W
3/24, 5-4, L
4/11, 6-2, W

CALGARY**W - L - OT**

2 0 0
11/5, 4-3, Wot
11/8, 3-2, W

CAROLINA**W - L - OT**

2 1 1
12/20, 4-1, L
1/1, 5-4, Lso
10/10, 5-3, W
3/12, 3-0, W

CHICAGO**W - L - OT**

2 0 0
12/6, 3-0, W
4/1, 6-3, W

COLORADO**W - L - OT**

2 0 0
10/28, 1-0, W
3/1, 7-5, W

COLUMBUS**W - L - OT**

3 0 0
10/30, 7-1, W
2/14, 3-2, W
4/6, 8-1, W

DALLAS**W - L - OT**

1 1 0
12/13, 4-1, L
1/27, 3-2 Wot

DETROIT**W - L - OT**

2 1 0
10/15, 5-2, L
10/25, 6-2, W
1/4, 5-1 W

EDMONTON**W - L - OT**

2 0 0
11/3, 4-3, W
11/12, 5-1, W

FLORIDA**W - L - OT**

1 2 0
12/17, 4-2, L
12/21, 4-2, W
3/18, 4-2, L

LOS ANGELES**W - L - OT**

2 0 0
1/4, 5-2, W
2/23, 4-3, Wot

MINNESOTA**W - L - OT**

0 0 2
2/11, 3-2, Lso
3/21, 2-1, Lot

MONTREAL**W - L - OT**

2 1 0
11/15, 5-1, W
2/21, 5-2, L
3/11, 3-1 W

NASHVILLE**W - L - OT**

0 1 1
12/1, 4-3, Lot
1/26, 6-4, L

NY ISLANDERS**W - L - OT**

1 2 0
10/20, 4-1, W
12/9, 6-4, L
3/27, 5-1, L

NY RANGERS**W - L - OT**

3 0 1
11/28, 5-3, W
12/12, 4-3, Lot
1/7, 4-3, Wot
3/30, 2-1, W

OTTAWA**W - L - OT**

3 0 0
11/10, 4-3, Wot
11/19, 5-1, W
3/25, 5-3, W

PHILADELPHIA**W - L - OT**

2 2 0
10/13, 5-2, L
12/3, 3-2, W
12/15, 2-1, L
2/25, 7-0, W

PITTSBURGH**W - L - OT**

4 0 0
12/30, 4-2, W
1/22, 2-1, Wot
2/18, 5-2, W
4/4, 5-1, W

SAN JOSE**W - L - OT**

2 0 0
10/22, 2-1, W
1/16, 4-3, Wso

SEATTLE**W - L - OT**

1 0 1
1/19, 4-3, Lot
2/9, 3-1, W

ST. LOUIS**W - L - OT**

0 2 0
1/5, 5-3, L
2/16, 4-2, L

TAMPA BAY**W - L - OT**

1 1 1
3/14, 4-1, L
3/16, 4-3, Lso
3/19, 5-2, W

TORONTO**W - L - OT**

1 2 0
11/17, 3-2, W
11/23, 2-1, L
3/7, 4-3, L

VANCOUVER**W - L - OT**

2 0 0
11/1, 5-2, W
2/6, 5-4, Wot

VEGAS**W - L - OT**

1 0 1
1/24, 3-2, Wot
3/3, 4-3, Lso

WASHINGTON**W - L - OT**

W - L - OT
3 1 0
10/24, 6-3, L
11/26, 5-1, W
3/9, 3-2, Wso
4/13, 5-4, Wot

WINNIPEG**W - L - OT**

1 1 0
2/19, 4-2, W
4/2, 6-1, L

vs. TOTALS

HOME GF-GA
24-13-4 137-105*

AWAY GF-GA
28-9-4 152-117*

TOTAL GF-GA
52-22-8 289-222*

*Does not include shootout

Make sure expert primary care is part of your game plan.

RWJBarnabas Health Medical Group offers residents an exceptional network of primary care physicians to not only treat you when you are sick, but guide you to improved health and wellness. Virtual and in-person visits available.

A primary care provider is your partner in:

-  The treatment of common illnesses and injuries
-  Reaching weight loss and wellness goals
-  Facilitating an annual physical and ordering appropriate tests and blood work
-  Mental health screenings
-  Medication management
-  Managing chronic health conditions like diabetes, arthritis, high blood pressure and lupus

Visit rwjbh.org/medgroupprimarycare to find a provider near you.

RWJBarnabas
HEALTH

Let's be healthy together.

RWJBarnabas Health is
the official health care provider
of the New Jersey Devils.





DEVILS vs OPPONENTS

 Prudential Center



ALL-TIME RECORD

	GP	W	L	O/T	OTL	PTS	GF	GA
DEVILS	42	23	16	3	0	49	115	105
at New Jersey	20	14	5	1	0	29	58	37
at Anaheim	22	9	11	2	0	20	57	68

2022-23 SUMMARY

	GP	W	L	OT	PTS	GF	GA	SF	SA	PIM	PP	SHG
NEW JERSEY	2	2	0	0	4	10	4	80	53	30	1-5, 20%	0
ANAHEIM	2	0	2	0	0	4	10	53	80	35	1-8, 13%	0

DATE	GAME#	RES	SCORE	LOCATION	GOALTENDERS	W/D GOAL
10/18/22	3	W	4-2	@ DEVILS	BLACKWODD/Stolarz	HAMILTON
1/13/23	42	W	6-2	@ Anaheim	VANECEK/Gibson	HUGHES

INDIVIDUAL SCORING vs. DUCKS

PLAYER	2022-23							WITH DEVILS					CAREER				
	GP	G	A	PTS	+/-	PIM	S	GP	G	A	PTS	PIM	GP	G	A	PTS	PIM
NATHAN BASTIAN	1	0	0	0	0	0	1	3	0	0	0	5	3	0	0	0	5
JESPER BRATT	2	2	2	4	4	0	6	9	4	9	13	2	9	4	9	13	2
NOLAN FOOTE	1	0	0	0	0	0	1	1	0	0	0	0	1	0	0	0	0
DOUGIE HAMILTON	2	2	1	3	4	4	13	4	2	1	3	4	23	6	6	12	12
ERIK HAULA	2	0	0	0	-3	2	3	2	0	0	0	2	21	6	5	11	4
NICO HISCHIER	2	1	1	2	3	0	7	9	3	2	5	4	9	3	2	5	4
ALEXANDER HOLTZ	1	0	0	0	0	0	0	1	0	0	0	0	1	0	0	0	0
JACK HUGHES	2	2	3	5	3	0	7	5	2	4	6	0	5	2	4	6	0
JOHN MARINO	1	0	0	0	1	0	1	1	0	0	0	0	4	0	1	1	2
MIKE McLEOD	2	0	0	0	2	0	1	6	0	0	0	0	6	0	0	0	0
TIMO MEIER	4	6	3	9	8	4	27	-	-	-	-	-	28	14	13	27	14
DAWSON MERCER	2	1	1	2	2	0	2	4	1	1	2	0	4	1	1	2	0
NIKITA OKHOTIUK	1	0	0	0	1	0	0	1	0	0	0	0	1	0	0	0	0
ONDREJ PALAT	2	1	0	1	4	0	4	2	1	0	1	0	13	3	3	6	4
AKIRA SCHMID	-	-	-	-	-	-	-	-	-	-	-	-	-	-	-	-	-
JONAS SIEGENTHALER	2	0	1	1	3	2	2	4	0	1	1	2	6	0	1	1	4
BRENDAN SMITH	2	0	0	0	0	16	3	2	0	0	0	16	20	0	5	5	46
VITEK VANECEK	1	0	0	0	-	0	0	1	0	0	0	0	2	0	0	0	0

Also with career statistics vs. Ducks: CURTIS LAZAR (10-1-0-1-7), COLIN MILLER (16-1-2-3-0), TYLER TOFFOLI (37-9-16-25-4).

GOALTENDING HISTORY vs. DUCKS

GOALTENDER	2022-23							WITH DEVILS							CAREER						
	MIN	GA	SO	GAA	W	L	OT	MIN	GA	SO	GAA	W	L	OT	MIN	GA	SO	GAA	W	L	OT
AKIRA SCHMID	-	-	-	-	-	-	-	-	-	-	-	-	-	-	-	-	-	-	-	-	-
VITEK VANECEK	60	2	0	2.00	1	0	0	60	2	0	2.00	1	0	0	124	5	0	2.41	1	0	1

YEAR	HOME	ROAD	TOTAL	GF-GA	SF-SA	PIM	PP/PK
	W-L-O/T	W-L-O/T	W-L-O/T				
1993-94	1-0-0	1-0-0	2-0-0	10-3	67-41	22-40	3-12/1-8
1994-95	0-0-0	0-0-0	0-0-0	0-0	0-0	0-0	0-0/0-0
1995-96	0-1-0	0-1-0	0-2-0	3-10	56-50	22-24	0-6/1-5
1996-97	1-0-0	0-1-0	1-1-0	6-6	76-52	25-49	1-9/0-7
1997-98	1-0-0	0-1-0	1-1-0	3-2	57-44	21-15	0-5/0-8
1998-99	1-0-0	1-0-0	2-0-0	11-4	64-49	37-37	3-8/1-8
1999-00	1-0-0	1-0-0	2-0-0	5-3	59-54	21-13	2-4/0-4
2000-01	1-0-0	1-0-0	2-0-0	9-4	64-52	21-35	4-8/2-6
2001-02	0-0-0	0-1-0	0-1-0	1-2	45-19	9-15	1-4/1-1
2002-03	1-0-0	1-0-0	2-0-0	6-3	61-55	22-20	0-5/0-6
2003-04	0-0-0	0-0-1	0-0-1	3-3	36-36	16-10	1-4/1-7
2005-06	0-0-0	0-0-0	0-0-0	0-0	0-0	0-0	0-0/0-0
2006-07	0-0-0	0-1-0	0-1-0	2-4	25-37	17-17	1-6/0-6
2007-08	0-1-0	0-0-0	0-1-0	1-2	35-24	4-10	0-5/0-2
2008-09	0-0-0	0-1-0	0-1-0	3-4	21-34	8-4	1-2/0-4
2009-10	1-0-0	0-0-0	1-0-0	3-1	25-32	12-6	0-3/0-6
2010-11	0-0-0	1-0-0	1-0-0	2-1	27-28	8-8	0-4/1-3
2011-12	1-0-0	0-0-0	1-0-0	3-2	27-38	11-7	0-1/0-3
2012-13	0-0-0	0-0-0	0-0-0	0-0	0-0	0-0	0-0/0-0
2013-14	0-0-1	1-0-0	1-0-1	6-6	46-49	18-14	3-7/2-9
2014-15	0-1-0	0-1-0	0-2-0	2-7	42-65	23-13	1-4/1-4
2015-16	0-1-0	0-1-0	0-2-0	2-9	47-45	6-12	0-5/2-3
2016-17	1-0-0	0-1-0	1-1-0	4-4	57-47	17-25	2-10/1-6
2017-18	1-0-0	0-1-0	1-1-0	7-7	51-60	10-14	2-6/1-5
2018-19	0-1-0	0-0-1	0-1-1	7-9	66-51	11-19	1-7/1-3
2019-20	1-0-0	1-0-0	2-0-0	6-1	54-61	13-19	3-7/0-4
2020-21	DID NOT PLAY						
2021-22	1-0-0	0-1-0	1-1-0	2-5	68-61	18-16	0-8/2-9
2022-23	1-0-0	1-0-0	2-0-0	10-4	80-53	30-34	1-5/1-8
TOTALS	14-5-1	9-11-2	23-16-3	115-105	1256-1137	422-476	30-145/18-134

ANAHEIM DUCKS

HONDA CENTER • ANAHEIM, CA
(714) 940-2900 • Fax (714) 940-2953
anaheimducks.com



General Manager	Pat Verbeck
Special Advisor to Hockey Operations	Scott Niedermayer
Assistant General Manager	Jeff Solomon
Assistant to the General Manager	Martin Madden
Head Coach	Greg Cronin
Assistant Coaches	Newell Brown, Mike Stothers, Craig Johnson
Goaltending Coach	Sudarshan Mahara

2022-23 LEADERS


Goals	T. Zegras/T. Terry, 23	PIM	Trevor Zegras, 88
Assists	Trevor Zegras, 38	GAA	Anthony Stolarz, 3.73
Points	Trevor Zegras, 65	Wins	John Gibson, 14
+/-	Scott Harrington, +1	ShO	John Gibson, 1

OTHER INFORMATION

Leading Scorer vs. NJ	Ryan Getzlaf, 4g-10a-14
Leading Scorer vs. Ana.	Bobby Holik, 7g-9a-16pts
Last Trade	Devils obtained Sami Vatanen and Anaheim's third-round pick in 2019 Draft for Adam Henrique, Joseph Blandisi and New Jersey's third-round pick in 2018 Draft (Blake McLaughlin)
Stanley Cups	1 (2006-07)
2023-2024 Schedule vs. Ana.	Dec. 17 @ NJD & Mar. 1 @ ANA



CRONIN



GETZLAF

INDIVIDUAL SCORING vs. DEVILS

PLAYER	GP	2022-23				PIM	S	GP	CAREER			
		G	A	PTS	+/-				G	A	PTS	PIM
SIMON BENOIT	2	0	0	0	2	0	3	2	0	0	0	0
SAM CARRICK	1	0	0	0	0	5	1	5	0	0	0	5
MAX COMTOIS	2	0	0	0	-2	17	1	4	0	1	1	22
JAMIE DRYSDALE	1	0	0	0	-2	0	0	2	0	0	0	2
CAM FOWLER	2	0	2	2	-2	0	1	17	1	9	10	8
JOHN GIBSON	1	0	0	0	0	0	0	8	0	0	0	0
DEREK GRANT	1	0	0	0	0	2	0	10	1	2	3	2
ADAM HENRIQUE	2	1	1	2	0	0	2	10	3	3	6	2
MAX JONES	2	0	0	0	-3	2	2	5	0	0	0	2
JOHN KLINGBERG	2	0	0	0	-1	0	2	15	0	5	5	6
DMITRY KULIKOV	2	0	0	0	-5	0	0	30	6	5	11	18
BRETT LEASON	2	0	0	0	-2	0	1	3	0	0	0	0
ISAC LUNDERSTROM	1	0	1	1	1	0	1	4	1	1	2	0
MASON McTAVISH	2	0	1	1	1	2	3	2	0	1	1	2
JAYSON MEGNA	1	0	0	0	0	0	2	6	1	1	2	0
KEVIN SHATTENKIRK	2	0	0	0	0	2	6	23	1	8	9	20
JAKOB SILFVERBERG	2	2	0	2	1	0	7	17	11	3	14	0
ANTHONY STOLARZ	5	0	0	0	0	0	0	5	0	0	0	0
RYAN STROME	2	0	0	0	-4	4	3	38	15	15	30	18
TROY TERRY	2	0	1	1	0	0	6	5	4	2	6	2
URHO VAAKANAINEN	1	0	0	0	-4	0	4	3	0	0	0	2
FRANK VATRANO	2	0	0	0	-5	0	5	17	2	2	4	8
TREVOR ZEGRAS	2	1	0	1	-5	0	3	4	1	0	1	2

Also with career statistics vs. Devils: RADKO GUDAS (25-2-6-8-62), ROBERT HAGG (17-0-2-2-8), ALEX KILLORN (27-11-2-13-6).

GOALTENDING HISTORY vs. DEVILS

GOALTENDER	2022-23							CAREER						
	MIN	GA	SO	GAA	W	L	OT	MIN	GA	SO	GAA	W	L	OT
JOHN GIBSON	60	6	0	6.00	0	1	0	436	17	1	2.34	5	3	0
ANTHONY STOLARZ	58	4	0	4.00	0	1	0	243	9	0	2.22	0	1	1



ALL-TIME RECORD

	GP	W	L	O/T	OTL	PTS	GF	GA
DEVILS	84	33	41	10	0	76	245	264
at New Jersey	41	20	14	7	0	47	130	115
at Arizona/Wpg.	43	13	27	3	0	29	115	149

2022-23 SUMMARY

	GP	W	L	OT	PTS	GF	GA	SF	SA	PIM	PP	SHG
NEW JERSEY	2	2	0	0	4	9	6	66	37	16	2-9, 22.2%	0
ARIZONA	2	0	1	1	1	6	9	37	66	20	2-6, 33.3%	0

DATE	GAME#	RES	SCORE	LOCATION	GOALTENDERS	W/D GOAL
11/12/22	15	W	4-2	@ DEVILS	SCHMID/Vejmelka	BOQVIST
3/5/23	62	Wo	5-4	@ Arizona	VANECEK/Ingram	HISCHIER

INDIVIDUAL SCORING vs. COYOTES/JETS

PLAYER	2022-23						WITH DEVILS						CAREER					
	GP	G	A	PTS	+/-	PIM	S	GP	G	A	PTS	PIM	GP	G	A	PTS	PIM	
KEVIN BAHL	1	0	0	0	-2	0	0	2	1	1	2	0	2	1	1	2	0	
NATHAN BASTIAN	2	0	0	0	-1	0	3	4	1	1	2	0	4	1	1	2	4	
JESPER BRATT	2	0	1	1	0	2	4	8	1	5	6	6	8	1	5	6	6	
DOUGIE HAMILTON	2	1	2	3	2	2	6	3	1	2	3	2	24	3	12	15	12	
ERIK HAULA	2	0	3	3	4	2	1	2	0	3	3	2	23	4	5	7	12	
NICO HISCHIER	2	1	1	2	1	0	5	10	3	4	7	2	10	3	4	7	0	
JACK HUGHES	2	1	1	2	0	0	8	5	2	4	6	0	5	2	4	6	0	
JOHN MARINO	2	0	0	0	-2	0	1	2	0	0	0	0	6	0	0	0	0	
MICHAEL McLEOD	2	0	0	0	-1	0	1	4	0	2	2	4	4	0	2	2	4	
TIMO MEIER	3	1	1	2	0	2	10	1	1	0	1	2	26	8	10	18	8	
DAWSON MERCER	2	0	1	1	0	0	5	4	0	1	1	0	4	0	1	1	0	
ONDREJ PALAT	1	0	1	1	2	0	3	1	0	1	1	0	16	7	6	13	8	
AKIRA SCHMID	1	0	0	0	-	0	0	1	0	0	0	0	1	0	0	0	0	
JONAS SIEGENTHALER	2	0	1	1	1	2	4	3	0	1	1	2	6	0	1	1	2	
BRENDAN SMITH	1	0	0	0	1	0	1	1	0	0	0	0	16	0	1	1	22	
VITEK VANECEK	1	0	0	0	-	0	0	1	0	0	0	0	2	0	0	0	0	

Also with career statistics vs. Coyotes/Jets: CURTIS LAZAR (11-0-1-1-4), COLIN MILLER (19-1-5-6-31), TYLER TOFFOLI (36-7-12-19-16).

GOALTENDING HISTORY vs. COYOTES/JETS

GOALTENDER	2022-23							WITH DEVILS							CAREER						
	MIN	GA	SO	GAA	W	L	OT	MIN	GA	SO	GAA	W	L	OT	MIN	GA	SO	GAA	W	L	OT
AKIRA SCHMID	60	2	0	2.00	1	0	0	60	2	0	2.00	1	0	0	60	2	0	2.00	1	0	0
VITEK VANECEK	61	4	0	3.97	1	0	0	61	4	0	3.97	1	0	0	121	4	1	1.99	2	0	0

YEAR	HOME W-L-O/T	ROAD W-L-O/T	TOTAL W-L-O/T	GF-GA	SF-SA	PIM	PP/PK
1982-83	0-1-0	1-1-0	1-2-0	7-10	61-88	37-43	3-7/1-9
1983-84	1-1-0	0-1-0	1-2-0	12-15	95-96	63-70	3-19/4-17
1984-85	0-1-0	0-1-1	0-2-1	6-15	78-122	39-37	3-11/4-12
1985-86	2-0-0	0-1-0	2-1-0	13-12	80-87	34-49	1-12/3-10
1986-87	0-1-0	0-2-0	0-3-0	8-17	92-102	54-54	4-13/3-13
1987-88	0-1-1	0-1-0	0-2-1	3-8	93-70	71-102	2-23/4-13
1988-89	0-0-1	0-1-1	0-1-2	10-11	94-98	50-50	2-11/2-11
1989-90	0-2-0	1-0-0	1-2-0	8-9	102-89	32-30	0-9/0-10
1990-91	0-0-1	0-1-1	0-1-2	10-11	106-91	53-51	4-13/3-14
1991-92	0-1-0	0-1-0	0-2-0	4-7	77-46	57-41	1-9/2-13
1992-93	0-0-1	0-1-0	0-1-1	5-6	84-54	38-35	2-13/1-8
1993-94	1-0-0	1-0-0	2-0-0	11-4	51-62	50-60	3-9/0-9
1994-95	0-0-0	0-0-0	0-0-0	0-0	0-0	0-0	0-0/0-0
1995-96	1-0-0	0-1-0	1-1-0	7-6	68-68	55-53	2-9/1-9
1996-97	0-1-0	0-1-0	0-2-0	6-8	74-42	15-27	1-10/0-3
1997-98	1-0-0	1-0-0	2-0-0	6-2	47-41	39-29	3-6/1-11
1998-99	1-0-0	0-1-0	1-1-0	6-4	54-51	22-28	2-10/0-7
1999-00	1-0-0	0-1-0	1-1-0	6-7	79-41	21-21	0-7/2-7
2000-01	1-0-0	1-0-0	2-0-0	8-3	71-41	12-18	3-7/0-4
2001-02	1-0-0	0-1-0	1-1-0	6-6	59-49	13-21	2-7/1-3
2002-03	0-0-0	1-0-0	1-0-0	3-0	38-18	6-8	0-4/0-3
2003-04	0-1-0	0-0-0	0-1-0	1-3	28-23	10-8	0-3/0-4
2005-06	0-0-0	0-0-0	0-0-0	0-0	0-0	0-0	0-0/0-0
2006-07	0-0-0	0-1-0	0-1-0	1-3	15-27	4-12	0-6/0-2
2007-08	0-1-0	0-0-0	0-1-0	1-4	31-38	23-13	0-4/1-9
2008-09	1-0-0	0-0-0	1-0-0	5-2	36-28	20-16	1-2/1-4
2009-10	0-0-0	0-1-0	0-1-0	3-4	34-19	8-6	0-3/1-4
2010-11	1-0-0	0-0-0	1-0-0	3-0	29-29	6-10	1-5/0-3
2011-12	0-0-0	0-1-0	0-1-0	3-5	34-42	8-2	0-1/1-4
2012-13	0-0-0	0-0-0	0-0-0	0-0	0-0	0-0	0-0/0-0
2013-14	0-0-1	0-1-0	0-1-1	4-6	63-54	12-12	1-6/1-6
2014-15	1-0-0	1-0-0	2-0-0	7-1	57-69	17-17	1-5/0-5
2015-16	1-0-0	1-0-0	2-0-0	5-2	41-58	32-22	0-5/1-10
2016-17	1-0-0	0-1-0	1-1-0	9-8	65-62	16-16	3-4/3-6
2017-18	1-0-0	0-1-0	1-1-0	4-8	52-64	14-10	2-5/1-7
2018-19	1-0-0	1-0-0	2-0-0	3-3	67-49	18-15	0-8/0-8
2019-20	0-1-0	1-0-0	1-1-0	5-6	68-49	12-16	1-8/1-6
2020-21				DID NOT PLAY			
2021-22	0-1-0	1-0-0	1-1-0		76-38		14-161/7/1-6
2022-23	1-0-0	1-0-0	2-0-0	9-6	72-47	16-20	2-9/4-6
TOTALS	18-13-5	12-22-3	30-35-7	215-227	2271-2052	993-1045	54-291/46-276

ARIZONA COYOTES

MULLETT ARENA • TEMPLE, AZ
(480) 564-3497 • Email: Info@MullettArena.com
www.nhl.com/coyotes



COYOTES VS. DEVILS

General Manager	Bill Armstrong
Director of Hockey Operations	David Ludwig
Senior Advisor to the General Manager	Larry Pleau
Assistant General Manager	John Ferguson
Head Coach	Andre Tourigny
Assistant Coaches	Baline Forsythe, John Madden, Mario Duhamel
Goaltending Coach	Corey Schwab

2022-23 LEADERS


Goals	Clayton Keller, 37	PIM	Liam O'Brien, 114
Assists	Clayton Keller, 49	GAA	Connor Ingram, 3.37
Points	Clayton Keller, 86	Wins	Karel Vejmelka, 18
+/-	Jakob Chychrun, +8	ShO	Karel Vejmelka, 3

OTHER INFORMATION

Leading Scorer vs. NJ	Thomas Steen, 12g-19a-31pts
Leading Scorer vs. Ari/Wpg.	John MacLean, 13g-7a-20pts
Last Trade	Devils obtain Nate Schnarr, Nick Merkley, Kevin Bahl, 2020 conditional 1st-round pick & 2021 conditional 3rd-round pick for Taylor Hall & Blake Speers (12/16/19)
Stanley Cups	None
2023-2024 Schedule vs. Ari.	Oct. 13 @ NJD & Mar. 16 @ ARI



TOURIGNY



KELLER

INDIVIDUAL SCORING vs. DEVILS

PLAYER	GP	2022-23					PIM	S	GP	CAREER				
		G	A	PTS	+/-	PIM				G	A	PTS	PIM	
NICK BJUGSTAD	1	0	0	0	0	0	0	0	5	2	2	4	0	
TRAVIS BOYD	2	0	1	1	0	0	0	0	7	0	0	0	10	
JOSH BROWN	2	0	0	0	-3	0	1	9	1	3	4	0	0	
LAWSON CROUSE	2	0	1	1	1	0	5	3	0	0	0	0	0	
LAURENT DAUPHIN	1	0	0	0	0	0	2	1	0	0	0	0	0	
JEAN-SEBASTIEN DEA	1	0	0	0	0	0	0	8	2	2	4	4	4	
CHRISTIAN FISCHER	2	0	0	0	-3	0	3	27	3	8	11	12	12	
SHAYNE GOSTISBEHERE	2	0	0	0	-2	0	1	1	1	0	1	0	0	
DYLAN GUENTHER	1	1	0	1	0	0	1	3	0	0	0	0	0	
BARRETT HAYTON	2	0	0	0	-3	0	3	4	1	0	1	0	0	
CONNOR INGRAM	1	0	0	0	-	0	0	1	0	0	0	0	0	
ZACK KASSIAN	1	1	0	1	0	0	1	16	3	2	5	13	13	
CLAYTON KELLER	2	1	1	2	-1	2	5	9	3	3	6	4	4	
MATIAS MACCELLI	2	1	1	2	2	2	4	4	2	1	3	4	4	
CONNOR MACKEY	1	0	1	1	0	0	1	2	0	1	1	0	0	
DYSIN MAYO	1	0	0	0	-1	0	0	2	0	0	0	0	0	
JACK MCBAIN	2	1	1	2	0	0	2	4	1	1	2	0	0	
J.J. MOSER	2	0	1	1	0	4	2	4	0	1	1	4	4	
PATRICK NEMETH	2	0	0	0	-1	0	6	13	0	0	0	2	2	
LIAM O'BRIEN	2	0	1	1	-1	4	4	4	0	1	1	4	4	
NICK RITCHIE	1	0	0	0	-2	2	1	17	4	3	7	6	6	
NICK SCHMALTZ	1	1	0	1	-1	0	1	1	0	0	0	2	2	
VICTOR SODERSTROM	1	0	1	1	2	0	3	1	0	1	1	0	0	
TROY STECHER	1	0	0	0	0	0	1	8	0	1	1	4	4	
JUUSO VALIMAKI	2	0	3	3	-1	0	1	3	0	3	3	4	4	
KAREL VEJMEJKA	1	0	0	0	-	0	0	3	0	0	0	0	0	

Also with career statistics vs. Devils: NICK BJUGSTAD (17-3-3-6-6), ALEX KERFOOT (12-0-7-7-6), TROY STECHER (8-0-1-1-4), JASON ZUCKER (22-1-4-5-13).

GOALTENDING HISTORY vs. DEVILS

GOALTENDER	MIN	2022-23					CAREER							
		GA	SO	GAA	W	L	OT	MIN	GA	SO	GAA	W	L	OT
CONNOR INGRAM	61	5	0	4.97	0	0	0	61	5	0	4.97	0	0	0
KAREL VEJMEJKA	58	4	0	4.12	0	1	0	178	11	0	3.70	1	2	0



ALL-TIME RECORD

DEVILS
at New Jersey
at Boston

GP	W	L	O/T	OTL	PTS	GF	GA
175	58	88	19	10	145	440	564
87	29	43	11	4	73	202	259
91	29	48	8	6	72	238	305

2022-23 SUMMARY

	GP	W	L	OT	PTS	GF	GA	SF	SA	PIM	PP	SHG
NEW JERSEY	3	0	3	0	0	5	9	101	90	17	1-7, 14.3%	0
BOSTON	3	3	0	0	6	9	5	90	101	23	1/5, 20%	0

DATE	GAME#	RES	SCORE	LOCATION	GOALTENDERS	W/D GOAL
12/23/22	34	L	4-3	@ DEVILS	BLACKWOOD/Ullmark	Debrusk
12/28/22	35	L	3-1	@ DEVILS	VANECEK/Ullmark	Bergeron
4/8/23	80	L	2-1	@ Boston	BLACKWOOD/Ullmark	Zacha

*BLACKWOOD replaced by VANECEK 36:20 in the 3rd period

INDIVIDUAL SCORING vs. BRUINS

PLAYER	2022-23							WITH DEVILS				CAREER					
	GP	G	A	PTS	+/-	PIM	S	GP	G	A	PTS	PIM	GP	G	A	PTS	PIM
KEVIN BAHL	3	0	0	0	-3	9	2	5	0	1	1	9	5	0	1	1	9
NATHAN BASTIAN	1	0	0	0	0	0	0	9	1	0	1	5	9	1	0	1	5
JESPER BRATT	3	1	0	1	-1	0	15	20	4	5	9	4	20	4	5	9	4
DOUGIE HAMILTON	3	0	2	2	-1	0	7	5	0	2	2	0	15	2	3	5	0
NICO HISCHIER	3	1	2	3	-1	0	8	15	2	8	10	2	15	2	8	10	2
ALEXANDER HOLTZ	1	0	0	0	0	0	2	3	0	0	0	0	3	0	0	0	0
JACK HUGHES	3	1	1	2	-1	0	12	16	2	8	9	0	16	2	8	9	0
JOHN MARINO	1	0	0	0	0	0	2	1	0	0	0	0	13	1	2	3	6
MICHAEL MCLEOD	3	0	0	0	-3	0	3	16	1	1	2	0	16	1	1	2	0
TIMO MEIER	3	0	0	0	-3	9	9	1	0	0	0	0	11	4	0	4	15
DAWSON MERCER	3	0	0	0	-2	0	6	6	1	1	2	2	6	1	1	2	2
NIKITA OKHOTIUK	2	0	0	0	0	0	3	2	0	0	0	0	2	0	0	0	0
ONDREJ PALAT	1	0	1	1	0	0	1	1	0	0	0	0	32	5	11	16	8
AKIRA SCHMID	-	-	-	-	-	-	-	-	-	-	-	-	-	-	-	-	-
JONAS SIEGENTHALER	3	0	0	0	0	2	3	6	0	0	0	4	12	0	2	2	6
BRENDAN SMITH	2	0	1	1	-1	0	2	2	0	1	1	0	27	0	3	3	21
TYCE THOMPSON	1	0	0	0	-1	0	0	1	0	0	0	0	1	0	0	0	0
VITEK VANECEK	2	0	0	0	-	0	0	2	0	0	0	0	12	0	0	0	0

Also with career statistics vs. Bruins: CURTIS LAZAR (13-1-0-1-9), COLIN MILLER (13-1-1-2-16), TYLER TOFFLO (16-5-6-11-4).

GOALTENDING HISTORY vs. BRUINS

GOALTENDER	2022-23							WITH DEVILS							CAREER						
	MIN	GA	SO	GAA	W	L	OT	MIN	GA	SO	GAA	W	L	OT	MIN	GA	SO	GAA	W	L	OT
AKIRA SCHMID	-	-	-	-	-	-	-	-	-	-	-	-	-	-	-	-	-	-	-	-	-
VITEK VANECEK	76	2	0	1.57	0	1	0	76	2	0	1.57	0	1	0	625	30	0	2.88	5	5	0

YEAR	HOME W-L-O/T	ROAD W-L-O/T	TOTAL W-L-O/T	GF-GA	SF-SA	PIM	PP/PK
1982-83	0-0-2	0-1-0	0-1-2	6-9	51-107	30-16	0-8/3-15
1983-84	0-1-0	1-1-0	1-2-0	8-12	53-99	84-88	4-17/3-15
1984-85	0-2-0	0-1-0	0-3-0	9-15	81-89	52-54	3-13/1-12
1985-86	0-1-0	0-2-0	0-3-0	9-18	78-78	54-58	4-14/4-16
1986-87	1-1-0	0-0-1	1-1-1	12-16	80-112	83-83	2-13/6-18
1987-88	0-1-0	1-1-0	1-2-0	11-16	98-64	49-51	1-15/4-14
1988-89	0-1-1	0-1-0	0-2-1	8-14	89-95	99-103	1-16/4-19
1989-90	1-0-0	0-1-1	1-1-1	10-10	86-104	52-75	1-12/2-11
1990-91	1-1-0	0-0-1	1-1-1	10-7	82-82	51-45	3-17/2-13
1991-92	1-0-0	1-1-0	2-1-0	10-10	90-100	45-55	0-11/3-16
1992-93	0-1-0	1-2-0*	1-3-0	14-16	116-124	60-50	0-15/6-20
1993-94	1-1-0	1-1-0	2-2-0	17-17	89-138	81-91	2-19/6-17
1994-95	1-1-0	0-2-0	1-3-0	8-14	125-118	120-103	0-14/4-17
1995-96	0-2-0	0-1-1	0-3-1	7-11	136-124	57-51	1-13/3-11
1996-97	2-0-0	1-1-0	3-1-0	15-11	158-107	87-76	1-15/2-10
1997-98	1-0-1	1-0-1	2-0-2	7-4	108-100	51-44	3-10/2-11
1998-99	1-1-0	1-0-1	2-1-1	9-8	125-110	47-27	2-8/1-13
1999-00	1-0-1	0-1-1	1-1-2	10-11	137-119	58-50	2-10/4-14
2000-01	1-1-0	1-1-0	2-2-0	15-13	131-124	56-48	2-13/3-12
2001-02	1-1-0	1-1-0	2-2-0	12-12	93-120	43-39	1-15/4-17
2002-03	1-0-1	1-1-0	2-1-1	8-7	116-116	39-29	1-9/0-9
2003-04	0-2-0	1-0-1	1-2-1	11-13	112-121	47-55	7-22/4-18
2005-06	2-0-0	2-0-0	4-0-0	15-10	126-120	30-58	3-23/1-14
2006-07	1-1-0	1-1-0	2-2-0	12-11	122-113	47-45	3-17/4-13
2007-08	2-0-0	1-1-0	3-1-0	13-10	132-98	36-36	3-12/3-13
2008-09	1-1-0	1-1-0	2-2-0	6-9	115-112	40-34	1-11/2-14
2009-10	1-0-1	2-0-0	3-0-1	7-5	117-135	43-29	0-7/0-9
2010-11	1-1-0	0-2-0	1-3-0	5-13	123-115	39-25	1-10/2-17
2011-12	0-2-0	0-1-1	0-3-1	8-18	123-114	33-49	2-12/2-9
2012-13	0-1-0	0-1-1	0-2-1	5-8	94-72	32-33	1-13/1-7
2013-14	1-1-0	1-0-0	2-1-0	9-9	87-77	19-33	6-13/3-6
2014-15	0-0-1	0-2-0	0-2-1	4-10	73-100	21-15	1-3/2-6
2015-16	1-1-0	0-0-1	1-1-1	4-7	65-110	25-31	2-9/1-6
2016-17	1-0-0	0-2-0	1-2-0	6-5	72-98	29-27	1-10/1-11
2017-18	0-1-0	0-1-0	0-2-1	7-10	119-80	25-25	5-15/2-9
2018-19	0-1-0	1-1-0	1-2-0	6-8	75-99	12-14	2-7/1-6
2019-20	1-1-0	0-1-0	1-2-0	3-10	101-90	62-70	2-7/1-6
2020-21	2-1-1	3-0-1	5-2-2	17-15	209-298	62-70	2-7/1-6
2021-22	0-1-0	0-2-0	0-3-0	6-18	81-110	31-33	0-4/2-6
2022-23	0-2-0	0-1-0	0-3-0	5-9	101-133	17-23	1-7/1-5
TOTALS	28-33-10	24-34-14	52-68-24	361-447	4169-4425	1909-1914	70-511/108-500

*Includes neutral site loss @ Providence, RI.

TD GARDEN • BOSTON, MA
(617) 624-1900 • Fax (617) 523-7184
bostonbruins.com



Goals	David Pastrnak, 61	PIM	A.J. Greer, 114
Assists	David Pastrnak, 52	GAA	Linus Ullmark, 1.89
Points	David Pastrnak, 113	Wins	Linus Ullmark, 40
		ShO	Jeremy Swayman, 4



Leading Scorer vs. NJ..... Ray Bourque, 16g-51a-67pts
Leading Scorer vs. Bos...... Patrik Elias, 24g-22a-46pts
Last Trade..... Erik Haula in exchange for Pavel Zacha on 7/13/22.
Stanley Cups..... 6 (last time 2010-11)
2023-2024 Schedule vs. Bos...... Dec. 13 @ NJ, Dec. 30 @ BOS & Jan. 15 @ BOS



PASTRNAK

PLAYER	GP	G	2022-23				PIM	S	CAREER				PIM
			A	PTS	+/-	GP			G	A	PTS		
PATRICE BERGERON	3	2	0	2	3	2	10	61	26	27	53	12	
TYLER BERTUZZI	2	0	3	3	1	0	4	14	6	11	17	16	
BRANDON CARLO	3	0	0	0	2	0	0	23	1	1	2	8	
CONNOR CLIFTON	2	0	1	1	0	0	4	13	1	1	2	11	
CHARLIE COYLE	3	0	1	1	-1	0	4	30	0	6	6	18	
JAKE DeBRUSK	3	1	1	2	3	0	8	20	5	5	10	4	
NICK FOLIGNO	2	0	0	0	0	0	2	48	12	9	21	36	
DEREK FORBORT	2	0	0	0	2	0	0	10	0	1	1	2	
TRENT FREDERIC	3	1	0	1	1	5	6	10	2	1	3	5	
A.J. GREER	3	0	0	0	0	0	3	3	0	0	0	0	
MATT GRZELCYK	3	0	0	0	-1	2	2	21	5	7	12	16	
TAYLOR HALL	3	0	0	0	-2	0	6	21	5	10	15	14	
GARNET HATHAWAY	3	1	1	2	1	4	3	22	2	3	5	15	
DAVID KREJCI	2	0	2	2	1	0	2	46	5	24	29	10	
HAMPUS LINDHOLM	3	0	3	3	3	0	4	18	1	9	10	20	
BRAD MARCHAND	3	0	2	2	3	0	9	45	15	22	37	24	
CHARLIE McAVOY	3	0	0	0	1	10	3	17	1	6	7	24	
TOMAS NOSEK	2	0	0	0	0	0	1	13	0	3	3	0	
DMITRY ORLOV	2	0	0	0	1	2	2	39	5	11	16	27	
DAVID PASTRNAK	3	2	2	4	2	2	14	27	8	17	25	6	
CRAIG SMITH	3	1	0	1	0	0	6	26	3	10	13	4	
JEREMY SWAYMAN	-	-	-	-	-	-	-	1	0	0	0	0	
LINUS ULLMARK	3	0	0	0	-	0	0	15	0	0	0	0	
PAVEL ZACHA	3	3	1	4	3	0	5	3	3	1	4	0	
JAKUB ZBORIL	1	0	0	0	1	0	2	8	0	1	1	0	

GOALTENDING HISTORY vs. DEVILS

GOALTENDER	2022-23							CAREER						
	MIN	GA	SO	GAA	W	L	OT	MIN	GA	SO	GAA	W	L	OT
JEREMY SWAYMAN	-	-	-	-	-	-	-	60	2	0	2.00	1	0	0
LINUS ULLMARK	179	5	0	1.67	3	0	0	857	32	0	2.24	10	4	0



ALL-TIME RECORD

DEVILS
at New Jersey
at Buffalo

GP	W	L	O/T	OTL	PTS	GF	GA
173	72	75	17	9	170	496	545
85	37	36	9	3	86	233	248
88	35	39	8	6	84	263	297

2022-23 SUMMARY

	GP	W	L	OT	PTS	GF	GA	SF	SA	PIM	PP	SHG
NEW JERSEY	3	2	1	0	4	8	9	112	75	17	2-9, 22%	0
BUFFALO	3	1	1	1	3	9	8	75	112	35	1-4, 25%	2

DATE	GAME#	RES	SCORE	LOCATION	GOALTENDERS	W/D GOAL
11/25/22	21	W	3-1	Buffalo	VANECEK/Anderson	BOQVIST
3/24/23	72	L	5-4	Buffalo	SCHMID*/Luukkonen	Tuch
4/11/23	81	W	6-2	DEVILS	VANECEK/Levi	WOOD

*SCHMID replaced by VANECEK 10:55 in 1st Period

INDIVIDUAL SCORING vs. SABRES

PLAYER	GP	2022-23						WITH DEVILS				CAREER					
		G	A	PTS	+/-	PIM	S	GP	G	A	PTS	PIM	GP	G	A	PTS	PIM
KEVIN BAHL	2	1	2	3	3	0	3	3	1	2	5	2	3	1	2	3	0
NATHAN BASTIAN	2	0	3	3	0	0	4	11	0	5	5	2	11	0	5	5	2
JESPER BRATT	3	0	3	3	2	0	12	21	6	14	20	0	21	6	14	20	0
NOLAN FOOTE	1	0	0	0	+1	0	1	1	0	0	0	0	1	0	0	0	0
DOUGIE HAMILTON	3	0	1	1	3	2	6	6	1	3	4	4	23	1	7	8	22
ERIK HAULA	2	0	1	1	-2	2	2	2	0	1	1	2	14	2	3	5	10
NICO HISCHER	3	0	4	4	1	2	7	17	3	10	13	6	17	3	10	13	6
JACK HUGHES	3	4	1	5	0	0	11	13	3	11	14	0	13	3	11	14	0
LUKE HUGHES	1	0	0	0	-1	0	0	1	0	0	0	0	1	0	0	0	0
JOHN MARINO	3	0	0	0	0	0	0	3	0	0	0	0	13	1	0	1	2
MICHAEL MCLEOD	2	0	1	1	1	2	1	13	2	4	6	4	11	2	4	6	4
TIMO MEIER	4	0	1	1	-5	4	6	2	0	1	1	0	12	3	6	9	6
DAWSON MERCER	3	0	1	1	-2	0	5	6	0	1	1	2	6	0	1	1	2
ONDREJ PALAT	2	0	0	0	1	0	5	2	0	0	0	0	31	10	15	25	4
AKIRA SCHMID	2	0	0	0	-	0	0	2	0	0	0	0	2	0	0	0	0
JONAS SIEGANTHALER	3	1	0	1	1	0	6	5	1	0	1	7	11	1	0	1	11
BRENDAN SMITH	1	0	0	0	0	0	2	1	0	0	0	0	31	2	4	6	31
VITEK VANECEK	2	0	1	1	-	0	0	2	0	1	1	0	11	0	1	1	0

Also with career statistics vs. Sabres: CURTIS LAZAR (21-2-1-3-15), COLIN MILLER (13-0-2-2-6), TYLER TOFFLO (20-3-7-10-4).

GOALTENDING HISTORY vs. SABRES

GOALTENDER	2022-23					WITH DEVILS					CAREER				
	MIN	GA	SO	GAA	W-L-O/T	MIN	GA	SO	GAA	W-L-O/T	MIN	GA	SO	GAA	W-L-O/T
AKIRA SCHMID	70	4	0	3.39	1-0-0	70	4	0	3.39	1-0-0	70	4	0	3.39	1-0-0
VITEK VANECEK	107	4	0	2.23	1-1-0	107	4	0	2.23	1-1-0	634	24	1	2.27	8-2-1

YEAR	HOME W-L-O/T	ROAD W-L-O/T	TOTAL W-L-O/T	GF-GA	SF-SA	PIM	PP/PK
1982-83	0-1-1	0-1-0	0-2-1	11-18	81-112	33-44	4-11/4-11
1983-84	0-1-0	0-1-1	0-2-1	8-17	85-98	30-34	1-15/3-12
1984-85	0-2-0	0-1-0	0-3-0	8-12	55-88	64-68	4-18/4-16
1985-86	0-1-0	1-1-0	1-2-0	12-13	105-90	49-43	2-14/4-15
1986-87	1-1-0	0-1-0	1-2-0	9-12	79-88	62-62	4-16/4-15
1987-88	0-1-0	0-1-1	0-2-1	7-14	96-102	162-128	4-17/5-19
1988-89	1-1-0	0-1-0	1-2-0	12-16	94-72	93-77	4-18/7-16
1989-90	1-0-0	1-1-0	2-1-0	13-12	104-105	39-39	3-13/3-12
1990-91	1-0-1	0-0-1	1-0-2	12-8	119-83	57-49	1-15/3-19
1991-92	1-0-1	0-1-0	1-1-1	15-13	94-101	82-55	1-10/4-17
1992-93	1-0-1*	1-1-0	2-1-1	15-13	137-117	108-98	3-15/3-20
1993-94	1-1-0	2-0-0	3-1-0	17-7	115-117	100-99	0-10/3-17
1994-95	1-0-0	0-2-0	1-2-0	7-8	82-65	70-81	1-9/1-11
1995-96	0-2-0	1-0-1	1-2-1	12-13	155-97	138-127	3-19/5-23
1996-97	1-0-1	1-1-0	2-1-1	13-8	142-100	74-68	3-13/2-15
1997-98	2-0-0	2-0-0	4-0-0	14-9	122-93	75-81	4-17/3-19
1998-99	0-1-1	2-0-0	2-1-1	10-8	118-113	99-95	3-14/2-16
1999-00	1-1-0	1-1-0	2-2-0	12-12	128-97	76-60	2-14/3-21
2000-01	0-2-0	0-2-0	0-4-0	3-15	110-104	52-28	1-12/4-19
2001-02	2-0-0	0-1-1	2-1-1	10-6	82-85	77-78	4-15/1-14
2002-03	2-0-0	1-0-1	3-0-1	12-7	111-108	49-43	1-16/2-19
2003-04	2-0-0	1-0-1	3-0-1	19-7	112-105	71-69	5-20/1-16
2005-06	2-0-0	1-1-0	3-1-0	10-9	104-109	36-36	1-13/3-12
2006-07	1-1-0	1-1-0	2-2-0	11-11	127-97	47-33	0-13/0-14
2007-08	2-0-0	1-0-1	3-0-1	9-7	116-96	20-20	1-9/0-9
2008-09	0-2-0	2-0-0	2-2-0	10-11	104-127	43-39	2-13/3-15
2009-10	1-1-0	1-0-1	2-1-1	7-7	143-103	26-34	3-14/1-10
2010-11	0-1-1	1-1-0	1-2-1	6-13	124-123	25-25	1-10/1-10
2011-12	1-0-1	2-0-0	3-0-1	13-7	103-99	44-52	4-15/2-11
2012-13	1-0-0	0-0-2	1-0-2	8-9	103-74	33-37	2-13/1-12
2013-14	1-0-0	0-1-1	1-1-1	4-5	81-64	34-28	2-8/3-11
2014-15	2-0-0	1-0-0	3-0-0	9-3	90-75	23-21	1-8/2-9
2015-16	0-1-0	2-0-0	2-1-0	7-6	68-72	24-18	1-9/3-12
2016-17	2-0-0	1-0-0	3-0-0	8-4	109-72	19-39	2-13/1-4
2017-18	0-0-1	2-0-0	2-0-1	12-7	97-82	27-17	1-6/3-12
2018-19	2-0-0	0-1-0	2-1-0	8-7	66-114	26-30	3-9/0-7
2019-20	0-1-0	0-1-0	0-1-0	3-14	65-68	26-26	1-6/4-6
2020-21	1-3-0	3-0-1	4-3-1	27-26	275-242	48-56	7-27/9-23
2021-22	1-1-0	1-0-0	2-1-0	8-9	112-75	17-35	2-9/1-4
2022-23	1-0-0	1-1-0	2-1-0	13-8	105-98	14-12	1-6/1-7
TOTALS	36-25-9	34-25-13	70-50-22	419-404	4253-3862	2194-2088	93-524/109-549

*Includes neutral site win @ Hamilton, Ont.

BUFFALO SABRES

KEYBANK CENTER • BUFFALO, NY
(716) 855-4100 • Fax (716) 855-4122
sabres.com



SABRES VS. DEVILS

General ManagerKevyn Adams
Associate General Manager Jason Karmanos
Assistant General Manager Mark Jakubowski
Head CoachDon Granato
Assistant Coaches Mike Bales, Jason Christie, Marty Wilford

2022-23 LEADERS

GoalsTage Thompson, 47
Assists Rasmus Dahlin, 58
PointsTage Thompson, 94
+/- Jeff Skinner, +15
PIM Rasmus Dahlin, 92
GAA Craig Anderson, 3.06
WinsUkko-Pekka Luukkonen, 17
ShOAnderson, Eric Comrie, 1

OTHER INFORMATION

Leading Scorer vs. NJ Dave Andreychuk, 17g-22a-39pts
Leading Scorer vs. Buf. Patrik Elias, 12g-30a-42pts
Last TradeDevils obtain future considerations in exchange for Will Butcher & a 2022 5th-round pick
Stanley CupsNone
2023-2024 Schedule vs. Buf.Oct. 27 @ NJD, Nov. 25 @ NJD & Mar. 29 @ BUF



GRANATO



DAHLIN

INDIVIDUAL SCORING vs. DEVILS

PLAYER	GP	2022-23					PIM	S	CAREER				
		G	A	PTS	+/-	PIM			G	A	PTS	PIM	
CRAIG ANDERSON	1	0	0	0	-	0	0	0	22	0	1	1	0
JACOB BRYSON	2	0	0	0	1	0	0	0	8	0	1	1	4
DYLAN COZENS	3	1	1	2	-5	2	6	10	3	1	4	2	
RASMUS DAHLIN	3	0	1	1	-2	4	7	18	3	15	18	14	
CASEY FITZGERALD	1	0	0	0	0	0	1	3	0	0	0	0	
ZEMGUS GIRGENSONS	3	0	0	0	0	0	5	24	0	3	3	8	
JORDAN GREENWAY	2	0	0	0	-2	0	3	7	1	0	1	2	
VINNIE HINOSTROZA	1	0	0	0	1	0	0	8	0	1	1	4	
HENRI JOKIHARJU	3	0	1	1	-2	2	3	14	1	3	4	6	
TYSON JOST	3	0	0	0	-2	2	6	10	0	1	1	4	
PEYTON KREBS	2	0	1	1	2	2	1	4	0	1	1	2	
DEVON LEVI	1	0	0	0	-	0	0	1	0	0	0	0	
UKKO-PEKKA LUUKKONEN	2	0	0	0	-	0	0	2	0	0	0	0	
ILYA LYUBUSHKIN	3	0	0	0	-2	0	1	8	0	0	0	2	
CASEY MITTELSTADT	3	0	2	2	-1	0	4	14	3	5	8	4	
KYLE OKPOSO	3	0	0	0	0	0	7	61	10	21	31	32	
VICTOR OLOFSSON	2	1	1	2	1	0	4	15	7	9	16	4	
JJ PETERKA	3	0	2	2	-3	0	2	4	0	2	2	0	
OWEN POWER	3	0	0	0	-3	0	9	4	1	0	1	0	
JACK QUINN	3	1	1	2	-5	0	6	3	1	1	2	0	
MATTIAS SAMUELSSON	2	1	0	1	-2	0	4	3	1	0	1	0	
JEFF SKINNER	3	1	1	2	-1	0	10	47	20	10	30	34	
TAGE THOMPSON	3	1	0	1	-3	0	10	15	4	5	9	2	
ALEX TUCH	3	2	3	5	-2	0	8	10	4	8	12	0	

Also with career statistics vs. Devils: CONNOR CLIFTON (13-1-1-2-11), ERIK JOHNSON (16-1-3-4-9).

GOALTENDING HISTORY vs. DEVILS

GOALTENDER	MIN	2022-23					MIN	CAREER				
		GA	SO	GAA	W	L OT		GA	SO	GAA	W	L OT
CRAIG ANDERSON	57	3	0	3.16	0	1 0	1233	55	2	2.67	14	5 3
DEVON LEVI	58	4	0	4.13	0	1 0	58	4	0	4.13	0	1 0
OUKKO-PEKKA LUUKKONEN	59	4	0	4.01	1	0 0	118	8	0	4.06	1	1 0



ALL-TIME RECORD

	GP	W	L	O/T	OTL	PTS	GF	GA
DEVILS	110	26	67	11	4	71	395	424
at New Jersey	56	19	33	3	1	42	150	191
at Calgary	54	9	34	8	3	29	145	233

2022-23 SUMMARY

	GP	W	L	OT	PTS	GF	GA	SF	SA	PIM	PP	SHG
NEW JERSEY	2	2	0	0	4	7	5	65	65	21	2-10, 20%	0
CALGARY	2	0	2	0	0	5	7	55	55	29	2-6, 33.3%	0

DATE	GAME#	RES	SCORE	LOCATION	GOALTENDERS	W/D GOAL
11/5/22	12	Wo	4-3	@ Calgary	VANECEK/Markstrom	ZETTERLUND
11/8/22	13	W	3-2	@ DEVILS	VANECEK/Markstrom	HISCHIER

INDIVIDUAL SCORING vs. FLAMES

PLAYER	2022-23							WITH DEVILS					CAREER				
	GP	G	A	PTS	+/-	PIM	S	GP	G	A	PTS	PIM	GP	G	A	PTS	PIM
NATHAN BASTIAN	2	1	1	2	1	7	1	4	1	1	2	7	4	1	1	2	7
JESPER BRATT	2	0	1	1	2	0	5	6	0	3	3	2	6	0	3	3	2
DOUGIE HAMILTON	2	1	2	3	1	0	8	4	1	4	5	0	10	4	8	12	6
ERIK HAULA	2	0	0	0	-1	4	3	2	0	0	0	4	20	2	3	5	10
NICO HISCHIER	2	1	2	3	2	0	6	8	1	6	7	0	8	1	6	7	0
JACK HUGHES	2	0	2	2	1	0	8	4	1	4	5	2	4	1	4	5	2
JOHN MARINO	2	0	0	0	-1	0	2	2	0	0	0	0	6	1	2	3	2
MIKE McLEOD	2	0	1	1	0	0	3	6	0	1	1	0	6	0	1	1	0
DAWSON MERCER	2	0	0	0	0	0	0	4	2	1	3	0	4	2	1	3	0
JONAS SIEGENTHALER	2	0	0	0	4	2	1	4	0	0	0	4	7	0	0	0	6
BRENDAN SMITH	2	0	0	0	-1	0	2	2	0	0	0	0	14	1	2	3	10
VITEK VANECEK	2	0	0	0	0	0	0	2	0	0	0	0	4	0	0	0	0

Also with career statistics vs. Flames: CURTIS LAZAR (8-1-1-2-0), COLIN MILLER (15-3-2-5-10), TIMO MEIER (20-7-9-16-14), TOMAS NOSEK (10-3-2-5-2), TYLER TOFFOLI (39-15-6-21-17).

GOALTENDING HISTORY vs. FLAMES

GOALTENDER	2022-23							WITH DEVILS							CAREER						
	MIN	GA	SO	GAA	W	L	OT	MIN	GA	SO	GAA	W	L	OT	MIN	GA	SO	GAA	W	L	OT
AKIRA SCHMID																					
VITEK VANECEK	2	5	0	2.45	2	0	0	2	5	0	2.45	2	0	0	202	12	0	3.56	3	0	0

YEAR	HOME	ROAD	TOTAL	GF-GA	SF-SA	PIM	PP/PK
	W-L-O/T	W-L-O/T	W-L-O/T				
1982-83	0-2-0	1-0-0	1-2-0	7-16	77-89	49-41	4-11/4-11
1983-84	0-1-0	0-1-1	0-2-1	9-11	87-91	52-40	1-11/3-13
1984-85	0-1-1	0-1-0	0-2-1	7-14	97-95	64-60	2-12/2-9
1985-86	0-1-0	0-1-1	0-2-1	10-18	98-122	49-45	3-14/3-16
1986-87	1-1-0	0-1-0	1-2-0	13-14	75-109	65-47	1-11/2-14
1987-88	0-1-0	1-1-0	1-2-0	8-18	89-112	92-76	2-20/5-17
1988-89	0-2-0	0-1-0	0-3-0	6-13	77-84	128-140	2-22/6-16
1989-90	0-1-0	0-2-0	0-3-0	9-16	87-103	26-30	1-11/2-9
1990-91	2-0-0	0-1-0	2-1-0	10-10	73-90	70-56	3-10/6-17
1991-92	1-0-0	1-0-0	2-0-0	11-5	71-71	36-43	2-9/2-11
1992-93	0-1-0	0-1-0	0-2-0	7-9	53-66	27-25	1-6/2-7
1993-94	1-0-0	0-0-1	1-0-1	8-5	50-69	58-36	3-10/1-11
1994-95	0-0-0	0-0-0	0-0-0	0-0	0-0	0-0	0-0/0-0
1995-96	0-1-0	0-0-1	0-1-1	2-3	52-48	48-50	0-8/1-6
1996-97	1-0-0	1-0-0	2-0-0	7-1	50-54	31-27	1-5/0-7
1997-98	1-0-0	0-0-1	1-0-1	4-3	65-36	41-49	0-10/0-6
1998-99	0-1-0	0-0-0	0-1-0	2-5	38-25	27-15	1-5/1-6
1999-00	0-1-0	0-0-1	0-1-1	4-6	82-52	20-22	1-8/0-7
2000-01	0-0-0	1-0-0	1-0-0	4-2	34-13	14-18	0-6/1-4
2001-02	1-0-0	0-0-0	1-0-0	5-1	23-24	16-14	0-1/0-2
2002-03	0-1-0	0-1-0	0-2-0	6-8	58-53	18-12	0-6/0-9
2003-04	1-0-0	0-0-0	1-0-0	3-1	26-19	26-9	0-1/1-3
2005-06	0-1-0	0-0-0	0-1-0	1-4	32-15	10-22	1-10/3-4
2006-07	0-0-0	0-0-0	0-0-0	0-0	0-0	0-0	0-0/0-0
2007-08	0-0-0	1-0-0	1-0-0	1-0	22-30	17-13	0-4/0-6
2008-09	1-0-0	0-0-0	1-0-0	3-2	31-37	19-13	1-4/1-7
2009-10	0-0-0	0-1-0	0-1-0	3-5	25-25	12-18	1-4/0-1
2010-11	1-0-0	0-0-0	1-0-0	2-1	21-26	6-6	0-3/0-3
2011-12	0-0-0	0-1-0	0-1-0	3-6	38-14	20-18	1-4/1-5
2012-13	0-0-0	0-0-0	0-0-0	0-0	0-0	0-0	0-0/0-0
2013-14	0-1-0	0-1-0	0-2-0	2-4	52-51	18-10	0-5/3-9
2014-15	0-1-0	0-0-1	0-1-1	5-8	56-63	23-17	1-5/2-8
2015-16	1-0-0	0-1-0	1-1-0	6-5	46-58	16-10	1-5/2-8
2016-17	0-0-1	1-0-0	1-0-1	5-5	65-70	15-15	3-7/3-7
2017-18	0-1-0	0-0-1	0-1-1	6-8	62-59	6-8	1-4/0-3
2018-19	0-1-0	0-1-0	0-2-0	5-11	46-74	12-10	0-4/1-5
2019-20	0-0-0	0-1-0	0-1-0	2-5	23-38	12-6	0-3/2-6
2020-21				DID NOT PLAY			
2021-22	1-3-0	3-0-1	4-3-1	27-26	66-69	48-56	7-27/9-23
2022-23	1-0-0	1-0-0	2-0-0	7-5	55-85	21-56	2-10/2-6
TOTALS	13-21-2	8-17-9	21-38-11	198-257	2002-2139	1176-1074	41-277/62-279

CALGARY FLAMES

SCOTIABANK SADDLEDOME • CALGARY, ALTA.
(403) 777-4636 • Fax (403) 777-2171
calgaryflames.com



FLAMES VS. DEVILS


Senior VP, Hockey OperationsDon Maloney
General ManagerCraig Conroy
Assistant General ManagersBrad Pascall, Chris Snow
Special Advisor to the General ManagerJarome Iginla
Head CoachRyan Huska
Assistant CoachesMarc Savard, Dan Lambert, Cail MacLean

2022-23 LEADERS


Goals Tyler Toffoli, 34 **PIM** Nikita Zadorov, 80
Assists Elias Lindholm, 42 **GAA** Daniel Vladar, 2.87
Points Tyler Toffoli, 73 **Wins** Jacob Markstrom, 23
+/- Mikael Backlund, +24 **ShO** Jacob Markstrom, 1

OTHER INFORMATION

Leading Scorer vs. NJ Gary Suter, 4g-25a-29pts
Leading Scorer vs. Cgy. John MacLean, 6g-10a-16pts
Last Trade Devils obtained Tyler Toffoli for Yegor Sharangovich
& 2023 3rd round draft pick (6/27/23)
Stanley Cups 1 (1988-89)
2023-2024 Schedule vs. Cgy. Dec. 9 @ CGY, Feb. 8 @ NJD



HUSKA



LINDHOLM

INDIVIDUAL SCORING vs. DEVILS

PLAYER	GP	2022-23					PIM	S	GP	CAREER				
		G	A	PTS	+/-					G	A	PTS	PIM	
RASMUS ANDERSSON	2	0	3	3	-1	0	3	7	0	3	7	0		
MIKAEL BACKLUND	2	0	0	0	0	2	1	18	2	6	8	10		
BLAKE COLEMAN	2	0	1	1	0	2	1	4	0	1	1	2		
NICK DeSIMONE	1	0	0	0	-1	0	2	1	0	0	0	0		
DILLON DUBE	2	0	0	0	-3	0	2	4	1	2	3	0		
DENNIS GILBERT	1	0	0	0	0	5	2	3	0	0	0	15		
NOAH HANIFIN	2	0	1	1	-1	2	6	20	2	6	8	4		
JONATHAN HUBERDEAU	1	0	0	0	0	0	1	22	8	12	18	10		
NAZEM KADRI	2	2	0	2	-2	0	8	29	8	10	18	14		
TREVOR LEWIS	2	0	1	1	1	0	5	50	8	7	15	12		
ELIAS LINDHOLM	2	1	1	2	0	2	5	27	4	13	17	2		
MILAN LUCIC	2	0	0	0	-2	4	2	39	13	11	24	26		
CONNOR MACKAY	2	0	1	1	-2	2	1	2	0	1	1	2		
ANDREW MANGIAPANE	2	0	0	0	-2	0	3	7	3	0	3	0		
JACOB MARKSTROM	2	0	0	0	0	0	0	14	0	0	0	2		
BRETT RITCHIE	2	0	0	0	0	4	3	13	2	0	2	13		
KEVIN ROONEY	2	0	0	0	0	0	1	10	1	1	2	2		
ADAM RUZICKA	1	0	1	1	0	0	1	1	0	1	1	0		
MICHAEL STONE	1	0	0	0	1	0	0	11	1	4	5	2		
TYLER TOFFOLI	2	1	1	2	1	0	8	15	4	3	7	2		
MACKENZIE WEEGAR	2	0	0	0	0	4	6	13	1	4	5	8		
NIKITA ZADOROV	2	1	0	1	1	0	6	14	1	0	1	11		

Also with career statistics vs. Devils: JORDAN OESTERLE (8-0-0-0-0).

GOALTENDING HISTORY vs. DEVILS

GOALTENDER	MIN	2022-23					MIN	GA	CAREER				
		GA	SO	GAA	W	L OT			SO	GAA	W	L OT	
JACOB MARKSTROM	2	7	0	3.47	0	1 1	818	39	0	2.86	2	9 3	



ALL-TIME RECORD

DEVILS	GP	W	L	O/T	OTL	PTS	GF	GA
at New Jersey	151	79	56	12	4	174	467	430
at Carolina/Hfd.	74	45	23	4	2	96	244	209
	77	34	33	8	2	78	223	221

2022-23 SUMMARY

	GP	W	L	OT	PTS	GF	GA	SF	SA	PIM	PP	SHG
NEW JERSEY	4	2	1	1	5	13	12	111	127	32	0-13, 0%	0
CAROLINA	4	2	2	0	4	12	13	127	88	30	1-14, 7.1%	0

DATE	GAME#	RES	SCORE	LOCATION	GOALTENDERS	W/D GOAL
12/20/22	32	L	4-1	@ Carolina	VANECEK/Kochetkov	Staal
1/1/23	37	Lso	5-4	vs Carolina	BLACKWOOD/RAANTA	Svechnikov(SO)
1/10/23	41	W	5-3	@ Carolina	VANECEK/Kochetkov	MERCER
3/12/23	66	W	3-0	vs Carolina	VANECEK/Kochetkov	HUGHES

*VANECEK replaced by BLACKWOOD in the third period.

INDIVIDUAL SCORING vs. HURRICANES/WHALERS

PLAYER	2022-23						WITH DEVILS						CAREER					
	GP	G	A	PTS	+/-	PIM	S	GP	G	A	PTS	PIM	GP	G	A	PTS	PIM	S
KEVIN BAHL	2	0	0	0	-2	0	0	1	0	0	0	2	4	0	0	0	2	0
NATHAN BASTIAN	1	0	0	0	0	0	0	6	2	1	3	4	6	2	1	3	4	0
JESPER BRATT	4	4	2	6	5	0	10	16	6	4	10	6	16	6	4	10	6	0
DOUGIE HAMILTON	4	0	3	3	4	2	8	6	0	3	3	2	19	3	9	12	2	0
ERIK HAULA	4	0	2	2	-1	6	4	4	0	2	2	6	21	3	8	11	20	0
NICO HISCHER	4	2	1	3	3	0	14	15	6	8	14	0	15	6	8	14	0	0
ALEXANDER HOLTZ	1	0	0	0	-1	0	0	2	0	0	0	0	2	0	0	0	0	0
JACK HUGHES	4	3	2	5	3	0	20	8	5	2	7	0	8	5	2	7	0	0
JOHN MARINO	2	0	0	0	-1	0	2	2	0	0	0	0	6	0	1	1	0	0
MIKE McLEOD	4	0	2	2	0	0	5	8	1	4	5	2	4	1	4	5	2	0
TIMO MEIER	3	0	0	0	0	1	2	1	0	0	0	2	11	3	2	5	2	0
DAWSON MERCER	4	2	2	4	3	2	7	8	2	4	6	2	8	2	4	6	2	0
NIKITA OKHOTIUK	1	0	0	0	0	0	0	3	0	1	1	0	3	0	1	1	0	0
ONDREJ PALAT	2	0	0	0	-2	0	2	2	0	0	0	0	34	7	14	21	6	0
JONAS SIEGENTHALER	4	1	0	1	5	2	5	6	1	0	1	4	6	1	0	1	4	0
BRENDAN SMITH	3	0	1	1	-1	2	3	3	0	1	1	2	21	1	3	4	10	0
TYCE THOMPSON	1	0	0	0	0	0	1	1	0	0	0	0	1	0	0	0	0	0
VITEK VANECEK	3	0	0	0	0	0	0	3	0	0	0	0	5	0	0	0	0	0

Also with career statistics vs. Hurricanes/Whalers: COLIN MILLER (10-1-4-5-6), TYLER TOFFOLI (15-7-4-11-8).

GOALTENDING HISTORY vs. HURRICANES/WHALERS

GOALTENDER	2022-23							WITH DEVILS							CAREER						
	MIN	GA	SO	GAA	W	L	OT	MIN	GA	SO	GAA	W	L	OT	MIN	GA	SO	GAA	W	L	OT
AKIRA SCHMID	-	-	-	-	-	-	-	-	-	-	-	-	-	-	60	2	0	2.00	1	0	0
VITEK VANECEK	160	6	1	2.25	2	1	0	160	6	1	2.25	2	1	0	260	11	2	2.54	3	2	0

YEAR	HOME W-L-O/T	ROAD W-L-O/T	TOTAL W-L-O/T	GF-GA	SF-SA	PIM	PP/PK
1982-83	1-1-0	0-1-0	1-2-0	6-9	82-90	30-31	2-12/2-10
1983-84	1-0-0	0-1-1	1-1-1	13-13	81-94	56-48	2-10/5-14
1984-85	0-2-0	0-1-0	0-3-0	4-13	83-81	61-84	1-18/4-11
1985-86	0-1-0	1-1-0	1-2-0	15-14	76-84	59-53	2-10/3-13
1986-87	1-1-0	0-0-1	1-1-1	15-16	95-121	37-55	5-15/5-11
1987-88	1-0-0	0-1-1	1-1-1	7-6	78-93	89-87	2-16/3-20
1988-89	1-1-0	0-1-0	1-2-0	11-14	85-97	62-41	0-13/6-18
1989-90	0-1-0	1-1-0	1-2-0	9-16	83-85	56-39	3-14/6-17
1990-91	1-1-0	0-1-0	1-2-0	8-13	86-75	52-78	2-12/4-9
1991-92	2-0-0	1-0-0	3-0-0	16-4	74-67	39-68	5-18/1-15
1992-93	1-1-0	2-0-0	3-1-0	21-14	159-118	94-95	7-20/3-15
1993-94	2-0-0	0-1-1	2-1-1	12-9	126-104	84-63	1-14/3-13
1994-95	1-0-1	0-0-1	1-0-2	7-6	102-74	24-36	1-7/3-7
1995-96	1-1-0	1-0-1	2-1-1	11-8	158-90	64-86	3-21/5-16
1996-97	2-0-0	1-1-0	3-1-0	15-8	116-103	61-57	3-13/2-15
1997-98	1-1-0	1-1-0	2-2-0	7-9	100-90	76-66	2-16/2-16
1998-99	2-0-0	2-1-0	4-1-0	20-13	178-123	87-97	3-26/4-25
1999-00	1-1-0	1-1-0	2-2-0	12-13	110-106	64-42	2-11/4-18
2000-01	2-0-0	0-1-1	2-1-1	15-11	131-98	68-48	2-11/5-21
2001-02	0-1-1	2-0-0	2-1-1	10-10	110-94	36-24	2-9/2-13
2002-03	1-1-0	1-1-0	2-2-0	9-8	121-86	93-102	4-25/1-20
2003-04	1-1-0	2-0-0	3-1-0	11-5	89-95	38-40	3-12/0-11
2005-06	1-1-0	1-1-0	2-2-0	9-13	100-118	38-44	3-20/3-17
2006-07	1-1-0	2-0-0	3-1-0	12-11	95-127	66-52	2-18/3-18
2007-08	2-0-0	1-0-1	3-0-1	16-5	105-102	71-64	5-13/0-11
2008-09	1-1-0	0-2-0	1-3-0	8-11	138-133	36-32	3-14/7-16
2009-10	2-0-0	1-1-0	3-1-0	12-7	114-106	38-42	3-16/3-14
2010-11	2-0-0	1-1-0	3-1-0	13-11	109-99	51-33	0-5/5-14
2011-12	2-0-0	1-1-0	3-1-0	14-8	118-108	47-34	2-14/0-15
2012-13	0-1-0	1-1-0	1-2-0	9-11	85-65	26-24	3-9/4-10
2013-14	1-1-0	2-0-0	3-1-0	16-11	107-100	22-16	2-7/1-10
2014-15	1-0-1	1-1-0	2-1-1	7-7	76-137	29-25	2-9/0-11
2015-16	1-1-0	1-2-0	2-3-0	12-12	126-126	43-43	1-11/2-11
2016-17	1-1-0	2-0-0	3-1-0	11-7	107-125	22-16	0-9/1-11
2017-18	2-0-0	1-1-0	3-1-0	13-10	114-135	22-26	4-12/0-11
2018-19	2-0-0	0-2-0	2-2-0	7-7	110-134	39-35	1-13/2-15
2019-20	0-0-0	1-1-0	1-1-0	7-8	63-57	16-20	1-8/1-6
2020-21							
2021-22	1-0-1	0-2-0	1-2-1	13-15	126-104	20-24	2-10/0-8
2022-23	1-0-1	1-1-0	2-1-1	13-11	111-127	32-30	0-13/1-14
TOTALS	44-22-5	33-31-9	77-53-14	444-396	4127-3971	1930-1906	90-524/106-539

CAROLINA HURRICANES

PNC ARENA • RALEIGH, NC
(919) 467-7825 • Fax (919) 462-0123
carolinahurricanes.com



President/General Manager	Don Waddell
Assistant General Managers	Eric Tulsy, Darren Yorke
Head Coach	Rod Brind'Amour
Assistant Coach	Jeff Daniels, Tim Gleason
Goaltending Coach	Paul Schonfelder

2022-23 LEADERS


Goals	Sebastian Aho, 36	PIM	Andre Svechnikov, 71
Assists	Martin Necas, 43	GAA	Antti Raanta, 2.23
Points	Martin Necas, 71	Wins	Frederik Andersen, 21
+/-	Jalen Chatfield, +23	ShO	A. Raanta, P. Kochetkov, 4

OTHER INFORMATION

Leading Scorer vs. NJ	Ron Francis, 13g-30a-43pts
Leading Scorer vs. Car/Hfd.	Patrik Elias 22g-35a-57pts
Last Trade	Devils obtained Janne Kuokkanen, Fredrik Claesson, 2020 conditional 4th rnd-pick in exchange for Sami Vatanen (2/24/20)
Stanley Cups	1 (2005-06)
2023-2024 Schedule vs. Car.	Jan. 25 @ CAR, Feb. 10 @ CAR & Mar. 9 @ NJD



BRIND'AMOUR



AHO

INDIVIDUAL SCORING vs. DEVILS

PLAYER	GP	2022-23					PIM	S	GP	CAREER			
		G	A	PTS	+/-	PIM				G	A	PTS	PIM
SEBASTIAN AHO	3	2	2	4	-2	0	10	21	5	7	12	4	4
BRENT BURNS	4	0	1	1	0	0	15	24	4	13	17	18	18
JALEN CHATFIELD	3	0	0	0	2	2	3	3	0	0	0	2	2
DYLAN COGHLAN	1	0	0	0	-2	0	1	2	1	1	2	4	4
CALVIN de HAAN	3	0	2	2	1	0	1	21	0	8	8	8	8
JACK DRURY	1	0	0	0	1	0	1	1	0	0	0	0	0
JESPER FAST	4	0	1	1	-3	2	3	30	4	8	12	6	6
SHAYNE GOSTISBEHERE	2	0	0	0	-2	0	1	29	3	8	11	12	12
SETH JARVIS	4	0	1	1	-3	2	10	8	1	3	4	2	2
PYOTR KOCHETKOV	3	0	0	0	0	0	0	4	0	0	0	0	0
JESPERI KOTKANEN	4	2	1	3	1	0	4	12	5	5	10	0	0
JORDAN MARTINOOK	4	0	1	1	-4	4	5	14	4	3	7	6	6
MARTIN NECAS	4	1	1	2	-3	4	9	10	3	5	8	4	4
STEFAN NOESEN	4	1	2	3	3	0	5	6	1	2	3	4	4
MAX PACIORETTY	1	1	0	1	0	0	5	32	15	8	23	14	14
BRETT PESCE	4	0	1	1	-4	2	6	25	2	7	9	12	12
JESSE PULJUJARVI	3	0	1	1	-2	2	3	9	0	4	4	8	8
ANTTI RAANTA	1	0	0	0	0	0	0	9	0	0	0	0	0
BRADY SKJEI	4	0	1	1	-2	2	9	24	5	8	13	14	14
JACOB SLAVIN	4	0	2	2	1	0	8	25	0	9	9	4	4
JORDAN STAAL	4	1	0	1	-3	4	3	69	13	15	28	34	34
PAUL STASTNY	4	0	0	0	-1	0	3	22	1	8	9	2	2
DEREK STEPAN	3	2	0	2	3	0	5	44	15	16	31	19	19
ANDREI SVECHNIKOV	3	0	0	0	-2	4	15	12	3	2	5	16	16
TEUVO TERAVAINEN	4	1	1	2	0	2	3	22	6	7	13	2	2

Also with career statistics vs. Devils: FREDERIK ANDERSEN (9 GP, 7-2-0), MICHAEL BUNTING (6-2-3-5-0), DMITRY ORLOV (39-5-11-16-27).

GOALTENDING HISTORY vs. DEVILS

GOALTENDER	MIN	2022-23					MIN	GA	CAREER			
		G	SO	GAA	W	L			SO	GAA	W	L
PYOTR KOCHETKOV	179	8	0	2.68	1	2	0	204	10	2.50	2	2
ANTTI RAANTA	65	4	0	3.69	1	0	0	549	22	2.40	8	0



ALL-TIME RECORD

	GP	W	L	O/T	OTL	PTS	GF	GA
DEVILS	119	46	46	21	6	119	359	392
at New Jersey	60	28	17	11	4	71	184	167
at Chicago	59	18	29	10	2	48	175	225

2022-23 SUMMARY

	GP	W	L	OT	PTS	GF	GA	SF	SA	PIM	PP	SHG
NEW JERSEY	0	2	2	0	0	4	9	3	69	41	8	1-3, 33.3%
CHICAGO	0	2	0	2	0	0	3	9	41	69	6	0-4, 0%

DATE	GAME#	RES	SCORE	LOCATION	GOALTENDERS	W/D GOAL
12/6/22	26	W	3-0	HAMILTON	@ DEVILS	VANECEK/
Soderblom				6-3		
4/1/23	76	W		GRAVES	@ CHICAGO	BLACKWOOD/
Stalock						

INDIVIDUAL SCORING vs. BLACKHAWKS

PLAYER	2022-23							WITH DEVILS							CAREER						
	GP	G	A	PTS	+/-	PIM	S	GP	G	A	PTS	PIM	GP	G	A	PTS	PIM	GP	G	A	PTS
KEVIN BAHL	1	0	0	0	0	0	1	1	0	0	0	0	1	0	0	0	0	1	0	0	0
JESPER BRATT	2	1	1	2	2	0	4	10	3	6	9	2	10	3	6	9	2	10	3	6	9
DOUGIE HAMILTON	2	2	3	5	2	2	11	4	3	4	7	4	28	7	13	20	24	28	7	13	20
ERIK HAULA	2	1	1	2	3	0	3	2	1	1	2	0	31	7	9	16	10	31	7	9	16
NICO HISCHIER	2	1	1	2	1	0	6	9	2	4	6	4	9	2	4	6	4	9	2	4	6
ALEXANDER HOLTZ	1	0	0	0	0	0	1	1	0	0	0	0	1	0	0	0	0	1	0	0	0
JACK HUGHES	2	0	4	4	3	0	3	6	4	6	10	0	6	4	6	10	0	6	4	6	10
JOHN MARINO	2	0	0	0	3	2	3	2	0	0	0	2	5	0	2	2	2	5	0	2	2
MIKE McLEOD	2	0	0	0	-1	0	2	4	0	0	0	7	4	0	0	0	7	4	0	0	0
TIMO MEIER	3	2	1	3	0	2	12	1	1	1	2	0	17	12	7	19	8	17	12	7	19
DAWSON MERCER	2	1	0	1	2	2	5	4	1	1	2	6	4	1	1	2	6	4	1	1	2
ONDREJ PALAT	1	0	1	1	1	0	4	1	0	1	1	0	23	5	11	16	8	23	5	11	16
JONAS SIEGENTHALER	2	0	2	2	2	0	1	4	1	4	5	0	5	1	3	4	0	5	1	3	4
BRENDAN SMITH	1	0	0	0	0	2	0	1	0	0	0	2	12	1	3	4	11	12	1	3	4
VITEK VANECEK	1	0	0	0	0	0	0	1	0	0	0	0	2	0	0	0	0	2	0	0	0

Also with career statistics vs. Blackhawks: COLIN MILLER (9-1-3-4-6), TYLER TOFFOLI (25-7-8-15-6).

GOALTENDING HISTORY vs. BLACKHAWKS

GOALTENDER	2022-23							WITH DEVILS							CAREER						
	MIN	GA	SO	GAA	W	L	OT	MIN	GA	SO	GAA	W	L	OT	MIN	GA	SO	GAA	W	L	OT
AKIRA SCHMID	-	-	-	-	-	-	-	-	-	-	-	-	-	-	-	-	-	-	-	-	-
VITEK VANECEK	60	0	1	0.00	1	0	0	60	0	1	0.00	1	0	0	124	3	1	1.44	1	0	1

YEAR	HOME W-L-O/T	ROAD W-L-O/T	TOTAL W-L-O/T	GF-GA	SF-SA	PIM	PP/PK
1982-83	0-1-0	0-2-0	0-3-0	8-13	71-91	22-20	2-9/2-8
1983-84	2-0-0	0-1-0	2-1-0	12-11	92-106	58-58	3-19/5-19
1984-85	0-1-0	0-2-0	0-3-0	6-16	101-80	30-34	3-12/2-10
1985-86	1-1-0	1-0-0	2-1-0	15-15	96-106	53-55	2-16/3-15
1986-87	0-1-0	1-1-0	1-2-0	9-10	93-122	63-70	1-14/2-18
1987-88	2-0-0	1-0-0	3-0-0	12-7	111-72	38-76	3-24/4-15
1988-89	0-1-0	2-0-0	2-1-0	13-11	106-89	78-90	6-19/1-13
1989-90	2-0-0	0-1-0	2-1-0	9-10	69-116	26-34	2-13/1-10
1990-91	0-0-1	0-1-1	0-1-2	7-9	85-86	42-34	3-9/2-13
1991-92	0-0-1	1-0-1	1-0-2	9-7	88-103	50-43	4-11/2-13
1992-93	0-0-1	1-0-0	1-0-1	7-6	64-66	33-58	4-13/1-12
1993-94	0-0-1	0-0-1	0-0-2	3-3	75-77	29-29	0-5/1-5
1994-95	0-0-0	0-0-0	0-0-0	0-0	0-0	0-0	0-0/0-0
1995-96	0-1-0	0-1-0	0-2-0	2-9	60-36	43-63	0-12/4-7
1996-97	0-0-1	1-0-0	1-0-1	7-5	51-71	31-25	1-3/1-6
1997-98	0-1-0	0-0-1	0-1-1	3-7	57-61	65-47	1-5/2-10
1998-99	0-0-1	0-1-0	0-1-1	5-6	71-41	71-73	0-8/2-7
1999-00	1-0-0	1-0-0	2-0-0	8-1	75-51	32-44	2-6/0-5
2000-01	1-0-0	0-0-0	1-0-0	4-3	36-25	2-6	2-3/0-1
2001-02	1-0-0	1-0-0	2-0-0	6-2	58-50	21-17	0-5/0-7
2002-03	1-0-0	0-0-0	1-0-0	5-1	41-19	11-15	0-4/0-2
2003-04	1-0-0	0-0-1	1-0-1	8-6	57-69	34-34	1-5/1-5
2005-06	0-0-0	1-0-0	1-0-0	3-2	26-31	4-8	2-4/0-2
2006-07	1-0-0	0-0-0	1-0-0	2-1	27-24	8-16	0-8/0-4
2007-08	0-0-0	0-0-0	0-0-0	0-0	0-0	0-0	0-0/0-0
2008-09	1-0-0	0-0-1	1-0-1	5-5	60-74	32-22	0-5/2-10
2009-10	0-0-1	0-1-0	0-1-1	2-7	60-62	6-6	0-3/1-3
2010-11	0-0-0	1-0-0	1-0-0	5-3	24-32	13-11	0-3/1-4
2011-12	1-0-0	0-0-0	1-0-0	2-1	22-38	8-6	1-3/0-4
2012-13	0-0-0	0-0-0	0-0-0	0-0	0-0	0-0	0-0/0-0
2013-14	0-1-0	0-1-0	0-2-0	5-10	39-61	14-10	1-5/1-7
2014-15	0-0-1	0-1-0	0-1-1	3-6	50-74	14-6	0-3/1-7
2015-16	1-0-0	1-0-0	2-0-0	7-4	48-58	21-15	1-5/1-8
2016-17	0-0-1	0-0-1	0-0-2	5-7	65-62	18-12	2-6/2-9
2017-18	1-0-0	1-0-1	2-0-0	11-6	67-84	32-34	3-4/2-10
2018-19	1-0-0	0-1-0	1-1-0	10-10	84-68	23-19	3-5/1-7
2019-20	0-0-1	1-0-0	1-0-1	8-2	74-62	40-26	1-7/1-9
2020-21	DID NOT PLAY						
2021-22	1-0-0	0-1-0	1-1-0	9-11	65-64	37-17	0-4/4-9
2022-23	1-0-0	1-0-0	2-0-0	9-3	69-41	8-6	1-3/0-4
TOTALS	20-8-10	16-15-7	36-23-17	241-234	2337-2372	1110-1137	55-283/54-294

CHICAGO BLACKHAWKS

UNITED CENTER • CHICAGO, IL
(312) 455-7000 • Fax (312) 455-7042
chicagoblackhawks.com



BLACKHAWKS VS. DEVILS

General Manager	Kyle Davidson
Associate General Manager	Norm Maciver
Assistant General Managers	Mark Eaton, Meghan Hunter
Head Coach	Luke Richardson
Assistant Coaches	Kevin Dean, Derek King
Goaltending Coach	Jimmy Waite

2022-23 LEADERS


Goals A. Athanasiou, T. Raddysh, 20	PIM	Max Domi, 76
Assists Max Domi, 31	GAA	Alex Stalock, 3.01
Points Max Domi, 49	Wins	Petr Mrazek, 19
+/- Jake McCabe, +7	ShO	Alex Stalock, 2

OTHER INFORMATION

Leading Scorer vs. NJ	Denis Savard, 17g-29a-46pts
Leading Scorer vs. Chi.	John MacLean, 11g-8a-19pts
Last Trade	Devils obtain John Hayden in exchange for John Quenneville (6/22/19)
Stanley Cups	6 (last time, 2014-15)
2023-2024 Schedule vs. Chi.	Nov. 5 @ CHI, Jan. 5 @ NJD



RICHARDSON



RADDYSH

INDIVIDUAL SCORING vs. DEVILS

PLAYER	GP	2022-23					PIM	S	GP	CAREER				
		G	A	PTS	+/-	PIM				G	A	PTS	PIM	
JOEY ANDERSON	1	0	0	0	-1	0	0	0	1	0	0	0	0	
ANDREAS ATHANASIOU	2	1	1	2	-1	0	6	11	3	4	7	0	0	
ANDRES BJORK	1	0	0	0	0	0	1	12	0	0	0	0	0	
COLIN BLACKWELL	1	0	0	0	0	0	1	9	1	5	6	4		
JASON DICKINSON	2	0	1	1	-1	0	2	6	1	1	2	2		
MAX DOMI	1	0	0	0	0	0	1	19	2	9	11	24		
MACKENZIE ENTWISTLE	1	0	0	0	-1	0	2	3	0	1	1	0		
JACK JOHNSON	2	0	0	0	0	0	0	38	3	7	10	14		
REESE JOHNSON	2	0	0	0	-6	2	0	2	0	0	0	2		
TYLER JOHNSON	1	1	0	1	0	0	1	22	9	10	19	4		
CALEB JONES	1	0	0	0	0	0	2	2	0	2	2	0		
SETH JONES	2	0	0	0	-5	0	5	26	1	13	14	6		
WYATT KAISER	1	0	0	0	-2	0	1	1	0	0	0	0		
PATRICK KANE	2	0	0	0	0	0	10	24	11	16	27	10		
BORIS KATCHOUK	2	0	0	0	-2	0	1	4	0	1	1	0		
JUJHAR KHAIRA	2	0	0	0	-1	0	2	8	0	1	1	0		
PHILIPP KURASHEV	1	0	0	0	0	0	0	3	0	0	0	0		
JAKE McCABE	2	0	0	0	-1	0	3	19	2	4	6	8		
IAN MITCHELL	1	0	0	0	0	0	1	1	0	0	0	0		
CONNOR MURPHY	2	0	0	0	-2	2	1	17	0	2	2	6		
TAYLOR RADDYSH	2	0	2	2	0	0	3	5	0	2	2	0		
LUKAS REICHEL	2	1	0	1	-1	0	1	3	0	1	1	0		
FILIP ROOS	1	0	0	0	-1	0	1	1	0	0	0	0		
ARVID SODERBLOM	1	0	0	0	0	0	0	1	0	0	0	0		
ALEX STALOCK	1	0	0	0	0	0	0	4	0	0	0	0		
JONATHAN TOEWS	1	0	1	1	-1	0	1	21	3	10	13	17		
ALEX VLASIC	1	0	0	0	0	0	0	1	0	0	0	0		
AUSTIN WAGNER	1	0	0	0	-2	0	0	5	0	1	1	2		
NIKITA ZAITSEV	1	0	1	1	2	2	0	15	0	5	5	8		

Also with career statistics vs. Devils: RYAN DONATO (6-2-2-4-17).

GOALTENDING HISTORY vs. DEVILS

GOALTENDER	MIN	2022-23					MIN	CAREER				
		GA	SO	GAA	W	L	OT	GA	SO	GAA	W	L
ARVID SODERBLOM	59	3	0	3.01	0	1	0	59	3	0	3.01	0
ALEX STALOCK	59	5	0	5.02	0	1	0	239	14	0	3.51	2



ALL-TIME RECORD

	GP	W	L	O/T	OTL	PTS	GF	GA
DEVILS	96	41	43	8	4	94	297	308
at New Jersey	49	25	18	4	2	56	178	150
at Colorado/Que.	47	16	25	4	2	40	119	158

2022-23 SUMMARY

	GP	W	L	OT	PTS	GF	GA	SF	SA	PIM	PP	SHG
NEW JERSEY	2	2	0	0	4	8	5	52	55	14	2-5, 40%	0
COLORADO	2	0	2	0	0	5	8	55	52	10	0-7, 0%	0

DATE	GAME#	RES	SCORE	LOCATION	GOALTENDERS	W/D GOAL
10/28/22	8	W	1-0	@ DEVILS	BLACKWOOD/Georgiev	HUGHES
3/1/23	60	W	7-5	@ COLORADO	VANECEK/Annunen	MERCER

INDIVIDUAL SCORING vs. AVALANCHE/NORDIQUES

PLAYER	2022-23						WITH DEVILS						CAREER					
	GP	G	A	PTS	+/-	PIM	S	GP	G	A	PTS	PIM	GP	G	A	PTS	PIM	S
KEVIN BAHL	1	0	0	0	0	0	0	2	0	0	0	2	2	0	0	0	2	0
NATHAN BASTIAN	2	1	0	1	0	0	5	4	2	0	2	0	4	2	0	2	0	0
JESPER BRATT	2	0	2	2	-1	0	4	7	3	4	7	0	7	3	4	7	0	0
DOUGIE HAMILTON	2	0	1	2	1	0	5	4	1	1	2	0	20	4	4	8	27	0
ERIK HAULA	2	0	1	1	-1	0	3	2	0	1	1	0	25	4	6	10	10	0
NICO HISCHIER	2	1	1	2	3	0	5	8	2	3	5	2	8	2	3	5	2	0
JACK HUGHES	2	1	0	1	-1	0	2	4	1	2	3	0	4	1	2	3	0	0
JOHN MARINO	2	0	0	0	-1	0	2	2	0	0	0	0	6	0	2	2	0	0
MICHAEL McLEOD	2	0	2	2	-1	0	2	6	0	2	2	6	6	0	2	2	6	0
DAWSON MERCER	2	1	3	4	3	0	3	4	1	4	5	0	4	1	4	5	0	0
ONDREJ PALAT	1	1	0	1	0	0	2	1	1	0	1	0	17	5	7	12	6	0
AKIRA SCHMID	1	0	0	0	0	0	0	0	0	0	0	0	0	0	0	0	0	0
JONAS SIEGENTHALER	2	0	0	0	1	0	0	3	0	1	1	0	5	0	1	1	4	0
BRENDAN SMITH	1	0	0	0	0	0	0	1	0	0	0	0	12	0	0	0	6	0
VITEK VANECEK	2	0	0	0	0	0	0	2	0	0	0	0	2	0	0	0	0	0

Also with career statistics vs. Avalanche/Nordiques: COLIN MILLER (14-0-3-3-2), TYLER TOFFOLI (27-11-9-20-6).

GOALTENDING HISTORY vs. AVALANCHE/NORDIQUES

GOALTENDER	2022-23										WITH DEVILS										CAREER									
	MIN	GA	SO	GAA	W	L	OT				MIN	GA	SO	GAA	W	L	OT				MIN	GA	SO	GAA	W	L	OT			
AKIRA SCHMID	18	0	0	0.00	0	0	0				18	0	0	0.00	0	0	0				18	0	0	0.00	0	0	0			0
VITEK VANECEK	101	5	1	2.96	2	0	0				101	5	1	2.96	2	0	0				101	5	1	2.96	2	0	0			0

YEAR	HOME W-L-O/T	ROAD W-L-O/T	TOTAL W-L-O/T	GF-GA	SF-SA	PIM	PP/PK
1982-83	1-0-0	0-2-0	1-2-0	12-15	86-116	43-51	3-9/2-11
1983-84	0-2-0	1-0-0	1-2-0	10-13	71-82	29-37	3-14/2-11
1984-85	1-0-0	0-1-1	1-1-1	13-12	76-86	36-40	5-13/4-11
1985-86	2-0-0	0-1-0	2-1-0	13-17	84-100	59-54	4-14/6-16
1986-87	0-0-1	0-1-1	0-1-2	10-14	113-89	59-62	2-17/4-15
1987-88	0-2-0	0-1-0	0-3-0	8-12	85-80	66-60	4-14/6-17
1988-89	0-1-0	1-1-0	1-2-0	13-15	102-97	107-139	5-17/4-18
1989-90	2-0-0	1-0-0	3-0-0	20-10	98-83	76-95	3-14/3-11
1990-91	1-0-0	1-1-0	2-1-0	11-5	97-79	67-66	2-12/2-13
1991-92	2-0-0	1-0-0	3-0-0	13-8	112-78	60-56	3-16/4-18
1992-93	0-2-0	1-1-0	1-3-0	11-18	139-107	72-74	2-23/6-22
1993-94	1-1-1*	1-0-1	2-1-2	16-10	168-120	117-67	0-14/2-22
1994-95	2-0-0	0-2-0	2-2-0	12-14	115-111	26-34	3-11/3-7
1995-96	1-0-0	1-0-0	2-0-0	5-3	59-56	14-16	1-7/1-6
1996-97	0-0-1	0-1-0	0-1-1	2-3	64-55	18-20	0-8/1-7
1997-98	1-0-0	1-0-0	2-0-0	6-1	56-44	21-25	2-9/0-7
1998-99	1-0-0	1-0-0	2-0-0	8-5	63-45	24-24	3-6/1-6
1999-00	0-0-1	0-1-0	0-1-1	5-10	56-49	10-12	1-6/1-5
2000-01	1-0-0	1-0-0	2-0-0	12-4	58-56	25-21	4-8/1-10
2001-02	0-1-0	0-1-0	0-2-0	0-4	56-41	43-37	0-5/1-8
2002-03	0-0-0	0-1-0	0-1-0	1-3	33-18	26-17	1-4/1-4
2003-04	1-0-0	0-0-1	1-0-1	5-4	59-49	16-16	1-6/1-6
2005-06	0-0-1	0-0-0	0-0-1	3-4	31-25	6-8	1-4/2-3
2006-07	0-0-0	0-0-0	0-0-0	0-0	0-0	0-0	0-0/0-0
2007-08	0-0-0	1-0-0	1-0-0	4-2	27-26	15-7	0-1/1-5
2008-09	1-0-0	0-0-0	1-0-0	4-0	32-24	11-13	1-4/0-3
2009-10	0-0-0	0-1-0	0-1-0	1-3	38-28	21-23	0-4/0-3
2010-11	0-1-0	0-0-0	0-1-0	2-3	43-22	15-26	1-3/1-4
2011-12	1-0-0	0-1-0	1-1-0	2-6	52-53	23-15	0-5/0-4
2012-13	0-0-0	0-0-0	0-0-0	0-0	0-0	0-0	0-0/0-0
2013-14	0-0-1	0-0-1	0-0-2	2-4	62-63	16-12	0-6/1-8
2014-15	0-1-0	0-0-1	0-1-1	3-5	49-58	12-8	0-4/0-6
2015-16	0-1-0	0-1-0	0-2-0	1-5	55-51	17-17	0-5/0-5
2016-17	1-0-0	0-1-0	1-1-0	5-5	67-52	12-8	1-4/1-6
2017-18	1-0-0	0-1-0	1-1-0	6-2	60-64	22-20	4-10/1-10
2018-19	0-1-0	0-1-0	0-2-0	3-8	52-68	25-23	2-9/1-9
2019-20	0-1-0	0-1-0	0-2-0	3-8	68-71	36-14	1-8/1-9
2020-21				DID NOT PLAY			
2021-22	1-0-0	0-1-0	1-1-0	6-6	70-56	12-12	2-6/3-6
2022-23	1-0-0	1-0-0	2-0-0	8-5	52-55	14-10	2-5/0-7
TOTALS	23-14-6	14-22-6	37-36-12	258-263	2608-2357	1273-1241	67-324/68-339

*Includes neutral site win @ Minneapolis, MN.

COLORADO AVALANCHE

BALL ARENA • DENVER, CO
(303) 405-1100 • Fax (303) 893-0614
coloradoavalanche.com



AVALANCHE VS. DEVILS

President of Hockey Operations Joe Sakic
General Manager Chris MacFarland
Assistant General Manager Kevin McDonald
Head Coach Jared Bednar
Assistant Coaches Nolan Pratt, Ray Bennett
Goaltending Coach Jussi Parkkila

2022-23 LEADERS

Goals Mikko Rantanen, 55
Assists Nathan MacKinnon, 69
Points Nathan MacKinnon, 111
+/- Devon Toews, +39

PIM Mikko Rantanen, 82
GAA Alexander Georgiev, 2.53
Wins Alexander Georgiev, 40
ShO Alexander Georgiev, 5



BEDNAR

OTHER INFORMATION

Leading Scorer vs. NJ Joe Sakic, 15g-24a-39pts
Leading Scorer vs. Col/Que. John MacLean, 11g-14a-25pts
Last Trade Devils obtained Ryan Graves in exchange for Mikhail Maltsev & 2021 2nd-rd pick (7/15/21)
Stanley Cups 3 (1995-96, 2000-01, 2021-22)
2023-2024 Schedule vs. Col. Nov. 7 @ NJD, Feb. 6 @ NJD



LANDESKOG

INDIVIDUAL SCORING vs. DEVILS

PLAYER	GP	2022-23					PIM	S	GP	CAREER				
		G	A	PTS	+/-	PIM				G	A	PTS	PIM	
JUSTUS ANNUNEN	1	0	0	0	0	0	0	0	1	0	0	0	0	
BOWEN BYRAM	2	0	1	1	0	2	3	2	2	0	1	1	2	
ANDREW COGLIANO	2	0	0	0	-1	0	2	22	1	9	10	10	10	
J.T. COMPTON	2	1	0	1	0	2	3	8	8	2	1	3	4	
LARS ELLER	3	0	2	2	-2	0	3	48	9	13	22	24	24	
PAVEL FRANCOUZ	1	0	0	0	0	0	0	3	3	0	0	0	0	
SAMUEL GIRARD	2	0	1	1	-3	0	3	8	0	2	2	0	0	
BRAD HUNT	1	0	0	0	-1	0	0	14	1	1	2	0	0	
DRYDEN HUNT	1	0	0	0	0	0	1	9	0	1	1	4	4	
ERIK JOHNSON	1	0	0	0	0	0	1	16	1	3	4	9	9	
JACK JOHNSON	2	0	0	0	0	0	0	38	3	7	10	14	14	
MARTIN KAUT	1	0	0	0	0	0	1	1	1	0	0	0	0	
ARTTURI LEHKONEN	2	0	2	2	0	0	4	15	3	5	8	4	4	
JACOB MacDONALD	1	0	0	0	0	0	0	1	0	0	0	0	0	
NATHAN MacKINNON	2	2	0	2	0	0	13	17	6	11	17	8	8	
CALE MAKAR	1	0	0	0	0	0	2	4	1	3	4	2	2	
JOSH MANSON	2	0	1	1	2	2	2	15	0	10	10	13	13	
DENIS MALGIN	2	0	0	0	-2	0	4	8	1	0	1	4	4	
MIKHAIL MALTSEV	1	0	0	0	0	0	0	1	0	0	0	0	0	
ALEX NEWHOOK	2	0	1	1	1	0	1	4	0	1	1	0	0	
VALERI NICHUSHKIN	1	1	1	2	0	0	5	8	3	5	8	0	0	
MATT NIETO	3	0	0	0	-1	2	3	16	2	1	3	8	8	
LOGAN O'CONNOR	2	0	0	0	-1	2	1	4	1	0	1	2	2	
MIKKO RANTANEN	2	1	0	1	-1	0	4	12	6	7	13	2	2	
EVAN RODRIGUES	2	0	0	0	-1	0	3	20	2	2	4	2	2	
DEVON TOEWS	2	0	0	0	0	0	3	8	0	2	2	2	2	

Also with career statistics vs. Devils: ANTON LINDHOLM ROSS COLTON (6-1-1-2-0), JONATHAN DROUIN (13-2-3-5-2).

GOALTENDING HISTORY vs. DEVILS

GOALTENDER	MIN	2022-23					MIN	CAREER				
		G	SO	GAA	W	L		G	SO	GAA	W	L
JUSTUS ANNUNEN	57	6	0	6.24	0	1	0	57	6	6.24	0	1
PAVEL FRANCOUZ	58	1	0	1.03	0	1	0	178	2	1.01	2	1



ALL-TIME RECORD

	GP	W	L	O/T	OTL	PTS	GF	GA
DEVILS	47	19	22	1	5	50	113	126
at New Jersey	23	11	8	1	3	30	58	49
at Columbus	24	8	14	0	2	20	55	77

2022-23 SUMMARY

	GP	W	L	OT	PTS	GF	GA	SF	SA	PIM	PP	SHG
NEW JERSEY	3	3	0	0	6	18	4	121	71	36	3-8, 37.5%	1
COLUMBUS	3	0	3	0	0	4	18	71	121	32	1-10, 10%	0

DATE	GAME#	RES	SCORE	LOCATION	GOALTENDERS	W/D GOAL
10/30/22	9	W	7-1	@ DEVILS	VANECEK/Merzlikins	HISCHIER
2/14/23	53	W	3-2	@ COLUMBUS	VANECEK/Merzlikins	GRAVES
4/6/23	79	W	8-1	@ DEVILS	VANECEK/Hutchinson*	TATAR

*Hutchinson replaced by Gillies 7:17 in 3rd Period

INDIVIDUAL SCORING vs. BLUE JACKETS

PLAYER	2022-23							WITH DEVILS					CAREER				
	GP	G	A	PTS	+/-	PIM	S	GP	G	A	PTS	PIM	GP	G	A	PTS	PIM
KEVIN BAHL	2	0	0	0	0	14	2	2	0	0	0	14	2	0	0	0	14
NATHAN BASITAN	2	0	1	1	0	2	4	4	0	2	2	7	4	0	2	2	7
JESPER BRATT	3	2	2	4	1	0	7	17	4	6	10	2	17	4	6	10	2
DOUGIE HAMILTON	3	0	0	0	2	0	11	5	1	1	2	12	31	6	8	14	12
ERIK HAULA	3	1	3	4	2	2	7	3	1	3	4	2	26	8	6	14	10
NICO HISCHIER	3	1	3	4	5	2	11	17	3	8	11	2	17	3	8	11	2
JACK HUGHES	2	2	4	6	3	0	7	8	4	6	10	0	8	4	6	10	0
JOHN MARINO	3	1	4	5	9	4	3	3	1	4	5	4	9	1	4	5	4
MICHAEL McLEOD	3	0	3	3	3	2	7	8	0	4	4	6	8	0	4	4	6
TIMO MEIER	2	3	1	4	3	0	8	1	2	1	3	3	10	3	4	7	4
DAWSON MERCER	3	0	1	1	3	0	4	7	1	3	4	2	7	1	3	4	2
ONDREJ PALAT	2	0	1	1	1	0	2	2	0	1	1	0	30	10	11	21	12
JONAS SIEGENTHALER	2	1	0	1	0	0	4	6	1	0	1	4	12	1	0	1	13
BRENDAN SMITH	2	0	0	0	2	0	4	2	0	0	0	0	25	0	3	3	28
VITEK VANECEK	3	0	0	0	0	0	0	3	0	0	0	0	4	0	0	0	0

Also with career statistics vs. Blue Jackets: COLIN MILLER (13-1-4-5-4), TYLER TOFFOLI (20-4-7-11-6).

GOALTENDING HISTORY vs. BLUE JACKETS

GOALTENDER	2022-23							WITH DEVILS							CAREER						
	MIN	GA	SO	GAA	W	L	OT	MIN	GA	SO	GAA	W	L	OT	MIN	GA	SO	GAA	W	L	OT
AKIRA SCHMID																					
VITEK VANECEK	180	4	0	1.33	3	0	0	180	4	0	1.33	3	0	0	240	6	0	1.50	4	0	0

YEAR	HOME W-L-O/T	ROAD W-L-O/T	TOTAL W-L-O/T	GF-GA	SF-SA	PIM	PP/PK
2000-01	0-0-1	1-0-0	1-0-1	8-5	75-39	33-25	4-9/0-8
2001-02	0-0-0	0-1-0	0-1-0	1-3	30-23	7-9	0-1/0-0
2002-03	1-0-0	0-1-0	1-1-0	5-6	65-49	32-34	0-12/3-11
2003-04	0-0-0	1-0-0	1-0-0	4-3	39-31	15-11	1-3/1-5
2005-06	0-0-0	0-0-1	0-0-1	2-3	30-39	17-21	0-7/1-5
2006-07	1-0-0	0-0-0	1-0-0	1-0	21-22	15-27	0-5/0-4
2007-08	0-0-0	0-0-0	0-0-0	0-0	0-0	0-0	0-0/0-0
2008-09	0-0-0	1-0-0	1-0-0	2-1	28-27	6-2	1-1/0-3
2009-10	1-0-0	0-0-0	1-0-0	6-3	30-22	23-19	3-6/0-3
2010-11	0-0-0	1-0-0	1-0-0	3-0	31-13	2-8	0-4/0-1
2011-12	1-0-0	0-0-0	1-0-0	2-1	24-36	12-6	0-3/0-6
2012-13	0-0-0	0-0-0	0-0-0	0-0	0-0	0-0	0-0/0-0
2013-14	1-0-1	0-2-0	1-2-1	11-13	111-96	30-32	3-12/1-12
2014-15	1-1-0	1-0-1	2-1-1	9-8	97-122	38-48	4-17/2-13
2015-16	1-2-0	0-2-0	1-4-0	8-18	130-125	37-49	3-20/2-14
2016-17	0-2-0	1-1-0	1-3-0	6-10	119-106	19-35	2-9/0-6
2017-18	0-2-0	1-1-0	1-3-0	9-14	126-139	34-18	0-8/2-17
2018-19	0-1-1	0-2-0	0-3-1	3-10	114-125	17-13	0-9/1-13
2019-20	1-0-0	0-2-0	1-2-0	4-13	89-126	34-28	0-6/0-9
2020-21	DID NOT PLAY						
2021-22	1-0-1	0-2-0	1-2-1	12-13	130-125	29-31	3-13/3-12
2022-23	2-0-0	1-0-0	3-0-0	18-4	121-71	36-21	3-8/1-10
TOTALS	11-8-4	8-14-2	19-22-6	113-126	1410-1336	452-460	27-153/17-151

COLUMBUS BLUE JACKETS

NATIONWIDE ARENA • COLUMBUS, OH

(614) 246-4625 • Fax (614) 246-4007

BlueJackets.com



BLUE JACKETS VS. DEVILS

President, Hockey Operations & Alternate Governor John Davidson
General Manager Jarmo Kekalainen
Assistant General Managers Basil McCrae, Josh Flynn
Head Coach Pascal Vincent
Assistant Coaches Steve McCarthy, Mark Recchi
Goaltending Coach Nicklas Backstrom

2022-23 LEADERS

Goals Boone Jenner, 26

Assists Johnny Gaudreau, 53

Points Johnny Gaudreau, 62

+/- Jake Bean, -2

PIM Mathieu Olivier, 81

GAA Joonas Korpisalo, 3.17

Wins Joonas Korpisalo, 11

ShO No shutouts earned

OTHER INFORMATION

Leading Scorer vs. NJ Cam Atkinson, 12g-8a-20pts

Leading Scorer vs. CBJ Patrik Elias, 4g-13a-17pts


Last Trade Traded defenseman Damon Severson in exchange for a 2023 3rd-round draft pick (originally CGY's selection acquired by CBJ via SEA, 80th overall - then traded to CGY for T. Toffoli on 6/27/23)

Stanley Cups None

2023-24 Schedule vs. CBJ Nov. 24 @ NJD, Dec. 16 @ CBJ, Dec. 27 @ NJD & Jan. 19 @ CBJ



VINCENT



GAUDREAU

INDIVIDUAL SCORING vs. DEVILS

PLAYER	GP	2022-23				PIM	S	GP	CAREER			
		G	A	PTS	+/-				G	A	PTS	PIM
GAVIN BAYREUTHER	2	0	1	1	-2	2	4	3	0	1	1	7
JAKE BEAN	1	0	0	0	-2	0	0	4	0	0	0	4
EMIL BENMSTROM	2	0	0	0	-1	0	2	7	0	1	1	2
TIM BERNI	1	0	0	0	-3	0	1	2	0	0	0	0
MARCUS BJORK	1	0	0	0	1	16	0	1	0	0	0	16
NICK BLAKENBURG	1	0	0	0	-1	0	1	1	0	0	0	0
ADAM BOQVIST	2	1	1	2	-2	0	1	5	1	3	4	0
YEGOR CHINAKHOV	1	1	0	1	0	0	2	3	2	0	2	0
JOSH DUNNE	1	0	0	0	-1	0	3	1	0	0	0	0
LIAM FODDY	3	0	0	0	-6	0	1	3	0	0	0	0
JOHNNY GAUDREAU	3	1	0	1	-2	2	4	16	7	16	23	4
VLADISLAV GAVRIKOV	1	0	0	0	-3	0	3	8	1	2	3	12
JON GILLIES	1	0	0	0	0	0	0	0	0	0	0	0
ERIK GUDBRANSON	2	0	0	0	-1	0	0	18	1	0	0	8
MICHAEL HUTCHINSON	1	0	0	0	0	0	0	5	0	3	3	0
BOONE JENNER	3	0	1	1	-6	2	8	32	10	8	18	14
DAVID JIRICEK	1	0	0	0	-3	2	3	1	0	0	0	2
KENT JOHNSON	3	0	1	1	-3	0	2	3	0	1	1	0
SEAN KURALY	3	0	1	1	-3	0	4	20	1	6	7	8
PATRIK LAINE	2	0	1	1	-1	2	4	14	5	5	10	2
JOONA LUOTO	1	1	0	1	0	0	1	1	1	0	1	0
KIRILL MARCHENKO	2	0	0	0	-4	0	4	2	0	0	0	0
HUNTER MCKOWN	1	0	0	0	-1	0	1	1	0	0	0	0
ELVIS MERZLIKINS	2	0	0	0	0	2	0	5	0	0	0	0
GUSTAV NYQUIST	1	0	0	0	-1	0	1	26	3	14	17	6
MATHIEU OLIVIER	3	0	0	0	-2	0	2	2	0	0	0	0
ANDREW PEEKE	3	0	1	1	0	0	8	1	1	0	0	0
ERIC ROBINSON	2	0	1	1	0	5	0	8	4	4	0	0
JACK ROSLOVIC	3	0	0	0	-3	0	1	9	2	2	4	2
COLE SILLINGER	2	0	1	1	-2	0	0	6	0	3	3	0
BILLY SWEETZEY	1	0	0	0	0	4	0	1	0	0	0	0
JAKUB VORACEK	1	0	0	0	-1	0	2	54	7	37	44	20
ZACH WERENSKI	1	0	0	0	-1	0	4	18	3	4	7	4

Also with career statistics vs. Devils: N/A

GOALTENDING HISTORY vs. DEVILS

GOALTENDER	MIN	2022-23					MIN	GA	CAREER				
		GA	SO	GAA	W	L			SO	GAA	W	L	OT
JON GILLIES	18	3	0	10.07	0	1	18	3	0	10.07	0	0	0
MICHAEL HUTCHINSON	42	5	0	7.12	0	1	284	13	0	2.74	4	1	0
ELVIS MERZLIKINS	120	10	0	5.00	0	2	305	16	1	3.15	2	2	1



ALL-TIME RECORD

	GP	W	L	O/T	OTL	PTS	GF	GA
DEVILS	116	47	55	5	9	108	335	365
at New Jersey	56	29	21	4	3	65	187	161
at Dallas/Min.	58	18	34	1	6	43	148	204

2022-23 SUMMARY

	GP	W	L	OT	PTS	GF	GA	SF	SA	PIM	PP	SHG
NEW JERSEY	2	1	1	0	2	4	6	65	67	10	0-5, 0%	0
DALLAS	2	1	0	1	3	6	4	67	65	10	1-5, 20%	0

DATE	GAME#	RES	SCORE	LOCATION	GOALTENDERS	W/D GOAL
12/13/22	29	L	4-1	@ DEVILS	SCHMID/Wedgewood	Hintz
1/27/23	49	Wo	3-2	@ DALLAS	VANECEK/Oettinger	HUGHES

INDIVIDUAL SCORING vs. STARS/NORTH STARS

PLAYER	2022-23						WITH DEVILS						CAREER					
	GP	G	A	PTS	+/-	PIM	S	GP	G	A	PTS	PIM	GP	G	A	PTS	PIM	S
KEVIN BAHL	2	0	1	1	0	0	1	3	0	2	2	0	3	0	2	2	0	0
NATHAN BASTIAN	1	0	1	1	1	0	2	2	0	1	1	2	2	0	1	1	2	0
JESPER BRATT	2	0	1	1	0	0	7	9	2	3	5	0	9	2	3	5	0	0
DOUGIE HAMILTON	2	0	1	1	0	2	9	3	0	1	1	2	23	5	6	11	14	0
ERIK HAULA	2	0	0	0	-2	2	3	2	0	0	0	2	30	8	5	13	35	0
NICO HISCHIER	2	0	0	0	-3	0	3	9	2	3	5	0	9	2	3	5	0	0
JACK HUGHES	2	2	0	2	1	0	6	5	2	1	3	0	5	2	1	3	0	0
JOHN MARINO	1	0	0	0	0	0	1	1	0	0	0	0	5	1	1	2	0	0
MICHAEL McLEOD	2	0	0	0	1	2	3	4	0	0	0	7	4	0	0	0	7	0
TIMO MEIER	3	2	1	3	-2	0	12	-	-	-	-	-	14	7	6	13	4	0
DAWSON MERCER	2	0	0	0	-2	0	4	4	0	0	0	0	4	0	0	0	0	0
ONDREJ PALAT	1	0	0	0	1	0	2	1	0	0	0	0	23	7	18	25	2	0
AKIRA SCHMID	1	0	0	0	0	0	0	2	0	0	0	0	2	0	0	0	0	0
JONAS SIEGENTHALER	2	0	0	0	1	0	2	3	0	0	0	0	6	0	1	1	4	0
BRENDAN SMITH	1	0	0	0	0	0	1	1	0	0	0	0	15	0	1	1	19	0
VITEK VANECEK	1	0	0	0	0	0	0	1	0	0	0	0	3	0	0	0	0	0

Also with career statistics vs. Stars/North Stars: COLIN MILLER (8-1-2-3-6), TYLER TOFFOLI (22-4-11-15-0).

GOALTENDING HISTORY vs. STARS/NORTH STARS

GOALTENDER	2022-23							WITH DEVILS							CAREER						
	MIN	GA	SO	GAA	W	L	OT	MIN	GA	SO	GAA	W	L	OT	MIN	GA	SO	GAA	W	L	OT
AKIRA SCHMID	58	2	0	2.06	0	1	0	20	3	0	9.00	0	1	0	78	5	0	3.84	0	2	0
VITEK VANECEK	61	2	0	1.99	1	0	0	61	2	0	1.99	1	0	0	177	5	1	1.69	2	1	0

YEAR	HOME W-L-O/T	ROAD W-L-O/T	TOTAL W-L-O/T	GF-GA	SF-SA	PIM	PP/PK
1982-83	0-2-0	0-1-0	0-3-0	6-13	76-101	61-67	3-14/3-11
1983-84	0-1-0	1-1-0	1-2-0	3-9	86-102	46-54	0-17/2-10
1984-85	1-0-1	0-1-0	1-1-1	9-9	92-97	78-72	2-14/2-14
1985-86	0-1-0	1-1-0	1-2-0	11-18	98-92	37-37	1-10/4-10
1986-87	1-1-0	0-1-0	1-2-0	10-13	113-98	70-88	2-21/3-17
1987-88	1-0-0	2-0-0	3-0-0	15-10	106-91	102-86	3-13/3-16
1988-89	1-1-0	0-0-1	1-1-1	8-11	97-100	71-83	2-14/3-13
1989-90	0-1-0	1-1-0	1-2-0	10-10	102-103	61-50	1-13/2-9
1990-91	1-1-0	1-0-0	2-1-0	11-8	84-99	53-45	4-14/2-17
1991-92	0-1-0	0-1-0	0-2-0	4-7	55-50	54-78	1-9/0-3
1992-93	1-0-0	0-1-0	1-1-0	7-5	57-54	64-80	3-9/1-11
1993-94	1-0-0	1-0-0	2-0-0	10-2	67-59	48-45	2-10/1-10
1994-95	0-0-0	0-0-0	0-0-0	0-0	0-0	0-0	0-0/0-0
1995-96	1-0-0	0-1-0	1-1-0	7-4	75-62	47-60	5-15/1-12
1996-97	0-1-0	1-0-0	1-1-0	5-6	53-59	19-13	0-4/0-7
1997-98	0-1-0	0-1-0	0-2-0	4-7	46-62	42-14	2-5/0-9
1998-99	0-0-0	1-0-0	1-0-0	5-2	25-18	12-10	0-4/2-5
1999-00	0-1-0	0-1-0	0-2-0	3-5	49-60	16-12	1-4/1-6
2000-01	1-0-0	1-0-0	2-0-0	8-2	42-57	18-12	1-4/0-7
2001-02	0-0-0	1-0-0	1-0-0	3-0	21-22	6-4	1-2/0-3
2002-03	1-0-0	0-0-0	1-0-0	5-3	32-25	6-6	0-3/1-3
2003-04	0-0-0	0-1-0	0-1-0	0-2	21-21	14-16	0-3/1-2
2005-06	0-0-0	0-0-0	0-0-0	0-0	0-0	0-0	0-0/0-0
2006-07	0-0-0	0-1-0	0-1-0	1-3	20-31	15-33	1-9/0-5
2007-08	1-0-0	0-0-0	1-0-0	4-2	26-21	6-6	0-3/0-3
2008-09	1-0-0	0-1-0	1-1-0	7-4	56-65	23-23	1-8/1-8
2009-10	1-0-0	0-1-0	1-1-0	7-5	61-54	16-20	3-9/2-7
2010-11	0-0-1	1-0-0	1-0-1	4-4	53-47	14-14	2-5/0-5
2011-12	1-0-0	0-1-0	1-1-0	7-6	63-59	14-12	0-5/0-6
2012-13	0-0-0	0-0-0	0-0-0	0-0	0-0	0-0	0-0/0-0
2013-14	1-0-0	1-0-0	2-0-0	4-2	58-42	16-14	2-5/0-6
2014-15	0-0-1	0-1-0	0-1-1	5-7	58-73	18-14	1-2/1-4
2015-16	1-0-0	0-1-0	1-1-0	5-6	50-56	17-19	1-7/0-6
2016-17	0-0-1	1-0-0	1-0-1	3-3	54-56	17-7	0-1/2-6
2017-18	1-0-0	0-1-0	1-1-0	8-6	68-63	26-32	3-10/2-9
2018-19	1-0-0	0-1-0	1-1-0	7-5	68-64	22-31	2-10/1-6
2019-20	0-0-1	0-1-0	0-1-1	0-2	57-73	14-12	0-6/0-7
2020-21	DID NOT PLAY						
2021-22	0-1-0	1-0-0	1-1-0	4-6	60-60	21-19	1-6/1-7
2022-23	0-1-0	1-0-0	1-1-0	4-6	65-67	10-10	0-5/1-5
TOTALS	18-14-5	16-20-2	34-34-7	216-215	2214-2263	1174-1198	51-293/43-282

DALLAS STARS

AMERICAN AIRLINES CENTER • DALLAS, TX
(214) 387-5500 • Fax (214) 387-5564
dallasstars.com



STARS VS. DEVILS

General Manager/Alternate Governor Jim Nill
Assistant General Managers Scott White, Mark Janko
Head Coach Pete Deboer
Assistant Coaches Steve Spott, Alain Nasreddine
Goaltending Coach Jeff Reese

2022-23 LEADERS


Goals Jason Robertson, 46 **PIM** Mason Marchment, 80
Assists Jason Robertson, 63 **GAA** Jake Oettinger, 2.37
Points Jason Robertson, 109 **Wins** Jake Oettinger, 37
+/- Joe Pavelski, +42 **ShO** .. J. Oettinger & S. Wedgewood, 5

OTHER INFORMATION

Leading Scorer vs. NJ Neal Broten, 11g-17a-28pts
Leading Scorer vs. Dal./Min. Patrik Elias, 6g-19a-25pts
Last Trade Devils obtain Connor Carrick & 2019 third-round pick in exchange for Ben Lovejoy (2/23/19)
Stanley Cups 1 (1998-99)
2023-2024 Schedule vs. Dal. Jan. 20 @ NJD, Mar. 14 @ DAL



DEBOER



JA. BENN

INDIVIDUAL SCORING vs. DEVILS

PLAYER	GP	2022-23					PIM	S	CAREER				
		G	A	PTS	+/-				GP	G	A	PTS	PIM
JAMIE BENN	2	0	1	1	0	0	8	24	3	6	9	25	
TY DELLANDREA	2	2	0	2	1	2	3	2	2	0	2	2	
RADEK FAKSA	2	0	0	0	0	0	3	13	1	1	2	0	
LUKE GLENDENNING	2	0	0	0	0	0	5	21	1	2	3	18	
DENIS GURIANOV	3	1	0	1	0	0	7	7	1	0	1	0	
JANI HAKANPAA	2	0	0	0	1	0	2	4	1	0	1	0	
MIRO HEISKANEN	2	0	2	2	1	2	4	8	2	3	5	6	
ROOPE HINTZ	2	2	0	2	1	0	9	7	3	3	6	2	
WYATT JOHNSONTON	2	0	1	1	1	0	3	2	0	1	1	0	
JOEL KIVIRANTA	2	0	0	0	0	0	4	4	1	1	2	0	
ESA LINDELL	2	1	0	1	0	0	5	11	1	3	4	4	
NILS LUNDKVIST	2	0	0	0	0	0	2	3	0	0	0	0	
MASON MARCHMENT	2	1	0	1	0	4	4	3	1	1	2	6	
COLIN MILLER	2	0	0	0	0	0	2	21	3	8	11	19	
JAKE OETTINGER			1	0	0	0	0						
JOE PAVELSKI	2	0	1	1	1	2	2	25	13	12	25	6	
JASON ROBERTSON	2	0	1	1	1	0	4	4	0	2	2	0	
TYLER SEGUIN	2	0	1	1	-1	0	2	29	8	8	16	10	
RYAN SUTER	2	0	1	1	1	0	2	24	3	15	18	10	

Also with career statistics vs. Devils: GAVIN BAYREUTHER (3-0-1-1-7), MATT DUCHENE (22-8-15-23-6), CRAIG SMITH (26-3-10-13-4).

GOALTENDING HISTORY vs. DEVILS

GOALTENDER	MIN	2022-23					MIN	CAREER				
		GA	SO	GAA	W	L OT		GA	SO	GAA	W	L OT
JAKE OETTINGER	61	3	0	2.98	0	0 1	119	6	0	3.01	0	1 1
SCOTT WEDGEWOOD	60	1	0	1.00	1	0 0	119	1	1	0.50	2	0 0



ALL-TIME RECORD SINCE 1982-83

	GP	W	L	O/T	OTL	PTS	GF	GA
DEVILS	114	47	52	11	4	109	353	374
at New Jersey	57	27	17	9	3	66	178	154
at Detroit	57	20	35	2	1	43	175	220

2022-23 SUMMARY

	GP	W	L	OT	PTS	GF	GA	SF	SA	PIM	PP	SHG
NEW JERSEY	3	2	1	0	4	13	8	107	77	22	3-7, 42.9%	1
DETROIT	3	1	2	0	2	8	13	77	107	18	1-8, 12.5%	0

DATE	GAME#	RES	SCORE	LOCATION	GOALTENDERS	W/D GOAL
10/15/22	2	L	5-2	@ DEVILS	VANECEK/Nedeljkovic	Perron
10/25/22	7	W	6-2	@ DETROIT	VANECEK/Nedeljkovic	BRATT
1/4/23	38	W	5-1	@ DETROIT	VANECEK/Husso	HISCHIER

INDIVIDUAL SCORING vs. RED WINGS

PLAYER	2022-23							WITH DEVILS					CAREER				
	GP	G	A	PTS	+/-	PIM	S	GP	G	A	PTS	PIM	GP	G	A	PTS	PIM
KEVIN BAHL	1	0	0	0	0	0	0	4	0	0	0	2	4	0	0	0	2
NATHAN BASTIAN	1	0	0	0	0	0	1	4	0	0	0	2	4	0	0	0	2
JESPER BRATT	3	2	3	5	-1	2	6	11	4	6	10	2	11	4	6	10	2
DOUGIE HAMILTON	3	2	4	6	1	0	5	6	2	5	7	2	32	6	18	24	17
ERIK HAULA	3	0	2	2	4	0	6	3	0	2	2	0	26	5	5	10	13
NICO HISCHIER	3	2	1	3	-1	0	7	11	5	5	10	6	11	5	5	10	6
ALEXANDER HOLTZ	3	1	1	2	2	2	4	4	1	1	2	2	4	1	1	2	2
JACK HUGHES	3	2	2	4	1	0	16	7	2	3	5	2	7	2	3	5	2
JOHN MARINO	2	0	1	1	4	0	4	2	0	1	1	0	7	1	4	5	0
MICHAEL McLEOD	3	1	1	2	1	0	2	8	2	1	3	6	8	2	1	3	6
TIMO MEIER	2	1	1	2	0	0	13	-	-	-	-	-	11	3	6	9	0
DAWSON MERCER	3	1	0	1	-1	2	11	6	3	0	3	4	6	3	0	3	4
ONDREJ PALAT	1	0	0	0	-2	0	0	1	0	0	0	0	39	8	20	28	21
AKIRA SCHMID	-	-	-	-	-	-	-	1	0	0	0	0	1	0	0	0	0
JONAS SIEGENTHALER	3	0	1	1	1	4	6	4	0	2	2	4	7	0	2	2	6
BRENDAN SMITH	3	0	0	0	0	4	2	3	0	0	0	4	13	1	0	1	12
VITEK VANECEK	3	0	0	0	0	0	0	3	0	0	0	0	1	0	0	0	0

Also with career statistics vs. Red Wings: COLIN MILLER (17-1-7-8-12), TYLER TOFFOLI (19-7-7-14-6).

GOALTING HISTORY vs. RED WINGS

GOALTENDER	2022-23							WITH DEVILS							CAREER						
	MIN	GA	SO	GAA	W	L	OT	MIN	GA	SO	GAA	W	L	OT	MIN	GA	SO	GAA	W	L	OT
AKIRA SCHMID	-	-	-	-	-	-	-	60	5	0	5.00	0	1	0	60	5	0	5.00	0	1	0
VITEK VANECEK	180	8	0	2.67	2	1	0	180	8	0	2.67	2	1	0	241	11	0	2.74	2	1	1

YEAR	HOME W-L-O/T	ROAD W-L-O/T	TOTAL W-L-O/T	GF-GA	SF-SA	PIM	PP/PK
1982-83	1-0-0	0-1-1	1-1-1	7-8	85-87	46-44	2-12/1-13
1983-84	1-1-0	1-0-0	2-1-0	13-9	74-86	75-81	4-17/4-14
1984-85	0-0-1	1-1-0	1-1-1	14-14	80-78	70-79	6-16/5-16
1985-86	1-0-1	1-0-0	2-0-1	13-7	77-87	49-45	4-13/5-15
1986-87	1-0-0	1-1-0	2-1-0	10-11	95-79	44-46	2-11/2-10
1987-88	0-2-0	0-1-0	0-3-0	9-13	87-76	71-67	3-20/6-17
1988-89	1-0-0	1-0-1	2-0-1	14-8	83-77	47-53	4-18/3-15
1989-90	1-0-1	0-1-0	1-1-1	10-8	102-93	42-56	3-13/1-11
1990-91	0-0-1	2-0-0	2-0-1	15-6	81-75	108-106	4-17/2-14
1991-92	0-1-1	1-0-0	1-1-1	8-12	75-85	51-39	2-12/5-13
1992-93	1-0-0	0-1-0	1-1-0	11-11	82-64	20-14	1-6/3-9
1993-94	0-1-0	1-0-0	1-1-0	10-6	61-62	31-29	0-6/2-7
1994-95	0-0-0	0-0-0	0-0-0	0-0	0-0	0-0	0-0/0-0
1995-96	1-0-0	0-1-0	1-1-0	5-5	38-47	66-35	1-9/2-12
1996-97	1-0-0	1-0-0	2-0-0	5-1	60-61	45-47	0-11/0-9
1997-98	1-0-0	0-1-0	1-1-0	7-6	67-49	54-60	4-13/2-10
1998-99	0-0-1	0-1-0	0-1-1	3-5	56-59	23-23	0-8/1-8
1999-00	0-0-0	0-1-0	0-1-0	1-3	36-27	39-23	0-3/0-6
2000-01	1-0-0	0-0-0	1-0-0	3-1	37-29	2-4	0-2/0-1
2001-02	1-0-0	0-1-0	1-1-0	6-5	67-44	32-17	1-5/1-6
2002-03	1-0-0	0-1-0	1-1-0	3-3	56-41	14-18	2-8/1-6
2003-04	0-0-0	0-1-0	0-1-0	2-5	33-20	4-14	0-7/2-2
2005-06	0-0-0	0-1-0	0-1-0	2-5	27-44	6-10	0-5/1-3
2006-07	0-1-0	0-0-0	0-1-0	1-2	22-36	14-14	1-7/1-7
2007-08	0-0-0	0-0-0	0-0-0	0-0	0-0	0-0	0-0/0-0
2008-09	0-0-0	0-1-0	0-1-0	1-3	25-31	13-11	0-3/0-4
2009-10	1-0-0	0-0-0	1-0-0	4-3	26-31	6-4	0-2/1-3
2010-11	0-1-0	0-1-0	0-2-0	2-7	58-52	17-21	1-8/0-6
2011-12	0-0-0	1-0-0	1-0-0	2-1	21-24	2-4	0-2/1-1
2012-13	0-0-0	0-0-0	0-0-0	0-0	0-0	0-0	0-0/0-0
2013-14	1-1-0	0-1-0	1-2-0	9-13	65-77	26-22	2-10/4-12
2014-15	0-0-1	0-2-0	0-2-1	7-12	55-91	30-26	2-10/4-12
2015-16	1-1-0	1-0-0	2-1-0	7-6	77-78	24-28	2-11/4-9
2016-17	0-0-1	1-1-0	1-1-1	9-12	68-98	22-18	1-9/2-11
2017-18	1-1-0	1-0-0	2-1-0	7-7	101-96	18-20	1-9/0-9
2018-19	0-0-1	0-2-0	0-2-1	5-11	96-94	25-21	2-6/2-8
2019-20	2-0-0	1-0-0	3-0-0	13-3	91-74	54-47	4-15/2-12
2020-21				DID NOT PLAY			
2021-22	0-2-0	0-1-0	0-3-0	5-13	73-89	18-12	0-5/0-8
2022-23	0-1-0	2-0-0	2-1-0	13-8	107-77	22-18	3-7/1-9
TOTALS	19-13-9	17-22-3	36-35-12	255-252	2344-2318	1230-1176	62-334/71-326

DETROIT RED WINGS

LITTLE CEASERS ARENA • DETROIT, MI
(313) 394-7000 • Fax (313) 567-0296
detroitredwings.com



RED WINGS VS. DEVILS

Executive Vice President/General Manager..... Steve Yzerman
Assistant General Manager..... Shawn Horcoff
Vice President of Hockey Operations..... Nicklas Lidstrom
Head Coach..... Derek Lalonde
Assistant Coaches..... Kris Draper, Bob Boughner, Jay Varady, Alex Tanguay
Goaltending Coach..... Alex Westlund

2022-23 LEADERS


Goals..... Dylan Larkin, 32 **PIM**..... David Perron, 52
Assists..... Dylan Larkin, 47 **GAA**..... Ville Husso, 3.11
Points..... Dylan Larkin, 79 **Wins**..... Ville Husso, 26
+/-..... Jake Walman, +10 **ShO**..... Ville Husso, 4

OTHER INFORMATION

Leading Scorer vs. NJ..... Steve Yzerman, 13g-34a-47pts
Leading Scorer vs. Det...... John MacLean, 17g-13a-30pts
Last Trade..... Devils obtained conditional #3 2016 Draft Pick
for Marek Zidlicky (03/02/15)
Stanley Cups..... 11 (last time 2007-08)
2023-2024 Schedule vs. Det.... Oct. 12 @ NJD, Nov. 22 @ DET & Dec. 23 @ NJD



LALONDE



LARKIN

INDIVIDUAL SCORING vs. DEVILS

PLAYER	GP	2022-23				PIM	S	GP	CAREER			
		G	A	PTS	+/-				G	A	PTS	PIM
JONATAN BERGGREN	1	0	0	0	0	0	2	1	0	0	0	0
TYLER BERTUZZI	2	0	3	3	1	0	4	14	6	11	17	16
BEN CHIAROT	3	1	1	2	1	4	5	14	2	3	5	6
ANDREW COPP	3	0	1	1	0	0	2	20	2	8	10	8
ADAM ERNE	2	0	1	1	0	0	0	9	0	3	3	0
ROBBY FABBRI	1	0	0	0	-2	0	2	8	2	2	4	2
ROBERT HAGG	2	0	1	1	-2	2	3	17	0	2	2	8
FILIP HRONEK	3	0	1	1	0	0	4	8	0	2	2	2
VILLE HUSSO	1	0	0	0	0	0	0	2	0	0	0	0
DOMINIK KUBALIK	3	2	1	3	1	0	8	7	3	1	4	0
DYLAN LARKIN	3	2	3	5	3	0	4	19	11	12	23	18
GUSTAV LINDSTROM	2	0	0	0	-2	0	1	7	0	0	0	2
OLLI MAATA	3	0	1	1	-1	0	4	24	0	3	3	14
ALEX NEDELJKOVIC	2	0	0	0	0	0	0	3	0	0	0	0
JORDAN OSTERLE	1	0	0	0	-1	0	2	8	0	0	0	0
DAVID PERRON	3	1	0	1	-1	0	5	22	4	4	8	12
MICHAEL RASMUSSEN	3	0	1	1	-3	0	5	7	4	2	6	0
LUCAS RAYMOND	3	1	2	3	2	2	6	6	1	3	4	2
MORITZ SEIDER	3	0	1	1	1	0	8	6	1	2	3	0
ELMER SODERBLOM	3	0	0	0	-2	2	3	3	0	0	0	2
OSKAR SUNDOQVIST	4	0	1	1	-5	4	6	13	1	6	7	8
PIUS SUTER	3	0	0	0	-3	0	1	6	1	1	2	0
JOE VELENO	2	0	0	0	-1	0	2	5	1	0	1	0
JAKUB VRANA	1	1	1	2	1	0	2	22	9	5	14	12
JAKE WALMAN	1	0	0	0	-2	4	1	4	0	1	1	4
FILIP ZADINA	1	0	0	0	0	0	0	1	0	0	0	0

Also with career statistics vs. Devils: J.T. COMPHER (10-2-1-3-4), SHAYNE GOSTISBEHERE (27-3-8-11-12), KLIM KOSTIN (3-1-0-1-2), JUSTIN HOLL (8-0-2-2-0), ALEX LYON (3 GP, 0-2-0), DANIEL SPRONG (16-4-4-8-6).

GOALTENDING HISTORY vs. DEVILS

GOALTENDER	MIN	2022-23				MIN	GA	CAREER			
		GA	SO	GAA	W L OT			SO	GAA	W L OT	
VILLE HUSSO	60	5	0	5.00	0 1 0	121	8	0	3.96	0 1 1	1
ALEX NEDELJKOVIC	119	8	0	4.02	1 1 0	178	8	1	2.69	2 1 0	0



ALL-TIME RECORD SINCE 1982-83

DEVILS	GP	W	L	O/T	OTL	PTS	GF	GA
at New Jersey	88	37	37	9	5	88	288	313
at Edmonton	45	21	18	3	3	48	144	139
	43	16	19	6	2	40	144	174

2022-23 SUMMARY

	GP	W	L	OT	PTS	GF	GA	SF	SA	PIM	PP	SHG
NEW JERSEY	2	2	0	0	4	9	5	71	67	12	1-6, 16.6%	0
EDMONTON	2	0	2	0	0	5	9	67	71	12	2-6, 33.3%	0

DATE	GAME#	RES	SCORE	LOCATION	GOALTENDERS	W/D GOAL
11/3/22	11	W	4-3	@ EDMONTON	BLACKWOOD*/Skinner	BRATT
11/21/22	19	W	5-2	@ DEVILS	VANECEK*/Skinner	SEVERSON

*BLACKWOOD replaced by VANECEK in the second period

INDIVIDUAL SCORING vs. OILERS

PLAYER	2022-23						WITH DEVILS						CAREER					
	GP	G	A	PTS	+/-	PIM	S	GP	G	A	PTS	PIM	GP	G	A	PTS	PIM	
NATHAN BASTIAN	2	0	1	1	1	2	0	4	0	1	1	2	4	0	1	1	2	
JESPER BRATT	2	2	1	3	0	0	4	8	5	5	10	0	8	5	5	10	0	
DOUGIE HAMILTON	2	0	0	0	2	0	13	4	0	3	3	0	24	4	15	19	22	
ERIK HAULA	2	0	1	1	1	2	5	2	0	1	1	2	20	1	3	4	16	
NICO HISCHIER	2	0	4	4	3	0	3	9	2	8	10	2	9	2	8	10	2	
JACK HUGHES	2	0	2	2	-1	0	4	6	2	3	5	2	6	2	3	5	2	
JOHN MARINO	2	0	1	1	3	0	1	2	0	1	1	0	6	0	2	2	4	
MICHAEL McLEOD	2	0	1	1	1	0	1	4	0	1	1	0	4	0	1	1	0	
TIMO MEIER	1	0	0	0	0	0	1	-	-	-	-	-	21	4	9	13	16	
DAWSON MERCER	2	1	1	2	1	0	7	4	2	2	4	0	4	2	2	4	0	
JONAS SIEGENTHALER	2	0	0	0	3	2	4	4	0	0	0	0	5	0	1	1	0	
BRENDAN SMITH	2	0	0	0	-2	0	1	2	0	0	0	0	15	0	2	2	15	
VITEK VANECEK	2	0	0	0	0	0	0	2	0	0	0	0	2	0	0	0	0	

Also with career statistics vs. Oilers: COLIN MILLER (19-3-5-8-15), TYLER TOFFOLI (41-13-18-31-16).

GOALTENDING HISTORY vs. OILERS

GOALTENDER	2022-23							WITH DEVILS							CAREER						
	MIN	GA	SO	GAA	W	L	OT	MIN	GA	SO	GAA	W	L	OT	MIN	GA	SO	GAA	W	L	OT
AKIRA SCHMID	-	-	-	-	-	-	-	-	-	-	-	-	-	-	-	-	-	-	-	-	-
VITEK VANECEK	91	3	0	1.97	2	0	0	91	3	0	1.97	2	0	0	91	3	0	1.97	2	0	0

YEAR	HOME W-L-O/T	ROAD W-L-O/T	TOTAL W-L-O/T	GF-GA	SF-SA	PIM	PP/PK
1982-83	0-2-0	0-1-0	0-3-0	8-19	92-119	58-73	2-16/7-12
1983-84	0-1-0	0-1-1	0-2-1	11-21	82-102	24-36	5-16/4-10
1984-85	1-1-0	0-1-0	1-2-0	9-9	92-84	18-29	0-11/1-7
1985-86	0-1-0	0-2-0	0-3-0	12-16	87-86	38-22	2-10/5-14
1986-87	1-1-0	0-1-0	1-2-0	14-16	87-96	56-40	6-14/7-15
1987-88	1-0-0	1-1-0	2-1-0	19-20	95-91	125-118	4-23/6-20
1988-89	1-1-0	1-0-0	2-1-0	7-5	98-77	52-60	3-22/2-11
1989-90	0-0-1	1-0-1	1-0-2	12-9	91-75	46-75	5-15/3-13
1990-91	0-2-0	1-0-0	1-2-0	9-11	89-62	40-58	2-19/5-15
1991-92	0-1-0	1-0-1	1-1-1	8-8	76-76	32-32	2-10/1-10
1992-93	1-0-0	0-1-0	1-1-0	9-7	64-57	38-48	1-8/0-3
1993-94	1-0-0	0-0-1	1-0-1	8-5	67-73	33-39	2-4/2-6
1994-95	0-0-0	0-0-0	0-0-0	0-0	0-0	0-0	0-0/0-0
1995-96	0-1-0	0-1-0	0-2-0	2-5	79-45	16-22	0-11/2-8
1996-97	1-0-0	1-0-0	2-0-0	9-3	48-68	18-20	1-4/1-3
1997-98	1-0-0	0-0-1	1-0-1	5-3	61-49	26-32	1-6/2-8
1998-99	0-1-0	1-0-0	1-1-0	6-5	70-45	32-43	3-8/1-8
1999-00	0-1-0	0-0-0	0-1-0	1-3	30-23	6-6	0-2/0-2
2000-01	0-0-0	1-0-0	1-0-0	6-5	40-34	12-20	1-6/0-4
2001-02	0-0-1	1-0-0	1-0-1	5-4	62-39	37-58	3-10/0-5
2002-03	0-1-0	0-0-0	0-1-0	3-6	39-21	27-31	2-7/1-5
2003-04	1-0-0	0-0-0	1-0-0	3-2	26-25	12-10	1-5/0-5
2005-06	1-0-0	0-0-0	1-0-0	2-1	28-30	10-18	0-9/0-5
2006-07	0-0-0	0-0-0	0-0-0	0-0	0-0	0-0	0-0/0-0
2007-08	0-0-0	1-0-0	1-0-0	3-1	33-21	7-15	0-5/0-1
2008-09	0-1-0	0-0-0	0-1-0	1-2	38-28	11-9	0-2/1-3
2009-10	0-0-0	0-1-0	0-1-0	0-2	22-35	18-4	0-1/0-3
2010-11	1-0-0	0-0-0	1-0-0	4-3	39-24	19-11	2-3/0-2
2011-12	0-0-0	1-0-0	1-0-0	2-1	25-23	10-4	1-2/1-5
2012-13	0-0-0	0-0-0	0-0-0	0-0	0-0	0-0	0-0/0-0
2013-14	1-0-0	0-0-1	1-0-1	6-6	49-47	19-17	1-6/1-7
2014-15	0-1-0	1-0-0	1-1-0	3-2	40-53	16-8	0-3/1-7
2015-16	1-0-0	0-1-0	1-1-0	3-6	46-47	23-23	3-9/1-9
2016-17	0-0-1	0-0-1	0-0-2	3-5	39-77	19-17	0-4/1-5
2017-18	0-0-1	0-1-0	0-1-1	5-9	68-74	11-13	0-4/1-4
2018-19	1-0-0	1-0-0	2-0-0	11-5	62-58	25-19	3-6/2-9
2019-20	0-1-0	0-0-1	0-1-1	3-7	60-54	12-12	0-6/3-6
2020-21				DID NOT PLAY			
2021-22	1-0-0	0-1-0	1-1-0	9-11	69-77	11-17	1-5/1-2
2022-23	1-0-0	1-0-0	2-0-0	9-5	71-67	12-12	1-6/2-6
TOTALS	16-16-5	14-14-7	30-30-12	229-247	2164-2062	969-1081	58-297/65-257

EDMONTON OILERS

ROGERS PLACE • EDMONTON, ALTA.
(780) 414-4000 • Fax (780) 409-5890
edmontonoilers.com



President of Hockey Operations/General Manager	Ken Holland
Assistant General Manager	Keith Gretzky
Assistant to General Manager	Bill Scott
Assistant General Manager, Pro Scouting	Brad Holland
Head Coach	Jay Woodcroft
Assistant Coaches	Brad Stuart, Glen Gulutzan, Dave Manson
Goaltending Coach	Dustin Schwartz

2022-23 LEADERS


Goals	Connor McDavid, 64	PIM	Klim Kostin, 66
Assists	Connor McDavid, 89	GAA	Stuart Skinner, 2.75
Points	Connor McDavid, 153	Wins	Mikko Koskinen, 29
+/-	Mattias Ekholm, +28	ShO	Skinner/Jack Campbell, 1

OTHER INFORMATION

Leading Scorer vs. NJ	Wayne Gretzky, 11g-38a-49pts
Leading Scorer vs. Edm.	Kirk Muller, 11g-14a-25pts
Last Trade	Devils acquired 2021 conditional draft pick in exchange for Dmitry Kulikov that would have become a 2022 3rd round pick if Edmonton won a playoff round. EDM did not win a playoff round.
Stanley Cups	5 (last time 1989-90)
2023-2024 Schedule vs. Edm.	Dec. 10 @ EDM, Dec. 21 @ NJD.



WOODCROFT



McDAVID

INDIVIDUAL SCORING vs. DEVILS

PLAYER	GP	2022-23					PIM	S	GP	CAREER				
		G	A	PTS	+/-					G	A	PTS	PIM	
TYSON BARRIE	2	0	2	2	-3	2	4	18	5	8	13	6		
EVAN BOUCHARD	2	0	1	1	-3	0	4	5	0	1	1	0		
CODY CECI	2	0	1	1	1	0	1	30	2	10	12	2		
LEON DRAISAITL	2	2	0	2	-1	0	8	15	10	7	17	0		
WARREN FOEGELE	2	0	0	0	-2	0	2	11	4	0	4	2		
DYLAN HOLLOWAY	2	0	1	1	0	0	0	2	0	1	1	0		
ZACH HYMAN	2	0	1	1	-1	0	9	15	3	6	9	6		
MATTAIS JANMARK	1	0	0	0	-2	0	1	11	1	6	7	2		
EVANDER KANE	1	0	0	0	-1	0	4	33	13	5	18	36		
KLIM KOSTIN	1	0	0	0	0	2	1	3	1	0	1	2		
BRETT KULAK	2	0	0	0	-4	2	2	10	1	1	2	6		
CONNOR McDAVID	2	1	2	3	-1	2	9	13	5	17	22	2		
RYAN McLEOD	2	0	0	0	-1	2	2	4	0	2	2	2		
RYAN MURRAY	1	0	0	0	0	0	0	18	0	3	3	2		
MARKUS NIEMELAINEN	2	0	0	0	-1	0	3	2	0	0	0	0		
RYAN NUGENT-HOPKINS	2	1	0	1	-1	0	9	16	3	10	13	2		
DARNELL NURSE	2	0	1	1	0	0	2	12	0	3	3	10		
JESSE PULJUJARVI	3	0	1	1	-2	2	3	6	0	3	3	6		
DEREK RYAN	2	1	0	1	-1	2	1	14	6	3	9	4		
DEVIN SHORE	1	0	0	0	0	0	1	10	1	2	3	0		
KAILER YAMAMOTO	1	0	0	0	-1	0	3	4	2	1	3	0		

Also with career statistics vs. Devils: CONNOR BROWN (14-5-8-13-6).

GOALTENDING HISTORY vs. DEVILS

GOALTENDER	MIN	2022-23					MIN	GA	CAREER				
		GA	SO	GAA	W	L OT			SO	GAA	W	L OT	
STUART SKINNER	118	9	0	4.57	0	2 0	118	9	0	4.57	0	2 0	



ALL-TIME RECORD

	GP	W	L	O/T	OTL	PTS	GF	GA
DEVILS	106	57	35	7	7	128	301	256
at New Jersey	54	33	16	3	2	71	170	125
at Florida	52	24	19	4	5	57	131	131

2022-23 SUMMARY

	GP	W	L	OT	PTS	GF	GA	SF	SA	PIM	PP	SHG
NEW JERSEY	2	1	2	0	2	8	10	100	106	31	1-8, 12.5%	1
FLORIDA	2	2	1	0	4	10	8	106	100	53	3-7, 42.9%	0

DATE	GAME#	RES	SCORE	LOCATION	GOALTENDERS	W/D GOAL
12/17/22	31	L	4-2	@ DEVILS	SCHMID/Bobrovsky	Reinhart
12/21/22	33	W	4-2	@ FLORIDA	BLACKWOOD/Bobrovsky	
SHARANGOVICH						
3/18/23	69	L	4-2	@ FLORIDA	SCHMID/Bobrovsky	Tkachuk

INDIVIDUAL SCORING vs. PANTHERS

PLAYER	2022-23							WITH DEVILS				CAREER					
	GP	G	A	PTS	+/-	PIM	S	GP	G	A	PTS	PIM	GP	G	A	PTS	PIM
KEVIN BAHL	2	0	0	0	1	2	1	2	0	0	0	0	2	0	0	0	0
JESPER BRATT	3	2	0	2	0	0	10	12	6	1	7	2	12	6	1	7	2
DOUGIE HAMILTON	3	0	3	3	-3	4	15	5	1	3	4	6	25	5	15	20	28
ERIK HAULA	3	1	1	2	2	5	7	3	1	1	2	5	23	6	6	12	9
NICO HISCHIER	3	1	0	1	-1	0	10	13	3	6	9	10	13	3	6	9	10
ALEXANDER HOLTZ	1	0	0	0	-1	0	2	2	0	1	1	2	2	0	1	1	2
JACK HUGHES	3	0	2	2	0	0	10	6	2	2	4	0	6	2	2	4	0
CURTIS LAZAR	1	0	0	0	0	0	1	1	0	0	0	0	19	1	2	3	0
JOHN MARINO	2	1	1	2	0	0	2	2	1	1	2	0	7	1	4	5	2
MICHAEL McLEOD	3	0	2	2	0	0	1	6	0	2	2	0	6	0	2	2	0
TIMO MEIER	3	1	0	1	-5	0	15	1	0	0	0	0	12	3	3	6	6
DAWSON MERCER	3	0	0	0	0	0	5	6	0	3	3	2	6	0	3	3	2
ONDREJ PALAT	1	0	0	0	-1	0	0	1	0	0	0	0	38	9	17	26	20
AKIRA SCHMID	2	0	0	0	0	0	0	2	0	0	0	0	2	0	0	0	0
JONAS SIEGENTHALER	3	0	1	1	-1	0	1	6	0	3	3	0	8	0	5	5	0
BRENDAN SMITH	3	0	0	0	1	6	3	3	0	0	0	6	25	3	4	7	33

Also with career statistics vs. Panthers: COLIN MILLER (16-2-3-5-10), TYLER TOFFOLI (14-4-4-8-0).

GOALTENDING HISTORY vs. PANTHERS

GOALTENDER	2022-23							WITH DEVILS							CAREER						
	MIN	GA	SO	GAA	W	L	OT	MIN	GA	SO	GAA	W	L	OT	MIN	GA	SO	GAA	W	L	OT
AKIRA SCHMID	116	6	0	3.10	0	2	0	116	6	0	3.10	0	2	0	116	6	0	3.10	0	2	0
VITEK VANECEK	-	-	-	-	-	-	-	-	-	-	-	-	-	-	36	2	0	3.30	0	0	1

YEAR	HOME W-L-O/T	ROAD W-L-O/T	TOTAL W-L-O/T	GF-GA	SF-SA	PIM	PP/PK
1993-94	2-0-0	1-0-2	3-0-2	14-9	177-158	53-59	3-21/3-19
1994-95	2-0-0	1-1-0	3-1-0	13-5	107-82	51-43	0-12/2-15
1995-96	1-2-0	0-3-0	1-5-0	10-15	200-150	88-67	2-30/3-26
1996-97	1-1-1	0-1-1	1-2-2	9-12	161-142	85-95	2-19/0-14
1997-98	0-1-1	2-1-0	2-2-1	14-13	152-141	71-89	5-23/3-19
1998-99	1-0-1	1-0-1	2-0-2	12-9	132-87	73-57	4-14/1-22
1999-00	2-0-0	1-1-0	3-1-0	12-10	132-87	92-91	1-14/3-16
2000-01	2-0-0	2-0-0	4-0-0	15-9	128-89	64-67	5-20/5-15
2001-02	1-1-0	2-0-0	3-1-0	13-6	133-84	57-53	5-14/2-16
2002-03	1-1-0	2-0-0	3-1-0	13-6	141-74	65-59	3-20/2-13
2003-04	1-1-0	2-0-0	3-1-0	13-8	149-97	30-32	2-14/1-12
2005-06	2-0-0	1-1-0	3-1-0	12-8	116-105	38-56	5-21/2-12
2006-07	2-0-0	1-1-0	3-1-0	12-9	109-110	37-73	6-19/2-7
2007-08	1-1-0	1-1-0	2-2-0	8-8	112-124	51-55	3-19/3-17
2008-09	2-0-0	1-1-0	3-1-0	13-9	138-07	38-38	2-14/2-14
2009-10	1-1-0	1-1-0	2-2-0	9-9	145-83	25-29	2-12/2-10
2010-11	1-0-1	1-0-1	2-0-2	12-10	115-103	16-26	3-13/3-8
2011-12	1-1-0	1-1-0	2-2-0	12-11	116-106	36-36	0-11/1-11
2012-13	2-0-0	0-0-1	2-0-1	10-6	84-61	16-33	2-9/2-7
2013-14	2-0-0	0-1-0	2-1-0	11-9	99-74	32-16	2-7/0-10
2014-15	1-0-0	1-1-0	2-1-0	10-5	71-83	58-39	3-9/2-13
2015-16	1-1-0	0-1-0	1-2-0	7-10	59-102	24-28	2-11/1-9
2016-17	0-1-0	0-0-2	0-1-2	4-9	86-94	37-30	1-8/3-12
2017-18	1-1-0	0-1-0	1-2-0	6-7	77-100	29-25	2-6/0-13
2018-19	1-0-0	1-0-1	2-0-1	10-9	85-111	63-43	1-11/1-11
2019-20	0-2-0	0-0-0	0-2-0	7-11	49-67	14-10	1-5/1-7
2020-21	DID NOT PLAY						
2021-22	1-0-1	0-1-0	1-1-1	14-14	108-120	16-20	2-9/0-7
2022-23	0-1-0	1-1-0	1-2-0	8-10	100-106	31-53	1-8/3-7
TOTALS	33-16-5	24-19-9	57-35-14	301-256	3317-2891	1292-1326	70-393/53-358

FLORIDA PANTHERS

FLA LIVE ARENA • SUNRISE, FL
(954) 835-7000 • Fax (954) 835-7700
floridapanthers.com



General Manager	Bill Zito
Senior Advisors to the General Manager	Rick Dudley, Paul Fenton
Special Advisor to General Manager	Roberto Luongo
Assistant General Manager	Paul Krepelka, Brett Peterson
Head Coach	Paul Maurice
Assistant Coaches	Jamie Kompon, Sylvian LeFevbre, Tuomo Ruutu, Myles Fee
Goaltending Coach	Rob Tallas

2022-23 LEADERS

Goals	Carter Verhaeghe, 42	PIM	Matthew Tkachuk, 123
Assists	Matthew Tkachuk, 69	GAA	Alex Lyon, 2.89
Points	Matthew Tkachuk, 109	Wins	Sergei Bobrovsky, 24
+/-	Matthew Tkachuk, +29	ShO ..	Sergei Bobrovsky & 2 others, 1

OTHER INFORMATION

Leading Scorer vs. NJ	Stephen Weiss, 6g-15a-21pts,
Leading Scorer vs. Fla.	Patrik Elias, 26g-26a-51pts
Last Trade	Devils obtained Shane Harper for Reece Scarlett (3/01/17)
Stanley Cups	None
2023-2024 Schedule vs. Fla.	Oct. 16 @ NJD, Jan. 13 @ FLA & Mar. @ NJD



MAURICE



EKBLAD

INDIVIDUAL SCORING vs. DEVILS

PLAYER	GP	2022-23					PIM	S	CAREER				
		G	A	PTS	+/-				G	A	PTS	PIM	
ALEKSANDER BARKOV	2	1	2	3	0	0	0	6	21	11	9	20	0
SAM BENNETT	3	0	1	1	1	0	0	11	15	2	5	7	8
SERGEI BOBROVSKY	3	0	0	0	0	0	0	0	27	0	1	1	2
NICK COUSINS	3	0	1	1	-1	0	4	16	3	3	6	22	
ZAC DALPE	2	0	1	1	-1	0	3	9	1	1	2	0	
GRIGORI DENISENKO	2	0	1	1	1	0	1	2	0	1	1	1	0
ANTHONY DUCLAIR	1	0	0	0	-1	0	1	16	2	5	7	0	
AARON EKBLAD	3	0	2	2	0	14	12	22	2	10	12	32	
GUSTAV FORSLING	3	1	0	1	3	2	7	8	2	2	4	0	
RADKO GUDAS	1	0	1	1	1	0	1	15	2	6	8	62	
ALEKSI HEPONENIEMI	1	0	1	1	0	0	0	1	0	1	1	0	
MATT KIERSTED	2	0	0	0	0	0	0	2	0	0	0	0	
RYAN LOMBERG	3	0	1	1	-1	2	8	6	0	2	2	2	
ANTON LUNDELL	2	0	1	1	0	7	4	5	0	1	1	7	
EETU LUOSTARINEN	3	1	1	2	0	0	7	6	2	1	3	0	
JOSH MAHURA	3	0	0	0	1	0	2	6	0	0	0	0	
BRANDON MONTOUR	3	0	0	0	1	0	2	20	4	8	12	14	
SAM REINHART	3	4	0	4	0	0	8	26	11	4	15	2	
ERIC STAAL	3	1	0	1	-1	2	6	62	10	22	32	50	
MARC STAAL	3	0	1	1	-1	0	2	63	3	7	10	22	
MATTHEW TKACHUK	3	1	0	1	1	12	9	12	4	3	7	14	
CARTER VERHAEGHE	3	1	2	3	2	2	8	8	2	4	6	2	
COLIN WHITE	2	0	0	0	-2	0	1	9	3	1	4	4	

Also with career statistics vs. Devils: OLIVER EKMAN-LARSSON (20-4-4-8-10), CASEY FITZGERALD (3-0-0-0-0), DMITRY KULIKOV (30-6-5-11-18), MIKE REILLY (12-1-6-7-10), EVAN RODRIGUES (20-2-2-4-2), KEVIN STENLUND (6-1-0-1-2), ANTHONY STOLARZ (5 GP, 0-1-1).

GOALTENDING HISTORY vs. DEVILS

GOALTENDER	MIN	2022-23					MIN	CAREER				
		GA	SO	GAA	W	L OT		GA	SO	GAA	W	L OT
SERGEI BOBROVSKY	178	7	0	2.35	2	1 0	1570	63	3	2.41	19	6 1



ALL-TIME RECORD

	GP	W	L	O/T	OTL	PTS	GF	GA
DEVILS	111	41	55	11	4	97	339	404
at New Jersey	56	25	26	5	0	55	170	178
at Los Angeles	55	16	29	6	4	42	169	226

2022-23 SUMMARY

	GP	W	L	OT	PTS	GF	GA	SF	SA	PIM	PP	SHG
NEW JERSEY	2	2	0	0	4	9	5	50	69	10	1-7, 14.3%	0
LOS ANGELES	2	0	0	1	1	5	9	69	50	14	2-5, 40%	0

DATE	GAME#	RES	SCORE	LOCATION	GOALTENDERS	W/D GOAL
1/14/23	43	W	5-2	@ LOS ANGELES	BLACKWOOD/Quick	OKHOTIUK
2/23/23	58	Wo	4-3	@ DEVILS	VANECEK/Copley	HISCHIER

INDIVIDUAL SCORING vs. KINGS

PLAYER	2022-23							WITH DEVILS					CAREER				
	GP	G	A	PTS	+/-	PIM	S	GP	G	A	PTS	PIM	GP	G	A	PTS	PIM
KEVIN BAHL	1	0	1	1	0	0	0	1	0	1	1	0	1	0	1	1	0
JESPER BRATT	2	1	0	1	2	0	9	10	5	3	8	6	10	5	3	8	6
NOLAN FOOTE	1	0	0	0	0	0	0	1	0	0	0	0	1	0	0	0	0
DOUGIE HAMILTON	2	0	2	2	2	0	4	2	0	2	2	0	22	3	6	9	22
ERIK HAULA	2	1	0	1	1	0	8	2	1	0	1	0	21	7	3	10	4
NICO HISCHER	2	1	1	2	3	0	6	9	3	2	5	4	9	3	2	5	4
JACK HUGHES	2	0	3	3	1	0	7	5	0	5	5	0	5	0	5	5	0
JOHN MARINO	1	0	0	0	-2	0	0	1	0	0	0	0	4	0	0	0	2
MIKE McLEOD	2	0	0	0	0	0	2	5	0	0	0	2	5	0	0	0	2
TIMO MEIER	3	2	3	5	-2	0	16	-	-	-	-	-	29	14	9	23	18
DAWSON MERCER	2	2	2	4	3	0	3	4	2	2	4	0	4	2	2	4	0
NIKITA OKHOTIUK	1	1	0	1	1	0	1	1	1	0	1	0	1	1	0	1	0
ONDREJ PALAT	2	0	1	1	2	0	1	2	0	1	1	0	13	1	5	6	2
JONAS SIEGENTHALER	2	0	0	0	2	2	2	4	0	0	0	2	5	0	0	0	2
BRENDAN SMITH	1	0	0	0	1	2	1	1	0	0	0	2	19	0	7	7	22
VITEK VANECEK	1	0	1	1	0	0	0	1	0	1	0	1	2	0	1	1	0

Also with career statistics vs. Kings: COLIN MILLER (13-0-3-3-6), TYLER TOFFOLI (8-3-2-5-6).

GOALTENDING HISTORY vs. KINGS

GOALTENDER	2022-23							WITH DEVILS							CAREER						
	MIN	GA	SO	GAA	W	L	OT	MIN	GA	SO	GAA	W	L	OT	MIN	GA	SO	GAA	W	L	OT
AKIRA SCHMID	-	-	-	-	-	-	-	61	3	0	2.91	1	0	0	61	3	0	2.91	1	0	0
VITEK VANECEK	-	-	-	-	-	-	-	-	-	-	-	-	-	-	120	6	0	3.00	1	1	0

YEAR	HOME W-L-O/T	ROAD W-L-O/T	TOTAL W-L-O/T	GF-GA	SF-SA	PIM	PP/PK
1982-83	1-0-0	0-2-0	1-2-0	9-13	72-85	49-48	2-9/1-7
1983-84	2-0-0	0-1-0	2-1-0	14-15	71-88	49-33	2-6/3-15
1984-85	0-1-0	0-2-0	0-3-0	7-19	88-87	58-52	1-11/6-14
1985-86	1-1-0	1-0-0	2-1-0	13-10	93-87	36-26	2-8/2-13
1986-87	1-0-0	0-2-0	1-2-0	13-18	92-107	84-73	4-11/6-17
1987-88	1-1-0	0-0-1	1-1-1	7-9	82-86	107-107	4-17/4-19
1988-89	0-0-1	0-1-1	0-1-2	10-16	100-101	110-112	2-14/5-13
1989-90	2-0-0	0-1-0	2-1-0	13-12	97-80	48-40	1-12/1-11
1990-91	0-1-0	1-1-0	1-2-0	9-13	86-98	120-78	1-10/4-16
1991-92	2-0-0	1-0-0	3-0-0	14-5	89-92	60-50	5-15/1-20
1992-93	1-0-0	0-1-0	1-1-0	9-6	94-51	17-31	3-11/0-4
1993-94	0-1-0	0-1-0	0-2-0	5-8	88-52	35-42	2-9/2-13
1994-95	0-0-0	0-0-0	0-0-0	0-0	0-0	0-0	0-0/0-0
1995-96	1-0-0	1-0-0	2-0-0	7-3	68-56	18-10	1-5/1-10
1996-97	1-0-0	1-0-0	2-0-0	9-3	62-58	14-14	2-7/0-7
1997-98	0-1-0	0-1-0	0-2-0	1-7	56-47	28-36	1-12/1-8
1998-99	0-1-0	1-0-0	1-1-0	3-6	80-44	41-61	1-12/1-6
1999-00	1-0-0	0-0-0	1-0-0	7-1	36-35	20-14	1-2/0-5
2000-01	0-1-0	1-0-0	1-1-0	7-3	69-40	28-26	3-6/1-7
2001-02	0-1-0	0-0-0	0-1-0	2-3	27-22	10-8	0-4/0-5
2002-03	0-0-0	0-1-0	0-1-0	1-2	35-32	8-2	0-1/1-4
2003-04	1-0-0	1-0-0	2-0-0	7-2	58-51	20-28	3-13/1-9
2005-06	0-0-0	0-0-0	0-0-0	0-0	0-0	0-0	0-0/0-0
2006-07	0-0-0	0-0-1	0-0-1	2-3	22-28	12-10	2-5/1-6
2007-08	1-0-0	0-0-0	1-0-0	6-3	27-26	9-7	0-1/0-2
2008-09	0-1-0	1-0-0	1-1-0	6-4	54-67	37-53	3-11/1-9
2009-10	0-1-0	0-0-0	0-1-0	2-3	28-22	8-6	0-3/1-4
2010-11	0-0-0	0-1-0	0-1-0	1-3	40-23	6-4	0-2/1-3
2011-12	1-0-0	1-0-0	2-0-0	5-1	60-58	4-8	0-4/0-2
2012-13	0-0-0	0-0-0	0-0-0	0-0	0-0	0-0	0-0/0-0
2013-14	0-1-0	1-0-0	1-1-0	2-3	41-56	21-17	0-4/1-7
2014-15	0-1-0	1-0-0	1-1-0	6-6	40-59	21-17	2-5/1-7
2015-16	1-0-0	1-0-0	2-0-0	3-1	42-51	12-8	1-4/0-6
2016-17	0-1-0	0-1-0	0-2-0	3-7	48-53	6-8	0-6/1-3
2017-18	1-0-0	1-0-0	2-0-0	8-1	54-55	20-14	1-6/0-10
2018-19	0-1-0	1-0-0	1-1-0	7-8	65-57	14-22	1-7/1-4
2019-20	1-0-0	0-0-1	1-0-1	4-2	67-75	6-10	1-5/0-3
2020-21	DID NOT PLAY						
2021-22	0-1-0	0-0-1	0-1-1	4-6	48-66	22-16	1-6/1-9
2022-23	1-0-0	1-0-0	2-0-0	9-5	60-59	10-14	1-7/2-5
TOTALS	21-16-1	16-15-6	37-31-7	234-229	2239-2154	1170-1109	54-269/52-295

LOS ANGELES KINGS

CRYPTO.COM ARENA • LOS ANGELES, CA
(213) 742-7100 • Fax (310) 535-4525
lakings.com



KINGS VS. DEVILS

President/Alternate Governor	Luc Robitaille
Vice President/General Manager	Rob Blake
Senior Director, Hockey Operations	Jake Goldberg
Head Coach	Todd McLellan
Assistant Coaches	Jim Hiller, Trent Yawney
Goaltending Coach	Mike Buckley

2022-23 LEADERS


Goals	Adrian Kempe, 41	PIM	Phillip Danault, 63
Assists	Kevin Fiala, 49	GAA	Jonas Korpisalo, 2.13
Points	Anze Kopitar, 74	Wins	Phoenix Copley, 24
+/-	Adrian Kempe, +22	ShO	Phoenix Copley & 2 others, 1

OTHER INFORMATION

Leading Scorer vs. NJ	Dave Taylor, 14g-18a-32pts
Leading Scorer vs. LA	John MacLean, 13g-16a-29pts
Last Trade	Devils obtained Brian O'Neill for conditional #7 2017 Draft Pick (10/06/15)
Stanley Cups	2 (2011-12, 2013-14)
2023-2024 Schedule vs. LA	Feb. 15 @ NJD, Mar. 3 @ LAK



McLELLAN



DOUGHTY

INDIVIDUAL SCORING vs. DEVILS

PLAYER	GP	2022-23					S	GP	CAREER			
		G	A	PTS	+/-	PIM			G	A	PTS	PIM
MIKEY ANDERSON	2	0	1	1	1	0	1	5	0	1	1	0
JARET ANDERSON-DOLAN	2	0	0	0	-3	0	1	2	0	0	0	0
VIKTOR ARVIDSSON	2	1	0	1	-1	0	3	10	4	5	9	2
TOBIAS BJORNFOT	1	0	0	0	-2	0	0	3	0	1	1	0
QUINTON BYFIELD	2	0	0	0	0	4	4	3	0	0	0	0
PHENIX COPLEY	3	0	0	0	0	0	0	3	0	0	0	0
PHILLIP DANAULT	2	0	0	0	-2	0	5	15	2	8	10	6
DREW DOUGHTY	2	0	2	2	0	0	2	21	1	8	9	6
SEAN DURZI	2	1	1	2	0	0	7	3	1	1	2	0
ALEXANDER EDLER	1	0	0	0	-2	0	2	18	3	4	7	20
KEVIN FIALA	2	1	2	3	-1	4	6	11	3	5	8	9
ALEX IAFALLO	2	0	0	0	-2	2	5	10	2	1	3	2
ARTHUR KALIYEV	1	0	0	0	-2	0	0	3	1	0	1	0
ADRIAN KEMPE	2	0	2	2	-1	0	5	10	4	2	6	4
ANZE KOPITAR	2	2	1	3	2	0	6	25	7	12	19	4
RASMUS KUPARI	2	0	0	0	-3	0	3	3	0	0	0	0
BRENDAN LEMIEUX	1	0	0	0	-1	0	0	11	0	1	1	13
BLAKE LIZOTTE	2	0	0	0	-1	0	2	6	0	1	1	2
JOHNATHAN QUICK	1	0	0	0	0	0	0	13	0	0	0	0
MATT ROY	2	0	0	0	-1	0	2	6	0	1	1	0
GABRIEL VILARDI	2	0	1	1	0	4	2	3	0	1	1	4
SEAN WALKER	2	0	0	0	-5	0	3	4	0	0	0	0

Also with career statistics vs. Devils: TREVOR LEWIS (18-0-1-1-6), DAVID RITTICH (4 GP, 4-0-0), CAM TALBOT (10 GP, 7-2-0).

GOALTENDING HISTORY vs. DEVILS

GOALTENDER	MIN	2022-23						MIN	GA	CAREER					
		GA	SO	GAA	W	L	OT			SO	GAA	W	L	OT	
PHENIX COPLEY	62	4	0	3.84	0	0	1	182	11	0	3.62	1	1	1	
JONATHAN QUICK	58	4	0	4.13	0	1	0	736	33	0	2.69	5	6	2	



ALL-TIME RECORD

	GP	W	L	O/T	OTL	PTS	GF	GA
DEVILS	29	15	9	2	3	35	84	82
at New Jersey	15	8	4	1	2	19	45	36
at Minnesota	14	7	5	1	1	16	39	46

2022-23 SUMMARY

	GP	W	L	OT	PTS	GF	GA	SF	SA	PIM	PP	SHG
NEW JERSEY	2	0	0	2	2	3	5	77	53	15	0-5, 0%	0
MINNESOTA	2	2	0	0	4	5	3	53	77	27	1-4, 25%	0

DATE	GAME#	RES	SCORE	LOCATION	GOALTENDERS	W/D GOAL
2/11/23	52	Lso	3-2	@ MINNESOTA	VANECEK/Gustavsson	Zuccarello
3/21/23	71	Lo	2-1	@ DEVILS	VANECEK/Gustavsson	BOLDY

INDIVIDUAL SCORING vs. WILD

PLAYER	2022-23								WITH DEVILS					CAREER				
	GP	G	A	PTS	+/-	PIM	S		GP	G	A	PTS	PIM	GP	G	A	PTS	PIM
KEVIN BAHL	2	0	0	0	0	0	1		2	0	0	0	0	2	0	0	0	0
NATHAN BASTIAN	1	0	0	0	0	7	0		2	0	0	0	7	3	0	0	0	9
JESPER BRATT	2	0	1	1	0	0	4		8	1	4	5	0	8	1	4	5	0
NOLAN FOOTE	1	0	0	0	0	0	1		1	0	0	0	0	1	0	0	0	0
DOUGIE HAMILTON	2	0	1	1	-1	0	11		4	0	3	3	2	21	1	4	5	12
ERIK HAULA	2	0	0	0	-1	0	3		2	0	0	0	0	9	2	3	5	4
NICO HISCHIER	2	0	1	1	2	0	6		9	1	5	6	8	9	1	5	6	8
JACK HUGHES	1	0	0	0	-1	0	10		3	0	1	1	0	3	0	1	1	0
JOHN MARINO	2	0	0	0	1	0	1		2	0	0	0	0	6	0	3	3	0
MIKE McLEOD	2	0	0	0	0	0	1		4	0	1	1	0	4	0	1	1	0
TIMO MEIER	1	1	0	1	1	0	6		3	2	1	3	0	25	5	8	13	15
DAWSON MERCER	2	0	0	0	0	0	2		2	0	0	0	2	2	0	0	0	2
ONDREJ PALAT	2	0	1	1	0	0	3		2	0	1	1	0	18	0	6	6	0
JONAS SIEGENTHALER	2	0	0	0	0	4	0		4	0	0	0	6	5	0	0	0	6
BRENDAN SMITH	-	-	-	-	-	-	-		-	-	-	-	-	14	2	5	7	6
VITEK VANECEK	2	0	0	0	0	0	0		2	0	0	0	0	3	0	0	0	0

Also with career statistics vs. Wild: COLIN MILLER (14-0-7-7-12), TYLER TOFFOLI (27-9-9-18-12).

GOALTENDING HISTORY vs. WILD

GOALTENDER	2022-23								WITH DEVILS								CAREER							
	MIN	GA	SO	GAA	W	L	OT		MIN	GA	SO	GAA	W	L	OT		MIN	GA	SO	GAA	W	L	OT	
AKIRA SCHMID	-	-	-	-	-	-	-	-	-	-	-	-	-	-	-	-	-	-	-	-	-	-	-	-
VITEK VANECEK	129	4	0	1.85	0	0	2		129	4	0	1.85	0	0	2		189	8	0	2.54	0	1	2	

YEAR	HOME W-L-O/T	ROAD W-L-O/T	TOTAL W-L-O/T	GF-GA	SF-SA	PIM	PP/PK
2000-01	1-0-0	1-0-0	2-0-0	10-4	48-50	12-10	1-5/2-6
2001-02	0-0-0	0-0-1	0-0-1	2-2	27-36	17-13	0-2/0-4
2002-03	1-0-0	0-1-0	1-1-0	5-5	62-45	15-19	0-6/1-4
2003-04	0-0-1	0-0-0	0-0-1	4-4	36-34	6-4	1-2/1-3
2005-06	1-0-0	0-0-0	1-0-0	3-2	33-39	14-10	0-5/1-7
2006-07	0-0-0	0-0-0	0-0-0	0-0	0-0	0-0	0-0/0-0
2007-08	0-0-0	1-0-0	1-0-0	4-3	30-37	13-7	0-1/0-4
2008-09	1-0-0	0-0-0	1-0-0	4-0	29-35	14-6	1-3/0-7
2009-10	0-0-0	1-0-0	1-0-0	5-3	26-32	4-6	2-3/0-2
2010-11	0-1-0	0-0-0	0-1-0	1-2	22-18	4-10	0-3/0-0
2011-12	0-0-0	0-1-0	0-1-0	2-4	31-16	6-10	0-5/0-2
2012-13	0-0-0	0-0-0	0-0-0	0-0	0-0	0-0	0-0/0-0
2013-14	1-0-0	0-1-0	1-1-0	4-7	48-43	20-29	1-7/2-9
2014-15	1-0-0	0-1-0	1-1-0	5-7	55-62	16-14	1-7/1-8
2015-16	1-0-0	1-0-0	2-0-0	9-5	42-50	15-13	0-3/2-4
2016-17	1-0-0	1-0-0	2-0-0	6-4	58-64	12-8	1-4/1-6
2017-18	1-0-0	0-1-0	1-1-0	6-7	65-61	16-12	1-5/2-8
2018-19	0-1-0	1-0-0	1-1-0	7-8	46-65	13-17	1-6/2-5
2019-20	0-1-0	0-0-0	0-1-0	2-3	34-29	8-4	1-2/1-4
2020-21	DID NOT PLAY						
2021-22	0-0-1	0-1-0	0-1-1	4-8	73-65	18-18	0-7/0-7
2022-23	0-0-1	0-0-1	0-0-2	3-5	77-53	15-27	0-5/1-4
TOTALS	8-4-3	7-5-2	15-9-5	86-83	769-805	240-239	11-81/17-91

MINNESOTA WILD

XCEL ENERGY CENTER • SAINT PAUL, MN
(651) 602-6000 • Fax (651) 222-1055
wild.com



WILD VS. DEVILS

General Manager/President of Hockey Operations.....Bill Guerin
Senior Advisor to General Manager.....Ray Shero
Assistant General Manager.....Chris O'Hearn
Head Coach.....Dean Evason
Assistant Coaches.....Bob Woods, Jason King, Darby Hendrickson
Goaltending Coach.....Frederic Chabot

2022-23 LEADERS

Goals.....Kirill Kaprizov, 40 **PIM**.....Marcus Foligno, 97
Assists.....Mats Zuccarello, 45 **GAA**.....Filip Gustavsson, 2.10
Points.....Kirill Kaprizov, 75 **Wins**.....M.A. Fleury, 24
+/-.....Jared Spurgeon, +32 **ShO**.....Filip Gustavsson, 3

OTHER INFORMATION

Leading Scorer vs. NJ.....Mikko Koivu, 2g-8a-10pts
Leading Scorer vs. Min......Patrik Elias, 4g-8a-12pts
Last Trade.....Devils obtain Ryan Murphy in exchange for Michael Kapla (Jan. 30, 2019)
Stanley Cups.....None
2023-2024 Schedule vs. Min......Oct. 29 @ NJD, Nov. 2 @ MIN.



EVASON



SPURGEON

INDIVIDUAL SCORING vs. DEVILS

PLAYER	GP	2022-23					S	GP	CAREER			
		G	A	PTS	+/-	PIM			G	A	PTS	PIM
CALEN ADDISON	1	0	1	1	0	0	0	1	0	1	1	0
MATT BOLDY	2	1	0	1	0	0	8	2	1	0	1	0
JONAS BRODIN	2	0	1	1	0	0	2	16	0	4	4	4
CONNOR DEWAR	2	0	1	1	-1	0	2	2	0	1	1	0
BRANDON DUHAIME	2	0	0	0	0	2	2	4	0	0	0	4
MATT DUMBA	2	0	1	1	0	2	4	12	0	2	2	6
JOEL ERIKSSON EK	2	1	0	1	-1	2	5	10	5	1	6	4
MARCUS FOLIGNO	2	0	0	0	0	0	3	19	2	4	6	14
FREDERICK GAUDREAU	2	0	0	0	0	0	3	10	1	1	2	8
ALEX GOLIGOSKI	1	0	0	0	-1	2	1	33	4	10	14	14
JORDAN GREENWAY	2	0	0	0	-2	0	3	7	1	0	1	2
FILIP GUSTAVSSON	2	0	0	0	0	0	0	2	0	0	0	0
RYAN HARTMAN	2	1	0	1	0	17	3	13	3	4	7	30
MARCUS JOHANSSON	3	0	1	1	-2	0	4	32	4	6	10	4
KIRILL KAPRIZOV	1	0	0	0	1	2	2	3	2	1	3	2
JOHN KLINGBERG	3	0	0	0	0	0	3	15	0	5	5	6
JON MERRILL	2	0	0	0	0	0	0	8	0	1	1	4
JACOB MIDDLETON	2	0	0	0	-1	0	1	5	1	1	2	7
RYAN REAVES	1	0	0	0	0	0	0	18	3	2	5	13
MASON SHAW	2	1	0	1	0	0	3	2	1	0	1	0
JARED SPURGEON	1	0	0	0	0	0	2	14	3	8	11	8
SAM STEEL	1	0	0	0	-1	0	2	3	0	0	0	2
OSKAR SUNDQVIST	1	0	1	1	1	0	1	13	1	6	7	8
MATTS ZUCCARELLO	2	0	1	1	1	0	5	32	6	17	23	10

Also with career statistics vs. Devils: N/A.

GOALTENDING HISTORY vs. DEVILS

GOALTENDER	MIN	2022-23						MIN	GA	CAREER					
		GA	SO	GAA	W	L	OT			SO	GAA	W	L	OT	
FILIP GUSTAVSSON	129	3	0	1.38	2	0	0	129	3	0	1.38	2	0	0	



ALL-TIME RECORD

	GP	W	L	O/T	OTL	PTS	GF	GA
DEVILS	166	76	73	10	7	169	467	513
at New Jersey	83	40	35	4	4	88	246	271
at Montreal	83	36	38	6	3	81	221	242

2022-23 SUMMARY

	GP	W	L	OT	PTS	GF	GA	SF	SA	PIM	PP	SHG
NEW JERSEY	3	2	1	0		4	10	7	116	68	2-5, 40%	0
MONTREAL	3	1	2	0		2	7	10	68	116	0-4, 0%	0

DATE	GAME#	RES	SCORE	LOCATION	GOALTENDERS	W/D GOAL
11/15/22	16	W	5-1	@ MONTREAL	VANECEK/Allen	HAMILTON
2/21/23	57	L	5-2	@ DEVILS	VANECEK/Montembeault	Suzuki
3/11/23	65	W	3-1	@ MONTREAL	SCHMID/Allen	HISCHIER

INDIVIDUAL SCORING vs. CANADIENS

PLAYER	2022-23						WITH DEVILS				CAREER				
	GP	G	A	PTS	+/-	PIM	S	GP	G	A	PTS	PIM	GP	G	A
NATHAN BASTIAN	2	1	0	1	1	0	8	4	1	0	1	2	4	1	0
JESPER BRATT	3	2	1	3	-2	0	7	14	4	7	11	0	14	4	7
DOUGIE HAMILTON	3	1	2	3	2	0	9	5	1	2	3	2	27	5	11
ERIK HAULA	3	0	0	0	0	0	4	3	0	0	0	0	17	6	6
NICO HISCHER	3	1	1	2	1	0	7	14	7	5	12	4	14	7	5
JOHN MARINO	3	1	0	1	1	0	3	3	1	0	1	0	8	1	2
MICKE McLEOD	3	0	0	0	0	0	3	6	2	1	3	0	6	2	1
TIMO MEIER	2	0	1	1	2	2	5	1	0	0	0	2	9	5	3
DAWSON MERCER	3	1	3	4	1	2	8	6	2	5	7	4	6	2	5
ONDREJ PALAT	2	0	0	0	-2	0	4	2	0	0	0	0	30	5	16
AKIRA SCHMID	1	0	0	0	0	0	0	1	0	0	0	0	1	0	0
JONAS SIEGENTHALER	3	0	0	0	2	0	8	6	0	0	0	2	8	0	0
BRENDAN SMITH	3	0	0	0	1	4	8	3	0	0	0	8	24	1	3
VITEK VANECEK	2	0	0	0	0	0	0	2	0	0	0	0	3	0	0

Also with career statistics vs. Canadiens: COLIN MILLER (14-1-6-7-6), TYLER TOFFOLI (17-4-9-13-6).

GOALTENDING HISTORY vs. CANADIENS

GOALTENDER	2022-23						WITH DEVILS						CAREER					
	MIN	GA	SO	GAA	W	L	OT	MIN	GA	SO	GAA	W	L	OT	MIN	GA	SO	GAA
AKIRA SCHMID	60	1	0	1.00	1	0	0	60	1	0	1.00	1	0	0	60	1	0	1.00
VITEK VANECEK	119	5	0	2.50	1	1	0	119	5	0	2.50	1	1	0	179	9	0	3.00

YEAR	HOME	ROAD	TOTAL	GF-GA	SF-SA	PIM	PP/PK
	W-L-O/T	W-L-O/T	W-L-O/T				
1982-83	0-1-0	1-1-0	1-2-0	14-13	74-93	27-29	2-6/3-10
1983-84	0-2-0	1-0-0	1-2-0	5-12	55-95	37-35	1-6/2-7
1984-85	1-0-0	0-1-1	1-1-1	9-13	78-93	29-25	2-7/2-9
1985-86	1-1-0	0-1-0	1-2-0	10-18	81-101	59-47	2-13/4-14
1986-87	1-0-0	0-2-0	1-2-0	8-10	77-76	22-24	1-10/1-9
1987-88	2-0-0	0-1-0	2-1-0	9-7	74-84	64-42	1-10/2-16
1988-89	0-1-0	0-2-0	0-3-0	7-13	87-89	55-47	2-11/2-15
1989-90	0-2-0	1-0-0	1-2-0	10-13	78-92	22-30	3-10/2-11
1990-91	1-0-0	0-1-1	1-1-1	9-9	105-83	47-57	1-13/0-13
1991-92	1-0-0	1-1-0	2-1-0	9-8	87-64	24-24	3-10/1-10
1992-93	1-1-0	0-1-0	1-2-0	11-13	106-110	108-102	5-15/4-13
1993-94	1-1-0	1-1-0	2-2-0	11-9	128-115	86-73	0-16/2-18
1994-95	2-0-0	0-2-0	2-2-0	12-9	155-105	53-39	0-7/0-9
1995-96	1-0-1	1-1-0	2-1-1	13-11	117-124	50-52	5-14/2-12
1996-97	1-0-1	1-0-1	2-0-2	14-10	162-104	37-33	0-11/2-14
1997-98	2-0-0	1-1-0	3-1-0	12-8	126-104	67-65	2-16/2-17
1998-99	1-0-1	1-0-1	2-0-2	11-4	132-97	115-85	1-17/1-21
1999-00	2-0-0	1-1-0	3-1-0	10-6	136-104	26-36	2-12/2-7
2000-01	2-0-0	2-0-0	4-0-0	16-5	122-96	101-43	3-12/4-26
2001-02	1-1-0	1-1-0	2-2-0	8-7	112-87	22-16	0-8/1-11
2002-03	2-0-0	1-1-0	3-1-0	10-6	133-90	39-35	4-14/0-16
2003-04	1-0-1	0-2-0	1-2-1	6-6	118-116	28-26	2-10/1-11
2005-06	2-0-0	2-0-0	4-0-0	17-12	127-122	40-52	5-15/1-14
2006-07	2-0-0	2-0-0	4-0-0	12-4	138-102	23-49	6-22/1-8
2007-08	1-1-0	0-2-0	1-3-0	8-10	112-117	42-34	5-16/3-20
2008-09	2-0-0	2-0-0	4-0-0	14-5	142-111	39-37	3-15/1-16
2009-10	1-1-0	2-0-0	3-1-0	9-7	113-99	43-47	2-13/1-11
2010-11	0-2-0	2-0-0	2-2-0	9-9	99-116	23-37	0-10/2-8
2011-12	1-1-0	2-0-0	3-1-0	14-9	111-102	30-24	3-12/3-15
2012-13	1-1-0	0-0-1	1-1-1	7-8	82-75	24-22	4-11/2-12
2013-14	0-0-1	1-1-0	1-1-1	9-8	83-77	21-21	1-8/1-8
2014-15	1-1-0	0-1-0	1-2-0	7-12	65-103	43-14	0-5/5-13
2015-16	0-0-1	1-1-0	1-1-1	6-6	78-84	18-18	1-9/2-9
2016-17	0-1-1	0-1-0	0-2-1	6-12	75-108	25-20	2-7/4-11
2017-18	1-0-0	1-0-1	2-0-1	9-7	97-95	20-28	3-13/1-10
2018-19	2-0-0	1-0-0	3-0-0	10-5	77-100	20-20	2-9/0-9
2019-20	0-0-1	2-0-0	2-0-1	14-11	102-118	30-40	4-14/1-9
2020-21				DID NOT PLAY			
2021-22	1-1-0	1-0-0	2-1-0	14-10	103-90	16-12	2-6/0-8
2022-23	0-1-0	2-0-0	2-1-0	10-7	116-68	8-10	2-5/0-4
TOTALS	39-20-8	35-26-7	74-46-15	398-351	4063-3809	1585-1454	87-438/68-473

MONTREAL CANADIENS

BELL CENTRE • MONTREAL, QUE.
(514) 932-2582 • Fax (514) 932-8285
canadiens.com



CANADIENS VS. DEVILS

Executive Vice President	Jeff Gorton
General Manager	Kent Hughes
Assistant General Manager	John Sedgwick
Special Advisor to Hockey Operations	Vincent Lecavlier
Head Coach	Martin St. Louis
Assistant Coaches	Alex Burrows, Trevor Letowski, Stephane Robidas
Goaltending Coach	Eric Raymond

2022-23 LEADERS


Goals	Nick Suzuki, 26	PIM	Arber Xhekaj, 101
Assists	Nick Suzuki, 40	GAA	Sam Montembeault, 3.42
Points	Nick Suzuki, 66	Wins	Sam Montembeault, 16
+/-	M. Matheson/R. Harvey-Pinard, +7	ShO	Jake Allen, 1

OTHER INFORMATION

Leading Scorer vs. NJ	Mats Naslund, 14g-14a-28pts
Leading Scorer vs. Mtl.	Patrik Elias, 26g-26a-52pts
Last Trade	Devils acquired Andrew Hammond for Nate Schnarr (3/21/22)
Stanley Cups	24 (last time 1992-93)
2023-2024 Schedule vs. Mtl	Oct. 24 @ MTL, Jan. 17 @ NJD & Feb. 24 @ NJD



ST. LOUIS



GALLAGHER

INDIVIDUAL SCORING vs. DEVILS

PLAYER	GP	2022-23				PIM	S	GP	CAREER			
		G	A	PTS	+/-				G	A	PTS	PIM
JAKE ALLEN	2	0	0	0	0	0	0	10	0	0	0	4
JOSH ANDERSON	3	0	0	0	0	0	10	16	2	1	3	4
JOEL ARMIA	1	0	0	0	0	0	0	13	5	3	8	6
JUSTIN BARRON	1	1	0	1	2	2	2	2	1	0	0	2
ALEX BELZILE	2	0	0	0	-1	0	1	2	0	0	0	0
COLE CAULFIELD	1	0	0	0	-2	0	1	4	1	2	3	0
KIRBY DACH	1	0	0	0	-2	2	1	5	2	0	2	6
EVGENII DADONOV	22	1	1	2	3	0	4	15	3	8	11	4
JONATHAN DROUIN	2	0	0	0	0	2	1	13	2	3	5	2
CHRISTIAN DVORAK	2	0	2	2	0	2	4	11	1	6	7	2
JOEL EDMUNDSON	2	0	0	0	1	0	3	13	1	0	1	4
JAKE EVANS	1	0	0	0	-1	0	2	4	1	0	1	0
BRENDAN GALLAGHER	1	0	0	0	-2	0	1	24	4	7	11	8
KAIDEN GUHLE	2	0	0	0	-5	0	3	7	0	0	0	0
DENIS GURIANOV	3	1	0	1	0	0	7	2	1	0	1	0
JORDAN HARRIS	2	0	0	0	-2	0	1	2	0	0	0	0
RAFAEL HARVEY-PINARD	2	0	1	1	1	0	2	2	0	1	1	0
MIKE HOFFMAN	3	0	1	1	-1	0	2	22	8	9	17	4
JOHNATHAN KOVACEVIC	1	0	1	1	3	0	2	3	1	0	1	3
MIKE MATHESON	2	1	1	2	3	0	3	25	6	12	18	10
SEAN MONAHAN	1	0	1	1	0	0	0	16	10	10	20	0
SAMUEL MONTEBEAULT	3	0	0	0	0	0	0	3	0	0	0	0
MICHAEL PEZZETA	3	0	0	0	-1	0	3	3	0	0	0	0
REM PITLICK	2	1	1	2	1	0	2	6	3	2	5	2
ANTHONY RICHARD	1	0	0	0	-1	0	3	1	0	0	0	0
DAVID SAVARD	3	0	1	1	-1	0	1	31	0	9	9	21
COREY SCHUENEMAN	1	0	1	1	1	0	0	3	0	2	2	0
JURAJ SLAFKOVSKY	1	0	0	0	-1	0	4	1	3	2	0	0
NICK SUZUKI	3	1	1	2	0	0	2	9	0	2	0	0
CHRIS TIERNEY	1	0	0	0	0	0	1	17	2	4	6	0
CHRIS WIDEMAN	1	0	0	0	-1	0	0	12	1	4	6	0
ARBER XHEKAJ	1	0	0	0	0	2	1	1	0	0	0	0
JESSE YLONEN	2	0	1	1	1	0	1	4	0	2	2	0

Also with career statistics vs. Devils: LIAS ANDERSSON (5-0-0-5), ALEX NEWHOOK (4-0-1-1-0).

GOALTENDING HISTORY vs. DEVILS

GOALTENDER	MIN	2022-23					MIN	CAREER				
		GA	SO	GAA	W	L		GA	SO	GAA	W	L
JAKE ALLEN	114	6	0	3.13	0	2	0	599	2	1.90	8	2
SAM MONTEBEAULT	60	2	0	2.00	1	0	0	184	7	2.27	2	0



ALL-TIME RECORD

	GP	W	L	O/T	OTL	PTS	GF	GA
DEVILS	35	15	13	0	7	37	97	100
at New Jersey	17	5	8	0	4	14	47	50
at Nashville	18	10	5	0	3	23	50	50

2022-23 SUMMARY

	GP	W	L	OT	PTS	GF	GA	SF	SA	PIM	PP	SHG
NEW JERSEY	2	0	1	1	1	7	10	67	65	6	2-7, 28.6%	0
NASHVILLE	2	2	0	0	4	10	7	65	67	14	1-3, 33.3%	0

DATE	GAME#	RES	SCORE	LOCATION	GOALTENDERS	W/D GOAL
12/1/22	24	OTL	3-4	@ DEVILS	VANECEK/Saros	Johansen
1/26/23	48	L	4-6	@ NSH	BLACKWOOD/Saros	Forsberg

INDIVIDUAL SCORING vs. PREDATORS

PLAYER	2022-23							WITH DEVILS				CAREER					
	GP	G	A	PTS	+/-	PIM	S	GP	G	A	PTS	PIM	GP	G	A	PTS	PIM
KEVIN BAHL	1	0	0	0	0	1	1	1	1	0	1	0	1	1	0	1	0
NATHAN BASTIAN	1	0	0	0	0	0	0	3	0	0	0	0	4	0	0	0	0
JESPER BRATT	2	2	0	2	-1	0	3	9	4	3	7	2	9	4	3	7	2
DOUGIE HAMILTON	2	0	3	3	-1	2	7	4	0	3	3	6	26	4	18	22	20
ERIK HAULA	2	0	2	2	0	0	4	2	0	2	2	0	23	3	10	13	4
NICO HISCHIER	2	0	1	1	-5	0	7	9	2	3	5	7	9	2	3	5	7
ALEXANDER HOLTZ	1	1	0	1	0	0	2	1	1	0	1	0	1	1	0	1	0
JACK HUGHES	2	1	3	4	0	0	6	5	1	5	6	0	5	1	5	6	0
JOHN MARINO	1	0	0	0	0	0	1	1	0	0	0	0	5	0	2	2	0
MICHAEL MCLEOD	2	0	0	0	0	0	1	4	0	0	0	0	4	0	0	0	0
DAWSON MERCER	2	1	0	1	-1	0	5	4	1	1	2	2	4	1	1	2	2
ONDREJ PALAT	1	0	1	1	-1	0	5	1	0	1	1	0	22	4	10	14	6
AKIRA SCHMID	-	-	-	-	-	-	-	-	-	-	-	-	-	-	-	-	-
JONAS SIEGENTHALER	2	0	0	0	-2	0	1	4	0	0	0	0	8	0	0	0	0
BRENDAN SMITH	2	0	0	0	0	2	1	2	0	0	0	2	20	2	2	4	20
VITEK VANECEK	1	0	0	0	-	0	0	1	0	0	0	0	1	0	0	0	0

Also with career statistics vs. Predators: CURTIS LAZAR (W/ NJD - - - - /8-2-0-2-2); TIMO MEIER (W/ NJD - - - - /15-4-5-9-14); COLIN MILLER (W/ NJD - - - - /12-1-2-3-8); TOMAS NOSEK (W/ NJD - - - - /12-0-0-0-0); CHRIS TIERNEY (18-0-4-4-8); TYLER TOFFOLI (W/ NJD - - - - /18-2-2-4-18).

GOALTENDING HISTORY vs. PREDATORS

GOALTENDER	2022-23							WITH DEVILS							CAREER						
	MIN	GA	SO	GAA	W	L	OT	MIN	GA	SO	GAA	W	L	OT	MIN	GA	SO	GAA	W	L	OT
VITEK VANECEK	60	4	0	3.96	0	0	1	60	4	0	3.96	0	0	1	60	4	0	3.96	0	0	1

YEAR	HOME W-L-O/T	ROAD W-L-O/T	TOTAL W-L-O/T	GF-GA	SF-SA	PIM	PP/PK
1998-99	0-1-0	1-0-0	1-1-0	6-4	69-51	31-29	3-7/0-8
1999-00	1-0-0	1-0-0	2-0-0	6-2	59-68	18-6	1-3/0-4
2000-01	0-1-0	0-0-0	0-1-0	3-4	36-36	10-8	1-4/0-5
2001-02	0-1-0	1-0-0	1-1-0	7-7	71-54	20-26	1-12/1-10
2002-03	1-0-0	1-0-0	2-0-0	5-3	41-53	14-18	1-9/2-7
2003-04	0-0-0	0-1-0	0-1-0	2-3	40-27	10-10	0-4/1-4
2005-06	0-0-0	1-0-0	1-0-0	4-3	34-32	8-6	2-2/2-3
2006-07	0-0-1	0-0-0	0-0-1	3-4	33-18	10-12	1-6/2-5
2007-08	0-0-0	0-0-0	0-0-0	0-0	0-0	0-0	0-0/0-0
2008-09	0-0-0	1-0-0	1-0-0	3-1	35-34	15-11	1-3/1-5
2009-10	1-0-0	0-0-1	1-0-1	7-5	56-49	14-16	1-7/2-6
2010-11	0-1-0	0-0-0	0-1-0	1-3	16-20	10-6	1-3/2-5
2011-12	0-0-0	1-0-0	1-0-0	3-2	41-31	16-21	1-5/1-3
2012-13	0-0-0	0-0-0	0-0-0	0-0	0-0	0-0	0-0/0-0
2013-14	1-0-0	0-0-1	1-0-1	7-3	49-48	18-14	1-6/0-8
2014-15	1-0-0	0-1-0	1-1-0	4-4	46-72	12-10	2-4/0-5
2015-16	0-1-0	1-0-0	1-1-0	6-7	56-54	8-10	4-5/3-4
2016-17	0-1-0	1-0-0	1-1-0	6-9	50-74	8-12	1-5/1-3
2017-18	0-1-0	1-0-1	1-1-0	3-5	54-63	10-10	0-5/0-5
2018-19	0-0-1	0-0-1	0-0-2	4-5	70-64	12-14	1-7/1-6
2019-20	0-0-1	0-1-0	0-0-1	9-7	65-67	18-14	3-7/1-9
2020-21	DID NOT PLAY						
2021-22	0-1-0	0-1-0	0-2-0	4-7	56-48	17-21	0-5/1-5
2022-23	0-0-1	0-1-0	0-1-1	7-10	67-65	6-14	2-7/1-3
TOTALS	5-8-4	10-5-3	15-13-7	100-104	774-1028	285-288	28-116/22-113

NASHVILLE PREDATORS

BRIDGESTONE ARENA • NASHVILLE, TN
(615) 770-2300 • Fax (615) 770-2309
nashvillepredators.com



General Manager	Barry Trotz
Senior Advisor	David Poile
Assistant General Manager/Director of Scouting	Jeff Kealty
Director of Hockey Operations/Assistant General Manager	Brian Poile
Head Coach	Andrew Brunette
Assistant Coaches	Dan Hinote, Todd Richards, Derek MacKenzie
Goaltending Coach	Ben Vanderklok

2022-23 LEADERS


Goals	Matt Duchene, 22	PIM	Tanner Jeannot, 85
Assists	Roman Josi, 41	GAA	Juuse Saros, 2.69
Points	Roman Josi, 59	Wins	Juuse Saros, 33
+/-	Alexandre Carrier, +12	ShO	Juuse Saros, 2

OTHER INFORMATION

Leading Scorer vs. NJ	R. Josi, 5g-13a-18pts
Leading Scorer vs. Nsh.	Patrik Elias, 6g-13a-19pts
Last Trade	Devils acquire NSH's 2024 7th round draft pick in exchange for a 2023 7th round pick (6/29/23)
Stanley Cups	None
2023-2024 Schedule vs. Nsh.	Feb. 13 @ NSH, Apr. 7 2 NJD



BRUNETTE



JOSI

INDIVIDUAL SCORING vs. DEVILS

PLAYER	GP	2022-23					PIM	S	GP	CAREER			
		G	A	PTS	+/-					G	A	PTS	PIM
ALEXANDRE CARRIER	1	0	0	0	1	0	2	3	1	1	2	2	
MATT DUCHENE	2	1	2	3	3	0	6	22	8	15	23	6	
DANTE FABBRO	2	0	0	0	-2	2	3	6	1	1	2	8	
FILIP FORSBERG	2	1	1	2	1	2	5	14	7	6	13	8	
CODY GLASS	2	1	0	1	0	2	4	3	1	0	1	2	
MIKAEL GRANLUND	2	2	0	2	1	0	4	18	8	7	15	7	
ROMAN JOSI	2	0	2	2	7	0	3	18	5	13	18	2	
JEREMY LAUZON	2	0	0	0	-2	0	4	11	0	0	0	19	
RYAN MCDONAGH	2	0	0	0	4	2	3	41	3	17	20	20	
MICHAEL MCCARRON	0	0	0	0	0	0	0	1	0	0	0	0	
THOMAS NOVAK	1	0	1	1	0	0	1	3	0	1	1	0	
JUUSO PARSSINEN	2	0	2	2	-1	0	1	2	0	2	2	0	
JUUSE SAROS	2	0	0	0	0	0	0	8	0	0	0	0	
COLTON SISSONS	2	1	2	3	2	0	2	11	1	2	3	8	
COLE SMITH	2	1	1	2	1	2	1	2	1	1	2	2	
YAKOV TRENIN	2	0	0	0	0	0	1	6	2	0	2	0	

Also with career statistics vs. Devils: Kevin Lankinen (2GP-1-0-1); Anthony Angello (3-0-0-0-4); Tyson Barrie (18-5-8-13-6); Denis Gurianov (7-1-0-1-0); Gustav Nyquist (26-3-14-17-6); Ryan O'Reilly (23-6-11-17-0); Luke Schenn (38-2-7-9-30).

GOALTENDING HISTORY vs. DEVILS

GOALTENDER	MIN	2022-23					MIN	CAREER					
		GA	SO	GAA	W	L OT		GA	SO	GAA	W	L OT	
JUUSE SAROS	120	7	0	3.49	2	0 0	492	18	0	2.19	7	0 1	



ALL-TIME RECORD

	GP	W	L	O/T	OTL	PTS	GF	GA
DEVILS	264	95	131	22	16	228	739	878
at New Jersey	130	56	53	11	10	133	395	402
at NY Islanders	134	39	78	11	6	95	344	476

2022-23 SUMMARY

	GP	W	L	OT	PTS	GF	GA	SF	SA	PIM	PP	SHG
NEW JERSEY	3	1	2	0	2	9	12	103	85	31	1-8 12.5%	1
NY ISLANDERS	3	2	1	0	4	12	9	85	103	23	1-7 14.3%	1

DATE	GAME#	RES	SCORE	LOCATION	GOALTENDERS	W/D GOAL
10/20/22	4	W	4-1	© NY Islanders	BLACKWOOD/Sorokin	PALAT
12/9/22	27	L	4-6	© DEVILS	VANECEK/SCHMID/Varlamov	Nelson
3/27/23	74	L	1-5	© NY Islanders	VANECEK/Sorokin	Palmieri

INDIVIDUAL SCORING vs. ISLANDERS

PLAYER	2022-23						WITH DEVILS						CAREER					
	GP	G	A	PTS	+/-	PIM	GP	G	A	PTS	PIM	GP	G	A	PTS	PIM	GP	PIM
KEVIN BAHL	2	0	0	0	-1	0	0	0	0	0	0	4	0	0	0	0	0	0
NATHAN BASTIAN	1	0	0	0	0	0	2	11	2	0	2	16	0	1	0	0	0	0
JESPER BRATT	3	0	4	4	1	0	5	19	1	10	11	8	19	1	10	11	8	0
DOUGIE HAMILTON	3	0	2	2	1	0	12	6	1	4	5	2	24	3	15	18	12	0
ERIK HAULA	3	1	0	1	-4	0	13	3	1	0	1	0	15	6	1	7	12	0
NICO HISCHIER	3	2	2	4	3	0	10	18	5	7	12	0	18	5	7	12	0	0
ALEXANDER HOLTZ	1	0	0	0	0	0	4	2	0	0	0	4	2	0	0	0	4	4
JACK HUGHES	3	2	1	3	-3	2	13	14	5	1	6	4	14	5	1	6	4	0
JOHN MARINO	3	0	0	0	-5	2	4	3	0	0	0	2	17	0	5	5	2	0
MICHAEL MCLEOD	3	0	0	0	-1	17	1	13	1	2	3	21	13	1	2	3	21	0
TIMO MEIER	1	0	0	0	-2	0	3	1	0	0	0	0	10	1	3	4	2	0
DAVISON MERCER	3	1	0	1	-1	2	4	1	0	2	4	0	7	2	2	4	0	0
ONDREJ PALAT	2	2	0	2	0	0	6	2	2	0	2	0	25	4	14	18	6	0
AKIRA SCHMID	1	0	0	0	-1	0	0	2	0	0	0	0	2	0	0	0	0	0
JONAS SIEGENTHALER	3	0	2	2	-1	2	2	8	0	3	3	8	16	0	3	3	8	0
BRENDAN SMITH	3	0	0	0	-1	2	0	3	0	0	0	2	26	3	6	9	25	0
VITEK VANECEK	2	0	0	0	-	0	0	2	0	0	0	0	10	0	0	0	0	0

Also with career statistics vs. Islanders: NOLAN FOOTE (W/NJD 2-0-0-0-0); CURTIS LAZAR (W/ NJD - - - - -/21-2-2-4-6); COLIN MILLER (W/ NJD - - - - -/17-2-5-7-12); TOMAS NOSEK (W/ NJD - - - - -/8-1-0-1-2); CHRIS TIERNEY (W/ NJD - - - - -/18-0-3-3-0); TYLER TOFFOLI (W/ NJD - - - - -/17-7-14-0).

GOALTENDING HISTORY vs. ISLANDERS

GOALTENDER	2022-23						WITH DEVILS						CAREER					
	MIN	GA	SO	GAA	W	L	OT	MIN	GA	SO	GAA	W	L	OT	MIN	GA	SO	GAA
AKIRA SCHMID	28	2	0	1.00	0	1	0	84	6	0	4.25	0	2	0	84	6	0	4.25
VITEK VANECEK	81	7	0	5.17	0	1	0	81	7	0	5.17	0	1	0	520	23	2	2.65

YEAR	HOME W-L-O/T	ROAD W-L-O/T	TOTAL W-L-O/T	GF-GA	SF-SA	PIM	PP/PK
1982-83	0-4-0	0-3-0	0-7-0	18-45	210-218	66-90	7-30/6-22
1983-84	0-3-0	0-4-0	0-7-0	14-37	201-202	91-94	2-31/10-25
1984-85	2-1-1	1-1-1	3-2-2	32-27	227-201	92-93	3-28/8-24
1985-86	2-1-0	0-4-0	2-5-0	27-31	239-210	100-98	5-26/6-27
1986-87	2-2-0	0-3-0	2-5-0	26-39	203-272	201-202	9-39/11-35
1987-88	3-0-0	0-4-0	3-4-0	25-26	224-206	161-183	9-38/10-36
1988-89	1-2-1	0-2-1	1-4-2	22-28	227-198	223-249	10-42/11-44
1989-90	3-0-0	1-1-2	4-1-2	30-20	221-208	165-178	4-29/5-30
1990-91	0-2-2	1-2-0	1-4-2	24-23	245-168	227-150	5-25/7-39
1991-92	0-2-1	1-1-2	1-3-3	18-25	239-209	109-113	3-23/2-26
1992-93	1-3-0	1-2-0	2-5-0	23-36	199-189	214-163	4-23/7-37
1993-94	2-0-0	1-2-0	3-2-0	20-16	155-130	155-138	8-22/4-29
1994-95	1-0-1	0-1-1	1-1-2	15-13	136-95	58-77	3-16/3-7
1995-96	3-0-0	1-1-0	4-1-0	19-13	152-143	148-103	7-22/2-22
1996-97	2-0-0	1-2-0	3-2-0	15-13	153-112	95-113	4-19/2-14
1997-98	2-1-0	2-1-0	4-2-0	18-12	201-157	93-77	3-21/3-19
1998-99	0-2-0	3-0-0	3-2-0	17-15	173-111	43-53	4-22/5-16
1999-00	2-1-0	1-1-0	3-2-0	21-12	193-130	78-78	7-24/3-26
2000-01	1-0-1	2-1-0	3-1-2	11-10	171-120	54-62	1-26/2-22
2001-02	2-1-0	1-1-0	3-2-0	15-15	144-116	61-67	3-16/6-18
2002-03	2-0-0	2-0-1	4-0-1	22-7	138-128	38-40	3-14/2-13
2003-04	2-1-0	1-2-0	3-3-0	16-14	181-133	68-58	1-20/4-20
2005-06	1-3-0	1-1-2	2-4-2	15-23	221-242	104-120	6-38/6-35
2006-07	2-1-1	4-0-0	6-1-1	19-14	235-230	83-97	4-32/4-25
2007-08	1-3-0	1-2-1	2-5-1	14-21	266-199	101-103	3-29/6-29
2008-09	3-0-0	1-2-0	4-2-0	17-17	226-177	63-79	7-23/6-21
2009-10	3-0-0	1-2-0	4-2-0	21-13	198-163	82-79	6-20/5-22
2010-11	2-1-0	2-1-0	4-2-0	15-15	175-129	73-108	2-21/2-13
2011-12	2-1-0	2-1-0	4-2-0	13-7	148-148	46-66	4-17/0-17
2012-13	0-1-1	2-1-0	2-2-1	11-14	143-130	75-53	2-16/8-23
2013-14	0-0-2	2-0-1	2-0-3	14-11	140-126	36-85	4-15/1-13
2014-15	0-1-1	0-1-1	0-2-2	5-12	112-122	33-27	1-8/0-12
2015-16	1-1-0	0-2-0	1-3-0	4-9	95-114	56-35	1-12/1-11
2016-17	1-1-0	0-2-0	1-3-0	10-14	117-132	48-34	4-12/3-19
2017-18	2-0-0	1-0-1	3-0-1	14-10	154-127	23-27	2-11/2-10
2018-19	0-0-2	0-2-0	0-2-2	5-12	125-122	30-26	0-12/2-14
2019-20	0-0-2	0-2-0	0-2-2	5-12	125-122	30-26	0-12/2-14
2020-21	1-2-1	1-3-0	2-5-1	14-22	214-239	50-36	2-17/3-24
2021-22	1-1-0	0-2-0	1-3-0	11-11	99-125	62-52	2-12/3-12
2022-23	0-1-0	1-1-0	1-2-0	9-12	103-85	31-23	1-8/1-7
TOTALS	53-42-17	39-62-15	92-104-32	661-708	6789-6027	3530-3539	156-860/172-859

NEW YORK ISLANDERS

UBS ARENA • ELMONT, NY

(516) 460-8950

newyorkislanders.com



ISLANDERS VS. DEVILS

President, General Manager & Alternate Governor Lou Lamoriello
Assistant General Manager Steve Pellegrini, Chris Lamoriello
Head Coach Lame Lambert
Assistant Coaches Doug Houda, John MacLean
Director of Goaltending Mitch Korn

2022-23 LEADERS

Goals Brock Nelson, 36
Assists Mathew Barzal, 39
Points Brock Nelson, 75
+/- Adam Pelech, +15


PIM Scott Mayfield, 83
GAA Ilya Sorokin, 2.34
Wins Ilya Sorokin, 31
ShO Ilya Sorokin, 6

OTHER INFORMATION

Leading Scorer vs. NJ Mike Bossy, 27g-43a-70pts
Leading Scorer vs. NYI Patrik Elias, 33g-53a-86pts
Last Trade Devils obtain 2021 first round pick, A.J Greer, Mason Jobst & 2022 conditional fourth round pick in exchange for Kyle Palmieri & Travis Zajac.
Stanley Cups 4 (last time, 1982-83)
2023-2024 Schedule vs. NYI Oct. 20 @ NYI, Nov. 28 @ NJD, Mar. 24 @ NYI, Apr. 15 @ NJD



LAMBERT



BARZAL

INDIVIDUAL SCORING vs. DEVILS

PLAYER	GP	2022-23					PIM	S	GP	CAREER				
		G	A	PTS	+/-	PIM				G	A	PTS	PIM	
SEBASTIAN AHO	1	0	0	0	0	0	0	1	5	1	2	3	0	
MATHEW BARZAL	2	0	3	3	1	0	0	2	24	5	15	20	10	
SAMUEL BOLDUC	1	0	0	0	0	0	1	1	1	0	0	0	0	
CASEY CIZIKAS	3	1	1	2	4	2	6	43	6	7	13	16	16	
CAL CLUTTERBUCK	3	1	1	2	2	2	2	36	3	1	4	14	14	
NOAH DOBSON	3	0	0	0	1	0	7	16	2	2	4	2	2	
PIERRE ENGVALL	1	1	0	1	3	0	3	8	3	2	5	6	6	
HUDSON FASCHING	1	0	0	0	0	0	0	2	0	0	0	0	0	
SIMON HOLMSTROM	2	0	0	0	-2	0	1	2	0	0	0	0	0	
BO HORVAT	1	1	0	1	0	0	2	16	6	6	12	6	6	
ANDERS LEE	3	2	1	3	-1	4	12	36	14	7	21	23	23	
MATT MARTIN	3	0	1	1	2	2	0	49	4	5	9	35	35	
SCOTT MAYFIELD	3	0	2	2	3	2	2	27	1	8	9	11	11	
BROCK NELSON	3	2	1	3	0	0	13	42	10	9	19	21	21	
JEAN-GABRIEL PAGEAU	3	0	2	2	-1	0	6	31	8	13	21	4	4	
KYLE PALMIERI	2	2	2	4	1	0	9	11	5	7	12	2	2	
ZACH PARISE	3	1	0	1	-1	0	3	18	5	6	11	10	10	
ADAM PELECH	2	0	0	0	1	2	3	24	3	4	7	12	12	
RYAN PULOCK	3	0	0	0	1	4	2	23	0	5	5	8	8	
ALEXANDER ROMANOV	3	0	2	2	2	5	2	6	0	2	2	5	5	
ROBIN SALO	2	0	0	0	-1	0	1	4	0	0	0	2	2	
ILYA SOROKIN	2	0	0	0	-	0	0	9	0	0	0	0	0	
SEMYON VARLAMOV	1	0	0	0	-	0	0	12	0	0	0	2	2	
OLIVER WAHLSTROM	2	1	0	1	-1	0	5	12	3	4	7	7	7	

Also with career statistics vs. Devils: JULIEN GAUTHIER (11-1-3-4-0); ROSS JOHNSTON (11-0-0-0-8); KARSON KUHLMAN (8-0-2-2-2).

GOALTENDING HISTORY vs. DEVILS

GOALTENDER	MIN	2022-23					MIN	GA	SO	CAREER				
		GA	SO	GAA	W	L	OT			GA	SO	GAA	W	L
ILYA SOROKIN	117	4	0	2.05	1	1	0	538	20	0	2.23	6	3	0
SEMYON VARLAMOV	60	4	0	4.00	0	1	0	721	22	0	1.83	8	4	0



ALL-TIME RECORD

	GP	W	L	O/T	OTL	PTS	GF	GA
DEVILS	267	110	118	27	12	259	783	882
at New Jersey	135	70	53	7	5	152	430	416
at NY Rangers	132	40	65	20	7	107	353	466

2022-23 SUMMARY

	GP	W	L	OT	PTS	GF	GA	SF	SA	PIM	PP	SHG
NEW JERSEY	4	3	0	1	7	14	11	141	120	24	2-11, 18.2%	0
NY RANGERS	4	1	2	1	3	11	14	120	141	24	3-11, 27.3%	0

DATE	GAME#	RES	SCORE	LOCATION	GOALTENDERS	W/D GOAL
11/28/22	23	W	5-3	@ NY Rangers	VANECEK/Shesterkin	MCLEOD
12/12/22	28	OTL	3-4	@ NY Rangers	VANECEK/Shesterkin	Chytil
1/7/23	40	Wo	403	@ DEVILS	VANECEK/Shesterkin	SEVERSON
3/30/23	75	Wo	2-1	@ DEVILS	VANECEK/Shesterkin	MEIER

INDIVIDUAL SCORING vs. RANGERS

PLAYER	GP	2022-23					WITH DEVILS					CAREER				
		G	A	PTS	+/-	PIM	S	GP	G	A	PTS	PIM	GP	G	A	PTS
KEVIN BAHL	1	0	0	0	0	0	0	1	0	0	0	0	1	0	0	0
JESPER BRATT	4	1	1	2	0	0	10	19	2	7	9	2	19	2	7	9
DOUGIE HAMILTON	4	0	2	2	1	2	13	8	1	3	4	2	29	4	10	14
ERIK HAULA	4	1	0	1	5	5	7	4	1	0	1	6	16	1	1	2
NICO HISCHIER	4	1	3	4	1	0	13	22	4	12	16	6	22	4	12	16
ALEXANDER HOLTZ	3	0	0	0	-1	0	1	3	0	0	0	0	3	0	0	0
JACK HUGHES	4	4	2	6	2	0	28	16	9	6	15	14	16	9	6	15
JOHN MARINO	3	3	0	0	2	0	2	3	0	0	0	0	15	1	1	2
MICHAEL MCLEOD	4	1	0	1	0	0	11	18	2	2	4	25	18	2	2	4
TIMO MEIER	1	1	0	1	0	0	1	1	1	0	1	2	11	2	6	8
DAWSON MERCER	4	1	3	4	2	2	8	8	2	4	6	2	8	2	4	6
ONDREJ PALAT	2	0	0	0	0	0	2	2	0	0	0	0	22	3	8	11
JONAS SIEGENTHALER	4	0	2	2	0	2	0	12	0	2	2	2	17	0	2	2
BRENDAN SMITH	3	0	0	0	1	0	3	3	0	0	0	0	17	0	0	0

Also with career statistics vs. Rangers: NOLAN FOOTE (W/NJD 1-0-1-1-0); CURTIS LAZAR (W/ NJD - - - - /20-3-1-4-2); COLIN MILLER (W/ NJD- - - - /21-0-7-7-14); TOMAS NOSEK (W/ NJD ----/12-1-1-2-4); CHRIS TIERNEY (W/ NJD - - - - /18-2-4-6-2); TYLER TOFFOLI (W/ NJD- - - - /16-4-4-8-0).

GOALTENDING HISTORY vs. RANGERS

GOALTENDER	2022-23					WITH DEVILS					CAREER				
	MIN	GA	SO	GAA	W L OT	MIN	GA	SO	GAA	W L OT	MIN	GA	SO	GAA	W L OT
VITEK VANECEK	244	11	0	2.70	3 0 1	244	11	0	2.70	3 0 1	660	28	0	2.54	7 3 1

YEAR	HOME W-L-O/T	ROAD W-L-O/T	TOTAL W-L-O/T	GF-GA	SF-SA	PIM	PP/PK
1982-83	2-1-0	1-2-1	3-3-1	21-24	198-211	103-125	6-28/5-24
1983-84	0-3-1	1-2-0	1-5-1	20-29	195-226	110-133	4-36/5-23
1984-85	0-3-0	2-2-0	2-5-0	26-38	240-202	101-139	7-39/4-25
1985-86	1-3-0	1-2-0	2-5-0	19-36	213-215	172-162	6-40/13-40
1986-87	2-1-0	2-2-0	4-3-0	36-33	213-226	172-190	12-43/11-39
1987-88	2-2-0	1-2-0	3-4-0	27-30	219-197	292-251	11-47/7-49
1988-89	2-1-0	2-2-0	4-3-0	32-31	202-247	214-180	5-37/10-51
1989-90	3-1-0	0-2-1	3-3-1	25-25	218-200	244-173	9-27/10-40
1990-91	2-1-0	0-2-2	2-3-2	20-23	219-214	201-185	9-31/12-39
1991-92	2-1-0	1-3-0	3-4-0	21-30	207-216	117-104	1-28/12-36
1992-93	3-1-0	1-1-1	4-2-1	23-24	236-208	148-127	7-41/7-41
1993-94	0-3-0	0-3-0*	0-6-0	9-24	166-188	109-117	1-28/8-29
1994-95	2-0-0	1-1-0	3-1-0	15-9	110-126	113-98	5-18/3-16
1995-96	2-0-0	0-1-2	2-1-2	11-8	174-133	65-83	1-24/4-14
1996-97	1-1-1	0-1-1	1-2-2	8-12	190-131	143-123	2-18/3-12
1997-98	3-0-0	1-0-2	4-0-2	22-14	190-120	130-184	6-30/7-19
1998-99	3-0-0	2-0-0	5-0-0	20-8	144-128	115-100	4-18/4-25
1999-00	2-0-0	1-0-2	3-0-2	15-9	182-136	110-58	3-17/2-23
2000-01	2-1-0	0-0-2	2-1-2	18-12	160-110	156-179	7-27/1-22
2001-02	2-0-0	1-1-1	3-1-1	18-14	167-132	65-69	6-19/7-22
2002-03	1-0-2	1-0-1	2-0-3	14-11	192-117	52-58	2-20/3-17
2003-04	2-1-0	2-0-1	4-1-1	24-10	206-138	65-65	4-20/1-15
2005-06	3-1-0	1-2-1	4-3-1	17-20	215-237	112-132	6-46/6-44
2006-07	3-0-1	2-2-0	5-2-1	21-16	214-236	67-101	5-36/4-20
2007-08	1-2-1	0-2-2	1-4-3	10-19	205-207	80-74	1-27/6-30
2008-09	2-1-0	1-2-0	3-3-0	18-19	197-199	143-111	3-22/5-33
2009-10	1-1-1	2-1-0	3-2-1	17-15	204-183	87-85	2-19/5-20
2010-11	1-2-0	1-2-0	2-4-0	8-16	177-152	63-42	0-14/3-23
2011-12	2-1-0	1-2-0	3-3-0	12-14	146-145	121-109	2-18/1-14
2012-13	1-1-0	0-2-0	1-3-0	6-12	100-90	40-40	2-14/1-19
2013-14	1-2-0#	2-0-0	3-2-0	14-14	114-134	40-30	3-12/2-17
2014-15	0-1-1	0-2-0	0-3-1	7-17	108-125	30-32	4-15/4-14
2015-16	2-0-0	1-1-0	3-1-0	11-7	113-116	30-32	3-8/0-11
2016-17	1-0-1	0-1-1	1-1-2	8-14	117-138	47-43	3-14/3-11
2017-18	2-0-0	1-1-0	3-1-0	14-12	139-121	28-38	5-16/0-14
2018-19	1-1-0	0-2-0	1-3-0	11-15	108-132	56-52	4-12/9-14
2019-20	1-1-0	0-2-0	1-3-0	11-15	108-132	56-52	4-12/9-14
2020-21	0-4-0	2-2-0	2-6-0	7-20	120-244	49-60	2-18/8-23
2021-22	1-1-0	0-1-1	1-2-1	12-13	112-125	40-30	2-9/3-9
2022-23	2-0-0	1-0-1	3-0-1	14-11	141-106	24-24	2-11/3-11
TOTALS	64-43-9	37-54-24	101-97-33	671-733	6769-6787	4135-4021	170-964/200-964

* Includes neutral site loss @ Halifax, N.S.

#Includes home game loss @ Yankee Stadium, Bronx, NY.

NEW YORK RANGERS

MADISON SQUARE GARDEN • NEW YORK, NY
(212) 465-6486 • Fax (212) 465-6494
newyorkrangers.com



General Manager/President/Alternate Governor Chris Drury
Assistant General Manager/GM of Hartford Ryan Martin
Senior Advisor to Owner & Alternate Governor Glen Sather
Head Coach Peter Laviolette
Assistant Coaches Phil Housley, Dan Muse, Michael Peca
Goaltending Coach Benoit Allaire

2022-23 LEADERS

Goals Mika Zibanejad, 39
Assists Artemi Panarin, 63
Points Artemi Panarin, 92
+/- Ryan Lindgren, +29

PIM Jacob Trouba, 63
GAA Igor Shesterkin, 2.48
Wins Igor Shesterkin, 37
ShO I. Shesterkin, 3

OTHER INFORMATION

Leading Scorer vs. NJ Brian Leetch, 19g-45a-64pts
Leading Scorer vs. NYR Patrik Elias, 23g-50a-73pts
Last Trade Devils obtained Michael Grabner for second round pick in the 2018 NHL Draft and the rights to defenseman Yegor Rykov (2/22/18)
Stanley Cups 4 (last time, 1993-94)
2023-2024 Schedule vs. NYR Nov. 18 @ NJD, Feb. 22 @ NJD, Mar. 11 @ NYR, Apr. 3 @ NYR



LAVIOLETTE



ZIBANEJAD

INDIVIDUAL SCORING vs. DEVILS

PLAYER	2022-23							CAREER						
	GP	G	A	PTS	+/-	PIM	S	GP	G	A	PTS	PIM		
FILIP CHYTIL	4	1	2	3	-1	0	12	22	6	7	13	2		
ADAM FOX	4	0	3	3	-3	2	10	20	4	16	20	6		
BARCLAY GOODROW	4	0	1	1	-4	0	0	13	1	2	3	5		
BEN HARPUR	2	0	0	0	-2	0	1	5	0	0	0	6		
ZAC JONES	1	0	0	0	0	0	0	1	0	0	0	0		
KAAPPO KAKKO	4	1	0	1	-1	2	5	16	2	4	6	2		
CHRIS KREIDER	4	3	1	4	0	0	11	46	21	17	38	56		
ALEXIS LAFRENIÈRE	4	0	1	1	-3	2	6	16	3	3	6	2		
RYAN LINDGREN	3	0	0	0	-1	0	5	18	1	5	6	8		
K'ANDRE MILLER	4	0	5	5	0	2	10	15	0	7	7	6		
ARTEMI PANARIN	4	1	1	2	-1	0	13	29	11	25	36	6		
BRADEN SCHNEIDER	4	0	0	0	-2	2	0	6	0	1	1	7		
IGOR SHESTERKIN	4	0	0	0	-	0	0	15	0	0	0	0		
VINCENT TROCHECK	4	2	1	3	0	4	13	23	7	11	18	14		
JACOB TROUBA	4	0	2	2	0	4	10	29	2	10	12	10		
JIMMY VESEY	4	1	1	2	2	2	2	18	5	3	8	13		
MIKA ZIBANEJAD	4	1	3	4	-2	0	9	39	14	24	38			

Also with career statistics vs. Devils: JONATHAN QUICK (13GP-5-6-2); ALEX BELZILE (2-0-0-0-0); NICK BONINO (22-7-8-15-8); ERIK GUSTAFSSON (12-0-5-5-2); CONNOR MACKEY (2-0-1-1-2); RILEY NASH (27-1-3-4-2); TYLER PITLICK (10-0-1-1-6); BLAKE WHEELER (36-9-16-25-20).

GOALTENDING HISTORY vs. DEVILS

GOALTENDER	2022-23						CAREER					
	MIN	GA	SO	GAA	W	L OT	MIN	GA	SO	GAA	W	L OT
IGOR SHESTERKIN	241	13	0	3.23	1	2 1	751	35	2	2.79	7	5 1



ALL-TIME RECORD

	GP	W	L	O/T	OTL	PTS	GF	GA
DEVILS	105	61	32	5	7	134	281	256
at New Jersey	52	32	16	2	2	68	147	120
at Ottawa	53	29	16	3	5	66	134	136

2022-23 SUMMARY

	GP	W	L	OT	PTS	GF	GA	SF	SA	PIM	PP	SHG
NEW JERSEY	3	3	0	0	6	14	7	112	82	33	3-9, 33.3%	1
OTTAWA	3	0	2	1	1	7	14	82	112	23	1-9, 11.1%	0

DATE	GAME#	RES	SCORE	LOCATION	GOALTENDER	W/D GOAL
11/10/22	14	Wo	4-3	@ DEVILS	VANECEK*, SCHMID/Forsberg	HISCCHER
11/19/22	18	Wo	5-1	@Ottawa	SCHMID/Forsberg**, Talbot	BASTIAN
3/25/23	73	W	5-3	@ DEVILS	BLACKWOOD/Ferguson	HAMILTON

*VANECEK replaced by SCHMID in 3rd per.

**Forsberg replaced by Ferguson in 2nd per.

INDIVIDUAL SCORING vs. SENATORS

PLAYER	2022-23						WITH DEVILS				CAREER			
	GP	G	A	PTS	+/-	PIM	GP	G	A	PTS	GP	G	A	PTS
KEVIN BAHL	1	0	0	0	2	0	1	2	0	0	0	2	0	0
NATHAN BASTIAN	2	1	1	2	2	0	3	5	2	1	3	5	2	1
JESPER BRATT	3	1	0	1	2	0	7	14	1	7	8	14	1	7
DOUGIE HAMILTON	3	1	1	2	5	0	6	5	1	1	2	27	6	10
ERIK HAULA	3	1	0	1	0	0	9	3	1	0	1	0	14	6
NICO HISCHIER	3	2	3	5	1	0	13	14	7	9	16	14	7	9
JACK HUGHES	3	1	3	4	2	2	11	7	2	4	6	2	7	2
JOHN MARINO	3	0	2	2	2	4	8	3	0	2	2	8	1	4
MICHAEL MCLEOD	3	1	2	3	2	2	5	6	1	2	3	6	1	2
TIMO MEIER	1	0	0	0	-1	0	5	1	0	0	0	10	2	6
DAWSON MERCER	3	1	0	1	-1	0	3	6	1	0	1	2	6	1
ONDREJ PALAT	1	0	1	1	2	0	3	1	0	1	1	29	4	18
AKIRA SCHMID	2	0	0	0	-	0	0	2	0	0	0	2	0	0
JONAS SIEGENTHALER	3	0	2	2	2	2	3	5	0	3	3	9	0	6
BRENDAN SMITH	3	0	0	0	-2	4	2	3	0	0	0	27	1	5
VITEK VANECEK	1	0	0	0	-	0	0	1	0	0	0	2	0	0

Also with career statistics vs. Senators: NOLAN FOOTE (W/NJD 1-2-0-2-0); CURTIS LAZAR (W/ NJD - - - - /10-1-2-3-4); COLIN MILLER (W/ NJD - - - - /12-1-4-5-5); TOMAS NOSEK (W/ NJD ---- /14-0-1-1-10); CHRIS TIERNEY (W/ NJD - - - - /8-3-1-4-0); TYLER TOFFOLI (W/ NJD - - - - /24-9-7-16-8).

GOALTENDING HISTORY vs. SENATORS

GOALTENDER	2022-23						WITH DEVILS						CAREER					
	MIN	GA	SO	GAA	W	L	OT	MIN	GA	SO	GAA	W	L	OT	MIN	GA	SO	GAA
AKIRA SCHMID	73	1	0	0.81	2	0	0	73	1	0	0.81	2	0	0	73	1	0	0.81
VITEK VANECEK	50	3	0	3.56	0	0	0	50	3	0	3.56	0	0	0	111	5	0	2.68

YEAR	HOME W-L-O/T	ROAD W-L-O/T	TOTAL W-L-O/T	GF-GA	SF-SA	PIM	PP/PK
1992-93	2-0-0	0-1-1	2-1-1	15-12	158-106	57-59	4-17/3-16
1993-94	2-0-0	2-0-0	4-0-0	21-6	128-97	65-55	3-14/2-18
1994-95	1-0-0	2-0-0	3-0-0	10-4	96-64	30-46	1-9/0-7
1995-96	1-1-0	2-0-0	3-1-0	13-9	129-103	70-71	2-13/0-12
1996-97	0-0-2	2-0-0	2-0-2	6-4	110-95	36-30	1-7/0-10
1997-98	1-1-0	1-1-0	2-2-0	7-7	113-82	60-56	1-11/1-12
1998-99	1-1-0	0-2-0	1-3-0	8-14	118-109	56-24	0-12/2-21
1999-00	2-0-0	1-0-1	3-0-1	16-10	127-121	88-66	1-11/0-18
2000-01	1-1-0	0-1-1	1-2-1	10-12	119-105	42-40	3-15/1-16
2001-02	1-1-0	2-0-0	3-1-0	7-4	82-113	45-35	1-8/0-13
2002-03	0-2-0	1-1-0	1-3-0	8-13	97-109	38-46	2-17/1-13
2003-04	1-1-0	2-0-0	3-1-0	5-6	92-92	28-26	0-11/2-12
2005-06	1-1-0	1-1-0	2-2-0	12-14	116-141	71-69	5-24/5-22
2006-07	2-0-0	1-1-0	3-1-0	9-13	115-113	50-36	1-10/1-11
2007-08	1-1-0	1-1-0	2-2-0	9-12	121-128	44-48	2-16/2-14
2008-09	2-0-0	2-0-0	4-0-0	16-7	120-97	54-70	5-19/3-16
2009-10	2-0-0	1-1-0	3-1-0	10-8	92-93	33-59	4-13/0-10
2010-11	1-1-0	0-2-0	1-3-0	6-9	130-91	26-22	3-10/2-12
2011-12	2-0-0	1-0-1	3-0-1	12-9	129-128	47-55	3-14/2-15
2012-13	0-1-0	0-0-1	0-1-2	3-7	98-55	38-54	0-8/0-5
2013-14	1-0-0	0-1-1	1-1-1	8-9	114-80	34-38	2-13/2-10
2014-15	1-1-0	1-0-0	2-1-0	5-5	82-71	16-28	2-13/3-7
2015-16	1-0-0	2-0-0	3-0-0	14-7	73-107	49-32	5-10/2-13
2016-17	0-2-0	0-1-0	0-3-0	2-8	81-89	22-18	1-3/2-5
2017-18	1-0-0	1-1-0	2-1-0	13-13	104-92	31-31	2-11/4-14
2018-19	2-0-0	0-1-0	2-1-0	12-9	102-99	38-26	1-7/2-13
2019-20	0-1-0	2-0-0	2-1-0	9-10	110-86	34-36	3-12/1-6
2020-21				DID NOT PLAY			
2021-22	0-0-1	0-1-1	0-2-1	7-11	98-81	12-10	2-3/2-4
2022-23	2-0-0	1-0-0	3-0-0	14-7	112-82	33-23	3-9/1-9
TOTALS	32-16-4	29-16-8	61-32-12	281-256	3166-2829	1249-1217	62-340/46-351

OTTAWA SENATORS

CANADIAN TIRE CENTRE • OTTAWA, ONT.

(613) 599-0250 • Fax (613) 599-5562

ottawasenators.com



SENATORS VS. DEVILS

General Manager	Pierre Dorion
Assistant General Manager	Ryan Bowness
Director of Hockey Operations	Tim Pattysen
Head Coach	D.J. Smith
Associate Coach	Jack Capuano
Assistant Coaches	Davis Payne, Bob Jones
Goaltending Coach	Zac Bierk

2022-23 LEADERS


Goals	Tim Stutzle, 39	PIM	Brady Tkachuk, 126
Assists	Tim Stutzle, 51	GAA	Cam Talbot, 2.93
Points	Tim Stutzle, 90	Wins	Cam Talbot, 17
+/-	E. Brannstrom, M. Joseph, +5	ShO	Anton Forsberg, 2

OTHER INFORMATION

Leading Scorer vs. NJ	Daniel Alfredsson, 16g-28a-44pts
Leading Scorer vs. Ott.	Patrik Elias, 11g-26a-37pts
Last Trade	Devils obtain future considerations in exchange for Brandon Gormley (3/6/17)
Stanley Cups	None
2023-2024 Schedule vs. Ott.	Dec. 29 @ OTT, Mar. 23 @ NJD, Apr. 6 @ OTT



SMITH



TKACHUK

INDIVIDUAL SCORING vs. DEVILS

PLAYER	GP	2022-23					PIM	S	GP	CAREER			
		G	A	PTS	+/-					G	A	PTS	PIM
DRAKE BATHERSON	3	0	2	2	-1	2	5	6	3	4	7	2	
JACOB BERNARD-DOCKER	2	0	0	0	-1	0	2	2	0	0	0	0	
ERIK BRANNSTROM	3	0	1	1	0	2	1	7	0	2	2	2	
THOMAS CHABOT	2	1	0	1	0	4	2	12	4	6	10	4	
ANTON FORSBERG	2	0	0	0	-	0	0	7	0	0	0	0	
DYLAN GAMBRELL	2	0	0	0	0	2	2	7	0	0	0	4	
CLAUDE GIROUX	3	0	2	2	-2	0	7	66	15	43	58	30	
TRAVIS HAMONIC	3	1	1	2	-1	0	5	39	4	9	13	58	
MATHIEU JOSEPH	2	0	0	0	-3	0	1	9	2	2	4	2	
MARK KASTELIC	2	1	1	2	-1	0	1	4	1	2	3	0	
TYLER MOTTE	2	0	0	0	-1	0	4	3	0	1	1	2	
SHANE PINTO	3	2	0	2	-1	0	8	3	2	0	2	0	
JAKE SANDERSON	3	0	1	1	0	0	5	3	0	1	1	0	
TIM STUTZLE	3	0	2	2	-2	2	6	6	2	4	6	2	
CAM TALBOT	1	0	0	0	-	0	0	10	0	0	0	0	
BRADY TKACHUK	3	1	0	1	-3	7	12	11	2	5	7	18	
ARTEM ZUB	2	0	0	0	-2	0	0	5	0	1	1	2	

Also with career statistics vs. Devils: MAGNUS HELLBERG (1GP-1-0-0); JONAS KORPISALO (7GP-5-2-0); JAKOB CHYCHRUN (7-1-3-4-0); JOSH CURRIE (1-0-0-0-0); JACOB LARSSON (4-0-0-0-6); MATTHEW HIGHMORE (3-0-1-1-2); ZACK MACEWEN (5-0-0-0-5); VLADIMIR TARASENKO (14-5-13-18-2).

GOALTENDING HISTORY vs. DEVILS

GOALTENDER	MIN	2022-23					MIN	GA	CAREER				
		GA	SO	GAA	W	L OT			SO	GAA	W	L OT	
ANTON FORSBERG	87	7	0	4.80	0	1 1	338	18	0	3.19	2	2 1	
CAM TALBOT	34	1	0	1.73	0	0 0	586	22	0	2.25	7	2 0	



ALL-TIME RECORD

DEVILS	GP	W	L	O/T	OTL	PTS	GF	GA
at New Jersey	264	122	116	18	8	270	778	849
at Philadelphia	132	75	45	8	4	162	439	396
	132	47	71	10	4	108	339	453

2022-23 SUMMARY

	GP	W	L	OT	PTS	GF	GA	SF	SA	PIM	PP	SHG
NEW JERSEY	4	2	2	0	4	13	9	140	105	43	2-10, 20%	0
PHILADELPHIA	4	2	2	0	4	9	13	105	140	37	3-13, 23.1%	0

DATE	GAME#	RES	SCORE	LOCATION	GOALTENDERS	W/D GOAL
10/13/22	1	L	2-5	@ Philadelphia	BLACKWOOD/Hart	FROST
12/3/22	25	W	3-2	@ Philadelphia	SCHMID/Hart	HUGHES
12/15/22	30	L	1-2	@ DEVILS	VANECEK/Hart	Konecny
2/25/23	59	W	7-0	@ DEVILS	SCHMID/Ersson	SIEGENTHALER

INDIVIDUAL SCORING vs. FLYERS

PLAYER	GP	2022-23						WITH DEVILS				CAREER					
		G	A	PTS	+/-	PIM	S	GP	G	A	PTS	PIM	GP	G	A	PTS	PIM
KEVIN BAHL	1	0	1	1	2	0	1	5	0	2	2	0	5	0	2	2	0
NATHAN BASTIAN	2	1	0	1	3	2	4	13	2	3	5	0	14	2	3	5	29
JESPER BRATT	4	1	2	3	4	0	13	24	8	11	19	4	24	8	11	19	4
DOUGIE HAMILTON	4	1	1	2	1	4	10	7	2	2	4	4	29	5	12	17	18
ERIK HAULA	4	0	1	1	0	4	5	4	0	1	1	4	18	1	4	5	10
NICO HISCHIER	3	1	1	2	2	0	10	19	6	9	15	2	19	6	9	15	2
ALEXANDER HOLTZ	3	1	0	1	-2	2	6	3	1	0	1	2	3	1	0	1	2
JACK HUGHES	4	3	1	4	1	0	15	17	3	7	10	0	17	3	7	10	0
JOHN MARINO	4	0	1	1	1	2	4	4	0	1	1	2	19	1	4	5	6
MICHAEL MCLEOD	4	0	2	2	3	10	6	16	4	6	10	21	16	4	6	10	21
DAVISON MERCER	4	2	1	3	0	2	10	7	3	2	5	2	7	3	2	5	2
ONDREJ PALAT	2	0	0	0	-3	0	4	2	0	0	0	0	21	4	7	11	0
AKIRA SCHMID	2	0	0	0	-	0	0	3	0	0	0	0	3	0	0	0	0
JONAS SIEGENTHALER	4	1	2	3	3	0	6	8	1	2	3	0	14	1	2	3	2
BRENDAN SMITH	3	0	0	0	0	7	3	3	0	0	0	7	30	3	3	6	44
VITEK VANECEK	1	0	0	0	-	0	0	1	0	0	0	0	4	0	0	0	0

Also with career statistics vs. Flyers: NOLAN FOOTE (W/NJD 2-0-0-0-0); CURTIS LAMAR (W/NJD - - - - -/19-3-6-9-0); TIMO MEIER (W/NJD - - - - -/12-6-3-9-8); COLIN MILLER (W/NJD - - - - -/19-1-1-2-8); TOMAS NOSEK (W/NJD - - - - -/10-2-1-3-2); CHRIS TIERNEY (W/NJD - - - - -/18-3-5-8-4); TYLER TOFFOLI (W/NJD - - - - -/16-5-4-9-0).

GOALTENDING HISTORY vs. FLYERS

GOALTENDER	2022-23					WITH DEVILS					CAREER				
	MIN	GA	SO	GAA	W L OT	MIN	GA	SO	GAA	W L OT	MIN	GA	SO	GAA	W L OT
AKIRA SCHMID	119	2	1	1.00	2 0 0	139	3	1	1.29	2 0 0	139	3	1	1.29	2 0 0
VITEK VANECEK	57	2	0	2.08	0 1 0	57	2	0	2.08	0 1 0	211	11	0	3.13	0 3 0

YEAR	HOME W-L-O/T	ROAD W-L-O/T	TOTAL W-L-O/T	GF-GA	SF-SA	PIM	PP/PK
1982-83	2-2-0	0-3-0	2-5-0	13-25	173-238	126-139	4-24/4-21
1983-84	0-3-0	0-4-0	0-7-0	11-33	169-267	82-91	3-29/6-25
1984-85	1-3-0	1-2-0	2-5-0	18-29	194-214	144-126	7-30/6-33
1985-86	2-1-0	1-3-0	3-4-0	30-33	195-255	164-193	10-37/10-36
1986-87	2-1-1	0-3-0	2-4-1	20-34	229-263	196-273	5-41/7-25
1987-88	3-0-0	2-0-2	5-0-2	29-19	199-187	246-300	12-52/9-49
1988-89	2-2-0	0-3-0	2-5-0	17-33	228-194	219-220	8-56/15-39
1989-90	1-2-0	3-0-1	4-2-1	31-24	231-238	128-114	9-31/7-33
1990-91	3-0-1	1-1-1	4-1-2	25-21	212-202	223-223	8-38/8-37
1991-92	3-0-0	0-2-2	3-2-2	25-22	208-215	174-189	6-31/9-33
1992-93	3-0-0	2-2-0	5-2-0	29-23	223-207	151-167	12-37/5-39
1993-94	3-0-0	1-1-0	4-1-0	23-14	162-164	96-111	7-20/6-27
1994-95	0-2-0	1-1-0	1-3-0	11-14	84-92	52-49	3-13/1-11
1995-96	2-1-0	2-1-0	4-2-0	17-19	183-165	115-128	8-32/2-22
1996-97	1-1-0	1-2-0	2-3-0	15-15	125-144	56-69	5-17/4-16
1997-98	3-0-0	1-0-1	4-0-1	18-8	148-103	96-94	7-29/2-23
1998-99	1-0-1	2-1-0	3-1-1	17-19	119-146	55-43	5-17/5-23
1999-00	3-0-0	1-1-0	4-1-0	16-11	157-120	114-94	4-17/2-21
2000-01	0-0-2	2-1-0	2-1-2	15-11	146-125	147-111	1-13/1-19
2001-02	1-2-0	0-1-1	1-3-1	7-10	156-116	16-16	0-8/1-8
2002-03	1-1-0	2-0-1	3-1-1	11-7	148-118	64-38	0-11/0-14
2003-04	1-1-1	1-2-0	2-3-1	11-14	166-156	62-64	4-24/2-19
2005-06	4-0-0	1-3-0	5-3-0	22-13	216-230	73-91	5-38/3-29
2006-07	4-0-0	3-0-1	7-0-1	29-21	259-234	100-116	9-40/6-36
2007-08	4-0-0	2-2-0	6-2-0	29-19	256-223	148-148	8-45/6-45
2008-09	2-1-0	1-1-1	3-2-1	16-17	190-173	118-135	4-28/8-19
2009-10	1-1-1	0-3-0	1-4-1	13-20	175-162	59-103	5-32/4-17
2010-11	2-1-0	1-2-0	3-3-0	15-15	152-187	42-56	3-16/2-18
2011-12	1-2-0	2-1-0	3-3-0	15-18	169-161	147-113	5-31/3-33
2012-13	3-0-0	1-0-1	4-0-1	17-7	136-122	65-77	2-22/2-17
2013-14	0-1-1	2-0-0	2-1-1	7-5	98-102	38-28	0-14/1-19
2014-15	2-0-0	1-1-0	3-1-0	17-12	83-122	52-46	3-12/4-15
2015-16	0-1-1	2-0-0	2-1-1	12-12	99-111	51-59	6-18/5-13
2016-17	3-0-0	1-1-0	4-1-0	15-6	139-146	117-127	5-25/2-20
2017-18	1-1-0	1-1-0	2-2-0	13-15	116-116	47-57	5-19/5-19
2018-19	1-1-0	1-1-0	2-2-0	11-13	107-108	55-44	2-11/2-15
2019-20	1-1-0	1-1-0	2-2-0	11-13	107-108	55-44	2-11/2-15
2020-21	2-2-0	2-1-1	4-3-1	28-26	216-234	52-54	5-22/5-21
2021-22	2-0-0	0-1-0	2-1-0	9-8	89-80	17-27	1-10/0-5
2022-23	1-1-0	1-1-0	2-2-0	13-9	140-105	43-37	2-10/3-13
TOTALS	71-34-10	47-54-13	118-88-23	690-680	6495-6545	4002-4221	202-1016/117-935

PHILADELPHIA FLYERS

WELLS FARGO CENTER • PHILADELPHIA, PA
(215) 465-4500 • Fax (215) 389-9403
philadelphiaflyers.com



President, Hockey Operations, Alt. Governor Keith Jones
General Manager Daniel Briere
Head Coach John Tortorella
Associate Coach Brad Shaw
Assistant Coaches Rocky Thompson, Darryl Williams

2022-23 LEADERS

Goals Travis Konecny, 31
Assists Kevin Hayes, 36
Points Travis Konecny, 61
+/- N. Cates & 2 others, +3

PIM Nicolas Deslauriers, 136
GAA Carter Hart, 2.94
Wins Carter Hart, 22
ShO Carter Hart, 2

OTHER INFORMATION

Leading Scorer vs. NJ Brian Propp, 28g-34a-62pts
Leading Scorer vs. Phi. Patrik Elias, 37g-47a-84pts
Last Trade Devils obtained Petr Straka for Future Considerations (11/12/16)
Stanley Cups 2 (1973-74, 1974-75)
2023-2024 Schedule vs. Phi. Nov. 30 @ PHI, Dec. 19 @ NJD,
Feb. 17 @ NJD, Apr. 13 @ PHI



TORTORELLA



ATKINSON

INDIVIDUAL SCORING vs. DEVILS

PLAYER	GP	2022-23						CAREER					
		G	A	PTS	+/-	PIM	S	GP	G	A	PTS	PIM	
WADE ALLISON	2	1	0	1	0	0	3	7	1	2	3	2	
NOAH CATES	4	0	3	3	0	0	4	4	0	3	3	0	
NICOLAS DESLAURIERS	4	0	0	0	-2	5	4	20	0	0	0	14	
SAMUEL ERSSON	1	0	0	0	-	0	0	1	0	0	0	0	
JOEL FARABEE	4	0	0	0	-2	5	2	14	7	0	7	16	
MORGAN FROST	4	2	0	2	-2	6	6	7	2	0	2	6	
CARTER HART	3	0	0	0	-	0	0	10	0	0	0	0	
TRAVIS KONECNY	3	4	0	4	0	2	12	30	12	6	18	22	
TANNER LACZYNSKI	1	0	2	2	2	0	1	1	0	2	2	0	
SCOTT LAUGHTON	4	1	0	1	-2	2	11	29	5	4	9	19	
RASMUS RISTOLAINEN	3	0	0	0	-4	2	5	29	3	9	12	12	
TRAVIS SANHEIM	4	0	2	2	2	0	5	23	2	6	8	17	
NICK SEELER	4	0	0	0	-5	7	7	9	1	1	2	13	
OWEN TIPPETT	4	0	0	0	-4	2	7	6	1	1	2	2	
CAM YORK	1	0	0	0	0	0	1	2	0	0	0	0	
EGOR ZAMULA	1	0	0	0	-1	0	0	3	0	0	0	0	

Also with career statistics vs. Devils: CAL PETERSEN (3GP-2-1-0); CAM ATKINSON (29-15-9-24-6); GARNET HATHAWAY (22-2-3-5-15); VICTOR METE (6-0-1-1-0); MARC STAAL (63-3-7-10-22); SEAN WALKER (4-0-0-0-0) .

GOALTENDING HISTORY vs. DEVILS

GOALTENDER	MIN	2022-23					MIN	CAREER				
		GA	SO	GAA	W	L OT		GA	SO	GAA	W	L OT
SAMUEL ERSSON	60	7	0	7.00	0	1 0	60	7	0	7.00	0	1 0
CARTER HART	177	6	0	2.02	2	1 0	594	20	1	2.02	6	4 0



ALL-TIME RECORD

DEVILS	GP	W	L	O/T	OTL	PTS	GF	GA
at New Jersey	257	126	108	17	6	275	825	821
at Pittsburgh	130	67	47	13	3	150	429	331
	127	59	61	4	3	125	396	430

2022-23 SUMMARY

	GP	W	L	OT	PTS	GF	GA	SF	SA	PIM	PP	SHG
NEW JERSEY	4	4	0	0	8	16	6	133	107	40	4-15, 26.7%	2
PITTSBURGH	4	0	3	1	1	6	16	107	133	30	1-20, 5.0%	0

DATE	GAME#	RES	SCORE	LOCATION	GOALTENDERS	W/D GOAL
12/30/22	36	W	4-2	@ Pittsburgh	VANECEK/Jarry	HISCHIER
1/22/23	46	Wo	2-1	@ DEVILS	VANECEK/Jarry	HAMILTON
2/18/23	55	W	5-2	@ Pittsburgh	VANECEK/Tokarski	HISCHIER
4/4/23	78	W	5-1	@ DEVILS	VANECEK/Jarry	MERCER

INDIVIDUAL SCORING vs. PENGUINS

PLAYER	2022-23							WITH DEVILS				CAREER					
	GP	G	A	PTS	+/-	PIM	S	GP	G	A	PTS	PIM	GP	G	A	PTS	PIM
KEVIN BAHL	4	0	0	0	1	6	4	4	0	0	0	6	5	0	0	0	6
NATHAN BASTIAN	2	0	0	0	-1	0	2	9	2	0	2	6	9	2	0	2	6
JESPER BRATT	4	1	2	3	0	0	9	23	6	11	17	0	23	6	11	17	0
DOUGIE HAMILTON	4	4	3	7	1	0	16	7	4	5	9	0	25	4	10	14	6
ERIK HAULA	4	0	1	1	0	4	8	4	0	1	1	4	17	2	4	6	8
NICO HISCHIER	4	3	5	8	5	2	15	20	7	11	18	2	20	7	11	18	2
ALEXANDER HOLTZ	1	0	0	0	0	0	0	1	0	0	0	0	1	0	0	0	0
JACK HUGHES	4	3	4	7	2	0	16	18	8	8	16	2	18	8	8	16	2
JOHN MARINO	2	0	1	1	5	2	2	2	0	1	1	2	2	0	1	1	2
MICHAEL MCLEOD	4	0	2	2	2	0	3	15	0	2	2	8	15	0	2	2	8
TIMO MEIER	1	1	0	1	0	2	2	1	1	0	1	2	11	4	5	9	2
DAWSON MERCER	4	4	3	7	7	0	12	8	5	3	8	0	8	5	3	8	0
ONDREJ PALAT	3	0	1	1	0	0	2	3	0	1	1	0	26	5	12	17	6
JONAS SIEGENTHALER	3	0	1	1	1	2	1	9	0	1	1	6	12	0	1	1	12
BRENDAN SMITH	3	0	1	1	1	2	1	3	0	1	1	2	29	3	3	6	28
VITEK VANECEK	4	0	0	0	-	0	0	4	0	0	0	0	12	0	0	0	0

Also with career statistics vs. Penguins: NOLAN FOOTE (W/NJD 1-1-0-1-0); CURTIS LAZAR (W/ NJD - - - - /-22-0-2-2-6); COLIN MILLER (W/ NJD - - - - /-22-1-7-8-26); TOMAS NOSEK (W/ NJD - - - - /11-1-0-1-4); CHRIS TIERNEY (W/ NJD - - - - /18-0-3-3-6); TYLER TOFFOLI (W/ NJD - - - - /17-3-4-7-10).

GOALTENDING HISTORY vs. PENGUINS

GOALTENDER	2022-23					WITH DEVILS					CAREER				
	MIN	GA	SO	GAA	W L OT	MIN	GA	SO	GAA	W L OT	MIN	GA	SO	GAA	W L OT
VITEK VANECEK	242	6	0	1.49	4 0 0	242	6	0	1.49	4 0 0	671	28	0	2.50	7 1 3

YEAR	HOME W-L-O/T	ROAD W-L-O/T	TOTAL W-L-O/T	GF-GA	SF-SA	PIM	PP/PK
1982-83	1-0-2	2-1-1	3-1-3	26-23	170-208	173-179	8-34/8-32
1983-84	2-2-0	1-2-0	3-4-0	27-28	221-209	111-126	2-33/4-29
1984-85	2-1-0	3-1-0	5-2-0	34-25	250-191	131-113	7-30/3-29
1985-86	1-2-1	1-2-0	2-4-1	22-28	186-204	109-101	5-29/9-40
1986-87	2-1-0	2-2-0	4-3-0	31-34	187-248	162-140	12-28/11-34
1987-88	3-1-0	3-0-0	6-1-0	38-21	211-200	288-247	17-49/8-56
1988-89	1-1-1	0-3-1	1-4-2	24-29	242-206	326-283	7-51/10-54
1989-90	2-1-1	2-1-0	4-2-1	29-22	226-197	170-183	7-33/9-38
1990-91	3-0-0	0-4-0	3-4-0	31-37	241-204	186-188	9-39/8-36
1991-92	3-1-0	2-1-0	5-2-0	31-20	250-167	169-193	8-41/5-30
1992-93	1-3-1	1-3-0	2-6-1	25-33	275-282	212-179	6-49/10-55
1993-94	2-0-0	0-1-1	2-1-1	17-10	121-108	60-96	6-20/3-17
1994-95	0-0-2	0-1-0	0-1-2	8-11	121-78	49-53	2-17/6-12
1995-96	0-1-1	1-1-0	1-2-1	9-11	154-89	48-54	1-19/3-16
1996-97	1-1-0	2-0-0	3-1-0	13-12	121-90	54-75	1-16/3-11
1997-98	1-1-0	1-1-0	2-2-0	10-8	105-103	110-84	0-15/2-16
1998-99	2-1-0	2-0-0	4-1-0	17-13	153-100	43-41	3-15/3-16
1999-00	1-1-0	2-1-0	3-2-0	15-14	161-132	75-60	7-21/3-19
2000-01	0-2-1	1-1-0	1-3-1	21-17	168-116	83-76	3-18/2-10
2001-02	1-1-0	2-1-0	3-2-0	11-15	178-96	34-54	2-18/3-9
2002-03	2-1-0	2-0-0	4-1-0	14-10	182-100	29-39	1-16/1-10
2003-04	2-1-0	3-0-0	5-1-0	17-7	189-119	58-58	3-21/3-21
2005-06	3-0-1	2-2-0	5-2-1	30-27	278-227	98-108	10-48/7-44
2006-07	2-2-0	3-1-0	5-3-0	21-18	232-215	65-89	5-35/2-23
2007-08	1-3-0	3-1-0	4-4-0	17-28	210-220	93-96	7-37/11-34
2008-09	2-1-0	1-2-0	3-3-0	12-16	216-148	81-91	1-26/4-25
2009-10	3-0-0	3-0-0	6-0-0	22-5	165-187	82-86	3-17/0-21
2010-11	2-1-0	0-2-1	2-3-1	8-11	154-167	57-61	2-17/2-20
2011-12	2-1-0	1-2-0	3-3-0	16-18	145-203	90-38	2-16/6-22
2012-13	2-0-0	1-1-0	3-1-0	10-9	99-97	44-46	4-16/3-15
2013-14	2-0-0	0-2-0	2-2-0	8-8	118-92	19-27	0-11/0-7
2014-15	2-0-1	0-2-0	2-2-1	9-12	108-162	48-56	1-14/4-15
2015-16	1-1-0	1-1-0	2-2-0	8-8	104-121	32-36	2-14/2-12
2016-17	0-2-0	0-2-1	0-4-1	14-26	151-188	47-49	4-18/5-17
2017-18	1-0-1	2-0-0	3-0-1	13-10	145-128	30-34	3-9/0-12
2018-19	1-1-0	2-0-0	3-1-0	18-10	142-135	30-39	4-13/2-13
2019-20	1-1-0	0-1-0	1-2-0	5-10	80-113	27-25	2-9/0-10
2020-21	1-3-0	1-3-0	2-6-0	21-33	252-250	37-47	2-20/7-15
2021-22	0-2-0	2-0-0	2-2-0	14-10	125-130	34-34	3-14/1-14
2022-23	2-0-0	2-0-0	4-0-0	16-6	133-107	40-30	4-15/1-20
TOTALS	61-41-13	57-48-6	118-89-19	732-691	6969-6237	3638-3614	176-961/174-923

PITTSBURGH PENGUINS

PPG PAINTS ARENA • PITTSBURGH, PA
(412) 642-1300 • Fax (412) 255-1980
pittsburghpenguins.com



President of Hockey Operations & General Manager Kyle Dubas
Assistant General Manager Jason Spezza
Head Coach Mike Sullivan
Assistant Coaches Ty Hennes, Mike Velluci
Associate Coach Todd Reirden
Goaltending Coach Andy Chioldo

2022-23 LEADERS

Goals Jake Guentzel, 36 **PIM** Evgeni Malkin, 82
Assists Sidney Crosby, 60 **GAA** Tristan Jarry, 2.90
Points Sidney Crosby, 93 **Wins** Tristan Jarry, 24
+/- S. Crosby/P.O. Joseph, +8 **ShO** T. Jarry, 2

OTHER INFORMATION

Leading Scorer vs. NJ Mario Lemieux, 47g-88a-135pts
Leading Scorer vs. Pit. Patrik Elias, 24g-46a-70pts
Last Trade Devils obtained John Marino in exchange for Ty Smith
& a 2023 3rd-round draft pick on July 16, 2022
Stanley Cups 5 (last time, 2016-17)
2023-2024 Schedule vs. Pit. Nov. 16 @ PIT, Mar. 19 @ NJD &
Apr. 2 @ NJD



SULLIVAN



CROSBY

INDIVIDUAL SCORING VS. DEVILS

PLAYER	2022-23						CAREER					
	GP	G	A	PTS	+/-	PIM	S	GP	G	A	PTS	PIM
JEFF CARTER	4	1	0	1	0	6	4	60	15	12	27	34
SIDNEY CROSBY	4	1	0	1	-5	2	12	82	39	49	88	72
MARK FRIEDMAN	3	0	0	0	0	0	0	4	0	0	0	0
JAKE GUENTZEL	4	0	1	1	-4	2	4	28	11	16	27	8
TRISTAN JARRY	3	0	0	0	-	0	0	13	0	1	1	2
PIERRE-OLIVIER JOSEPH	4	0	2	2	-3	0	2	4	0	2	2	0
KRIS LETANG	2	0	1	1	-5	0	6	61	3	24	27	59
EVGENI MALKIN	4	3	0	3	-3	0	8	65	27	34	61	50
DREW O'CONNOR	3	0	0	0	-1	2	5	5	0	0	0	2
MARCUS PETTERSSON	3	0	0	0	2	2	3	21	0	6	6	4
RICKARD RAKELL	4	0	2	2	-6	2	13	15	2	6	8	2
CHAD RUHWEDEL	3	0	0	0	-2	0	1	16	2	4	6	8
BRYAN RUST	4	1	0	1	-4	0	7	33	14	12	26	14
JAN RUTTA	1	0	0	0	-1	0	1	8	2	6	8	8
TY SMITH	1	0	0	0	1	0	4	1	0	0	0	0

Also with career statistics vs. Devils: MAGNUS HELLBERG (1GP-1-0-0); ALEX NEDELJKOVIC (3GP-2-1-0); NOEL ACCIARI (13-2-4-6-2); WILL BUTCHER (2-0-0-0-0); LARS ELLER (48-9-13-22-24); RYAN GRAVES (3-0-0-0-2); VINNIE HINOSTROZA (8-0-1-1-4); ANDREAS JOHNSON (4-1-0-1-0); ERIK KARLSSON (30-6-21-27-22); MATT NIETO (16-2-1-3-8); ALEX NYLANDER (3-0-0-0-2); REM PITLICK (6-3-2-5-2); (REILLY SMITH (20-3-10-13-4) .

GOALTENDING HISTORY vs. DEVILS

GOALTENDER	2022-23						CAREER					
	MIN	GA	SO	GAA	W	L OT	MIN	GA	SO	GAA	W	L OT
TRISTAN JARRY	180	10	0	3.33	0	2 1	753	38	0	3.03	6	5 2



ALL-TIME RECORD

	GP	W	L	O/T	OTL	PTS	GF	GA
DEVILS	47	24	17	2	4	54	131	121
at New Jersey	25	13	9	1	2	29	73	60
at San Jose	22	11	8	1	2	25	58	61

2022-23 SUMMARY

	GP	W	L	OT	PTS	GF	GA	SF	SA	PIM	PP	SHG
NEW JERSEY	2	2	0	0	4	5	4	77	54	12	1-4, 25%	0
SAN JOSE	2	0	1	1	1	4	5	54	77	10	1-5, 20%	0

DATE	GAME#	RES	SCORE	LOCATION	GOALTENDERS	W/D GOAL
10/22/22	5	W	2-1	@ DEVILS	BLACKWOOD/Kahkonen	MERCER
1/16/23	44	Wso	4-3	@ San Jose	VANECEK/Reimer	TATAR

INDIVIDUAL SCORING vs. SHARKS

PLAYER	2022-23						WITH DEVILS						CAREER					
	GP	G	A	PTS	+/-	PIM	S	GP	G	A	PTS	PIM	GP	G	A	PTS	PIM	
KEVIN BAHL	1	0	0	0	0	0	3	1	0	0	0	0	1	0	0	0	0	
NATHAN BASTIAN	1	0	0	0	-1	0	2	2	0	0	0	0	2	0	0	0	0	
JESPER BRATT	2	0	3	3	2	0	6	9	2	3	5	4	9	2	3	5	4	
NOLAN FOOTE	1	0	0	0	0	0	0	1	0	0	0	0	1	0	0	0	0	
DOUGIE HAMILTON	2	0	1	1	1	2	7	3	0	1	1	2	25	3	8	11	18	
ERIK HAULA	2	0	0	0	0	0	7	2	0	0	0	0	19	2	3	5	8	
NICO HISCHIER	2	1	2	3	1	0	5	10	1	5	6	0	10	1	5	6	0	
JACK HUGHES	2	1	0	1	1	2	11	5	1	0	1	2	5	1	0	1	2	
JOHN MARINO	1	0	0	0	0	0	1	1	0	0	0	0	4	0	1	1	0	
MIKE McLEOD	2	0	0	0	-1	0	4	5	0	1	1	0	5	0	1	1	0	
DAWSON MERCER	2	1	0	1	2	0	7	4	1	0	1	0	4	1	0	1	0	
ONDREJ PALAT	2	0	1	1	2	0	3	2	1	1	1	0	16	2	6	8	6	
JONAS SIEGENTHALER	2	0	0	0	-1	0	2	4	0	0	0	0	7	0	0	0	0	
BRENDAN SMITH	2	0	0	0	0	2	1	2	0	0	0	2	20	1	3	4	14	
Vitek Vanecek	1	0	0	0	-	0	0	1	0	0	0	0	1	0	0	0	0	

Also with career statistics vs. Sharks: NOLAN FOOTE (W/NJD 1-0-0-0-0); CURTIS LAZAR (W/ NJD - - - - /11-1-2-3-0); COLIN MILLER (W/ NJD- - - - /16-1-5-6-14); TOMAS NOSEK (W/ NJD ----/18-3-3-6-4); CHRIS TIERNEY (W/ NJD - - - - /8-1-2-3-2); TYLER TOFFOLI (W/ NJD- - - - /36-13-7-20-6).

GOALTENDING HISTORY vs. SHARKS

GOALTENDER	2022-23							WITH DEVILS							CAREER						
	MIN	GA	SO	GAA	W	L	OT	MIN	GA	SO	GAA	W	L	OT	MIN	GA	SO	GAA	W	L	OT
VITEK VANECEK	64	3	0	2.81	1	0	0	64	3	0	2.81	1	0	0	64	3	0	2.81	1	0	0

YEAR	HOME W-L-O/T	ROAD W-L-O/T	TOTAL W-L-O/T	GF-GA	SF-SA	PIM	PP/PK
1991-92	2-0-0	0-1-0	2-1-0	15-6	109-81	87-96	4-16/2-15
1992-93	1-0-0	1-0-0	2-0-0	11-1	89-59	36-46	4-10/0-5
1993-94	0-1-0	1-0-0	1-1-0	4-5	47-41	21-21	1-3/1-3
1994-95	0-0-0	0-0-0	0-0-0	0-0	0-0	0-0	0-0/0-0
1995-96	0-1-0	0-0-1	0-1-1	4-5	70-42	53-49	1-9/0-11
1996-97	1-0-0	1-0-0	2-0-0	6-2	65-48	12-28	2-9/0-4
1997-98	0-1-0	1-0-0	1-1-0	7-6	45-38	76-84	4-15/3-11
1998-99	0-0-1	0-1-0	0-1-1	4-6	67-47	12-10	2-5/2-6
1999-00	1-0-0	0-1-0	1-1-0	6-5	76-41	44-62	0-7/0-6
2000-01	0-1-0	1-0-0	1-1-0	5-5	44-41	35-24	1-8/2-8
2001-02	1-0-0	0-0-0	1-0-0	6-1	37-25	17-21	2-6/0-4
2002-03	0-0-0	1-0-0	1-0-0	5-4	36-36	17-9	0-1/1-5
2003-04	1-0-0	0-0-0	1-0-0	3-2	32-15	2-6	0-3/0-1
2005-06	0-0-0	0-0-0	0-0-0	0-0	0-0	0-0	0-0/0-0
2006-07	0-0-0	0-1-0	0-1-0	0-2	24-27	4-6	0-3/0-2
2007-08	1-0-0	0-0-0	1-0-0	3-2	20-32	8-2	0-1/1-4
2008-09	1-0-0	0-0-0	1-0-0	6-5	29-32	10-16	3-8/2-5
2009-10	0-0-0	1-0-0	1-0-0	4-3	25-20	2-6	1-3/1-1
2010-11	1-0-0	0-1-0	1-1-0	4-6	52-71	42-30	2-9/1-5
2011-12	0-0-1	0-0-0	0-0-1	3-4	19-41	15-13	1-4/0-5
2012-13	0-0-0	0-0-0	0-0-0	0-0	0-0	0-0	0-0/0-0
2013-14	0-1-0	0-1-0	0-2-0	3-6	42-52	8-10	1-5/0-4
2014-15	0-1-0	1-0-0	1-1-0	7-6	71-68	21-17	1-6/2-8
2015-16	0-0-1	1-0-0	1-0-1	4-2	48-64	10-16	1-7/0-4
2016-17	0-1-0	0-1-0	0-2-0	1-8	48-79	27-15	0-5/1-11
2017-18	0-1-0	0-1-0	0-2-0	2-9	56-58	14-18	2-9/2-6
2018-19	1-0-0	0-1-0	1-1-0	5-7	60-73	10-20	1-10/1-5
2019-20	1-0-0	0-0-1	1-0-1	4-4	48-67	19-27	1-10/0-6
2020-21				DID NOT PLAY			
2021-22	0-1-0	1-0-0	1-1-0	4-7	62-58	12-10	0-5/2-6
2022-23	1-0-0	1-0-0	2-0-0	5-4	77-54	12-10	1-4/1-5
TOTALS	13-9-3	11-8-3	24-17-6	131-121	1398-1310	624-672	34-181/25-157

SAN JOSE SHARKS

SAP CENTER AT SAN JOSE • SAN JOSE, CA
(408) 287-7070 • Fax (408) 999-5797
sjsharks.com



SHARKS VS. DEVILS

General ManagerMike Grier
Assistant General ManagerJoe Will, Tom Holy
Head CoachDavid Quinn
Assistant CoachesScott Gordon, Brian Wiseman & Ryan Warofsky
Director of GoaltendingEvgeni Nabokov

2022-23 LEADERS

GoalsTimo Meier, 31
AssistsErik Karlsson, 76
PointsErik Karlsson, 101
+/-Jaycob Megna, +6


PIMJonah Gadjovich, 57
GAAJames Reimer, 3.48
WinsJames Reimer, 12
ShOJames Reimer, 3

OTHER INFORMATION

Leading Scorer vs. NJPatrick Marleau, 11g-9a-20pts
Leading Scorer vs. SJPatrik Elias, 10g-10a-20pts
Last TradeNJD acquired Timo Meier, Timur Ibragimov, defenseman Scott Harrington, Santeri Hatakka, goaltender Zachary Emond and a fifth-round pick (originally COL selection) in the 2024 NHL Draft via trade with the SJS in exchange for NJD first-round pick in the 2023 NHL Draft (conditional), defenseman Shakir Mukhamadullin and Nikita Okhotiuk, forwards Andreas Johnsson and Fabian Zetterlund, a conditional second-round selection in the 2024 NHL Draft and a seventh-round selection in 2024
Stanley CupsNone
2023-2024 Schedule vs. SJDec. 1 @ NJD & Feb. 27 @ SJS



QUINN



COUTURE

INDIVIDUAL SCORING vs. DEVILS

PLAYER	GP	2022-23							CAREER				
		G	A	PTS	+/-	PIM	S		GP	G	A	PTS	PIM
ALEXANDER BARABANOV	2	0	0	0	-2	0	0		4	0	2	2	0
MATT BENNING	2	0	1	1	2	2	3		12	2	4	6	4
LOGAN COUTURE	2	0	0	0	-1	0	3		19	5	5	10	8
MICHAEL EYSSIMONT	1	0	2	2	0	2	3		3	0	2	2	2
MARIO FERRARO	2	0	0	0	0	0	3		6	1	1	2	2
TOMAS HERTL	2	0	1	1	-2	2	4		14	2	6	8	6
KAAPO KAHKONEN	1	0	0	0	-	0	0		1	0	0	0	0
LUKE KUNIN	1	0	0	0	0	0	1		7	1	1	2	0
KEVIN LABANC	1	1	0	1	1	0	2		9	1	4	5	4
OSKAR LINDBLOM	2	0	1	1	1	0	1		19	3	5	8	6
RADIM SIMEK	1	0	0	0	0	0	1		5	1	1	2	2
NICO STURM	2	0	0	0	2	0	5		5	1	0	1	2
EVGENY SVECHNIKOV	1	0	0	0	0	2	1		3	0	0	0	2
MARC-EDOUARD VLASIC	2	0	0	0	-1	0	0		23	0	3	3	6

Also with career statistics vs. Devils: ANTHONY DUCLAIR (16-2-5-7-0); MIKEAL GRANLUND (18-8-7-15-7); MIKE HOFFMAN (22-8-9-17-4); JACOB MACDONALD (1-0-0-0-0); JACOB PETERSON (2-1-0-1-0); JAN RUTTA (8-2-6-8-8); FILIP ZADINA (1-0-0-0-0).

GOALTENDING HISTORY vs. DEVILS

GOALTENDER	MIN	2022-23						MIN	CAREER					
		GA	SO	GAA	W	L	OT		GA	SO	GAA	W	L	OT
KAAPO KAHKONEN	56	2	0	2.12	0	1	0	56	2	0	2.12	0	1	0



at Seattle

ALL-TIME RECORD

	GP	W	L	O/T	OTL	PTS	GF	GA
DEVILS	4	2	0	0	2	6	13	12
at New Jersey	2	2	0	0	0	4	7	3
	2	0	0	0	2	2	6	8

2022-23 SUMMARY

	GP	W	L	OT	PTS	GF	GA	SF	SA	PIM	PP	SHG
NEW JERSEY	2	1	0	1	3	6	5	57	74	12	2-5, 40%	1
SAN JOSE	2	1	1	0	2	5	6	74	57	14	0-4, 0%	0

DATE	GAME#	RES	SCORE	LOCATION	GOALTENDERS	W/D GOAL
1/19/23	45	Lot	4-3	@ Seattle	BLACKWOOD/Jones	Burakovsky
2/9/23	51	W	3-1	@ DEVILS	BLACKWOOD/Grubauer	HAMILTON

INDIVIDUAL SCORING vs. GOLDEN KNIGHTS

PLAYER	2022-23							WITH DEVILS					CAREER				
	GP	G	A	PTS	+/-	PIM	S	GP	G	A	PTS	PIM	GP	G	A	PTS	PIM
KEVIN BAHL	1	0	0	0	-1	2	0	2	0	0	0	4	2	0	0	0	4
NATHAN BASTIAN	2	0	0	0	0	2	5	3	0	1	1	2	3	0	1	1	2
JESPER BRATT	2	0	2	2	0	0	2	4	1	2	3	0	4	1	2	3	0
DOUGIE HAMILTON	2	2	0	2	-2	4	6	4	2	0	2	4	4	2	0	2	4
ERIK HAULA	2	1	1	2	1	2	5	2	1	1	2	2	3	1	2	3	2
NICO HISCHIER	2	1	1	2	3	0	2	4	1	2	3	0	4	1	2	3	0
ALEXANDER HOLTZ	1	0	0	0	0	0	1	1	0	0	0	0	1	0	0	0	0
JACK HUGHES	1	0	1	1	-2	0	5	2	0	2	2	0	2	0	2	2	0
JOHN MARINO	1	1	0	1	0	0	2	1	1	0	1	0	3	1	1	2	0
MICHAEL MCLEOD	2	0	0	0	-1	0	0	4	0	3	3	7	4	0	3	3	7
DAWSON MERCER	2	0	1	1	0	0	1	4	1	1	2	0	4	1	1	2	0
ONDREJ PALAT	2	0	3	3	3	0	2	2	0	3	3	0	4	0	5	5	2
JONAS SIEGENTHALER	2	0	0	0	1	0	4	3	0	0	0	5	3	0	0	0	5
BRENDAN SMITH	1	0	1	1	1	2	2	1	0	1	1	2	2	1	1	2	4

Also with career statistics vs. Golden Knights: VITEK VANECEK (2GP-1-1-0); CURTIS LAZAR (W/ NJD - - - - /4-0-1-1-2); TIMO MEIER (W/NJD- - - - /5-4-0-4-0); COLIN MILLER (W/ NJD- - - - /5-0-0-0-0); TOMAS NOSEK (W/ NJD - - - - /3-0-1-1-4); CHRIS TIERNEY (W/ NJD - - - - /2-1-0-1-0); TYLER TOFFOLI (W/ NJD- - - - /7-4-2-6-4).

GOALTENDING HISTORY vs. GOLDEN KNIGHTS

GOALTENDER	2022-23							WITH DEVILS							CAREER						
	MIN	GA	SO	GAA	W	L	OT	MIN	GA	SO	GAA	W	L	OT	MIN	GA	SO	GAA	W	L	OT
MACKENZIE BLACKWOOD	119	5	0	2.51	1	0	1	119	5	0	2.51	1	0	1	119	5	0	2.51	1	0	1
AKIRA SCHMID	-	-	-	-	-	-	-	-	-	-	-	-	-	-	-	-	-	-	-	-	-
VITEK VANECEK	-	-	-	-	-	-	-	-	-	-	-	-	-	-	117	6	0	3.06	1	1	0

	HOME	ROAD	TOTAL				
YEAR	W-L-O/T	W-L-O/T	W-L-O/T	GF-GA	SF-SA	PIM	PP/PK
2020-21				DID NOT PLAY			
2021-22	1-0-0	0-0-1	1-0-1	7-5	59-55	41-47	0-6/2-8
2022-23	1-0-0	0-0-1	1-0-1	6-5	59-55	12-14	2-5/0-4
TOTALS	2-0-0	0-0-2	2-0-2	13-12	116-129	53-61	2-11/2-12

SEATTLE KRAKEN

CLIMATE PLEDGE ARENA • SEATTLE, WA

(844) 645-7825

nhl.com/Kraken



KRAKEN VS. DEVILS

General Manager	Ron Francis
Assistant General Managers	Ricky Olczyk, Jason Botterill
Vice President, Assistant General Manager	Alexandra Mandrycky
Head Coach	Dave Hakstol
Assistant Coaches	Dave Lowry, Jay Leach, Paul McFarland
Goaltending Coach	Steve Briere

2022-23 LEADERS

Goals	Jared McCann, 40	PIM	Yani Gourde, 76
Assists	Vince Dunn, 50	GAA	Philipp Grubauer, 2.85
Points	Jared McCann, 70	Wins	Martin Jones, 27
+/-	Vince Dunn, +28	ShO	Martin Jones, 3

OTHER INFORMATION

Leading Scorer vs. NJ	J. McCann, 1g-3a-4pts, V. Dunn, 0g-4a-4pts
Leading Scorer vs. Sea.	N. Hirschier & 4 others, 1g-2a-3pts
Last Trade	None
Stanley Cups	None
2023-2024 Schedule vs. Sea.	Dec. 7 @ SEA & Feb. 12 @ NJD



HAKSTOL



EBERLE

INDIVIDUAL SCORING vs. DEVILS

PLAYER	GP	2022-23					PIM	S	CAREER				
		G	A	PTS	+/-				GP	G	A	PTS	PIM
MATTY BENIERS	2	0	0	0	-1	0	4	3	1	0	1	0	0
OLIVER BJORKSTRAND	2	0	0	0	-1	0	5	21	12	5	17	0	0
WILL BORGÉN	2	0	1	1	1	4	2	4	1	1	2	4	4
ANDRE BURAKOVSKY	1	1	0	1	0	0	3	20	9	2	11	19	19
VINCE DUNN	2	0	2	2	-1	0	5	9	2	4	6	4	4
JORDAN EBERLE	2	0	0	0	-2	0	6	30	10	9	19	4	4
CALE FLEURY	1	0	1	1	1	0	1	2	1	1	2	0	0
YANNI GOURDE	2	0	1	1	0	4	2	12	1	8	9	13	13
PHILIPP GRUBAUER	1	0	0	0	-	0	0	6	0	0	0	0	0
ADAM LARSSON	2	1	0	1	0	0	7	10	1	3	4	8	8
JARED MCCANN	2	0	1	1	1	0	5	24	6	10	16	2	2
JAMIE OLEKSIAK	2	0	0	0	1	0	3	14	1	3	4	8	8
JUSTIN SCHULTZ	1	0	0	0	-1	0	1	30	2	11	13	6	6
JADEN SCHWARTZ	1	0	0	0	0	0	2	13	6	5	11	0	0
BRANDON TANEV	2	1	0	1	0	0	4	13	1	2	3	5	5
EELI TOLVANEN	2	0	0	0	-1	2	5	4	1	0	1	4	4
ALEX WENNBERG	2	0	1	1	2	0	2	25	2	7	9	2	2

Also with career statistics vs. Devils: JOEY DACCORD (1GP-0-1-0); PIERRE-EDOUARD BELLEMARE (23-3-4-7-10); CONNOR CARRICK (8-0-0-0-8); BRIAN DUMOULIN (36-3-9-12-10); JOHN HAYDEN (5-0-0-0-15); MAX MCCORMICK (6-0-1-1-10); MARIAN STUDENIC (1-0-0-0-2); KAILER YAMAMOTO (4-2-1-3-0).

GOALTENDING HISTORY vs. DEVILS

GOALTENDER	MIN	2022-23					MIN	CAREER				
		GA	SO	GAA	W	L OT		GA	SO	GAA	W	L OT
PHILIPP GRUBAUER	59	2	0	2.02	0	1 0	364	12	1	1.98	5	1 0
JOEY DACCORD	-	-	-	-	-	-	58	3	0	3.08	0	1 0



ALL-TIME RECORD

DEVILS	GP	W	L	O/T	OTL	PTS	GF	GA
at New Jersey	116	40	58	14	4	98	347	397
at St. Louis	58	25	34	7	2	59	172	158
	58	15	34	7	2	39	175	239

2022-23 SUMMARY

	GP	W	L	OT	PTS	GF	GA	SF	SA	PIM	PP	SHG
NEW JERSEY	2	0	2	0	0	0	5	9	75	54	12	1-5, 20%
ST. LOUIS	2	2	0	0	0	4	9	6	54	75	12	2-5, 40%

DATE	GAME#	RES	SCORE	LOCATION	GOALTENDERS	W/D GOAL
1/5/23	39	L	5-3	@ DEVILS	SCHMID/Binnington	Acciari
2/16/23	54	L	4-2	@ St.Louis	BLACKWOOD/Binnington	Kyrour

INDIVIDUAL SCORING vs. BLUES

PLAYER	2022-23							WITH DEVILS				CAREER					
	GP	G	A	PTS	+/-	PIM	S	GP	G	A	PTS	PIM	GP	G	A	PTS	PIM
KEVIN BAHL	2	0	0	0	0	0	0	2	0	0	0	0	2	0	0	0	0
NATHAN BASTIAN	1	0	0	0	0	0	1	3	0	0	0	0	3	0	0	0	0
JESPER BRATT	2	0	1	1	-2	2	2	8	1	3	4	2	8	1	3	4	2
DOUGIE HAMILTON	2	0	1	1	-4	4	10	3	1	1	2	4	18	2	6	8	12
ERIK HAULA	2	1	1	2	-1	0	7	2	1	1	2	0	26	7	8	15	8
NICO HISCHIER	2	1	0	1	-1	2	11	10	4	3	7	4	10	4	3	7	4
ALEXANDER HOLTZ	1	0	0	0	-3	0	2	1	0	0	0	0	1	0	0	0	0
JACK HUGHES	1	2	0	2	0	0	9	4	2	2	4	0	4	2	2	4	0
JOHN MARINO	1	0	0	0	0	0	0	1	0	0	0	0	5	0	2	2	0
MICHAEL MCLEOD	2	0	0	0	-3	2	3	6	1	0	1	4	6	1	0	1	4
DAWSON MERCER	2	1	0	1	1	0	3	4	2	0	2	4	4	2	0	2	4
ONDREJ PALAT	2	0	0	0	0	0	5	2	0	0	0	0	17	1	1	2	6
AKIRA SCHMID	1	0	0	0	-	0	0	1	0	0	0	0	1	0	0	0	0
JONAS SIEGENTHALER	2	0	0	0	-3	0	0	4	0	1	1	2	5	0	1	1	4
BRENDAN SMITH	1	0	0	0	1	0	1	1	0	0	0	0	15	1	1	2	16

Also with career statistics vs. Blues: VITEK VANECEK (1GP-0-1-0); CURTIS LAZAR (W/ NJD - - - - /4-0-1-1-2);TIMO MEIER (W/ NJD- - - - /19-6-5-11-8); COLIN MILLER (W/ NJD- - - - /5-0-0-0-0); TOMAS NOSEK (W/ NJD - - - - /3-0-1-1-4); CHRIS TIERNEY (W/ NJD - - - - /2-1-0-1-0); TYLER TOFFOLI (W/ NJD- - - - /7-4-2-6-4).

GOALTENDING HISTORY vs. BLUES

GOALTENDER	2022-23							WITH DEVILS							CAREER						
	MIN	GA	SO	GAA	W	L	OT	MIN	GA	SO	GAA	W	L	OT	MIN	GA	SO	GAA	W	L	OT
AKIRA SCHMID	57	4	0	4.14	0	1	0	57	4	0	4.14	0	1	0	57	4	0	4.14	0	1	0

YEAR	HOME W-L-O/T	ROAD W-L-O/T	TOTAL W-L-O/T	GF-GA	SF-SA	PIM	PP/PK
1982-83	0-0-1	0-2-0	0-2-1	6-15	63-96	60-62	0-11/3-10
1983-84	0-2-0	0-1-0	0-3-0	12-15	82-82	63-49	4-12/3-14
1984-85	0-0-1	0-2-0	0-2-1	11-20	91-96	38-51	1-15/4-10
1985-86	1-1-0	0-1-0	1-2-0	6-7	103-86	24-34	2-15/1-10
1986-87	0-1-0	2-0-0	2-1-0	13-11	74-109	60-53	1-8/2-10
1987-88	2-0-0	1-0-0	3-0-0	17-7	80-61	48-50	3-12/2-16
1988-89	1-0-0	1-1-0	2-1-0	10-11	73-83	51-39	3-10/4-18
1989-90	2-0-0	0-1-0	2-1-0	5-10	81-78	71-70	1-11/2-11
1990-91	0-1-0	1-1-0	1-2-0	11-11	99-86	76-70	5-11/1-13
1991-92	2-0-0	0-1-0	2-1-0	12-9	110-73	95-104	2-14/2-21
1992-93	1-0-0	0-0-1	1-0-1	6-5	73-63	40-38	1-11/3-12
1993-94	1-0-0	0-0-1	1-0-1	11-7	76-62	44-38	2-6/4-9
1994-95	0-0-0	0-0-0	0-0-0	0-0	0-0	0-0	0-0/0-0
1995-96	1-0-0	0-0-1	1-0-1	8-6	52-64	26-26	1-6/2-6
1996-97	0-1-0	1-0-0	1-1-0	5-5	53-53	6-10	0-4/0-2
1997-98	0-1-0	0-0-1	0-1-1	5-7	46-51	37-39	1-8/2-7
1998-99	1-0-0	1-0-0	2-0-0	6-2	47-61	16-20	2-7/1-5
1999-00	1-0-0	0-1-0	1-1-0	3-4	50-54	18-20	0-9/1-8
2000-01	0-0-0	0-1-0	0-1-0	3-4	31-25	10-4	1-1/1-4
2001-02	1-0-0	0-0-0	1-0-0	2-1	24-28	4-6	0-3/0-2
2002-03	1-0-0	1-0-0	2-0-0	7-4	61-46	6-10	0-5/0-3
2003-04	0-0-0	1-0-0	1-0-0	4-1	25-31	14-18	0-4/0-2
2005-06	0-0-0	1-0-0	1-0-0	5-3	20-29	14-24	1-2/1-2
2006-07	0-1-0	0-0-0	0-1-0	2-3	26-23	9-11	0-3/0-2
2007-08	0-0-0	0-0-0	0-0-0	0-0	0-0	0-0	0-0/0-0
2008-09	0-0-0	1-0-0	1-0-0	4-3	26-31	2-6	0-3/0-1
2009-10	0-1-0	0-0-0	0-1-0	0-1	29-20	11-13	0-3/0-2
2010-11	0-0-0	0-1-0	0-1-0	2-3	37-27	8-6	0-3/1-4
2011-12	0-0-1	0-0-0	0-0-1	3-4	27-26	15-6	1-3/0-1
2012-13	0-0-0	0-0-0	0-0-0	0-0	0-0	0-0	0-0/0-0
2013-14	1-0-0	0-1-0	1-1-0	7-4	46-52	31-43	3-8/1-7
2014-15	0-1-0	0-1-0	0-2-0	3-5	53-52	12-12	0-6/3-6
2015-16	0-1-0	0-1-0	0-2-0	2-7	48-65	36-27	0-4/2-8
2016-17	0-1-0	0-1-0	0-2-0	3-9	47-63	16-12	0-5/2-7
2017-18	0-1-0	0-0-1	0-1-1	3-6	48-69	18-12	1-5/1-9
2018-19	1-0-0	0-1-0	0-2-0	5-11	50-66	18-12	2-5/3-0
2019-20	0-1-0	0-1-0	1-1-0	4-5	49-72	16-12	0-5/1-7
2020-21				DID NOT PLAY			
2021-22	1-0-0	1-0-0	2-0-0	10-6	62-52	14-20	0-8/0-5
2022-23	0-1-0	0-1-0	0-2-0	5-9	75-54	12-12	1-5/2-5
TOTALS	18-14-4	12-19-6	30-33-10	221-239	2037-2089	1039-1044	40-252/52-262

ST. LOUIS BLUES

ENTERPRISE CENTER • ST. LOUIS, MO
(314) 622-2500 • Fax (314) 622-2582
stlouisblues.com



BLUES VS. DEVILS

President of Hockey Operations & Alternate Governor Doug Armstrong
Assistant General Manager Ryan Miller
Vice President, Hockey Operations Peter Chiarelli
Head Coach Craig Berube
Assistant Coaches Steve Ott, Mike Weber
Goaltending Coach David Alexander

2022-23 LEADERS

Goals Jordan Kyrou, 37 **PIM** Brayden Schenn, 50
Assists Robert Thomas, 47 **GAA** Jordan Binnington, 3.31
Points Jordan Kyrou, 73 **Wins** Jordan Binnington, 27
+/- Calle Rosen, +19 **ShO** Jordan Binnington, 2

OTHER INFORMATION

Leading Scorer vs. NJ Bernie Federko, 17g-37a-54pts
Leading Scorer vs. StL. Wilf Paiement, 15g-13a-28pts
Last Trade Jon Gillies in exchange for
future considerations on Dec. 15, 2021.
2023-2024 Schedule vs. StL. Nov. 3 @ St. Louis & Mar. 7 @ NJD



BERUBE



KYROU

INDIVIDUAL SCORING vs. DEVILS

PLAYER	GP	2022-23					PIM	S	GP	CAREER				
		G	A	PTS	+/-					G	A	PTS	PIM	
IVAN BARBASHEV	2	1	2	3	4	2	5	10	5	5	10	4		
JORDAN BINNINGTON	2	0	0	0	-	0	0	6	0	0	0	0	0	
SAMMY BLAIS	1	0	0	0	-1	0	2	7	0	1	1	0		
ROBERT BORTUZZO	1	0	0	0	0	0	0	19	1	1	2	25		
PAVEL BUCHNEVICH	2	1	3	4	3	0	2	24	7	17	24	6		
JUSTIN FAULK	2	0	1	1	1	2	5	30	6	6	12	29		
TOREY KRUG	1	0	0	0	0	4	1	20	5	6	11	14		
JORDAN KYROU	2	2	1	3	1	0	7	6	3	2	5	0		
NICK LEDDY	2	0	0	0	1	0	2	36	2	13	15	4		
JOSH LEIVO	1	0	0	0	-1	0	1	8	2	1	3	2		
NIKO MIKKOLA	1	0	0	0	2	0	2	4	0	0	0	8		
JAKE NEIGHBOURS	2	0	0	0	-2	0	2	2	0	0	0	0		
COLTON PARAYKO	2	0	1	1	2	0	4	14	0	5	5	4		
TYLER PITLICK	2	0	0	0	0	2	0	10	0	1	1	6		
CALLE ROSEN	2	0	0	0	0	0	2	4	0	0	0	2		
BRANDON SAAD	1	1	1	2	1	0	4	21	5	5	10	2		
BRAYDEN SCHENN	2	1	2	3	0	0	3	37	9	14	23	29		
ROBERT THOMAS	2	2	3	5	2	0	3	8	3	6	9	6		
ALEXEY TOROPCHENKO	2	1	0	1	1	0	3	2	1	0	1	0		
TYLER TUCKER	1	0	0	0	0	0	1	1	0	0	0	0		
NATHAN WALKER	1	0	1	1	1	0	1	1	0	1	1	0		

Also with career statistics vs. Devils: ADAM GUADETTE (5-1-0-1-0); KEVIN HAYES (33-6-12-18-24); KASPERI KAPANEN (17-2-4-2); MARCO SCANDELLA (18-0-3-3-4); OSKAR SUNDQVIST (13-1-6-7-8); JAKUB VRANA (22-9-5-14-12).

GOALTENDING HISTORY vs. DEVILS

GOALTENDER	MIN	2022-23					MIN	CAREER				
		GA	SO	GAA	W	L OT		GA	SO	GAA	W	L OT
JORDAN BINNINGTON	120	5	0	2.50	2	0 0	357	16	1	2.68	4	2 0



ALL-TIME RECORD

	GP	W	L	O/T	OTL	PTS	GF	GA
DEVILS	108	61	32	7	8	137	337	272
at New Jersey	56	35	15	2	4	76	185	137
at Tampa Bay	52	26	17	5	4	61	152	135

2022-23 SUMMARY

	GP	W	L	OT	PTS	GF	GA	SF	SA	PIM	PP	SHG
NEW JERSEY	3	1	1	1	3	9	10	97	78	18	1-7, 14.3%	0
TAMPA BAY	3	2	1	0	4	10	9	78	97	14	1-9, 11.1%	1

DATE	GAME#	RES	SCORE	LOCATION	GOALTENDERS	W/D GOAL
3/14/23	67	L	4-1	@ DEVILS	VANECEK/Vasilevskiy	Hagel
3/16/23	68	Lso	3-4	@ DEVILS	SCHMID/Vasilevskiy	Killorn
3/19/23	70	W	5-2	@ Tampa	VANECEK/Vasilevskiy	Hischier

INDIVIDUAL SCORING vs. LIGHTNING

PLAYER	2022-23								WITH DEVILS				CAREER					
	GP	G	A	PTS	+/-	PIM	S		GP	G	A	PTS	PIM	GP	G	A	PTS	PIM
KEVIN BAHL	2	0	1	1	2	0	2		2	0	1	1	0	2	0	1	1	0
JESPER BRATT	3	3	0	3	-1	0	9		11	6	3	9	0	11	6	3	9	0
NOLAN FOOTE	1	1	0	1	1	0	1		1	1	0	1	0	1	1	0	1	0
DOUGIE HAMILTON	3	0	3	3	-2	2	9		4	0	3	3	4	32	3	20	23	26
ERIK HAULA	3	0	0	0	-1	0	4		3	0	0	0	0	26	4	9	13	8
NICO HISCHIER	3	1	3	4	2	0	10		14	3	8	11	2	14	3	8	11	2
JACK HUGHES	3	0	2	2	-2	0	11		7	2	4	6	0	7	2	4	6	0
CURTIS LAZAR	2	0	0	0	0	0	0		2	0	0	0	0	20	1	2	3	2
JOHN MARINO	3	0	0	0	-1	4	3		3	0	0	0	4	8	1	1	2	4
MICHAEL MCLEOD	3	0	0	0	0	0	5		5	0	0	0	0	5	0	0	0	0
TIMO MEIER	3	2	2	4	2	4	9		3	2	2	4	4	13	4	8	12	12
DAWSON MERCER	3	0	1	1	0	0	5		6	2	3	5	0	6	2	3	5	0
ONDREJ PALAT	3	0	0	0	-2	2	3		3	0	0	0	2	3	0	0	0	2
AKIRA SCHMID	1	0	0	0	-	0	0		1	0	0	0	0	1	0	0	0	0
JONAS SIEGENTHALER	3	0	1	1	1	2	4		6	0	3	3	2	9	0	4	4	4
BRENDAN SMITH	1	0	0	0	1	0	0		1	0	0	0	0	23	0	1	1	28
VITEK VANECEK	2	0	0	0	-	0	0		2	0	0	0	0	4	0	0	0	0

Also with career statistics vs. Lightning: COLIN MILLER (W/ NJD- - - - /18-0-5-5-4); TOMAS NOSEK (W/ NJD - - - - /11-0-1-1-0); CHRIS TIERNEY (W/ NJD - - - - /21-1-4-5-8); TYLER TOFFOLI (W/ NJD- - - - /15-4-3-7-6).

GOALTENDING HISTORY vs. LIGHTNING

GOALTENDER	2022-23							WITH DEVILS							CAREER						
	MIN	GA	SO	GAA	W	L	OT	MIN	GA	SO	GAA	W	L	OT	MIN	GA	SO	GAA	W	L	OT
AKIRA SCHMID	64	4	0	2.79	0	0	1	64	4	0	2.79	0	0	1	64	4	0	2.79	0	0	1
VITEK VANECEK	119	6	0	3.00	1	1	0	119	6	0	3.00	1	1	0	243	11	0	2.71	1	2	1

YEAR	HOME W-L-O/T	ROAD W-L-O/T	TOTAL W-L-O/T	GF-GA	SF-SA	PIM	PP/PK	
1992-93	1-0-0	1-0-0	2-0-0	11-3	51-54	36-30	0-7/1-9	
1993-94	3-0-0	1-0-1	4-0-1	17-13	177-145	74-58	3-13/5-23	
1994-95	0-1-1	1-1-0	1-2-1	7-8	112-108	41-51	1-18/2-13	
1995-96	2-0-0	1-1-1	3-1-1	19-10	154-157	71-71	6-23/2-18	
1996-97	3-0-0	1-1-1	4-1-1	18-10	172-177	65-99	4-23/2-17	
1997-98	3-0-0	2-0-0	5-0-0	21-7	157-110	103-141	7-24/0-21	
1998-99	2-0-0	1-1-0	3-1-0	14-7	133-100	43-55	6-16/1-9	
1999-00	1-1-0	2-0-0	3-1-0	12-9	132-89	82-62	4-14/2-20	
2000-01	2-0-0	2-0-0	4-0-0	25-4	135-85	54-70	9-19/1-16	
2001-02	0-1-1	0-2-0	0-3-1	7-11	144-67	70-62	2-11/3-18	
2002-03	1-1-0	0-0-2	1-1-2	11-9	125-103	97-71	3-9/3-13	
2003-04	0-2-0	0-2-0	0-4-0	6-12	101-99	31-37	1-12/1-9	
2005-06	1-1-0	1-0-1	2-1-1	18-13	99-133	57-61	4-22/4-17	
2006-07	0-1-1	1-1-0	1-2-1	6-10	110-115	26-30	3-15/2-13	
2007-08	2-0-0	1-1-0	3-1-0	12-7	111-104	58-86	3-18/3-13	
2008-09	2-0-0	2-0-0	4-0-0	19-12	162-119	38-34	4-11/3-13	
2009-10	1-1-0	2-0-0	3-1-0	11-10	126-101	62-58	3-14/4-16	
2010-11	2-0-0	1-1-0	3-1-0	14-8	98-114	27-21	1-8/3-11	
2011-12	1-1-0	2-0-0	3-1-0	18-14	106-95	49-53	5-19/2-17	
2012-13	1-1-0	0-0-1	1-1-1	10-12	79-69	37-41	4-11/0-9	
2013-14	2-0-0	0-1-0	2-1-0	5-4	64-82	22-18	0-6/1-8	
2014-15	1-0-0	1-0-1	2-0-1	8-7	67-86	36-22	3-10/3-17	
2015-16	0-2-0	0-1-0	0-3-0	3-11	69-94	53-29	1-8/1-15	
2016-17	1-0-0	0-2-0	1-2-0	6-8	95-102	31-27	0-8/1-11	
2017-18	2-0-0	1-0-0	3-0-0	10-8	93-124	30-20	2-8/4-15	
2018-19	0-1-0	0-2-0	0-3-0	6-18	92-105	25-25	1-9/5-9	
2019-20	1-0-1	0-0-0	1-0-1	9-8	62-50	11-23	1-9/1-3	
2020-21				DID NOT PLAY				
2021-22	0-1-0	1-1-0	1-2-0	10-12	85-101	32-28	2-9/2-6	
2022-23	0-1-1	1-0-0	1-1-1	9-10	97-78	18-14	1-7/1-9	
TOTALS	35-15-6	26-17-9	61-32-15	337-273	3208-1641	1383-1399	84-381/63-386	

TAMPA BAY LIGHTNING

AMALIE ARENA • TAMPA, FL
(813) 301-6500 • Fax (813) 301-1480
tampabaylightning.com



LIGHTNING VS. DEVILS

Vice President, General Manager & Alternate Governor Julien Brisebois
Assistant General Manager/Director of Player Personnel Jamie Pushor
Assistant General Manager, Director of Player Development Stacy Roest
Senior Advisor to the General Manager Al Murray
Head Coach Jon Cooper
Assistant Coach Jeff Blashill, Rob Zettler, Jeff Halpern
Goaltending Coach Frantz Jean

2022-23 LEADERS

Goals Brayden Point, 51 **PIM** Patrick Maroon, 150
Assists Nikita Kucherov, 83 **GAA** Andrei Vasilevskiy, 2.65
Points Nikita Kucherov, 113 **Wins** Andre Vasilevskiy, 34
+/- Brandon Hagel, +23 **ShO** Andre Vasilevskiy, 4

OTHER INFORMATION

Leading Scorer vs. NJ V. Lecavalier, 16g-28a-44pts/
M. St. Louis, 18g-26a-44pts
Leading Scorer vs. TB Patrik Elias 19g-33a-52pts
Last Trade Devils obtain Nolan Foote & 2020 first round pick
..... in exchange for Blake Coleman on 2/16/20.
Stanley Cups 3 (last time, 2020-21)
2023-2024 Schedule vs. TB Jan. 11 @ TBL, Jan. 27 @ TBL, Feb. 25 @ NJD



COOPER



STAMKOS

INDIVIDUAL SCORING vs. DEVILS

PLAYER	GP	2022-23					PIM	S	GP	CAREER			
		G	A	PTS	+/-					G	A	PTS	PIM
ZACH BOGOSIAN	1	0	0	0	-3	0	0	0	26	1	7	8	8
ERIK CERNAK	3	0	3	3	2	2	4	7	0	3	3	7	
ANTHONY CIRELLI	3	1	1	2	1	0	6	12	3	2	5	2	
IAN COLE	3	0	1	1	-2	2	3	24	2	7	9	25	
ROSS COLTON	3	1	0	1	-3	0	4	6	1	1	2	0	
MICHAEL EYSSIMONT	2	0	0	0	0	0	4	3	0	2	2	2	
BRANDON HAGEL	3	1	2	3	4	2	5	5	4	3	7	4	
VICTOR HEDMAN	3	0	0	0	0	2	10	36	4	15	19	22	
TANNER JEANNOT	3	0	0	0	-1	0	1	7	1	1	2	0	
NIKITA KUCHEROV	3	2	1	3	3	0	8	21	10	18	28	8	
NICHOLAS PAUL	3	0	0	0	-1	2	4	8	2	3	5	2	
NICK PERBIX	2	0	0	0	1	0	3	2	0	0	0	0	
BRAYDEN POINT	3	0	1	1	3	0	3	17	7	15	22	0	
DARREN RADDYSH	3	0	0	0	1	0	5	3	0	0	0	0	
MIKHAIL SERGACHEV	3	0	3	3	1	0	6	14	0	10	10	9	
STEVEN STAMKOS	2	2	2	4	-1	2	4	41	23	20	43	32	
ANDREI VASILEVSKIY	3	0	0	0	0	0	0	11	0	0	0	0	

Also with career statistics vs. Devils: JONAS JOHANSSON (1GP-0-1-0); JOSH ARCHIBALD (7-1-0-1-2); LOGAN BROWN (1-0-0-0-0); CALVIN DE HAAN (21-0-8-8-8); HAYDEN FLEURY (8-0-1-1-0); LUKE GLENDENNING (21-1-2-3-18); CONOR SHEARY (32-8-7-15-6).

GOALTENDING HISTORY vs. DEVILS

GOALTENDER	MIN	2022-23					MIN	GA	CAREER				
		GA	SO	GAA	W	L OT			SO	GAA	W	L OT	
JONAS JOHANSSON	-	-	-	-	-	-	58	3	0	3.10	0	1	0
ANDREI VASILEVSKIY	183	8	0	2.61	2	1 0	469	23	0	2.94	4	4	0



ALL-TIME RECORD

	GP	W	L	O/T	OTL	PTS	GF	GA
DEVILS	151	51	68	20	12	134	439	492
at New Jersey	74	29	25	15	5	78	237	234
at Toronto	77	22	43	5	7	56	202	258

2022-23 SUMMARY

	GP	W	L	OT	PTS	GF	GA	SF	SA	PIM	PP	SHG
NEW JERSEY	3	0	3	0	0	0	7	16	83	100	16	1-10, 10%
TORONTO	3	3	0	0	6	16	7	100	81	20	1-8, 12.5%	3

DATE	GAME#	RES	SCORE	LOCATION	GOALTENDERS	W/D GOAL
11/17/22	17	Wo	3-2	@ Toronto	VANECEK/Murray	SHARANGOVICH
11/23/22	20	L	1-2	@ DEVILS	VANECEK/Murray	Holmberg
3/7/23	63	L	3-4	@ DEVILS	VANECEK/Samsonov	Matthews

INDIVIDUAL SCORING vs. MAPLE LEAFS

PLAYER	2022-23							WITH DEVILS					CAREER				
	GP	G	A	PTS	+/-	PIM	S	GP	G	A	PTS	PIM	GP	G	A	PTS	PIM
KEVIN BAHL	3	0	0	0	-1	0	1	2	0	0	0	2	2	0	0	0	2
NATHAN BASTIAN	3	0	0	0	0	2	1	6	1	0	1	2	6	1	0	1	2
JESPER BRATT	3	1	0	1	-1	0	9	13	2	7	9	0	13	2	7	9	0
DOUGIE HAMILTON	3	1	0	1	-1	6	14	4	1	1	2	8	24	5	7	12	26
ERIK HAULA	3	2	2	4	3	0	8	3	2	2	4	0	17	5	5	10	6
NICO HISCHIER	3	1	0	1	-3	0	8	14	4	3	7	4	14	4	3	7	4
JACK HUGHES	3	0	1	1	0	0	16	8	1	3	4	0	8	1	3	4	0
JOHN MARINO	3	0	0	0	2	0	4	3	0	0	0	0	7	0	1	1	0
MICHAEL MCLEOD	3	0	0	0	0	2	2	4	0	0	0	2	4	0	0	0	2
TIMO MEIER	1	0	0	0	-1	2	4	1	0	0	0	2	10	2	4	6	8
DAWSON MERCER	3	0	1	1	-1	0	0	6	0	2	2	0	6	0	2	2	0
ONDREJ PALAT	1	1	2	3	2	0	3	1	1	2	3	0	31	12	11	23	4
JONAS SIEGENTHALER	3	0	0	0	-1	4	3	6	0	0	0	4	9	0	0	0	6
BRENDAN SMITH	2	0	1	1	0	0	3	2	0	1	1	0	23	0	3	3	26
VITEK VANECEK	3	0	0	0	-	0	0	3	0	0	0	0	6	0	0	0	0

Also with career statistics vs. Maple Leafs: AKIRA SCHMID (2GP-0-1-0); CURTIS LAZAR (W/ NJD - - - - /17-5-0-5-0); COLIN MILLER (W/ NJD - - - - /16-0-5-5-4); TOMAS NOSEK (W/ NJD - - - - /11-1-2-3-2); CHRIS TIERNEY (W/ NJD - - - - /27-4-14-18-4); TYLER TOFFOLI (W/ NJD - - - - /26-6-7-13-14).

GOALTENDING HISTORY vs. MAPLE LEAFS

GOALTENDER	2022-23							WITH DEVILS							CAREER						
	MIN	GA	SO	GAA	W	L	OT	MIN	GA	SO	GAA	W	L	OT	MIN	GA	SO	GAA	W	L	OT
AKIRA SCHMID	-	-	-	-	-	-	-	79	6	0	4.52	0	1	0	79	6	0	4.52	0	1	0
VITEK VANECEK	176	8	0	2.72	1	2	0	176	8	0	2.72	1	2	0	309	15	0	2.19	1	3	1

YEAR	HOME W-L-O/T	ROAD W-L-O/T	TOTAL W-L-O/T	GF-GA	SF-SA	PIM	PP/PK
1982-83	1-0-1	0-0-1	1-0-2	16-12	79-86	52-72	6-17/5-15
1983-84	0-1-0	0-2-0	0-3-0	6-14	98-96	73-73	2-18/2-18
1984-85	2-0-0	1-0-0	3-0-0	14-5	108-77	52-67	2-18/2-16
1985-86	0-1-0	1-1-0	1-2-0	17-20	95-98	36-46	5-16/4-13
1986-87	1-1-0	0-1-0	1-2-0	7-12	83-96	36-57	2-17/1-10
1987-88	1-0-0	1-1-0	2-1-0	16-10	97-90	64-75	6-20/2-14
1988-89	2-0-0	0-1-0	2-1-0	17-9	106-69	60-88	9-26/4-18
1989-90	0-1-0	1-1-0	1-2-0	10-14	97-89	166-169	3-24/2-11
1990-91	2-0-0	0-1-0	2-1-0	10-11	113-62	76-69	2-11/3-12
1991-92	0-1-0	0-1-1	0-2-1	12-15	104-103	49-45	2-9/2-11
1992-93	1-0-0	0-1-0	1-1-0	8-4	51-66	34-24	1-6/0-11
1993-94	1-0-0	0-1-0	1-1-0	4-4	70-53	54-60	3-8/0-10
1994-95	0-0-0	0-0-0	0-0-0	0-0	0-0	0-0	0-0/0-0
1995-96	0-1-0	0-0-1	0-1-1	3-4	52-67	42-28	0-6/0-8
1996-97	0-0-1	1-0-0	1-0-1	8-5	75-52	19-23	1-7/0-5
1997-98	1-0-0	1-0-0	2-0-0	7-2	64-56	25-23	0-3/0-4
1998-99	0-1-1	1-1-0	1-2-1	11-11	122-104	120-73	2-12/1-13
1999-00	0-1-1	0-2-0	0-3-1	8-15	122-101	52-42	3-15/2-20
2000-01	0-0-1	1-1-0	1-1-1	9-9	88-89	50-52	1-10/2-14
2001-02	2-0-0	1-0-1	3-0-1	11-6	120-94	143-108	3-17/2-18
2002-03	1-1-0	0-2-0	1-3-0	5-6	153-74	22-34	2-17/2-11
2003-04	0-0-2	1-1-0	1-1-2	4-6	105-94	39-37	0-12/3-13
2005-06	0-2-0	0-2-0	0-4-0	9-16	136-98	42-72	4-23/4-14
2006-07	1-0-1	1-1-0	2-1-1	13-13	99-117	30-48	4-19/3-10
2007-08	2-0-0	2-0-0	4-0-0	12-6	109-149	34-34	2-15/2-15
2008-09	0-1-1	1-0-1	1-1-2	11-15	158-125	39-47	3-16/4-12
2009-10	2-0-0	0-1-1	2-1-1	10-12	114-101	41-37	2-11/3-13
2010-11	1-1-0	1-1-0	2-2-0	8-10	132-105	42-44	2-16/3-14
2011-12	0-1-1	2-0-0	2-1-1	13-14	126-103	27-37	4-11/0-6
2012-13	0-1-0	0-2-0	0-3-0	3-8	90-54	28-30	0-13/2-12
2013-14	1-0-0	0-0-2	1-0-2	6-7	97-76	28-18	2-9/3-14
2014-15	2-0-0	1-0-0	3-0-0	11-5	66-96	22-18	2-7/2-9
2015-16	1-0-0	0-0-2	1-0-2	9-7	97-96	24-34	3-17/1-12
2016-17	1-1-0	0-1-0	1-2-0	9-12	94-75	27-33	3-11/4-8
2017-18	1-0-0	1-0-1	1-1-1	8-5	112-107	39-25	1-10/3-13
2018-19	0-2-0	0-1-0	0-3-0	5-17	97-106	20-20	0-9/0-8
2019-20	0-0-1	0-1-0	0-1-1	8-12	57-71	20-18	2-7/4-8
2020-21				DID NOT PLAY			
2021-22	0-1-0	0-3-0	0-3-0	7-16	83-100	16-20	1-10/1-8
2022-23	0-2-0	1-0-0	1-2-0	7-8	101-72	22-18	1-9/2-11
TOTALS	27-20-12	20-30-11	47-50-23	349-368	3410-3367	1796-1838	91-501/80-452

TORONTO MAPLE LEAFS

SCOTIABANK ARENA • TORONTO, ONT.

(416) 815-5982

mapleleafs.com



MAPLE LEAFS VS. DEVILS

President & Alternate Governor	Brendan Shanahan
General Manager	Brad Treliving
Assistant General Managers	Brandon Pridham, Dr. Hayley Wickenheiser, Ryan Hardy
Head Coach	Sheldon Keefe
Assistant Coaches	Guy Boucher, Mike Van Ryn, Dean Chynoweth, Manny Malhotra
Goaltending Coach	Curtis Sanford

2022-23 LEADERS

GoalsA. Matthews, W. Nylander, 40

AssistsMitch Marner, 69

PointsMitch Marner, 69

+/- Auston Matthews, +31

PIMMichael Bunting, 103

GAAIlya Samsonov, 2.33

WinsIlya Samsonov, 27

ShOIlya Samsonov, 4

OTHER INFORMATION

Leading Scorer vs. NJTomas Kaberle, 5g-25a-30pts

Leading Scorer vs. Tor.Patrik Elias, 17g-22a-39pts

Last TradeDevils obtained Andreas Johnsson in exchange
for Joey Anderson on Oct. 10, 2020

Stanley Cups 13 (last time, 1966-67)

2023-2024 Schedule vs. Tor.Mar. 26 @ TOR, Apr. 9 @ NJD &
Apr. 11 @ TOR



KEEFE



MATTHEWS

INDIVIDUAL SCORING vs. DEVILS

PLAYER	GP	2022-23					PIM	S	GP	CAREER				
		G	A	PTS	+/-					G	A	PTS	PIM	
PIERRE ENGVALL	2	0	0	0	-1	0	5	8	3	2	5	6		
MARK GIORDANO	3	0	0	0	0	0	4	20	3	9	12	8		
JUSTIN HOLL	3	0	1	1	0	0	2	8	0	2	2	0		
MAC HOLLOWELL	1	0	0	0	0	0	0	1	0	0	0	0		
PONTUS HOLMBERG	3	1	0	1	-1	4	2	3	1	0	1	4		
CALLE JARNKROK	3	1	0	1	1	0	2	13	1	3	4	2		
DAVID KAMPF	3	0	1	1	1	0	2	9	1	3	4	2		
ALEX KERFOOT	3	0	1	1	0	2	1	12	0	7	7	6		
SEAM LAFFERTY	1	0	1	1	1	0	1	12	0	6	6	10		
TIMOTHY LILJEGREN	3	0	0	0	1	0	5	6	0	1	1	0		
DENIS MALGIN	1	0	0	0	-1	0	3	8	1	0	1	4		
MITCHELL MARNER	3	1	3	4	0	0	7	17	7	12	19	6		
AUSTON MATTHEWS	3	2	1	3	-1	0	11	15	14	9	23	2		
JAKE MCCABE	1	0	0	0	0	0	2	19	2	4	6	8		
MATT MURRAY	2	0	0	0	-	0	0	14	0	0	0	0		
WILLIAM NYLANDER	3	1	2	3	2	2	9	17	6	8	14	10		
MORGAN RIELLY	2	0	1	1	-1	0	5	24	2	9	11	8		
NICHOLAS ROBERTSON	1	0	0	0	0	0	0	1	0	0	0	0		
ILYA SAMSONOV	1	0	0	0	-	0	0	8	0	0	0	0		
RASMUS SANDIN	2	0	0	0	1	0	0	7	1	2	3	9		
ALEX STEEVES	1	0	0	0	-1	0	0	1	0	0	0	0		
JOHN TAVARES	2	1	0	1	1	4	7	47	20	18	38	20		

Also with career statistics vs. Devils: MARTIN JONES (13GP-8-4-0); TYLER BERTUZZI (14-6-11-17-16); TJ BRODIE (18-3-6-9-8); KYLE CLIFFORD (13-1-0-1-2); MAX DOMI (19-2-9-11-24); DYLAN GAMBRELL (7-0-0-0-4); MARK GIORDANO (20-3-9-12-8); JAKE MUZIN (13-1-3-4-6); RYAN REAVES (18-3-2-5-13).

GOALTENDING HISTORY vs. DEVILS

GOALTENDER	MIN	2022-23					MIN	GA	SO	CAREER				
		GA	SO	GAA	W	L OT				GA	SO	GAA	W	L OT
MATT MURRAY	120	4	0	2.00	1	0 1	822	41	0	2.99	9	3	2	
ILYA SAMSONOV	59	3	0	3.04	1	0 0	479	21	1	2.63	6	1	1	



ALL-TIME RECORD

	GP	W	L	O/T	OTL	PTS	GF	GA
DEVILS	120	45	54	17	4	111	346	388
at New Jersey	61	29	23	6	3	67	190	183
at Vancouver	59	16	31	11	1	44	156	205

2022-23 SUMMARY

	GP	W	L	OT	PTS	GF	GA	SF	SA	PIM	PP	SHG
NEW JERSEY	2	2	0	0	4	10	6	71	53	27	2-5, 40%	
VANCOUVER	2	0	1	1	1	6	10	53	71	35	2-6, 33.3%	1

DATE	GAME#	RES	SCORE	LOCATION	GOALTENDERS	W/D GOAL
11/1/22	10	W	5-2	@ Vancouver	BLACKWOOD/Demko	MERCER
2/6/23	50	Wo	5-4	@ DEVILS	VANECEK/Dellia	BRATT

INDIVIDUAL SCORING vs. CANUCKS

PLAYER	2022-23						WITH DEVILS						CAREER					
	GP	G	A	PTS	+/-	PIM	S	GP	G	A	PTS	PIM	GP	G	A	PTS	PIM	
NATHAN BASTIAN	2	0	1	1	0	0	3	4	1	1	2	0	5	1	1	2	0	
JESPER BRATT	2	1	1	2	0	0	4	9	3	4	7	2	9	3	4	7	2	
DOUGIE HAMILTON	2	0	3	3	1	2	7	4	1	3	4	2	24	6	12	18	16	
ERIK HAULA	2	0	0	0	1	0	3	2	0	0	0	0	20	2	7	9	2	
NICO HISCHIER	2	1	0	1	2	0	4	8	1	3	4	2	8	1	3	4	2	
JACK HUGHES	2	3	2	5	0	0	17	6	6	4	10	0	6	6	4	10	0	
JOHN MARINO	2	0	1	1	1	0	1	2	0	1	1	0	6	0	3	3	4	
MICHAEL MCLEOD	2	1	0	1	0	0	5	5	1	0	1	0	5	1	0	1	0	
DAWSON MERCER	2	1	0	1	2	0	1	4	2	1	3	0	4	2	1	3	0	
ONDREJ PALAT	1	2	0	2	-1	0	2	1	2	0	2	0	11	4	5	9	2	
JONAS SIEGENTHALER	2	0	1	1	1	2	4	3	0	1	1	2	6	0	1	1	4	
BRENDAN SMITH	2	0	0	0	0	2	3	2	0	0	0	2	16	1	4	5	16	
VITEK VANECEK	1	0	0	0	-	0	0	1	0	0	0	0	2	0	0	0	0	

Also with career statistics vs. Canucks: CURTIS LAZAR (W/ NJD - - - - /10-0-2-2-0); TIMO MEIER (W/NJD - - - - /21-12-5-17-37); COLIN MILLER (W/ NJD - - - - /15-1-7-8-6); TOMAS NOSEK (W/ NJD - - - - /12-3-2-5-21); CHRIS TIERNEY (W/ NJD - - - - /33-9-9-18-0); TYLER TOFFOLI (W/ NJD - - - - /44-23-16-39-19).

GOALTENDING HISTORY vs. CANUCKS

GOALTENDER	2022-23						WITH DEVILS						CAREER								
	MIN	GA	SO	GAA	W	L	OT	MIN	GA	SO	GAA	W	L	OT	MIN	GA	SO	GAA	W	L	OT
AKIRA SCHMID	-	-	-	-	-	-	-	-	-	-	-	-	-	-	-	-	-	-	-	-	-
VITEK VANECEK	64	4	0	3.73	1	0	0	64	4	0	3.73	1	0	0	125	7	0	3.36	2	0	0

YEAR	HOME W-L-O/T	ROAD W-L-O/T	TOTAL W-L-O/T	GF-GA	SF-SA	PIM	PP/PK
1982-83	1-0-1	0-0-1	1-0-2	11-9	75-90	33-36	3-11/6-14
1983-84	1-0-0	0-2-0	1-2-0	10-10	74-82	43-43	0-8/5-13
1984-85	0-2-0	0-1-0	0-3-0	11-16	98-106	53-51	3-8/3-9
1985-86	1-0-0	1-1-0	2-1-0	13-11	76-84	85-60	1-10/5-24
1986-87	1-0-1	1-0-0	2-0-1	9-7	79-92	62-77	4-11/3-9
1987-88	0-1-0	0-2-0	0-3-0	6-15	92-85	88-76	2-23/6-19
1988-89	1-1-0	0-0-1	1-1-1	5-7	90-85	54-48	1-14/2-17
1989-90	0-1-0	0-2-0	0-3-0	7-11	80-92	66-28	0-7/1-10
1990-91	2-0-0	0-1-0	2-1-0	12-6	80-82	64-65	0-8/1-12
1991-92	1-0-0	0-2-0	1-2-0	9-9	80-88	75-54	2-10/2-16
1992-93	1-0-0	0-1-0	1-1-0	5-9	55-56	23-23	0-9/3-9
1993-94	1-0-0	0-1-0	1-1-0	10-9	72-60	33-39	3-13/3-10
1994-95	0-0-0	0-0-0	0-0-0	0-0	0-0	0-0	0-0/0-0
1995-96	0-1-0	1-0-0	1-1-0	5-6	55-49	25-23	1-8/1-9
1996-97	0-1-0	1-0-0	1-1-0	2-4	70-30	10-28	1-9/0-3
1997-98	1-0-0	0-1-0	1-1-0	9-4	78-37	20-44	2-7/1-5
1998-99	0-1-0	1-0-0	1-1-0	5-5	68-59	41-21	1-6/1-6
1999-00	0-0-0	0-1-0	0-1-0	2-4	30-30	31-17	1-5/1-7
2000-01	1-0-0	0-0-0	1-0-0	4-0	15-23	8-8	0-3/0-3
2001-02	0-1-0	0-1-0	0-2-0	4-7	52-54	22-16	1-6/2-9
2002-03	0-1-0	0-0-0	0-1-0	2-3	26-28	2-4	0-2/0-1
2003-04	0-1-0	0-0-0	0-1-0	0-4	24-22	11-9	0-2/2-3
2005-06	1-0-0	0-0-0	1-0-0	3-0	26-26	6-12	3-5/0-2
2006-07	0-0-0	0-0-0	0-0-0	0-0	0-0	0-0	0-0/0-0
2007-08	0-0-0	0-1-0	0-1-0	0-5	32-24	27-17	0-6/0-5
2008-09	0-0-0	1-0-0	1-0-0	5-3	28-29	8-4	0-1/0-3
2009-10	0-1-0	0-0-0	0-1-0	2-5	29-26	6-8	0-2/0-1
2010-11	0-0-0	0-1-0	0-1-0	0-3	30-23	13-11	0-2/0-3
2011-12	0-1-0	0-0-0	0-1-0	1-2	31-16	2-4	0-2/0-1
2012-13	0-0-0	0-0-0	0-0-0	0-0	0-0	0-0	0-0/0-0
2013-14	0-0-1	0-0-1	0-0-2	4-6	53-53	8-8	1-4/0-4
2014-15	1-0-0	0-1-0	1-1-0	4-4	47-59	15-13	1-3/0-5
2015-16	1-0-0	1-0-0	2-0-0	7-5	50-69	65-44	2-10/1-14
2016-17	1-0-0	1-0-0	2-0-0	5-3	44-46	36-20	1-3/1-6
2017-18	1-0-0	1-0-0	2-0-0	5-2	52-62	14-8	1-4/1-7
2018-19	1-0-0	1-0-0	2-0-0	6-2	56-52	18-18	2-4/1-9
2019-20	1-0-0	1-0-0	2-0-0	3-1	51-56	29-21	2-6/1-9
2020-21				DID NOT PLAY			
2021-22	1-0-0	0-1-0	1-1-0	10-8	68-94	4-10	1-5/0-2
2022-23	1-0-0	1-0-0	2-0-0	10-6	71-53	27-35	2-5/2-6
TOTALS	21-11-5	12-20-3	33-31-8	206-210	2037-1910	1127-1007	42-242/55-285

VANCOUVER CANUCKS

ROGERS ARENA • VANCOUVER, B.C.
(604) 899-4600 • Fax (604) 899-4640
canucks.com



CANUCKS VS. DEVILS

President of Hockey Operations	Jim Rutherford
Assistant General Manager	Patrik Allvin
Vice President of Hockey Operations	Stan Smyl
Head Coach	Rick Tocchet
Assistant Coaches	Mike Yeo, Adam Foote
Director of Goaltending	Ian Clark

2022-23 LEADERS

Goals ..E. Pettersson, A. Kuzmenko, 39
Assists ..Quinn Hughes, 69
Points ..Elias Pettersson, 102
+/- ..Elias Pettersson, +16

PIM ..Tyler Myers, 76
GAA ..Thatcher Demko, 3.16
Wins ..Thatcher Demko, 14
ShO ..Thatcher Demko, 1

OTHER INFORMATION

Leading Scorer vs. NJ ..Tony Tanti, 14g-8a-22pts
Leading Scorer vs. Van. ..Patrik Elias 10g-7a-17pts
John MacLean, 7g-10a-17pts
Last Trade ..Devils acquired Curtis Lazarin exchange for a
2024 4th-round draft pick (3/3/23)
Stanley Cups ..None
2023-2024 Schedule vs. Van. ..Dec. 5 @ NJD & Jan. 6 @ NJD



TOCCHET



BOESER

INDIVIDUAL SCORING vs. DEVILS

PLAYER	GP	2022-23					PIM	S	GP	CAREER			
		G	A	PTS	+/-					G	A	PTS	PIM
NILS AMAN	2	0	0	0	0	2	1	2	2	0	0	0	2
ANTHONY BEAUVILLIER	1	0	0	0	-2	0	2	28	5	6	11	4	4
BROCK BOESER	1	0	0	0	1	0	1	9	1	3	4	0	0
THATCHER DEMKO	1	0	0	0	-	0	0	4	0	0	0	0	0
PHILLIP DI GIUSEPPE	1	1	0	1	1	0	2	16	2	2	4	4	4
SHELDON DRIES	1	0	0	0	2	0	0	1	0	0	0	0	0
CONOR GARLAND	2	0	2	2	0	0	2	8	1	3	4	0	0
NILS HOGLANDER	1	0	0	0	-1	0	1	3	1	0	1	0	0
QUINN HUGHES	2	0	1	1	-2	0	7	6	0	3	3	2	2
DAKOTA JOSHUA	2	0	0	0	-1	10	2	3	0	0	0	10	10
ANDREI KUZMENKO	2	1	0	1	-3	2	7	2	1	0	1	2	2
ILYA MIKHEYEV	1	0	0	0	-2	0	1	5	3	2	5	4	4
J.T. MILLER	2	0	3	3	-1	0	1	28	4	11	15	19	19
TYLER MYERS	2	0	0	0	-2	0	3	29	4	4	8	16	16
TANNER PEARSON	1	0	0	0	-3	2	1	16	5	1	6	2	2
ELIAS PETTERSSON	2	0	2	2	-4	0	5	7	1	2	3	2	2
VASILY PODKOLZIN	2	0	0	0	-1	0	3	4	1	0	1	0	0
JACK STUDNICKA	1	0	0	0	-1	0	0	4	0	0	0	0	0

Also with career statistics vs. Devils: TEDDY BLUEGER (13-3-3-6-4); GUILLAUME BRISEBOIS (1-0-0-0-0); IAN COLE (24-2-7-9-25); FILIP HRONEK (9-0-4-4-2); MATT IRWIN (17-0-2-2-2); VITALI KRAVTSOV (5-1-0-1-2); CARSON SOUCY (5-1-0-1-4).

GOALTENDING HISTORY vs. DEVILS

GOALTENDER	MIN	2022-23					MIN	GA	CAREER				
		GA	SO	GAA	W	L OT			SO	GAA	W	L OT	
THATCHER DEMKO	58	4	0	4.14	0	1 0	210	9	0	2.57	1	2 0	0



ALL-TIME RECORD

	GP	W	L	O/T	OTL	PTS	GF	GA
DEVILS	10	4	5	0	1	9	32	33
at New Jersey	5	2	3	0	0	4	16	18
at Vegas	5	2	2	0	1	5	16	15

2022-23 SUMMARY

	GP	W	L	OT	PTS	GF	GA	SF	SA	PIM	PP	SHG
NEW JERSEY	2	1	0	1	3	6	6	86	57	13	2-3, 66.7%	0
VEGAS	2	1	0	1	3	6	6	57	86	11	0-4, 0%	0

DATE	GAME#	RES	SCORE	LOCATION	GOALTENDERS	W/D GOAL
1/24/23	47	Wo	3-2	@ DEVILS	VANECEK/Thompson	HAMILTON
3/3/23	61	Lso	3-4	@ Vegas	SCHMID/Hill	Theodore

INDIVIDUAL SCORING vs. GOLDEN KNIGHTS

PLAYER	2022-23								WITH DEVILS					CAREER				
	GP	G	A	PTS	+/-	PIM	S		GP	G	A	PTS	PIM	GP	G	A	PTS	PIM
KEVIN BAHL	2	0	0	0	0	0	0		4	0	1	1	0	4	0	1	1	0
NATHAN BASTIAN	2	0	0	0	0	7	5		4	1	1	2	9	6	1	1	2	2
JESPER BRATT	2	1	2	3	-2	0	6		8	2	4	6	0	8	2	4	6	0
DOUGIE HAMILTON	2	2	1	3	1	2	7		4	2	2	4	4	10	3	4	7	8
ERIK HAULA	2	0	0	0	0	0	3		2	0	0	0	0	6	1	3	4	2
NICO HISCHIER	2	0	1	1	1	0	12		9	4	2	6	0	9	4	2	6	0
JACK HUGHES	2	0	3	3	-2	0	10		4	1	3	4	0	4	1	3	4	0
JOHN MARINO	1	0	0	0	0	0	0		1	0	0	0	0	5	0	1	1	4
MICHAEL MCLEOD	2	0	0	0	1	0	3		5	0	2	2	0	5	0	2	2	0
DAWSON MERCER	2	1	0	1	0	0	10		4	1	0	1	0	4	1	0	1	0
ONDREJ PALAT	2	1	0	1	1	2	2		2	1	0	1	2	10	2	4	6	2
JONAS SIEGENTHALER	2	0	0	0	-1	0	1		3	0	1	1	0	5	1	1	2	0
BRENDAN SMITH	1	0	0	0	-1	2	1		1	0	0	0	2	6	0	0	0	2
VITEK VANECEK	1	0	1	1	-	0	0		1	0	1	1	0	2	0	1	1	0

Also with career statistics vs. Golden Knights: CURTIS LAZAR (W/ NJD - - - - -/9-1-2-3-0); TIMO MEIER (W/NJD- - - - -/25-6-5-11-12); COLIN MILLER (W/ NJD- - - - -/5-0-1-1-6); TOMAS NOSEK (W/ NJD ----/4-0-0-0-4); CHRIS TIERNEY (W/ NJD - - - - -/10-1-4-5-2); TYLER TOFFOLI (W/ NJD- - - - -/19-8-6-14-4).

GOALTENDING HISTORY vs. GOLDEN KNIGHTS

GOALTENDER	2022-23							WITH DEVILS							CAREER						
	MIN	GA	SO	GAA	W	L	OT	MIN	GA	SO	GAA	W	L	OT	MIN	GA	SO	GAA	W	L	OT
AKIRA SCHMID	64	4	0	2.78	0	0	1	64	4	0	2.78	0	0	1	64	4	0	2.78	0	0	1
VITEK VANECEK	63	2	0	1.89	1	0	0	61	4	0	3.97	1	0	0	122	3	0	1.47	1	1	0

YEAR	HOME	ROAD	TOTAL	GF-GA	SF-SA	PIM	PP/PK
	W-L-O/T	W-L-O/T	W-L-O/T				
2017-18	0-1-0	1-0-0	1-1-0	10-6	63-69	14-10	2-5/3-7
2018-19	1-0-0	0-1-0	1-1-0	6-7	80-50	10-14	1-7/1-5
2019-20	0-1-0	0-1-0	0-2-0	3-7	62-62	10-12	0-5/1-4
2020-21	DID NOT PLAY						
2021-22	0-1-0	1-0-0	1-1-0	6-7	54-74	10-28	1-4/1-5
2022-23	1-0-0	0-0-1	1-0-1	6-6	86-57	13-11	2-3/0-4
TOTALS	2-3-0	2-2-1	4-5-1	32-33	345-312	57-70	6-24/6-25

FUN FACT

New Jersey's first-ever contest against the Golden Knights in Vegas was an 8-3 victory on Mar. 14, 2018.

The Devils witnessed seven different goal-scorers, one of which was Nico Hischier.

VEGAS GOLDEN KNIGHTS

T-MOBILE ARENA • LAS VEGAS, NV.

(702) 645-4259

vegasgoldenknights.com



GOLDEN KNIGHTS VS. DEVILS

President of Hockey Ops/Alt. Governor	George McPhee
General Manager	Kelly McCrimmon
Director, Hockey Operations	Tom Poraszka
Head Coach	Bruce Cassidy
Assistant Coaches	John Stevens, Dominique Ducharme, Joel Ward
Director of Goaltending	Sean Burke

2022-23 LEADERS


Goals	Jonathan Marchessault, 28	PIM	Keegan Kolesar, 68
Assists	Chandler Stephenson, 49	GAA	Laurent Brossoit, 2.17
Points	Jack Eichel, 66	Wins	Logan Thompson, 21
+/-	Alec Martinez, +30	ShO	Logan Thompson, 21

OTHER INFORMATION

Leading Scorer vs. NJ	Jonathan Marchessault, 6-6-12pts
Leading Scorer vs. VGK	Nico Hischier, 4-2-6pts
Last Trade	Devils obtain Nikita Gusev in exchange for 2020 third round pick & 2021 2nd-rnd pick (7/29/19)
Stanley Cups	1, 2022-23
2023-2024 Schedule vs. VGK	Jan. 22 @ NJD & Mar. 17 @ VGK



CASSIDY



STONE

INDIVIDUAL SCORING vs. DEVILS

PLAYER	GP	2022-23					PIM	S	GP	CAREER				
		G	A	PTS	+/-					G	A	PTS	PIM	
MICHAEL AMADIO	2	0	0	0	0	0	2	2	7	0	1	1	2	
IVAN BARBASHEV	1	0	2	2	1	0	0	3	10	5	5	10	4	
WILLIAM CARRIER	1	0	0	0	0	0	0	0	7	2	1	3	4	
PAUL COTTER	1	0	0	0	0	0	0	1	1	0	0	0	0	
JACK EICHEL	2	1	1	2	1	0	6	18	7	11	18	2	2	
BYRON FROESE	1	0	0	0	0	0	1	6	1	1	0	1	4	
NICOLAS HAGUE	2	0	1	1	1	0	2	4	0	1	1	1	0	
ADIN HILL	1	0	0	0	-	0	0	1	0	0	0	0	0	
BRETT HOWDEN	2	0	0	0	-1	7	0	17	1	4	5	9		
BEN HUTTON	1	1	0	1	1	2	4	10	1	1	2	2		
WILLIAM KARLSSON	2	1	0	1	0	0	7	19	7	7	14	2		
PHIL KESSEL	2	0	0	0	1	0	4	55	15	26	41	20		
KEEGAN KOLESAR	2	0	0	0	0	0	0	4	1	1	2	0		
KAEDAN KORCZAK	1	0	0	0	0	0	1	1	0	0	0	0		
JONATHAN MARCHESSAULT	2	2	2	4	1	0	9	14	7	7	14	2		
ALEC MARTINEZ	2	0	0	0	0	0	2	19	2	3	5	2		
BRAYDEN MCNABB	2	0	1	1	0	0	0	16	1	5	6	4		
ALEX PIETRANGELO	2	0	0	0	0	0	5	20	4	6	10	12		
NICOLAS ROY	1	0	0	0	0	0	0	4	1	2	3	0		
CHANDLER STEPHENSON	2	0	1	1	2	0	2	13	2	2	4	0		
SHEA THEODORE	1	0	0	0	-1	0	2	8	0	3	3	0		
LOGAN THOMPSON	1	0	0	0	-	0	0	1	0	0	0	0		
ZACH WHITECLOUD	1	0	0	0	1	0	2	4	0	0	0	0		

Also with career statistics vs. Devils: MARK STONE (3-7-10-4).

GOALTENDING HISTORY vs. DEVILS

GOALTENDER	MIN	2022-23					MIN	CAREER				
		GA	SO	GAA	W	L	OT	GA	SO	GAA	W	L
ADIN HILL	65	3	0	2.77	1	0	0	65	3	0	2.77	1
LOGAN THOMPSON	63	3	0	2.82	0	0	1	63	3	0	2.82	0



ALL-TIME RECORD

	GP	W	L	O/T	OTL	PTS	GF	GA
DEVILS	233	96	118	13	6	211	652	774
at New Jersey	115	55	49	7	4	121	334	338
at Washington	118	41	69	6	2	90	318	436

2022-23 SUMMARY

	GP	W	L	OT	PTS	GF	GA	SF	SA	PIM	PP	SHG
NEW JERSEY	4	3	1	0	6	15	13	144	113	31	3-12, 25%	0
WASHINGTON	4	1	1	2	4	13	15	113	144	33	2-10, 20%	1

DATE	GAME#	RES	SCORE	LOCATION	GOALTENDERS	W/D GOAL
10/24/22	6		3-6	@ DEVILS	BLACKWOOD, VANECEK*/Lindgren	
Ovechkin						
11/26/22	22	W	5-1	@ DEVILS	VANECEK/Lindgren	HUGHES
3/9/23	64	Wso	3-2	@ Washington	SCHMID/Kuemper	MEIER
4/13/23	82	Wo	5-4	@ Washington	Blackwood, Schmid**/Kuemper	L. HUGHES

*Vanecek replaced Blackwood in 3rd period

**Schmid replaced Blackwood in 2nd period

INDIVIDUAL SCORING vs. CAPITALS

PLAYER	2022-23							WITH DEVILS							CAREER						
	GP	G	A	PTS	+/-	PIM	S	GP	G	A	PTS	PIM	GP	G	A	PTS	PIM				
KEVIN BAHL	2	0	0	0	-2	2	2	2	0	0	0	2	2	0	0	0	2	2			
NATHAN BASTIAN	4	1	0	1	-2	0	5	10	1	0	1	5	2	1	0	1	5	2			
JESPER BRATT	4	1	1	2	-1	0	10	24	5	3	3	2	24	5	3	8	2				
DOUGIE HAMILTON	4	1	2	3	0	2	6	7	1	2	3	2	28	4	7	11	14				
ERIK HAULA	4	3	2	5	5	0	12	4	3	2	5	0	20	6	5	11	10				
NICO HISCHIER	4	1	2	3	-2	2	16	19	8	9	17	8	19	8	9	17	8				
JACK HUGHES	4	3	2	5	0	0	19	17	5	7	12	0	17	5	7	12	0				
LUKE HUGHES	1	1	1	2	1	0	2	1	1	1	2	0	1	1	1	2	0				
CURTIS LAZAR	1	0	0	0	-1	7	0	1	0	0	0	7	25	3	2	5	9				
JOHN MARINO	3	0	2	2	0	0	3	3	0	2	2	0	17	0	7	7	2				
MICHAEL MCLEOD	3	0	2	2	1	4	3	19	1	2	3	11	19	1	2	3	11				
TIMO MEIER	2	0	0	0	-2	2	9	2	0	0	0	2	11	1	5	6	8				
DAWSON MERCER	4	1	4	5	0	0	11	7	1	6	7	0	7	1	6	7	0				
ONDREJ PALAT	2	0	0	0	-2	0	3	2	0	0	0	0	20	3	6	9	12				
AKIRA SCHMID	2	0	0	0	-	0	0	2	0	0	0	0	2	0	0	0	0				
JONAS SIEGENTHALER	4	0	1	1	3	4	1	7	0	2	2	6	7	0	2	2	6				
BRENDAN SMITH	4	0	0	0	0	0	2	4	0	0	0	0	33	0	5	5	65				
VITEK VANECEK	2	0	0	0	-	0	0	2	0	0	0	0	2	0	0	0	0				

Also with career statistics vs. Capitals: COLIN MILLER (W/ NJD: --- - /23-5-2-7-8); TOMAS NOSEK (W/ NJD: --- /9-1-3-4-4); CHRIS TIERNEY (W/ NJD: --- - /17-3-5-8-2); TYLER TOFFOLI (W/ NJD: --- - /19-2-8-10-6).

GOALTENDING HISTORY vs. CAPITALS

GOALTENDER	2022-23							WITH DEVILS							CAREER						
	MIN	GA	SO	GAA	W	L	OT	MIN	GA	SO	GAA	W	L	OT	MIN	GA	SO	GAA	W	L	OT
AKIRA SCHMID	108	2	0	1.11	2	0	0	108	2	0	1.11	2	0	0	108	2	0	1.11	2	0	0
VITEK VANECEK	79	2	0	1.50	1	0	0	79	2	0	1.50	1	0	0	79	2	0	1.50	1	0	0

YEAR	HOME W-L-O/T	ROAD W-L-O/T	TOTAL W-L-O/T	GF-GA	SF-SA	PIM	PP/PK
1982-83	0-2-1	0-4-0	0-6-1	18-29	181-233	139-129	3-23/8-28
1983-84	0-3-1	0-2-1	0-5-2	13-26	139-224	165-161	5-29/8-32
1984-85	2-0-1	0-4-0	2-4-1	17-25	166-225	84-92	8-38/7-29
1985-86	1-3-0	0-3-0	1-6-0	20-32	175-216	143-110	7-34/9-43
1986-87	1-2-0	0-4-0	1-6-0	20-31	198-183	147-162	3-29/4-27
1987-88	1-3-0	1-2-0	2-5-0	22-28	180-193	96-90	5-28/5-26
1988-89	2-1-0	2-2-0	4-3-0	35-30	216-233	395-345	9-34/14-49
1989-90	2-2-0	1-2-0	3-4-0	25-27	206-227	126-114	5-26/5-32
1990-91	3-0-0	0-4-0	3-4-0	17-22	193-215	209-167	1-23/5-33
1991-92	1-3-0	1-2-0	2-5-0	25-29	200-205	146-165	2-26/6-27
1992-93	2-1-0	3-1-0	5-2-0	25-25	209-226	185-150	6-36/10-47
1993-94	1-1-0	2-1-0	3-2-0	18-15	154-142	204-180	3-27/6-26
1994-95	1-0-1	2-0-0	3-0-1	11-6	99-100	86-110	2-13/0-17
1995-96	3-0-0	2-0-0	5-0-0	14-5	141-108	103-147	3-26/1-18
1996-97	2-1-0	1-1-1	3-2-1	13-15	182-152	75-122	3-27/3-17
1997-98	2-0-0	0-2-1	2-2-1	8-10	134-125	61-69	2-18/0-13
1998-99	1-2-0	2-0-0	3-2-0	12-8	146-103	70-78	2-19/3-19
1999-00	1-1-0	0-2-0	1-3-0	11-15	141-94	37-39	2-12/3-11
2000-01	1-1-0	1-1-0	2-2-0	14-14	132-98	34-40	3-17/4-14
2001-02	1-1-0	1-1-0	2-2-0	9-13	126-84	16-30	0-13/2-6
2002-03	2-0-0	1-1-0	3-1-0	10-6	136-89	27-47	3-20/1-10
2003-04	2-0-0	0-1-1	2-1-1	8-6	152-81	39-59	4-24/2-12
2005-06	2-0-0	2-0-0	4-0-0	18-10	123-97	44-70	8-28/2-15
2006-07	1-1-0	2-0-0	3-1-0	13-10	118-126	40-42	4-15/1-13
2007-08	1-1-0	1-1-0	2-2-0	7-10	93-115	38-42	2-15/3-13
2008-09	1-1-0	1-1-0	2-2-0	13-16	137-110	30-28	3-14/6-15
2009-10	2-0-0	1-1-0	3-1-0	12-10	114-130	28-44	3-17/1-9
2010-11	1-1-0	0-2-0	1-3-0	8-15	125-99	68-67	2-14/1-13
2011-12	1-1-0	2-0-0	3-1-0	13-8	100-85	28-32	2-16/0-14
2012-13	1-0-0	1-1-0	2-1-0	7-9	94-73	32-42	2-15/5-15
2013-14	2-0-0	1-1-0	3-1-0	9-9	123-104	24-34	3-15/0-11
2014-15	0-2-0	1-1-1	1-3-1	6-17	142-137	47-41	0-12/2-15
2015-16	0-2-0	0-2-0	0-2-0	8-13	95-114	39-23	2-9/2-13
2016-17	0-2-0	1-1-0	1-3-0	6-13	94-130	69-74	1-20/3-17
2017-18	1-1-0	0-2-0	1-3-0	11-18	108-108	58-51	1-10/4-21
2018-19	1-1-0	0-2-0	1-3-0	10-13	118-110	30-44	1-17/2-14
2019-20	1-1-0	1-1-0	2-2-0	13-14	112-136	43-31	3-11/3-17
2020-21	0-3-1	0-3-1	0-6-2	19-32	107-230	25-55	1-12/5-20
2021-22	0-1-0	1-1-0	1-2-0	8-11	101-79	25-21	1-4/1-6
2022-23	1-1-0	2-0-0	3-1-0	15-13	144-113	31-33	3-12/2-10
TOTALS	48-43-8	37-60-6	85-103-14	554-657	5654-5652	3308-3374	125-814/149-780

CAPITAL ONE ARENA • WASHINGTON, D.C.
(202) 628-3200 • Fax (202) 266-2210
washingtoncaps.com




Senior Vice President & General Manager	Brian MacLellan
Assistant General Manager	Ross Mahoney
Assistant General Manager & Dir. of Legal Affairs	Don Fishman
Assistatn General Manager, Player Personnel	Chris Patrick
Head Coach	Spencer Carbery
Assistant Coaches	Scott Allen, Kirk Muller, Kenny McCudden
Goaltending Coach	Scott Murray

GoalsAlex Ovechkin, 42	PIMTom Wilson, 78
AssistsEvgeny Kuznetsov, 43	GAADarcy Kuemper, 2.87
PointsAlex Ovechkin, 75	WinsDarcy Kuemper, 22
+/-Trevor van Riemsdyk, +10	ShODarcy Kuemper, 5



CARBERY

Leading Scorer vs. NJ.....	Alex Ovechkin, 38g-40a-78pts
Leading Scorer vs. Wsh.....	Patrik Elias, 22g-36a-58pts
Last Trade.....	Devils acquired Vitek Vaneczek & a 2022 2nd-round draft pick in exchange for a 2022 2nd-round & 3rd-round pick
Stanley Cups.....	1 (last time 2017-18)
2023-2024 Schedule vs. Wsh.....	Oct. 25 @ NJD, Nov. 10 @ NJD, Jan. 3 @ WSH, Feb. 20 @ WSH



OVECHKIN

PLAYER	GP	2022-23					CAREER					
		G	A	PTS	+/-	PIM	S	GP	G	A	PTS	PIM
ALEXANDER ALEXEYEV	2	0	0	0	0	0	2	2	0	0	0	0
NICOLAS AUBE-KUBEL	2	0	0	0	0	0	2	11	0	2	2	2
NICKLAS BACKSTROM	2	0	1	1	0	0	2	61	18	41	59	16
JOHN CARLSON	3	1	1	2	-4	2	10	53	9	32	41	32
NIC DOWD	3	1	0	1	1	0	2	22	3	3	6	4
MARTIN FEHEVARY	3	0	0	0	2	0	7	5	0	0	0	0
VINCENT IORIO	1	0	0	0	-1	0	0	1	0	0	0	0
NICK JENSEN	3	1	2	3	1	0	3	27	2	5	7	24
DARCY KUEMPER	2	0	0	0	-	0	0	9	0	0	0	2
EVGENY KUZNETSOV	4	0	0	0	1	4	5	39	10	20	30	14
CHARLIE LINDGREN	2	0	0	0	-	0	0	4	0	0	0	0
ANTHONY MANTHA	3	0	1	1	-1	0	3	16	3	7	10	0
SONNY MILANO	3	0	2	2	1	2	4	7	0	3	3	6
T.J. OSHIE	3	0	1	1	0	2	2	33	8	7	15	8
ALEX OVECHKIN	4	1	1	2	-5	4	19	72	38	40	78	26
ALIAKSEI PROTAS	3	1	1	2	1	2	4	3	1	1	2	2
RASMUS SANDIN	2	1	0	1	2	9	5	7	1	2	3	9
JOE SNIVELY	1	1	0	1	0	0	1	1	0	1	1	0
DYLAN STROME	4	1	4	5	-2	0	7	10	2	7	9	2
TREVOR VAN RIEMSDYK	3	1	0	1	1	0	5	17	1	4	5	0
TOM WILSON	2	1	0	1	1	2	6	38	6	14	20	65

Also with career statistics vs. Devils: MAX PACIORETTY (32-15-8-23-14).

GOALTENDER	2022-23							CAREER						
	MIN	GA	SO	GAA	W	L	OT	MIN	GA	SO	GAA	W	L	OT
DARCY KUEMPER	129	7	0	3.24	0	0	2	533	24	0	2.70	0	5	4
CHARLIE LINDGREN	119	8	0	4.02	1	1	0	243	18	0	2.74	2	2	0



ALL-TIME RECORD

	GP	W	L	O/T	OTL	PTS	GF	GA
DEVILS	69	34	24	3	8	79	193	175
at New Jersey	35	17	11	1	6	41	95	81
at Winnipeg/Atl.	34	17	13	2	2	38	98	94

2022-23 SUMMARY

	GP	W	L	OT	PTS	GF	GA	SF	SA	PIM	PP	SHG
NEW JERSEY	2	1	1	0	2	5	8	61	52	12	1-5, 20%	0
WINNIPEG	2	1	1	0	2	8	5	52	61	10	1-6, 16.7%	0

DATE	GAME#	RES	SCORE	LOCATION	GOALTENDERS	W/D GOAL
2/19/23	56	W	4-2	@ DEVILS	BLACKWOOD/Hellebuyck	WOOD
4/2/23	77	L	1-6	@ Winnipeg	VANECEK/BLACKWOOD/Hellebuyck	Niederreiter

*BLACKWOOD replaced VANECEK for start of 3rd period.

INDIVIDUAL SCORING vs. JETS/THRASHERS

PLAYER	2022-23							WITH DEVILS					CAREER				
	GP	G	A	PTS	+/-	PIM	S	GP	G	A	PTS	PIM	GP	G	A	PTS	PIM
KEVIN BAHL	1	0	0	0	0	0	0	1	0	0	0	0	1	0	0	0	0
JESPER BRATT	2	0	1	1	0	0	3	9	0	8	8	0	9	0	8	8	0
DOUGIE HAMILTON	2	0	1	1	0	0	4	4	0	2	2	4	23	3	13	16	12
ERIK HAULA	2	0	2	2	-1	2	6	2	0	2	2	2	22	4	5	9	8
NICO HISCHIER	2	1	1	2	1	0	9	9	4	4	8	0	9	4	4	8	0
JACK HUGHES	2	0	1	1	-1	0	7	6	2	1	3	0	6	2	1	3	0
JOHN MARINO	2	0	0	0	0	0	2	2	0	0	0	0	6	0	1	1	2
MICHAEL MCLEOD	2	0	1	1	-1	0	0	4	0	1	1	2	4	0	1	1	2
TIMO MEIER	1	0	0	0	-1	2	2	1	0	0	0	2	14	4	4	8	8
DAWSON MERCER	2	2	0	2	1	0	4	4	2	0	2	0	4	2	0	2	0
ONDREJ PALAT	2	0	0	0	-1	0	1	2	0	0	0	0	18	5	10	15	6
JONAS SIEGENTHALER	2	0	0	0	-2	2	3	4	0	0	0	4	5	0	0	0	4
BRENDAN SMITH	1	0	0	0	1	2	0	1	0	0	0	2	10	1	2	3	14
VITEK VANECEK	1	0	0	0	-	0	0	1	0	0	0	0	3	0	0	0	0

Also with career statistics vs. Jets/Thrashers: COLIN MILLER (W/ NJD- - - - -/8-1-2-3-12); TOMAS NOSEK (W/ NJD - - - - -/12-2-3-5-2); CHRIS TIERNEY (W/ NJD - - - - -/28-5-7-12-12); TYLER TOFFOLI (W/ NJD- - - - -/31-12-10-22-4).

GOALTENDING HISTORY vs. JETS/THRASHERS

GOALTENDER	2022-23							WITH DEVILS							CAREER						
	MIN	GA	SO	GAA	W	L	OT	MIN	GA	SO	GAA	W	L	OT	MIN	GA	SO	GAA	W	L	OT
MACKENZIE BLACKWOOD	79	4	0	3.00	1	0	0	79	4	0	3.00	1	0	0	79	4	0	3.00	1	0	0
AKIRA SCHMID	-	-	-	-	-	-	-	-	-	-	-	-	-	-	-	-	-	-	-	-	-
VITEK VANECEK	40	4	0	6.00	0	1	0	40	4	0	6.00	0	1	0	160	9	0	3.37	2	1	0

YEAR	HOME W-L-O/T	ROAD W-L-O/T	TOTAL W-L-O/T	GF-GA	SF-SA	PIM	PP/PK
1999-00	2-0-0	2-0-0	4-0-0	24-2	142-80	67-95	5-16/0-7
2000-01	2-0-0	1-0-1	3-0-1	14-7	149-104	32-26	4-13/2-16
2001-02	1-0-1	1-1-0	2-1-1	11-10	139-82	51-49	3-17/2-13
2002-03	0-2-0	1-0-1	1-2-1	7-9	124-82	60-68	1-18/2-13
2003-04	1-1-0	2-0-0	3-1-0	13-5	121-82	80-99	6-25/1-16
2005-06	0-1-1	0-1-1	0-2-2	10-14	131-114	70-68	3-27/5-23
2006-07	1-0-1	0-1-1	1-1-2	11-15	146-124	41-43	7-18/3-17
2007-08	1-0-1	2-0-0	3-0-1	15-11	131-96	29-45	5-18/3-10
2008-09	1-1-0	2-0-0	3-1-0	12-6	127-101	67-91	3-21/1-19
2009-10	1-1-0	2-0-0	3-1-0	13-10	125-90	43-41	2-12/3-8
2010-11	2-0-0	1-1-0	3-1-0	11-12	109-97	30-38	4-13/1-9
2011-12	2-0-0	1-1-0	3-1-0	12-8	98-87	33-41	2-12/0-8
2012-13	1-1-0	0-1-0	1-2-0	6-9	76-73	19-19	0-6/1-6
2013-14	0-1-0	0-1-0	0-2-0	1-6	50-57	12-16	0-7/0-5
2014-15	1-0-0	0-1-0	1-1-0	3-4	50-59	14-6	1-3/0-7
2015-16	0-1-0	1-0-0	1-1-0	4-4	37-53	10-12	2-6/2-5
2016-17	0-1-0	0-1-1	5-7-0	48-65	16-18	10-12	0-8/0-8
2017-18	0-1-0	0-1-0	0-2-0	4-8	79-58	2-12	0-6/0-1
2018-19	0-0-1	0-1-0	0-1-1	5-8	75-66	10-18	1-6/0-2
2019-20	0-0-1	1-0-0	1-0-1	5-5	71-63	6-10	0-5/0-3
2020-21	DID NOT PLAY						
2021-22	0-1-0	0-1-0	0-2-0	5-10	71-70	12-10	2-5/1-6
2022-23	1-0-0	0-1-0	1-1-0	5-8	61-52	12-10	1-5/1-6
TOTALS	17-11-7	17-13-4	34-24-11	193-175	2160-1755	712-835	52-267/28-208



WINNIPEG JETS

MTS CENTRE • WINNIPEG, MAN.
(204) 987-7825 • Fax (204) 926-5555
winnipegjets.com

Executive Vice President & General Manager Kevin Cheveldayoff
Senior VP, Director of Hockey Ops.
& Assistant General Manager Craig Heisinger
Assistant General Manager Larry Simmons
Head Coach Rick Bowness
Associate Coach Scott Arniel
Assistant Coaches Brad Lauer, Marty Johnston, Wade Flaherty

2022-23 LEADERS


Goals Mark Scheifele, 42 **PIM** Pierre-Luc Dubois, 77
Assists Josh Morrissey, 49 **GAA** Connor Hellebuyck, 2.49
Points Kyle Connor, 80 **Wins** Connor Hellebuyck, 37
+/- Nate Schmidt, +15 **ShO** Connor Hellebuyck, 4

OTHER INFORMATION

Leading Scorer vs. NJ Ilya Kovalchuk, 15g-9a-24pts
Leading Scorer vs. Wpg./Atl. Patrik Elias, 20g-23a-43pts
Last Trade Devils obtained Alexei Ponikarovsky for
#7 2013 Draft Pick (Brenden Kichton),
#4 2014 Draft Pick (Nelson Nogier) (02/13/13)
Stanley Cups None
2023-2024 Schedule vs. Wpg. Nov. 14 @ WPG & Mar. 21 @ NJD



BOWNESS



HELLEBUYCK

INDIVIDUAL SCORING vs. DEVILS

PLAYER	GP	2022-23					PIM	S	GP	CAREER			
		G	A	PTS	+/-					G	A	PTS	PIM
MASON APPLETON	2	0	0	0	2	0	1	5	0	1	1	0	
MORGAN BARRON	2	1	0	1	1	2	4	3	1	0	1	2	
KYLE CONNOR	2	1	0	1	0	0	5	11	3	3	6	2	
DYLAN DEMELO	2	0	1	1	-1	2	6	10	0	3	3	8	
BRENDEN DILLON	2	0	1	1	2	2	1	25	1	11	12	17	
NIKOLAJ EHLERS	2	2	0	2	0	0	7	14	7	7	14	0	
CONNOR HELLEBUYCK	2	0	0	0	-	0	0	10	0	0	0	0	
ADAM LOWRY	2	0	0	0	0	0	3	14	1	2	3	0	
JOSH MORRISSEY	2	0	2	2	0	0	3	12	2	3	5	10	
VLADISLAV NAMESTNIKOV	1	0	1	1	2	0	1	21	3	7	10	10	
NINO NIEDERREITER	1	1	0	1	1	0	2	25	6	9	15	12	
COLE PERFETTI	1	1	0	1	0	0	2	1	1	0	1	0	
NEAL PIONK	2	1	1	2	2	0	5	11	2	5	7	0	
DYLAN SAMBERG	2	0	0	0	0	2	1	2	0	0	0	2	
MARK SCHEIFELE	2	0	3	3	3	2	4	16	11	12	23	4	
NATE SCHMIDT	2	0	1	1	1	0	2	19	0	3	3	0	

Also with career statistics vs. Devils: LAURENT BROSSOIT (3GP-2-0-0); DAVID GUSTAFSSON (1-0-0-0-0); ALEX IAFOLLO (10-2-1-3-2); KYLE CAPOBIANCO (2-0-0-0-2); VILLE HEINOLA (1-0-1-1-0).

GOALTENDING HISTORY vs. DEVILS

GOALTENDER	MIN	2022-23					MIN	GA	CAREER				
		GA	SO	GAA	W	L OT			SO	GAA	W	L OT	
CONNOR HELLEBUYCK	119	4	0	2.01	1	1 0	606	23	0	2.27	7	2 1	

NATIONAL HOCKEY LEAGUE

New York
1 Manhattan West, 395 Ninth Ave.
New York, NY 10036
212-789-2000 | F: 212-789-2020

Toronto
50 Bay Street
11th Floor
Toronto, Ontario, M5J 2X8
416-359-7900 | F: 416-981-2779

Montréal
1800 McGill College Avenue
Suite 2600
Montréal, Québec, H3A 3J6
514-841-9220

NHL Directory Executives

Commissioner Gary B. Bettman
Deputy Commissioner William Daly
Senior Executive Vice President of Hockey Operations Colin Campbell

NHL Communications • @PR_NHL

Senior Executive Vice President Gary Meagher
Senior Vice President John Dellapina
Vice President, Corporate Communications Jennifer Neziol
Senior Director Greg Inglis
Senior Director Brad Klein
Director Julie Young
Senior Manager Jasmine Ghafour
Senior Manager Josh Bernstein

Statistics & Information • #NHLStats

Vice President Russ Levine
Senior Manager Trevor Bjergso
Graphic Designer Mitch Donais
Senior Manager, In-Game Communications Nick Carafa
Director Brendon Crossman
Senior Manager Stuart McComish
Senior Manager Scott Rodgers

Event Communications & Player Development • nhleventcommunications@nhl.com

Executive Vice President Jamey Horan
Vice President Chris Wojcik
Director David Keon
Director Jeff Day
Manager Sam Gilbert
Coordinator Emily Campbell
Assistant Chloe Bleyer

NHL Social • social@nhl.com

Vice President, Social Media Sean Dennison
Senior Manager, Social Media Content Chris Ackroyd
Manager, Social Content & Community Management Kevin Baumer
Coordinator, In-Game Social Media Cat MacPhail

The National Hockey League is committed to promoting more sustainable business practices with member clubs, players, fans, partners and employees, so that all can be more responsible stewards of the planet by reducing the use of resources and reusing or recycling equipment and materials. For more information on NHL Green, visit www.nhl.com/green.

BLOWING THE WHISTLE

Senior Vice President & Director of Officiating: Stephen Walkom

REFEREES

Name	Number	Name	Number
Beach, Cody*	45	MacPhee, Morgan*	43
Blandina, Brandon	39	Markovic, Michael	31
Brace, Riley*	49	McCauley, Wes	4
Brenk, Jake	26	McIsaac, Jon	2
Charron, Francis	6	Nicholson, Kendrick	30
Chmielewski, Tom	18	O'Rourke, Dan	9
Dunning, Mitch	20	Pochmara, Brian	16
Dwyer, Gord	19	Pollock, Kevin	33
Furlatt, Eric	27	Rank, Garrett	7
Halkidis, Beau	48	Rehman, Kyle	10
Hamilton, Graedy*	41	Rooney, Chris	5
Hanson, Trevor	14	Samuels-Thomas, J	42
Hebert, Ghislain	22	Sandlak, Carter	29
Hebert, Jean	15	Schlenker, Chris	3
Hiff, Stephen*	46	Schrader, Brandon	34
Kea, Justin*	44	Skiliter, Graham	24
Kozari, Steve	40	South, Furman	13
Lambert, Pierre	37	St-Laurent, Francois	8
L'Ecuier, Frederick	17	St. Pierre, Justin	12
Lee, Chris	28	Sullivan, Michael*	47
Luxmore, T.J	21	Sutherland, Kelly	11
MacDougall, Peter	38	Syvret, Corey	23

LINESPERSONS

Name	Number	Name	Number
Alphonso, Shandor	52	Knorr, Trent	74
Apperson, Caleb	77	Kovachik, Brad	71
Baker, Tyson	88	MacPherson, Matt	83
Barton, Steve	59	Mahon, Joe	89
Berg, Devin	87	Marquis, Jesse	86
Brisebois, David	96	McNamara, Kilian	93
Cherrey, Scott	50	Mills, Bevan	53
Cormier, Michel	76	Murchison, Kiel	79
Daisy, Ryan	81	Murray, C.J	68
Deschamps, Jonath	80	Murray, Jonny	95
Flemington, Kyle	55	Nansen, Derek	70
Fournier, Julien	56	O'Quinn, Ben	91
Galloway, Ryan	82	Pancich, Bryan	94
Gawryletz, Brandon	64	Shewchuk, Mark	92
Gawryletz, Travis	67	Smith, Andrew	51
Gibbons, Ryan	58	Suchanek, Libor	60
Grillo, Brandon*	75	Tobias, James	61
Hughes, Tommy	65	Toomey, Travis	90
Hunt, Mitchell*	62		
Jackson, Ryan*	84		
Johnson, Justin*	57		
Kelly, Dan	98		

* minor league officials



2023-24 NEW JERSEY DEVILS

RECORDS SECTION



Prudential Center

YEAR-BY-YEAR											
SEASON	GP	W	L	O/T	PTS	PCT	GF	GA	FINISH		
1982-83	80	17	49	14	48	.300	230	338			
1983-84	80	17	56	7	41	.256	231	350			
1984-85	80	22	48	10	54	.338	264	346			
1985-86	80	28	49	3	59	.369	300	374			
1986-87	80	29	45	6	64	.400	293	368			
1987-88	80	38	36	6	82	.513	295	296			
1988-89	80	27	41	12	66	.413	281	325			
1989-90	80	37	34	9	83	.519	295	288			
1990-91	80	32	33	15	79	.494	272	254			
1991-92	80	38	31	11	87	.544	289	259			
1992-93	84	40	37	7	87	.518	308	299			
1993-94	84	47	25	12	106	.631	306	220			
1994-95	84	48	18	12	52	.542	136	121			
1995-96	82	22	52	12	54	.274	215	202			
1996-97	82	45	33	14	104	.654	231	182			
1997-98	82	48	23	11	107	.652	225	166			
1998-99	82	47	24	11	105	.640	248	196			
1999-00	82	45	24	13	103	.628	251	203			
2000-01	82	48	19	15	111	.677	293	195			
2001-02	82	41	28	9	95	.579	205	187			
2002-03	82	46	20	10	108	.659	216	166			
2003-04	82	43	25	12	100	.610	213	164			
2004-05	82	40	26	16	101	.616	246	201			
2005-06	82	49	24	9	107	.657	246	201			
2006-07	82	46	29	7	99	.604	206	197			
2007-08	82	51	27	4	106	.646	244	209			
2008-09	82	48	27	7	103	.628	222	191			
2009-10	82	38	49	5	81	.494	174	191			
2010-11	82	48	28	6	102	.622	228	209			
2011-12	82	19	19	10	48	.500	112	129			
2012-13	82	35	29	18	88	.537	197	208			
2013-14	82	32	36	14	78	.476	181	214			
2014-15	82	32	32	18	84	.512	184	208			
2015-16	82	28	40	14	70	.427	183	244			
2016-17	82	44	29	9	97	.591	248	244			
2017-18	82	31	41	10	72	.439	222	275			
2018-19	82	28	29	17	73	.453	224	248			
2019-20	82	19	30	4	45	.402	145	194			
2020-21	82	27	46	9	63	.384	284	307			
2021-22	82	52	22	8	112	.683	289	222			
2022-23	82	52	22	8	112	.683	289	222			
TOTAL:	3157	1473	1279	219	186	.531	9248	9342			

HOME/AWAY															
HOME						AWAY									
SEASON	GP	W	L	O/T	PTS	GF	GA	GP	W	L	O/T	PTS	GF	GA	
1982-83	40	11	20	9	31	124	156	40	6	29	5	17	106	182	
1983-84	40	10	28	-	22	134	167	40	7	28	5	19	117	183	
1984-85	40	13	21	6	33	138	168	40	9	27	4	23	126	188	
1985-86	40	17	21	2	36	156	170	40	11	28	1	23	144	204	
1986-87	40	20	17	3	43	155	164	40	9	28	3	21	138	204	
1987-88	40	23	16	1	47	151	132	40	15	20	5	35	144	164	
1988-89	40	17	18	5	39	143	149	40	10	23	7	27	138	176	
1989-90	40	22	15	3	47	140	123	40	15	19	6	36	155	165	
1990-91	40	23	10	7	53	147	115	40	9	23	8	26	125	149	
1991-92	40	24	12	4	52	155	115	40	14	19	7	33	134	144	
1992-93	42	24 ¹	1	4	62	165	131	42	16	23 ³	3	35	143	168	
1993-94	42	29 ¹	1	1	60	160	99	42	18	14	1	46	146	121	
1994-95	42	14	4	6	34	78	50	42	8	14	2	18	58	71	
1995-96	41	22	17	3	46	120	94	41	15	16	10	40	95	108	
1996-97	41	23	9	9	55	119	85	41	22	14	5	49	112	97	
1997-98	41	29	10	2	60	131	86	41	19	13	9	49	94	80	
1998-99	41	19	14	8	46	123	102	41	28	10	3	59	125	94	
1999-00	41	28	9	3	60	133	92	41	17	15	5	43	118	111	
2000-01	41	24	11	6	54	145	92	41	24	8	6	57	150	103	
2001-02	41	22	13	6	50	112	88	41	19	15	7	45	93	99	
2002-03	41	25	11	5	52	121	85	41	21	9	7	44	53	95	
2003-04	41	22	13	5	50	107	87	41	21	12	7	50	106	77	
2005-06	41	27	11	3	57	125	105	41	19	16	6	44	117	124	
2006-07	41	25	10	6	56	107	99	41	24	14	3	51	109	102	
2007-08	41	25	14	2	57	110	95	41	21	15	5	47	96	102	
2008-09	41	28	12	1	59	137	98	41	23	11	7	49	107	111	
2009-10	41	27	10	4	58	124	89	41	21	17	3	45	98	102	
2010-11	41	22	16	3	47	94	101	41	16	23	2	34	80	108	
2011-12	41	24	13	5	52	119	106	41	24	15	2	50	109	103	
2012-13	24	13	9	2	28	66	59	24	6	10	20	30	46	70	
2013-14	41	21	11	9	51	105	92	41	14	18	9	37	92	116	
2014-15	41	19	14	8	46	91	90	41	13	22	6	32	90	126	
2015-16	41	19	17	5	43	92	101	41	19	19	3	41	92	107	
2016-17	41	16	17	8	40	94	120	41	12	23	6	30	89	124	
2017-18	41	23	14	4	50	123	114	41	17	15	9	47	125	109	
2018-19	41	20	14	7	47	117	112	41	11	27	0	25	102	159	
2019-20	34	13	11	10	36	100	108	35	15	18	2	32	85	116	
2020-21	28	7	18	3	17	65	96	28	12	12	4	28	80	93	
2021-22	41	16	20	5	32	124	140	41	11	26	4	26	121	162	
2022-23	41	24	13	4	52	137	105	41	28	9	4	61	152	117	
TOTALS	1578	830	558	94	90	1850	4824	1579	643	721	123	92	1501	4242	5004

DIVISIONAL																
OWN DIVISION						OTHER DIVISIONS										
SEASON	GP	W	L	O/T	OTL	PTS	GF	GA	GP	W	L	O/T	OTL	PTS	GF	GA
1982-83	35	4	22			21	96	146	45	9	27	9		27	134	192
1983-84	35	14	28			31	118	143	45	13	28	4		30	146	197
1984-85	35	10	24			31	127	144	45	8	30	7		23	137	202
1985-86	35	10	24			31	118	160	45	18	25	2		38	182	214
1986-87	35	13	21	1		27	133	171	45	16	24	5		37	160	197
1987-88	35	12	19	4		40	141	124	45	16	24	4		37	160	197
1988-89	35	12	19	4		28	130	151	45	15	22	8		38	151	174
1989-90	35	18	12	5		41	140	118	45	19	22	4		42	155	170
1990-91	35	13	16	6		32	117	126	45	19	17	9		47	155	138
1991-92	35	14	16	5		33	120	126	45	24	16	5		54	169	133
1992-93	35	17	11	7		38	125	141	45	22	20	6		47	183	133
1993-94	31	17	11	3		37	101	91	53	30	14	9		69	205	129
1994-95	24	12	8	4		28	72	55	24	10	10	4		24	64	66
1995-96	32	19	10	3		41	90	70	50	18	23	9		45	125	132
1996-97	32	14	17	7		34	77	77	50	31	11	8		70	132	106
1997-98	32	21	6	5		47	101	64	50	27	17	6		60	124	102
1998-99	20	15	4	1		31	71	55	62	32	20	10		74	177	141
1999-00	20	13	5	2		28	67	46	62	32	19	6		75	184	157
2000-01	20	10	7	3		23	65	47	62	41	14	5		62	189	230
2001-02	20	10	7	3		23	51	54	62	31	21	7		79	154	133
2002-03	20	13	2	1		31	61	35	62	33	18	5		77	155	131
2003-04	24	14	9	1		38	68	58	29	10	1			69	145	119
2005-06	32	16	12	4		36	84	83	50	20	15	5		65	158	146

DIVISIONAL (cont.)

SEASON	OWN DIVISION						OTHER DIVISIONS						
	GP	W	L	OT	OTL	PTS	GP	W	L	OT	OTL	PTS	
2006-07	32	23	6	3	-	49	90	50	26	14	6	-	58
2007-08	32	13	15	4	-	30	70	67	30	33	18	3	69
2008-09	24	13	11	1	-	27	63	69	17	5	-	-	61
2009-10	24	14	8	2	-	30	73	53	58	34	19	5	-
2010-11	24	11	12	1	-	23	46	57	27	4	-	-	58
2011-12	24	13	11	0	-	26	56	57	58	35	17	6	-
2012-13	18	10	6	2	-	22	44	42	30	19	13	8	-
2013-14	30	16	9	5	-	37	79	71	52	20	13	7	-
2014-15	30	10	13	7	-	27	60	85	52	22	23	7	-
2015-16	30	11	16	3	-	25	51	57	52	27	5	-	59
2016-17	30	11	16	3	-	25	71	92	52	17	24	11	-
2017-18	28	16	10	2	-	34	87	89	54	28	19	7	-
2018-19	28	9	16	3	-	21	65	82	54	22	25	7	-
2019-20	28	9	16	3	-	21	65	82	54	22	25	7	-
2020-21	Same as overall record						21	79	80	56	18	32	6
2021-22	26	18	6	2	-	36	99	67	56	34	16	6	-
2022-23	26	18	6	2	-	36	99	67	56	34	16	6	-
TOTALS	1100	511	464	122	-	1145	3274	3355	1932	915	756	261	-

MONTH-BY-MONTH

Season	October	November	December	January	February	March	April
1982-83	3-6-3=9	1-10-4=6	3-9-0=6	4-6-4=12	1-8-2=4	4-10-0=8	1-0-1=3
1983-84	1-10-0=2	2-10-0=4	4-2-2=10	3-7-3=9	3-9-1=7	4-10-1=9	0-1-0=1
1984-85	3-6-0=6	4-2-0=10	5-8-2=12	3-9-1=7	3-9-1=7	4-10-1=9	0-3-1=1
1985-86	4-6-1=9	5-7-2=12	4-10-0=8	2-11-1=5	6-5-3=13	2-10-0=4	1-1-0=2
1986-87	6-4-0=12	5-8-2=12	5-8-1=11	5-9-2=12	3-6-0=6	5-10-1=11	0-3-0=0
1987-88	7-3-0=14	6-6-3=15	5-8-1=11	5-8-1=11	5-8-0=10	8-4-1=17	2-0-0=4
1988-89	4-6-1=9	4-4-3=11	5-7-3=13	5-6-2=12	3-6-3=9	9-9-0=10	1-1-0=2
1989-90	6-5-1=13	5-8-2=12	7-8-1=15	6-5-1=13	6-5-1=13	11-4-0=22	0-0-1=1
1990-91	8-4-1=17	6-5-2=12	6-5-1=13	6-5-1=13	5-6-1=11	5-6-4=14	---
1991-92	8-5-0=16	6-5-1=13	4-4-5=13	7-2-1=15	8-5-2=18	7-7-1=15	1-2-0=2
1992-93	7-5-0=14	7-5-0=14	6-6-1=13	6-6-1=13	7-4-1=15	7-7-1=15	2-4-1=5
1993-94	8-2-0=16	7-4-2=16	6-6-2=14	6-4-2=14	6-4-3=15	12-1-2=26	2-4-1=5
1994-95	---	---	---	---	1-3-1=3	7-6-2=16	8-5-2=18*
1995-96	6-4-0=12	5-6-3=13	4-9-1=9	7-3-1=15	5-3-3=13	4-4-4=18	3-4-0=6
1996-97	4-5-1=9	8-0-0=16	8-3-2=18	4-4-4=12	7-1-5=9	10-3-1=21	4-2-1=9
1997-98	7-4-0=14	10-4-0=20	8-3-2=18	6-5-4=16	6-0-0=12	8-3-3=19	3-4-2=8
1998-99	5-4-0=10	8-2-1=17	8-2-3=19	6-6-1=13	6-5-3=13	7-2-3=17	7-2-0=14
1999-00	6-4-1=14	8-2-2=13	10-4-1=21	10-3-1=23	7-4-2=17	5-6-1=11	2-2-0=4
2000-01	6-2-2=14	6-6-1=13	8-3-3=19	7-4-3=19	4-5-3=12	13-2-0=26	3-0-0=6
2001-02	5-4-0=11	4-2-2=11	7-4-3=17	7-7-2=17	3-2-2=8	9-6-0=19	6-1-0=12
2002-03	6-2-0=12	7-5-1=16	7-6-1=17	11-3-1=24	6-4-3=15	8-6-5=22=19	1-1-2=5
2003-04	4-3-2=10	8-2-2=13	7-4-2=17	8-6-2=18	6-5-3=13	9-6-1=20	1-1-0=2
2005-06	6-5-0=12	6-2-2=14	4-8-3=11	10-2-1=21	4-2-0=8	5-5-3=17	9-0-0=18
2006-07	6-4-1=13	6-5-1=13	10-4-1=21	8-2-3=19	10-3-0=20	6-6-2=14	3-0-1=7
2007-08	4-6-1=9	9-4-1=19	8-4-1=17	7-5-0=14	9-3-3=21	6-6-1=13	3-1-0=6
2008-09	5-2-2=12	9-0-0=14	9-4-1=19	11-3-0=22	10-4-0=16	7-6-1=15	7-2-0=14
2009-10	8-4-0=16	9-5-1=19	11-4-0=22	7-7-1=15	2-4-1=5	5-3-3=17	4-1-1=9
2010-11	3-8-1=7	5-6-1=11	2-11-0=4	6-5-1=13	11-1-1=23	8-5-1=17	3-3-0=6
2011-12	4-4-1=9	8-6-0=16	9-5-0=18	6-4-2=14	8-4-1=17	10-5-2=22	3-0-0=6
2012-13	---	---	---	---	7-6-1=15	5-5-5=15	4-8-1=9
2013-14	3-5-4=10	8-6-1=17	6-5-3=15	6-5-4=16	2-1-1=5	7-6-2=16	3-1-3=9
2014-15	5-3-2=12	4-2-0=10	4-8-3=11	6-3-2=14	7-5-1=15	5-6-3=13	1-3-1=3
2015-16	6-4-1=13	6-5-1=13	7-5-3=17	6-6-0=12	5-6-2=12	7-7-1=15	1-3-0=2
2016-17	4-2-2=10	6-6-3=15	4-9-1=9	7-5-2=16	4-4-4=11	2-11-2=6	1-4-0=2
2017-18	6-2-0=16	6-4-4=16	8-4-2=18	3-6-2=8	6-6-0=16	8-6-1=17	2-1-0=6
2018-19	6-3-1=11	4-8-1=11	6-3-1=9	4-7-0=8	7-7-1=13	4-9-2=10	4-1-1=9
2019-20	2-5-3=7	7-7-1=15	5-7-2=12	4-5-2=10	7-3-4=18	3-2-0=6	---
2020-21	---	---	---	---	4-3-1	3-5-0	6-8-3
2021-22	4-2-1=9	5-5-3=13	3-8-1=7	3-9-0=6	4-5-0=8	9-9-0=10	3-8-4=10
2022-23	6-3-0=12	9-1-0=26	4-7-3=11	9-9-2=20	8-5-3=19	5-9-0=10	5-2-0=10

*Includes 0-1-0=0 in May (May 2021/3-3-0).

QUARTER-BY-QUARTER

Season	1st Quarter	2nd Quarter	3rd Quarter	4th Quarter
1982-83	3-11-6=12	5-14-1=11	3-12-5=11	6-12-2=14
1983-84	2-18-0=4	6-12-2=14	5-12-3=13	4-14-2=10
1984-85	6-12-2=14	7-11-2=16	5-11-4=14	4-14-2=10
1985-86	9-10-1=19	5-15-0=10	9-12-1=19	9-11-0=18
1986-87	10-8-2=22	6-13-1=13	8-10-2=18	5-14-1=11
1987-88	12-6-2=26	6-11-3=15	8-12-0=16	12-7-1=25
1988-89	8-9-3=19	6-10-4=16	10-10-3=17	6-12-2=14
1989-90	8-9-3=19	10-9-1=21	7-10-3=17	12-6-2=26
1990-91	10-9-1=21	9-4-7=25	6-11-3=15	7-9-4=18
1991-92	11-9-0=22	9-5-6=24	12-6-2=26	6-11-3=15
1992-93	11-10-0=22	1-17-3=25	10-9-2=25	8-11-2=18
1993-94	15-9-1=31	9-9-3=21	10-6-5=25	13-5-3=29
1994-95	5-5-2=12	4-6-2=10	7-2-3=17	6-5-1=13
1995-96	10-8-2=22	8-11-2=18	10-6-4=24	9-8-4=22
1996-97	11-8-1=23	10-7-4=24	10-3-7=27	14-5-2=30
1997-98	15-5-0=30	11-8-2=24	9-5-5=29	10-7-4=24
1998-99	12-7-1=25	11-8-2=24	11-8-2=24	12-6-2=26
1999-00	11-6-3=26	13-6-2=29	12-6-2=29	9-11-1=19
2000-01	9-8-3=21	13-3-5=31	7-9-4=21	19-2-0=38
2001-02	8-10-2=20	10-8-3=23	9-7-4=23	14-7-0=29
2002-03	12-7-1=25	9-8-4=23	11-9-1=30	11-9-1=24
2003-04	12-5-5=29	9-8-4=23	11-9-1=30	11-9-1=24
2005-06	9-9-2=20	9-9-3=21	14-4-2=30	14-5-2=30
2006-07	12-7-1=25	12-6-3=27	14-4-2=30	11-7-3=25
2007-08	8-10-2=18	15-5-1=27	12-6-2=26	12-8-2=24
2008-09	11-7-2=24	10-6-5=25	10-6-5=25	12-8-2=24
2009-10	14-5-1=29	16-5-0=32	7-11-2=16	11-6-4=26
2010-11	5-13-2=12	5-16-0=10	16-2-2=32	12-8-1=25
2011-12	11-8-1=23	12-8-1=25	12-6-2=26	13-6-2=28
2012-13	9-1-3=19	3-9-2=8	4-4-12	4-7-1=9
2013-14	3-8-5=19	10-8-3=23	9-6-5=23	9-5-2=3
2014-15	9-9-2=20	5-11-5=15	11-7-2=24	7-9-5=19
2015-16	11-8-1=23	9-8-4=22	10-8-2=22	8-12-1=17
2016-17	10-6-4=24	6-11-4=16	9-8-3=21	3-15-3=9
2017-18	12-5-3=27	10-6-5=25	11-10-0=18	13-7-1=27
2018-19	9-9-3=21	7-9-4=18	8-12-1=17	7-11-2=16
2019-20	7-9-4=18	8-10-2=18	8-8-4=20	5-2-2=12
2020-21	6-6-2	4-8-2	4-8-2	5-8-1
2021-22	9-8-4=22	0-14-1=13	6-13-0=16	4-11-1=12
2022-23	16-4-0=32	9-8-3=21	15-3-2=32	12-7-3=27

*Finish includes division/conference rank.

* Home/Away records include neutral site games.

DEVILS (1982-2022)

GAMES PLAYED

1. Ken Daneyko.....	1283
2. Martin Brodeur.....	1259
3. Patrik Elias.....	1240
4. Travis Zajac.....	1024
5. Scott Stevens.....	956
6. John MacLean.....	934
7. Andy Greene.....	933
8. Scott Niedermayer.....	892
9. Jay Pandolfo.....	819
10. Bobby Holik.....	786

GOALS

1. Patrik Elias.....	408
2. John MacLean.....	347
3. Bobby Holik.....	202
4. Travis Zajac.....	202
5. Zach Parise.....	194
6. Kirk Muller.....	185
7. Pat Verbeek.....	170
8. Petr Sykora.....	166
9. Brian Gionta.....	152
10. Randy McKay.....	151

ASSISTS

1. Patrik Elias.....	617
2. Scott Niedermayer.....	364
3. Scott Gomez.....	361
4. John MacLean.....	354
5. Travis Zajac.....	348
6. Scott Stevens.....	337
7. Kirk Muller.....	335
8. Bruce Driver.....	316
9. Aaron Broten.....	283
10. Bobby Holik.....	270

POINTS

1. Patrik Elias.....	1025
2. John MacLean.....	701
3. Travis Zajac.....	550
4. Kirk Muller.....	520
5. Scott Gomez.....	484
6. Scott Niedermayer.....	476
7. Bobby Holik.....	472
8. Aaron Broten.....	430
9. Scott Stevens.....	430
10. Zach Parise.....	410

PENALTY MINUTES

1. Ken Daneyko.....	2516
2. Randy McKay.....	1418
3. John MacLean.....	1168
4. Scott Stevens.....	1007
5. Pat Verbeek.....	943
6. Joe Cirella.....	886
7. Bobby Holik.....	863
8. Colin White.....	848
9. David Clarkson.....	770
10. Krzysztof Oliwa.....	724

GAMES PLAYED

1. Martin Brodeur.....	1259
2. Chris Tereri.....	302
3. Cory Schneider.....	298

MINUTES

1. Martin Brodeur.....	74083
2. Cory Schneider.....	17193
3. Chris Tereri.....	16558

SHUTOUTS

1. Martin Brodeur.....	124
2. Cory Schneider.....	16
3. J. Hedberg/M. Blackwood.....	8

GAA (2 SEASONS MINIMUM)

1. Martin Brodeur.....	2.24
2. Johan Hedberg.....	2.42
3. Cory Schneider.....	2.46

WINS

1. Martin Brodeur.....	688
2. Chris Tereri.....	118
3. Cory Schneider.....	112

TIES/OT

1. Martin Brodeur.....	154
2. Cory Schneider.....	48
3. Chris Tereri.....	34

FRANCHISE (1974-2022)

GAMES PLAYED

1. Ken Daneyko.....	1283
2. Martin Brodeur.....	1259
3. Patrik Elias.....	1240
4. Travis Zajac.....	1024
5. Scott Stevens.....	956
6. John MacLean.....	934
7. Andy Greene.....	933
8. Scott Niedermayer.....	892
9. Jay Pandolfo.....	819
10. Bobby Holik.....	786

GOALS

1. Patrik Elias.....	408
2. John MacLean.....	347
3. Bobby Holik.....	202
4. Travis Zajac.....	202
5. Zach Parise.....	194
6. Kirk Muller.....	185
7. Pat Verbeek.....	170
8. Petr Sykora.....	166
9. Aaron Broten.....	162
10. Wilf Paiement.....	153

ASSISTS

1. Patrik Elias.....	611
2. Scott Niedermayer.....	364
3. Scott Gomez.....	361
4. John MacLean.....	354
5. Travis Zajac.....	348
6. Scott Stevens.....	337
7. Kirk Muller.....	335
8. Bruce Driver.....	316
9. Aaron Broten.....	307
10. Bobby Holik.....	270

POINTS

1. Patrik Elias.....	1025
2. John MacLean.....	701
3. Travis Zajac.....	550
4. Kirk Muller.....	520
5. Scott Gomez.....	484
6. Scott Niedermayer.....	476
7. Bobby Holik.....	472
8. Aaron Broten.....	469
9. Scott Stevens.....	430
10. Zach Parise.....	410

PENALTY MINUTES

1. Ken Daneyko.....	2516
2. Randy McKay.....	1418
3. John MacLean.....	1168
4. Scott Stevens.....	1007
5. Pat Verbeek.....	943
6. Joe Cirella.....	938
7. Bobby Holik.....	863
8. Colin White.....	848
9. David Clarkson.....	770
10. Krzysztof Oliwa.....	724

GOALTENDING

GAMES PLAYED

1. Martin Brodeur.....	1259
2. Chris Tereri.....	302
3. Cory Schneider.....	298

MINUTES

1. Martin Brodeur.....	74083
2. Cory Schneider.....	17193
3. Chris Tereri.....	16558

SHUTOUTS

1. Martin Brodeur.....	124
2. Cory Schneider.....	16
3. J. Hedberg/M. Blackwood.....	8

GAA (2 SEASONS MINIMUM)

1. Martin Brodeur.....	2.24
2. Johan Hedberg.....	2.42
3. Cory Schneider.....	2.46

WINS

1. Martin Brodeur.....	688
2. Chris Tereri.....	118
3. Cory Schneider.....	112

TIES/OT

1. Martin Brodeur.....	154
2. Cory Schneider.....	48
3. Chris Tereri.....	34

DEVILS' SINGLE SEASON

GAMES PLAYED

1. Ken Daneyko (1992-93).....	84
2. Scott Stevens (1993-94).....	83
3. Bruce Driver (1992-93).....	83
4. 64 players with.....	82
Last D. MERCER.....	2022-23
D. HAMILTON.....	2022-23
J. BRATT.....	2022-23
T. TATAR.....	2022-23

GOALS

1. Brian Gionta (2005-06).....	48
2. Pat Verbeek (1987-88).....	46
3. Zach Parise (2008-09).....	45
John MacLean (1990-91).....	45
5. Alexander Mogilny (2000-01).....	43
JACK HUGHES (2022-23).....	43
7. John MacLean (1988-89).....	42
8. Claude Lemieux (1991-92).....	41
John MacLean (1989-90).....	41
10. Patrik Elias (2000-01).....	40

ASSISTS

1. Scott Stevens (1993-94).....	60
2. Aaron Broten (1987-88).....	57
Kirk Muller (1987-88).....	57
4. Scott Gomez (2003-04).....	56
Kirk Muller (1989-90).....	56
Patrik Elias (2000-01).....	56
JACK HUGHES (2022-23).....	56
8. TAYLOR HALL (2017-18).....	54
9. Aaron Broten (1986-87).....	53
10. Patrik Elias (2011-12).....	52
DOUGIE HAMILTON (2022-23).....	52

POINTS

1. JACK HUGHES (2022-23).....	99
2. Patrik Elias (2000-01).....	92
3. Zach Parise (2008-09).....	94
Kirk Muller (1987-88).....	94
5. Taylor HALL (2017-18).....	93
6. Brian Gionta (2005-06).....	89
7. John MacLean (1988-89).....	87
8. Kirk Muller (1989-90).....	86
9. Scott Gomez (2003-06).....	84
10. Alexander Mogilny (2000-01).....	83
Ilya Kovalchuk (2011-12).....	83
Aaron Broten (1987-88).....	83

PENALTY MINUTES

1. Krzysztof Oliwa (1997-98).....	295
2. Ken Daneyko (1988-89).....	283
3. Ken Daneyko (1990-91).....	249
David Maley (1988-89).....	249
5. Randy McKay (1991-92).....	246
6. Randy McKay (1993-94).....	244
7. Krzysztof Oliwa (1998-99).....	240
8. Ken Daneyko (1987-88).....	239
9. Mike Peluso (1993-94).....	238
10. Ken Daneyko (1992-93).....	236

GAMES PLAYED

1. Martin Brodeur (2006-07).....	78
2. Three with.....	77

MINUTES

1. Martin Brodeur (2006-07).....	4697
2. Martin Brodeur (2007-08).....	4635
3. Martin Brodeur (2003-04).....	4555

SHUTOUTS

1. Martin Brodeur (2006-07).....	12
2. Martin Brodeur (2003-04).....	11
3. Martin Brodeur (2 times).....	10

GAA (26 GPI)

1. Martin Brodeur (1996-97).....	1.88
2. Martin Brodeur (1997-98).....	1.89
3. Cory Schneider (2013-14).....	1.97

WINS

1. Martin Brodeur (2006-07).....	48
2. Martin Brodeur (2009-10).....	45
3. Martin Brodeur (2007-08).....	44

TIES/OT

1. Martin Brodeur (1996-97).....	13
2. Three players with.....	12

Current Devils in **BOLD CAPS**.

CATEGORY

SEASON	GOALS	ASSISTS	POINTS	PIM
1982-83	Tambellini 25	Levo 40	Broten, A. 55	Vautour 136
1983-84	Bridgman 23	Bridgman 38	Bridgman 61	Verbeek 158
1984-85	Gagne 24	Pichette 40	Bridgman 61	Verbeek 162
1985-86	Adams 35	Adams 42	Adams 77	Cirella 147
1986-87	Verbeek 35	Broten, A. 53	Broten, A. 79	Daneyko 183
1987-88	Verbeek 46	Muller/Broten, A. 57	Muller 94	Daneyko 239
1988-89	MacLean 42	Kurvers 50	MacLean 87	Daneyko 283
1989-90	MacLean 41	Muller 56	Muller 86	Daneyko 219
1990-91	MacLean 45	Muller 51	MacLean 78	Daneyko 249
1991-92	Lemieux 41	Stevens/Todd 42	Lemieux 68	McKay 246
1992-93	Richer 38	Lemieux 51	Lemieux 81	Daneyko 236
1993-94	MacLean 37	Stevens 60	Stevens 78	McKay 244
1994-95	Richer 23	Broten, N./Stevens 20	Richer 39	Peluso 167
1995-96	Thomas 26	Thomas 35	Thomas 61	Peluso 146
1996-97	Guerin/MacLean 29	Holik 39	Holik 62	Odelein 110
1997-98	Holik 29	Niedermayer 43	Holik 65	Oliwa 295
1998-99	Sykora 29	Sykora 43	Sykora 72	Oliwa 240
1999-00	Elias 35	Gomez 51	Elias 72	Oliwa 184
2000-01	Mogilny 43	Elias 56	Elias 96	White 155
2001-02	Elias 29	Rafalski 40	Elias 61	White 133
2002-03	Elias 28	Gomez 42	Elias 57	Stevenson 115
2003-04	Elias 38	Gomez 56	Elias 81	White 96
2005-06	Gionta 48	Gomez 51	Gionta 89	Janssen/White 91
2006-07	Parise 31	Elias 48	Elias 69	Janssen 114
2007-08	Parise 32	Elias 35	Parise 65	Clarkson 183
2008-09	Parise 45	Parise 49	Parise 94	Clarkson 164
2009-10	Parise 38	Parise 44	Parise 82	Peters 93
2010-11	Kovalchuk 31	Elias 41	Elias 62	Clarkson 116
2011-12	Kovalchuk 37	Elias 52	Kovalchuk 83	Clarkson 138
2012-13	Clarkson 15	Elias 22	Elias 36	Clarkson 78
2013-14	Henrique 25	Jagr 43	Jagr 67	Zidlicky 60
2014-15	Cammalleri 27	Gomez/Henrique 27	Henrique 43	Tootoo 72
2015-16	Henrique/Palmieri 30	Zajac 28	Palmieri 57	Tootoo 102
2016-17	Palmieri 26	Hall 33	Palmieri/ Hall 33	Wood 86
2017-18	Hall 39	Hall 54	Hall 93	Wood 84
2018-19	Palmieri 27	Hischier 30	Palmieri 50	Wood 91
2019-20	Palmieri 25	Gusev 31	Palmieri 45	Subban 79
2020-21	Wood/Zacha 17	Bratt 23	Zacha 35	McLeod 42
2021-22	J. Hughes/J. Bratt 26	Bratt 47	Bratt 73	Subban 82
2021-22	J. Hughes/J. Bratt 26	Bratt 47	Bratt 73	Subban 82
2022-23	Hughes 43	Hughes 56	Hughes 99	Wood 76

SEASON	PPG	SHG	GAA	WINS
1982-83	Lever 9	Lever 3	Resch 3.98	Resch 15
1983-84	Bridgman 9	McAdam 2	Resch 4.18	Resch 9
1984-85	Broten, A. 10	Bridgman 3	Low 3.84	Resch 15
1985-86	Adams 10	five with 1	Resch 4.27	Chevrier 11
1986-87	Verbeek 17	Brickley 3	Chevrier 4.32	Chevrier 24
1987-88	Muller 17	Brown 4	Sauve 3.56	Chevrier 18
1988-89	MacLean 14	seven with 1	Burke 3.84	Burke 22
1989-90	MacLean 10	MacLean/Brown 3	Terreri 3.41	Burke 22
1990-91	MacLean 19	three with 2	Terreri 2.91	Terreri 24
1991-92	Lemieux 13	Chorske 3	Billington 3.04	Terreri 22
1992-93	Lemieux 13	Pellerin 2	Terreri 3.39	Billington 21
1993-94	MacLean/Zelepukin 8	Richer 3	Brodeur 2.40	Brodeur 27
1994-95	Guerin/Niedermayer 4	Richer 2	Brodeur 2.45	Brodeur 19
1995-96	Sykora/Guerin 8	Richer 4	Brodeur 2.34	Brodeur 34
1996-97	Guerin 7	Rolston 2	Brodeur 1.88	Brodeur 37
1997-98	Niedermayer 11	Rolston 2	Brodeur 1.89	Brodeur 43
1998-99	Sykora 15	Rolston 5	Brodeur 2.29	Brodeur 39
1999-00	Elias 9	Madden 6	Brodeur 2.24	Brodeur 43
2000-01	Mogilny/McKay 12	Madden/Elias 3	Brodeur 2.32	Brodeur 42
2001-02	Arnott/Elias 8	Pandolfo/Elias 1	Brodeur 2.15	Brodeur 38
2002-03	Elias 6	Madden 2	Brodeur 2.02	Brodeur 41
2003-04	Niedermayer/Elias 9	Elias 3	Brodeur 2.03	Brodeur 38
2005-06	Gionta 24	three with 1	Brodeur 2.57	Brodeur 43
2006-07	Langenbrunner 12	four with 1	Brodeur 2.18	Brodeur 48
2007-08	Parise 10	Madden 3	Brodeur 2.17	Brodeur 44
2008-09	Parise 14	Gionta/Langenbrunner 3	Clemmensen 2.39	Clemmensen 25
2009-10	Parise 9	Langenbrunner 2	Brodeur 2.24	Brodeur 45
2010-11	Kovalchuk 9	three with 1	Hedberg 2.38	Brodeur 23
2011-12	Kovalchuk 10	Henrique 4	Hedberg 2.23	Brodeur 31
2012-13	Clarkson 6	Kovalchuk 4	Brodeur 2.22	Brodeur 13
2013-14	Zidlicky 8	Henrique 3	Schneider 1.97	Brodeur 19
2014-15	Cammalleri 9	Josefson 3	Schneider 2.26	Schneider 26
2015-16	Palmieri 11	Zajac/Henrique 2	Schneider 2.15	Schneider 27
2016-17	Palmieri 8	Henrique 2	Kinkaid 2.64	Schneider 20
2017-18	Hall 13	Gibbons/Coleman 3	Kinkaid 2.77	Kinkaid 26
2018-19	Palmieri 11	Coleman 3	Blackwood 2.61	Kinkaid 15
2019-20	Palmieri 11	Coleman 3	Blackwood 2.77	Blackwood 22
2020-21	Zacha 5	Hischier, 2 others 1	Blackwood 3.04	Blackwood 14
2021-22	Hughes 6	Vesey/Sharangovich 2	Daws 3.11	Daws 10
2022-23	Hughes 9	Hischier 3	Schmid 2.13	Vanecek 33

*Goaltenders: Minimum 15 GP

PRESIDENTS

Bob Butera	Apr. 15, 1983 - Apr. 24, 1987
Lou Lamoriello	Apr. 30, 1987 - July 23, 2015
Jake Reynolds	Sept. 19, 2019 -

EXECUTIVE VICE PRESIDENTS

Max McNab	Sept. 10, 1987 - Oct. 25, 1994
David Conte	2006-07 through July 9, 2015
Ray Shero	May 4, 2015 - Jan. 12, 2020
Tom Fitzgerald	July 19, 2020 -

GENERAL MANAGERS

Billy MacMillan	1982-83 through Nov. 22, 1983
Max McNab	Nov. 22, 1983 - Sept. 10, 1987
Lou Lamoriello	Sept. 10, 1987 - May 4, 2015
Ray Shero	May 4, 2015 - Jan. 12, 2020
Tom Fitzgerald	Interim Jan. 12 - July 19, 2020
	July 19, 2020 -

ASSISTANT GENERAL MANAGER

Tom Fitzgerald	July 24, 2015 -
Dan MacKinnon	September 2019
Tom Fitzgerald	July 24, 2015 - Jan. 12, 2020
Kate Madigan	July 6, 2022 -

HEAD COACHES

Billy MacMillan	1982-83 through Nov. 22, 1983
Tom McVie	Nov. 22, 1983 - May 31, 1984
Doug Carpenter	May 31, 1984 - Jan. 26, 1988
Jim Schoenfeld	Jan. 26, 1988 - Nov. 6, 1989
John Cuniff	Nov. 6, 1989 - Mar. 4, 1991
Tom McVie	Mar. 4, 1991 - June 5, 1992
Herb Brooks	June 5, 1992 - May 31, 1993
Jacques Lemaire	June 28, 1993 - May 8, 1998
Robbie Ftorek	May 21, 1998 - Mar. 23, 2000
Larry Robinson	Mar. 23, 2000 - Jan. 28, 2002
Kevin Constantine	Jan. 28, 2002 - June 13, 2002
Pat Burns	June 13, 2002 - July 8, 2005
Larry Robinson	July 14, 2005 - Dec. 19, 2005
Lou Lamoriello	Dec. 19, 2005 - May 14, 2006
Claude Julien	June 13, 2006 - Apr. 2, 2007
Lou Lamoriello	Apr. 2, 2007 - May 5, 2007
Brent Sutter	July 13, 2007 - June 6, 2009
Jacques Lemaire	July 13, 2009 - Apr. 26, 2010
John MacLean	June 17, 2010 - Dec. 23, 2010
Jacques Lemaire	Dec. 23, 2010 - Apr. 10, 2011
Peter DeBoer	July 19, 2011 - Dec. 26, 2014
A. Oates/S. Stevens	Dec. 27, 2014 through 2014-15
John Hynes	June 2, 2015 - Dec. 3, 2019
Alain Nasreddine	Dec. 3, 2019 - July 9, 2020
Lindy Ruff	July 9, 2020 -

ASSISTANT COACHES

Marshall Johnston	1982-83 through Nov. 22, 1983
Lou Vairo	May 31, 1984 - May 14, 1986
Ron Smith	Aug. 6, 1986 - Jan. 26, 1988
Bob Hoffmeyer	Sept. 17, 1986 - May 25, 1989
Doug McKay	Feb. 4, 1988 - May 25, 1989
John Cuniff	May 31, 1989 - Nov. 6, 1989
Tim Burke	Nov. 7, 1989 - Mar. 4, 1991
Doug Sullivan	Aug. 29, 1990 - June 28, 1993
Robbie Ftorek	July 9, 1991 - July 31, 1992
Dave Farrish	July 31, 1992 - June 28, 1993
Larry Robinson	June 30, 1993 - July 26, 1995
Dennis Gendron	Sept. 1, 1994 - May 14, 1996
Chris Nilan	Aug. 3, 1995 - May 14, 1996
Robbie Ftorek	May 14, 1996 - May 21, 1998
Viacheslav Fetisov	July 28, 1998 - Jan. 28, 2002
Larry Robinson	May 26, 1999 - Mar. 23, 2000
Bob Carpenter	Mar. 24, 2000 - June 10, 2000
Kurt Kleinendorst	Aug. 22, 2000 - June 9, 2001
Jay Leach	Aug. 3, 2001 - Jan. 28, 2002
John Cuniff	Jan. 28, 2002 - Apr. 27, 2002
Kurt Kleinendorst	Jan. 28, 2002 - Apr. 27, 2002
Larry Robinson	Feb. 25, 2002 - Apr. 27, 2002

ASSISTANT COACHES (cont.)

Bob Carpenter	July 11, 2002 - Sept. 1, 2005
John MacLean	Sept. 29, 2002 - July 13, 2009
Jacques Laperriere	Aug. 5, 2003 - July 25, 2007
Larry Robinson	July 25, 2007 - July 22, 2008
Tommy Albelin	July 25, 2007 through 2009-10
Mario Tremblay	July 13, 2009 through 2009-10
Scott Stevens	2009-10
Larry Robinson	June 17, 2010 through 2011-12
Adam Oates	June 29, 2010 - June 26, 2012
Dave Barr	July 29, 2011 - Dec. 27, 2014
Scott Stevens	July 17, 2012 through 2013-14
Matt Shaw	July 17, 2012 through 2012-13
Mike Foligno	July 19, 2013 through 2014-15
Tommy Albelin	2014-15
Geoff Ward	June 17, 2015 - May 31, 2018
Alain Nasreddine	June 17, 2015 through 2021-22
Ryane Clowe	July 12, 2016 - June 20, 2018
Rick Kowalsky	July 23, 2018 through 2019-20
Mike Grier	July 23, 2018 through 2019-20
Mark Recchi	Sept. 8, 2020 through 2021-22
Chris Taylor	Oct. 23, 2020 -
Andrew Brunette	July 15, 2022 - May 31, 2023
Ryan McGill	July 18, 2022 -
Sergei Brylin	August 18, 2022 -
Travis Green	June 22, 2023 -

GOALTENDING COACHES

Bob Bellemore	Oct. 5, 1987 - Aug. 20, 1990
Warren Strelow	Aug. 20, 1990 - June 28, 1993
Jacques Caron	Aug. 9, 1993 through 2015-16
Chris Terreri	2009-10 through 2016-17
Roland Melanson	2016-2017 - July 9, 2020
Dave Rogalski	Oct. 23, 2020 -

DEVELOPMENT/SKILLS COACH

Pertti Hasanen	Aug. 6, 2015 through 2017-18
----------------------	------------------------------

DEVELOPMENT COACHES

Patrick Rissmiller	Aug. 26, 2015 through 2021
Eric Weinrich	Sept. 20, 2015 -
Megan Duggan	May 2021-May 31, 2022
	Director: May 31, 2022-
Mark Voakes	August, 2022
Esa Pirnes	2020 -

GOALTENDING DEVELOPMENT COACH

Scott Clemmensen	June 30, 2015 -
------------------------	-----------------

SPECIAL ASSIGNMENT COACHES/CONSULTANTS

Larry Robinson	Aug. 22, 2002 - July 14, 2005
Larry Robinson	Dec. 19, 2005 - May 14, 2006
Larry Robinson	July 22, 2008 - June 17, 2010
Chris Terreri	2008-09 through July 13, 2009
Pat Burns	2008-09 through 2010
Scott Stevens	2008-09 through July 17, 2012
Jacques Lemaire	2010-11 through Dec. 23, 2010
Jacques Caron	2010-11 through 2015-2016
Jacques Lemaire	2011-12 through 2014-15
Jacques Laperriere	2008-09 through

TEAM CAPTAINS

Don Lever	1982-83 through Jan. 9, 1984
Mel Bridgman	Jan. 9, 1984 - Mar. 9, 1987
Kirk Muller	June 18, 1987 - Sept. 20, 1991
Bruce Driver	Oct. 5, 1991 - Sept. 24, 1992
Scott Stevens	Sept. 24, 1992 - Sept. 6, 2005
Scott Niedermayer	Jan. 9, 2004 - Aug. 4, 2005
Patrik Elias	Oct. 5, 2006 through 2006-07
Jamie Langenbrunner	Dec. 5, 2007 - Jan. 7, 2011
Zach Parise	Oct. 5, 2011 through 2011-12
Bryce Salvador	Jan. 17, 2013 through 2014-15
Andy Greene	October 9, 2015 - Feb. 16, 2020
Nico Hischier	Feb. 20, 2021 -

BILLY MacMILLAN

SEASON	GMS	W	L	T	PTS	PCT
1982-83	80	17	49	14	48	.300
1983-84	20	2	18	0	4	.100
TOTAL	100	19	67	14	52	.260

TOM McVIE

SEASON	GMS	W	L	T	PTS	PCT
1983-84	60	15	38	7	37	.308
1990-91	13	4	5	4	12	.462
Playoffs	7	3	4	-	-	.429
1991-92	80	38	31	11	87	.544
Playoffs	7	3	4	-	-	.429
TOTAL	153	57	74	22	136	.444
PLAYOFFS	14	6	8	-	-	.429

DOUG CARPENTER

SEASON	GMS	W	L	T	PTS	PCT
1984-85	80	22	48	10	54	.338
1985-86	80	28	49	3	59	.369
1986-87	80	29	45	6	64	.400
1987-88	50	21	24	5	47	.470
TOTAL	290	100	166	24	224	.386

JIM SCHOENFELD

SEASON	GMS	W	L	T	PTS	PCT
1987-88	30	17	12	1	35	.583
Playoffs	20	11	9	-	-	.550
1988-89	80	27	41	12	66	.413
1989-90	14	6	6	2	14	.500
TOTAL	124	50	59	15	115	.464
PLAYOFFS	20	11	9	-	-	.550

JOHN CUNIFF

SEASON	GMS	W	L	T	PTS	PCT
1989-90	66	31	28	7	69	.523
Playoffs	6	2	4	-	-	.333
1990-91	67	28	28	11	67	.500
TOTAL	133	59	56	18	136	.511
PLAYOFFS	6	2	4	-	-	.333

HERB BROOKS

SEASON	GMS	W	L	T	PTS	PCT
1992-93	84	40	37	7	87	.518
Playoffs	5	1	4	-	-	.200

JACQUES LEMAIRE

SEASON	GMS	W	L	O/T	PTS	PCT
1993-94	84	47	25	12	106	.631
Playoffs	20	11	9	-	-	.550
1994-95	48	22	18	8	52	.542
Playoffs	20	16	4	-	-	.800
1995-96	82	37	33	12	86	.524
1996-97	82	45	23	14	104	.634
Playoffs	10	5	5	-	-	.500
1997-98	82	48	23	11	107	.652
Playoffs	6	2	4	-	-	.333
2009-10	82	48	27	7	103	.585
Playoffs	5	1	4	-	-	.200
2010-11	49	29	17	3	61	.622
TOTAL	509	276	166	67	619	.608
PLAYOFFS	61	35	26	-	-	.574

ROBBIE FTOREK

SEASON	GMS	W	L	T	PTS	PCT
1998-99	82	47	24	11	105	.640
Playoffs	7	3	4	-	-	.429
1999-00	74	41	25	8	95	.608
TOTAL	156	88	49	19	200	.625
PLAYOFFS	7	3	4	-	-	.429

LARRY ROBINSON

SEASON	GMS	W	L	O/T	PTS	PCT
1999-00	8	4	4	0	8	.500
Playoffs	23	16	7	-	-	.696
2000-01	82	48	22	12	111	.659
Playoffs	25	15	10	-	-	.600
2001-02	51	21	23	7	52	.480
2005-06	32	14	13	5	33	.516
TOTAL	173	87	62	24	204	.572
PLAYOFFS	48	31	17	-	-	.646

KEVIN CONSTANTINE

SEASON	GMS	W	L	T	PTS	PCT
2001-02	31	20	9	2	43	.677
Playoffs	6	2	4	-	-	.333

PAT BURNS

SEASON	GMS	W	L	T	PTS	PCT
2002-03	82	46	26	10	108	.622
Playoffs	24	16	8	-	-	.667
2003-04	82	43	27	12	100	.598
Playoffs	5	1	4	-	-	.200
TOTAL	164	89	53	22	208	.610
PLAYOFFS	29	17	12	-	-	.586

LOU LAMORIELLO

SEASON	GMS	W	L	OT	PTS	PCT
2005-06	50	32	14	4	68	.680
Playoffs	9	5	4	-	-	.556
2006-07	3	2	0	1	5	.833
Playoffs	11	5	6	-	-	.455
TOTAL	53	34	14	5	73	.689
PLAYOFFS	20	10	10	-	-	.500

CLAUDE JULIEN

SEASON	GMS	W	L	OT	PTS	PCT
2006-07	79	47	24	8	102	.646

BRENT SUTTER

SEASON	GMS	W	L	OT	PTS	PCT
2007-08	82	46	29	7	99	.604
Playoffs	5	1	4	-	-	.200
2008-09	82	51	27	4	106	.646
Playoffs	7	3	4	-	-	.429
TOTAL	164	97	56	11	205	.625
PLAYOFFS	12	4	8	-	-	.333

JOHN MacLEAN

SEASON	GMS	W	L	OT	PTS	PCT
2010-11	33	9	22	2	20	.303

PETER DeBOER

SEASON	GMS	W	L	OT	PTS	PCT
2011-12	82	48	28	6	102	.622
Playoffs	24	14	10	-	-	.583
2012-13	48	19	19	10	48	.500
2013-14	82	35	29	18	88	.537
2014-15	36	12	17	7	31	.431
TOTAL	248	114	93	41	269	.542
PLAYOFFS	24	14	10	-	-	.583

**LOU LAMORIELLO/
ADAM OATES/SCOTT STEVENS**

SEASON	GMS	W	L	OT	PTS	PCT
2014-15	46	20	19	7	47	.511

JOHN HYNES

SEASON	GMS	W	L	OT	PTS	PCT
2015-16	82	38	36	8	84	.512
2016-17	82	28	40	14	70	.427
2017-18	82	44	29	9	97	.591
Playoffs	5	1	4	-	-	.200
2018-19	82	31	41	10	72	.439
2019-20	26	9	13	4	22	.423
TOTAL	328	141	146	41	323	.492
PLAYOFFS	5	1	4	-	-	.200

ALAIN NASREDDINE

SEASON	GMS	W	L	OT	PTS	PCT
2019-20	43	19	16	8	46	.535
TOTAL	43	19	16	8	46	.535

LINDY RUFF

SEASON	GMS	W	L	OT	PTS	PCT
2020-21	19	30	7	7	45	.402
2021-22	82	27	46	9	63	.372
2022-23	82	52	22	8	112	.683
TOTAL	220	98	98	24	220	.500
PLAYOFFS	12	5	7	-	-	.416

SEASON	GP	W	L	T	PTS	PCT	GF	GA	FINISH
1974-75 (KC)	80	15	54	11	41	.256	184	328	5
1975-76 (KC)	80	12	56	12	36	.225	190	351	5
1976-77 (Col)	80	20	46	14	54	.338	226	307	5
1977-78 (Col)	80	19	40	21	59	.369	257	305	2
1978-79 (Col)	80	15	53	12	42	.263	210	331	4
1979-80 (Col)	80	19	48	13	51	.319	234	308	6
1980-81 (Col)	80	22	45	13	57	.356	258	344	5
1981-82 (Col)	80	18	49	13	49	.306	241	362	5

SEASON	GP	HOME					AWAY				
		W	L	T	PTS	GF	W	L	T	PTS	GF
1974-75 (KC)	40	12	20	8	32	111	40	3	34	3	9
1975-76 (KC)	40	8	24	8	24	114	40	4	32	4	12
1976-77 (Col)	40	12	20	8	32	114	40	8	26	6	22
1977-78 (Col)	40	17	14	9	43	139	40	2	26	12	16
1978-79 (Col)	40	8	24	8	24	111	40	7	29	4	18
1979-80 (Col)	40	12	20	8	32	128	40	7	28	5	19
1980-81 (Col)	40	15	16	9	39	141	40	7	29	4	18
1981-82 (Col)	40	14	21	5	33	127	40	4	28	8	16

		G	W	L	T	PTS	GF	GA
Totals:	at Kansas City	80	20	44	16	56	225	301
	at Colorado	240	78	115	47	203	760	867
	on road	320	42	232	46	130	815	1468

YEAR	POWER PLAY:		PENALTY KILLING:		PENALTY MINUTES:		SHORTHANDED GOALS:	
	PPG-ADV	PCT	PPGA-TS	PCT	MINUTES	AVG	FOR	AGAINST
1974-75	57-351	16.2	53-233	77.3	744	9.6	6	6
1975-76	46-352	13.1	80-295	72.9	984	12.3	2	17
1976-77	44-274	16.1	61-247	75.3	978	12.2	9	7
1977-78	63-279	22.6	53-237	77.6	818	10.2	5	7
1978-79	60-267	22.5	53-233	77.7	838	10.5	8	4
1979-80	53-304	17.4	70-286	75.5	1020	12.8	6	3
1980-81	76-373	20.4	63-268	76.5	1418	17.7	5	8
1981-82	46-305	15.1	78-294	73.5	1138	14.2	4	15

COACHING RECORDS

COACH	YEARS(S)	G	W	L	T	PTS	PCT
Bep Guidolin	1974-75, 75-76	125	26	84	15	67	.268
Sid Abel	1975-76	3	0	3	0	0	.000
Eddie Bush	1975-76	32	1	23	8	10	.156
John Wilson	1976-77	80	20	46	14	54	.338
Pat Kelly	1977-78, 78-79	101	22	54	25	69	.342
Aldo Guidolin	1978-79	59	12	39	8	32	.271
Don Cherry	1979-80	80	19	48	13	51	.319
Billy MacMillan	1980-81	80	22	45	13	57	.356
Bert Marshall	1981-82	24	3	17	4	10	.208
Marshall Johnston	1981-82	56	15	32	9	39	.348

DEVILS' RECORD VS. EXPANSION TEAMS

Season	Team	First Game	Score	First Season
1991-92	San Jose	Oct. 26	W 9-0	2-1-0
1992-93	Ottawa	Nov. 25	L 1-3	2-1-0
1992-93	Tampa Bay	Dec. 18	W 2-0	2-0-0
1993-94	Anaheim	Oct. 20	W 4-0	2-0-0
1993-94	Florida	Oct. 23	W 2-1	3-0-2
1998-99	Nashville	Jan. 30	Lo 2-3	1-1-0
1999-00	Atl./Wpg.	Oct. 2	W 4-1	4-0-0
2000-01	Columbus	Dec. 27	To 2-2	1-0-1
2000-01	Minnesota	Jan. 21	W 4-2	2-0-0
2017-18	Vegas	Mar. 4	L 2-3	1-1-0
2021-22	Seattle	Oct. 19	W 4-2	1-0-1
Total			7-3-1	21-4-4

Games in which score was tied after goaltender was pulled for extra attacker:

NO.	DATE	SCORER	TIME	FINAL SCORE
1.	2/21/83	Paul Cyr, Buffalo	19:50	Buffalo 4 at DEVILS 4
2.	3/10/84	Rob Ramage, St. Louis	19:17	DEVILS 5 at St. Louis 6 (OT)
3.	3/07/85	Dave Pichette, Devils	19:20	
4.		Pat Verbeek, Devils	19:51	NY Islanders 4 at DEVILS 4 (OT)
5.	4/06/85	John Tonelli, NY Islanders	19:12	DEVILS 5 at NY Islanders 5 (OT)
6.	10/31/85	Doug Sullivan, Devils	19:32	Detroit 2 at DEVILS 2 (OT)
7.	11/02/85	Tim Higgins, Devils	19:28	NY Rangers 5 at DEVILS 6 (OT)
8.	1/22/86	Aaron Broten, Devils	19:11	DEVILS 6 at Calgary 6 (OT)
9.	3/01/87	Bruce Driver, Devils	19:54	DEVILS 5 at Hartford 5 (OT)
10.	3/14/87	Mikko Makela, NY Islanders (PP)	19:49	DEVILS 6 at NY Islanders 7 (OT)
11.	10/17/87	Pat Verbeek, Devils	19:20	DEVILS 3 at Hartford 4 (OT)
12.	1/21/88	Brendan Shanahan, Devils	19:47	Detroit 3 at DEVILS 2 (OT)
13.	12/21/88	Jim Korn, Devils	18:57	DEVILS 5 at Winnipeg 5 (OT)
14.	2/17/89	Laurie Boschman, Winnipeg	19:27	DEVILS 2 at Winnipeg 3 (OT)
15.	11/28/89	Pat LaFontaine, NY Islanders	19:37	NY Islanders 2 at DEVILS 3 (OT)
16.	12/26/89	Kirk Muller, Devils	19:35	DEVILS 4 at NY Rangers 4 (OT)
17.	1/24/90	Michal Pivonka, Washington (SH)	19:22	Washington 2 at DEVILS 3
18.	2/06/90	Patrik Sundstrom, Devils (PP)	19:57	Edmonton 2 at DEVILS 2 (OT)
19.	2/19/90	Kirk Muller, Devils (PP)	19:53	DEVILS 3 at NY Rangers 4 (OT)
20.	2/25/90	Gary Nylund, NY Islanders	19:10	DEVILS 3 at NY Islanders 3 (OT)
21.	4/01/90	Bruce Driver, Devils	19:34	DEVILS 3 at Boston 3 (OT)
22.	10/04/90	Brendan Shanahan, Devils	19:45	Detroit 3 at DEVILS 3 (OT)
23.	11/28/90	Rick Tocchet, Philadelphia	19:11	Philadelphia 5 at DEVILS 5 (OT)
24.	3/06/91	Brendan Shanahan, Devils	19:51	DEVILS 3 at Buffalo 3 (OT)
25.	3/21/91	John MacLean, Devils	19:32	DEVILS 2 at Chicago 2 (OT)
26.	11/20/91	Peter Bondra, Washington	19:43	Washington 5 at DEVILS 6 (OT)
27.	12/13/91	Scott Stevens, Devils	18:44	Pittsburgh 4 at DEVILS 3
28.	12/26/91	Derek King, NY Islanders	19:59	DEVILS 5 at NY Islanders 5 (OT)
29.	2/18/92	Kevin Dineen, Philadelphia	19:55	Philadelphia 3 at DEVILS 4 (OT)
30.	2/20/92	Claude Lemieux, Devils	19:24	DEVILS 4 at Chicago 4 (OT)
31.	3/21/92	Stephane Richer, Devils	19:09	NY Islanders 2 at DEVILS 2 (OT)
32.	10/22/92	Dirk Graham, Chicago	19:21	DEVILS 6 at Chicago 5 (OT)
33.	4/14/93	Joe Mullen, Pittsburgh	18:54	Pittsburgh 6 at DEVILS 6 (OT)
34.	4/04/95	Stephane Richer, Devils	19:47	Tampa Bay 1 at DEVILS 1 (OT)
35.	11/02/95	Kevin Miller, San Jose	19:51	DEVILS 3 at San Jose 3 (OT)
36.	1/10/97	Tony Amonte, Chicago	19:40	Chicago 3 at DEVILS 3 (OT)
37.	1/05/98	Joe Nieuwendyk, Dallas	19:24	Dallas 4 at DEVILS 3 (OT)
38.	1/03/00	Vaclav Prospal, Ottawa	19:59	DEVILS 4 at Ottawa 3 (OT)
39.	11/01/00	Paul Ranheim, Philadelphia	18:34	Philadelphia 1 at DEVILS 1 (OT)
40.	12/27/00	Jason Amott, Devils (PP)	18:51	Columbus 2 at DEVILS 2 (OT)
41.	11/09/01	Patrik Elias, Devils	19:14	Toronto 2 at DEVILS 3 (OT)
42.	11/15/01	Bobby Holik, Devils	19:32	DEVILS 4 at Boston 5 (OT)
43.	2/07/02	Ray Ferraro, Atlanta	19:58	Atlanta 3 at DEVILS 3 (OT)
44.	1/22/03	Joe Nieuwendyk, Devils	19:47	DEVILS 5 at San Jose 4 (OT)
45.	3/01/03	Jamie Langenbrunner, Devils	19:27	Washington 1 at DEVILS 2 (OT)
46.	10/16/03	Sergei Brylin, Devils	19:58	Toronto 2 at DEVILS 2 (OT)
47.	11/21/03	Dick Tarnstrom, Pittsburgh (PP)	19:33	Pittsburgh 1 at DEVILS 2 (OT)
48.	3/05/04	Vincent Lecavalier, Tampa Bay	19:50	DEVILS 2 at Tampa Bay 3 (OT)
49.	3/10/06	Dainius Zubrus, Washington (PP)	19:26	DEVILS 4 at Washington 3 (SO)
50.	3/23/06	Brian Gionta, Devils (PP)	18:58	DEVILS 5 at Atlanta 6 (OT)
51.	3/28/06	Dany Heatley, Ottawa	19:29	DEVILS 3 at Ottawa 2 (SO)
52.	4/02/06	Patrik Elias, Devils (PP)	19:40	DEVILS 3 at Pittsburgh 2 (OT)
53.	4/11/06	Eric Staal, Carolina (SH)	19:14	DEVILS 4 at Carolina 3 (OT)
54.	10/12/06	Brian Gionta, Devils	19:22	Toronto 6 at DEVILS 7 (SO)
55.	10/19/06	Brian Gionta, Devils	19:48	Nashville 4 at DEVILS 3 (SO)
56.	1/13/07	Miroslav Satan, NY Islanders (PP)	19:58	DEVILS 2 at NY Islanders 1 (OT)
57.	1/20/07	Brian Gionta, Devils	19:39	Philadelphia 3 at DEVILS 4 (SO)
58.	2/01/07	Zach Parise, Devils	19:28	DEVILS 6 at Philadelphia 5 (OT)
59.	3/02/07	Sergei Brylin, Devils (PP)	18:51	Toronto 4 at DEVILS 3 (SO)
60.	4/08/07	John Madden, Devils	19:59	NY Islanders 3 at DEVILS 2 (SO)
61.	1/12/08	David Clarkson, Devils	18:53	DEVILS 3 at Buffalo 2 (SO)
62.	2/15/08	Marian Hossa, Atlanta	19:41	Atlanta 4 at DEVILS 3 (SO)
63.	11/15/08	Alexander Ovechkin, Washington	19:59	Washington 5 at DEVILS 6 (SO)
64.	11/26/08	David Booth, Florida	19:52	DEVILS 3 at Florida 2 (OT)
65.	1/30/09	Jamie Langenbrunner, Devils	19:29	Penguins 3 at DEVILS 4 (OT)
66.	4/09/09	Dany Heatley, Ottawa	19:00	DEVILS 3 at Ottawa 2 (SO)
67.	10/08/09	Travis Zajac, Devils	19:59	DEVILS 4 at Tampa Bay 3 (SO)
68.	2/05/10	Travis Zajac, Devils (PP)	19:16	Toronto 3 at DEVILS 4
69.	3/25/10	Chris Drury, NY Rangers	19:43	NY Rangers 4 at DEVILS 3 (SO)
70.	4/02/10	Kris Versteeg, Chicago	19:34	Chicago 2 at DEVILS 1 (SO)

Continues on next page.

Games in which score was tied after goaltender was pulled for extra attacker:

NO.	DATE	SCORER	TIME	FINAL SCORE
71.	10/21/11	Joe Pavelski, San Jose	19:27	San Jose 4 at DEVILS 3 (SO)
72.	12/08/11	Jesse Winchester, Ottawa (SH)	19:55	Ottawa 4 at DEVILS 5 (SO)
73.	1/31/12	David Clarkson, Devils	19:12	NY Rangers 3 at DEVILS 4 (SO)
74.	2/21/12	Phil Kessel, Toronto	19:16	DEVILS 4 at Toronto 3 (OT)
75.	3/07/13	Patrik Elias, Devils	18:54	Buffalo 2 at DEVILS 3 (SO)
76.	3/29/13	Alexander Killorn, Tampa Bay	19:44	DEVILS 4 at Tampa Bay 5 (SO)
77.	3/30/13	Shawn Matthias, Florida	19:33	DEVILS 2 at Florida 3 (OT)
78.	10/07/13	Patrik Elias, Devils (SH)	19:06	DEVILS 4 at Edmonton 5 (SO)
79.	11/20/13	Jaromir Jagr, Devils	18:59	DEVILS 4 at Anaheim 3 (OT)
80.	12/04/13	David Desharnais, Montreal	19:23	Montreal 4 at DEVILS 3 (SO)
81.	12/07/13	Chris Kreider, NY Rangers (PP)	19:38	DEVILS 4 at NY Rangers 3 (OT)
82.	1/07/14	Michael Ryder, Devils (SH)	19:30	Philadelphia 4 at DEVILS 3 (OT)
83.	1/30/14	Tyler Seguin, Dallas	19:08	DEVILS 3 at Dallas 2 (OT)
84.	1/31/14	David Legwand, Nashville	19:49	DEVILS 2 at Nashville 3 (OT)
85.	2/03/14	P.A. Parenteau, Colorado	18:13	Colorado 2 at DEVILS 1 (OT)
86.	11/22/14	Curtis Glencross, Calgary	19:55	DEVILS 4 at Calgary 5 (SO)
87.	12/19/14	Nikita Kucherov, Tampa Bay	19:19	Tampa Bay 2 at DEVILS 3 (SO)
88.	3/26/15	Steve Bernier, Devils	19:30	DEVILS 2 at Washington 3 (OT)
89.	10/20/15	Mikkel Boedker, Arizona	19:09	Arizona 2 at DEVILS 3 (OT)
90.	10/22/15	Lee Stempniak, Devils	19:28	DEVILS 5 at Ottawa 4 (SO)
91.	11/28/15	Kyle Palmieri, Devils	19:38	DEVILS 3 at Montreal 2 (OT)
92.	12/04/15	Michael Cammalleri, Devils (PP)	19:00	Philadelphia 4 at DEVILS 3 (OT)
93.	2/04/16	Tyler Bozak, Toronto	17:54	DEVILS 2 at Toronto 3 (SO)
94.	3/03/16	Adam Henrique, Devils	19:20	DEVILS 5 at Nashville 4 (OT)
95.	10/28/16	Marian Hossa, Chicago (PP)	17:49	Chicago 3 at DEVILS 2 (OT)
96.	11/26/16	Sidney Crosby, Pittsburgh	19:46	DEVILS 3 at Pittsburgh 4 (SO)
97.	12/18/16	Derek Stepan, NY Rangers	18:47	DEVILS 2 at NY Rangers 3 (SO)
98.	10/27/17	Christopher DiDomenico, Ottawa	19:23	Ottawa 4 at DEVILS 5 (SO)
99.	11/20/17	Mikael Granlund, Minnesota	18:24	DEVILS 4 at Minnesota 3 (OT)
100.	02/13/18	Taylor Hall, Devils	18:39	DEVILS 5 at Philadelphia 4 (SO)
101.	02/18/18	Jeff Skinner, Carolina	18:42	DEVILS 3 at Carolina 2 (OT)
102.	03/10/18	Ryan Johansen, Nashville	18:54	DEVILS 3 at Nashville 2 (SO)
103.	11/23/18	Marcus Johansson, Devils	19:49	NY Islanders 4 at DEVILS 3 (OT)
104.	11/26/18	Jonathan Huberdeau, Florida	18:31	DEVILS 3 at Florida 4 (OT)
105.	12/01/18	Taylor Hall, Devils	18:04	Winnipeg 4 at DEVILS 3 (OT)
106.	12/09/18	Marcus Johansson, Devils	19:02	DEVILS 5 at Anaheim 6 (SO)
107.	12/15/18	Brian Boyle, Devils	18:29	DEVILS 1 at Nashville 2 (SO)
108.	04/06/19	Mike Hoffman, Florida	18:35	DEVILS 4 at Florida 3 (OT)
109.	10/10/19	Connor McDavid, Edmonton	18:54	Edmonton 4 at DEVILS 3 (SO)
110.	10/30/19	Kyle Palmieri, Devils	19:52	Tampa Bay 7 at DEVILS 6 (OT)
111.	02/04/20	Kyle Palmieri, Devils	19:40	Montreal 5 at DEVILS 3 (SO)
112.	04/25/21	Claude Giroux, Philadelphia	18:56	DEVILS 3 at Philadelphia 4 (SO)
112.	02/21/21	Nikita Gusev, DEVILS	19:48	DEVILS 3 at Washington 4
113.	02/23/21	Nikita Gusev, DEVILS	19:32	Buffalo 4 at DEVILS 1
114.	03/2/21	Miles Wood, DEVILS	19:46	NY Islanders 2 at DEVILS 1
115.	03/18/21	Bryan Rust, Pittsburgh	19:55	Pittsburgh 2 at DEVILS 3
116.	03/23/21	Sean Couturier, Philadelphia	18:58	DEVILS 4 at Philadelphia 3
117.	04/9/21	Miles Wood, DEVILS	18:24	Pittsburgh 6 at DEVILS 4
118.	04/20/21	Andreas Johnsson, DEVILS	19:19	DEVILS 6 at Pittsburgh 7
119.	04/25/21	Claude Giroux, Philadelphia	18:34	DEVILS 3 at Philadelphia 4
119.	10/15/21	Dominik Kubalik, Chicago	19:34	Chicago 3 at DEVILS 4
120.	10/26/21	Pavel Zacha, DEVILS	17:01	Calgary 5 at DEVILS 3
121.	11/5/21	Pavel Zacha, DEVILS	19:36	DEVILS 2 at Los Angeles 3
122.	11/24/21	Yegor Sharangovich, DEVILS	18:53	Minnesota 3 at DEVILS 2
123.	12/10/21	Yegor Sharangovich, DEVILS	18:55	Nashville 3 at DEVILS 2
124.	12/31/21	Yegor Sharangovich, DEVILS	19:28	Edmonton 5 at DEVILS 6
125.	02/10/22	Brayden Schenn, St. Louis	18:17	DEVILS 7 at St. Louis 4
126.	03/26/22	Jesper Bratt, DEVILS	19:28	DEVILS 3 at Washington 4
127.	03/27/22	Rem Pitlick, Montreal	19:18	Montreal 2 at DEVILS 3
128.	04/2/22	Aleksander Barkov, Florida	15:23	Florida 7 at DEVILS 6
129.	04/2/22	Aleksander Barkov, Florida	18:36	Florida 7 at DEVILS 6
130.	04/3/22	Nico Hischier, DEVILS	18:54	NY Islanders 4 at DEVILS 3
131.	04/18/22	Chandler Stephenson	18:46	DEVILS 3 at Vegas 2
132.	04/23/22	Nino Niederreiter, Carolina	18:04	Carolina 3 at DEVILS 2
133.	11/17/22	William Nylander, Toronto	17:51	DEVILS 3 at Toronto 2
134.	12/01/22	Mikael Granlund, Nashville	19:50	Nashville 4 at DEVILS 3
135.	01/16/23	Jack Hughes, DEVILS	19:50	DEVILS 4 at San Jose 3
136.	01/19/23	Nico Hischier, DEVILS	18:46	DEVILS 3 at Seattle 4
137.	01/24/23	Dougie Hamilton, DEVILS	18:50	Vegas 2 at DEVILS 3
138.	02/23/23	Nico Hischier, DEVILS	19:21	Kings 3 at DEVILS 4
139.	03/16/23	Timo Meier, DEVILS	17:44	Tampa Bay 4 at DEVILS 3

Devils have tied the score 63 times, opponents 64 times, when pulling the goaltender.



1982: 5/27: John McMullen, John Whitehead and Brendan Byrne purchase Colorado Rockies and receive NHL approval to shift franchise to New Jersey Meadowlands...**6/30:** New Jersey franchise officially christened as "Devils" in fan balloting...**9/21:** Devils' debut at Meadowlands concludes in 3-2 pre-season defeat to Rangers...**10/5:** Opening night. Devils tie Penguins 3-3 in NHL, Meadowlands' debut. Don Lever scores first Devils' goal...**10/8:** Devils gain first victory before capacity 19,023 at Meadowlands, downing Rangers 3-2.

1983: 7/5: Devils purchase AHL Maine Mariners for top development farm team.

1984: 1/31: Glenn Resch is winning goaltender and Joe Cirella scores goal as Wales Conference defeats Campbell's, 7-6, in 36th NHL All-Star Game, played at Meadowlands Arena before capacity crowd of 18,939. **1987: 1/22:** Blizzard creates "334 Club." Devils defeat Calgary, 7-5, at Meadowlands before 334 fans who brave 15 inches of snow. Match is delayed 106 minutes as only 13 Devils' players arrive by scheduled game time. Contest ended at 11:44 P.M...**4/23:** Devils shift AHL Maine Mariners to Utica, NY...**4/30:** Lou Lamoriello, former head coach and athletic director at Providence College is named new Devils' president.

1988: 4/3: Biggest game to date in franchise history is decided when John MacLean scores at 2:21 of OT to propel Devils to 4-3 win at Chicago, clinching first playoff spot...**4/22:** Patrik Sundstrom sets NHL playoff record (since tied) with eight points (3g-5a), as Devils drop Caps 10-4...**4/30:** Devils down Caps 3-2 in game seven to take Patrick Division Playoff crown...**5/6:** More fireworks after this game than during, as Bruins drop Devils 6-1 in game three of Wales Conference Championship and Schoenfeld/Koharski incident ensues...**5/8:** Devils even series at two with 3-1 win following 66-minute delay as amateur officials work the match in the wake of Schoenfeld suspension, no formal hearing or appeal for same, restraining order vs. NHL and referee walkout.

1989: 6/26: Ending 18 months of rumor and speculation, the Devils announce the signings of Soviet defensemen Viacheslav Fetisov and Sergei Starikov.

1992: 1/10: Devils name Sherry Ross new radio commentator...**1/29:** Devils announce that the club will modify its uniform design for the 1992-93 season.

1993: 5/5: Devils announce they have established a new, three-year working agreement with the AHL's Capital District franchise. The team will be known as the Albany River Rats and will play their home games at Knickerbocker Arena...**12/28:** With game-winning goal vs. Hartford, John MacLean surpasses Kirk Muller as the Devils' all-time leading scorer with 521 points.

1994: 4/27: Devils play sixth longest game in league history at the time in 1-0 loss at Buffalo. Game is decided when Dave Hannan scores the GWG at 5:43 of the fourth OT...**5/27:** One of the best seasons in club history comes to an end with 2-1 double OT loss to NY Rangers in deciding game of Eastern Conference Finals. Valeri Zelepukin sent the game into OT by scoring goal with 7.7 seconds remaining in the third period...**10/25:** Executive VP Max McNab retires after spending nearly 50 years in hockey.

1995: 6/13: Devils defeat the Philadelphia Flyers in game six of conference finals (4-2) to advance to the Stanley Cup Finals for the first time in franchise history...**6/24:** Devils become Stanley Cup Champions by sweeping the Detroit Red Wings in four straight...**6/28:** Devils and their fans celebrate the Stanley Cup victory at an outdoor Meadowlands' celebration...**10/7:** Devils open 1995-96 season by unveiling the Stanley Cup and raising the championship banner in a pre-game ceremony...**11/7:** The Devils and the New Jersey Sports and Exposition Authority announce that they have finalized the documents of the Devils' lease that will make the Meadowlands Arena the Devils' home for the next 12 seasons.

1996: 1/6: Devils play first-ever game in newly-renamed Continental Airlines Arena.

1997: 4/17: Martin Brodeur becomes the second goalie in NHL history to record a goal (19:15 of 3rd period) in post-season play during Devils' 5-2 win in game one of East. Conf. Quarterfinals vs. Montreal.

1998: 11/18: Former Devil Peter Stastny, who appeared in 217 regular-season games for New Jersey, is inducted into the Hockey Hall of Fame...**12/8:** Ken Daneyko becomes Devils' all-time games-played leader by appearing in his 935th contest.

1999: 1/4: NHL determines St. Louis Blues tampered by negotiating the terms of a free agent offer sheet with Scott Stevens prior to July 1, 1994, the expiration date of his then-current contract...**10/29:** In 4-2 win at Carolina, Ken Daneyko becomes the first player to appear in 1,000 games in a Devils' sweater.

2000: 2/15: Goaltender Martin Brodeur is credited with his second career goal (first regular-season) as the last player to touch the puck on a delayed penalty. His tally is the first game-winner by a

netminder in NHL history...**3/16:** The Devils and Puck Holdings, an entity affiliated with the YankeeNets organization, announce they have signed a definitive agreement for the transfer of the franchise to Puck Holdings...**5/26:** Patrik Elias' late third period goal gives Devils 2-1 win over Flyers and Eastern Conf. Championship. New Jersey becomes the first team to erase a 3-1 deficit in a best-of-seven conference championship series...**6/10:** Jason Arnott's goal at 28:20 of OT gives Devils their second Stanley Cup Championship in six years...**6/14:** Devils celebrate championship with their fans at Continental Airlines Arena...**10/6:** The Devils raise their Stanley Cup Championship banner in opening night ceremony. The team honors founder Dr. John J. McMullen, who brought professional hockey to New Jersey in 1982.

2001: 11/12: Devils' Assistant Coach Viacheslav Fetisov is one of five former players inducted into the Hockey Hall of Fame.

2002: 5/10: Devils mourn the loss of John Cunniff who lost his battle with cancer.

2003: 2/5: Scott Niedermayer becomes the franchise's all-time scoring leader among defensemen with an assist in a 4-1 win at Washington...**6/9:** The Devils defeat the Mighty Ducks of Anaheim four games to three following a 3-0 victory in game seven of the Stanley Cup Finals to capture their third championship in nine years. New Jersey establishes an NHL record with their 12th post-season win on home ice, while Martin Brodeur sets an NHL record with his seventh shutout of the playoffs...**6/14:** The club held its Stanley Cup Championship celebration for their fans adjacent to the Continental Airlines Arena...**7/11:** Defenseman Ken Daneyko, one of just five members of all three New Jersey Stanley Cup Championship teams, retired as an active player...**10/16:** Devils raise their third Stanley Cup Championship banner in opening-night ceremony...**11/26:** During a 3-3 OT tie at Anaheim, Scott Stevens passes his former Capitals' teammate Larry Murphy for most appearances (1,616) by a defenseman in NHL history (since surpassed).

2004: 2/5: The Devils enter into a new multi-year agreement with SportsRadio 66 WFAN to broadcast its games...**2/27:** Pat Burns becomes just the 11th individual in history to reach the 1,000 games-coached mark. He is honored by the Devils and NHL just prior to that evening's game vs. Atlanta...**3/16:** Devils/FSNY broadcaster Mike Emrick is presented with the Lester Patrick Award for service to U.S. hockey...**3/30:** In 5-0 victory vs. NY Rangers, Pat Burns becomes just the ninth coach in NHL history to reach the 500-win mark...**6/22:** NHL Board of Governors approves Jeff Vanderbeek as the team's principal owner...**11/8:** The Devils and MSG Networks announce the signing of a new rights agreement in which FSNY will continue to broadcast the team's games through the 2023-24 season.

2005: 2/2: The Devils and the city of Newark formally sign an agreement to build a new state-of-the-art arena in the state's largest city...**7/8:** Devils announce that due to medical reasons, Pat Burns will not return as head coach...**9/6:** Defenseman Scott Stevens announces his retirement as an active player...**9/16:** The Devils mourn the loss of Dr. John J. McMullen, who owned the team from 1982-2000...**10/3:** The Devils and the city of Newark break ground on the team's new 17,500-seat arena.

2006: 2/3: The Devils honor former Captain Scott Stevens by retiring his no. 4 jersey in pre-game ceremony. He is the first player in franchise history to have his sweater raised to the arena rafters...**3/24:** Former defenseman Ken Daneyko's no. 3 is retired before the evening's Devils/Bruins contest...**4/18:** In a 4-3 victory at Montreal, the Devils complete the largest come-from-behind division championship win in NHL history. The team trailed first place Philadelphia by 19 points on January 6. The decision extended New Jersey's winning streak to an NHL-record 11 games to close out the regular-season schedule...**5/16:** The AHL Board of Governors approves the Devils' purchase of the Lowell franchise; team to be named the Lowell Devils...**9/21:** New Jersey purchases a majority interest in the ECHL franchise in Trenton, NJ.

2007: 1/8: The Devils' new home in Newark, NJ is officially named "Prudential Center"...**4/5:** Martin Brodeur establishes an NHL single-season record with his 48th victory of the season, 3-2, at Philadelphia...**10/25:** Ribbon-cutting ceremony takes place at Prudential Center's Verizon Tower. Among those in attendance are New Jersey Governor Jon S. Corzine, Newark Mayor Cory A. Booker, Devils' Chairman/Managing Partner Jeff Vanderbeek, President/CEO/General Manager Lou Lamoriello, and Prudential Chairman Art Ryan...**10/27:** The Devils open Newark's Prudential Center against the Ottawa Senators. Brian Gionta scores the team's first goal in its new home...**10/31:** New Jersey defeats Tampa Bay, 6-1, for its first victory at Prudential Center...**11/12:** Defenseman Scott Stevens, who captained the Devils to three Stanley Cup Championships, is inducted into the Hockey Hall of Fame.

2008: 9/11: The Devils' practice facility is formally introduced as "AmeriHealth Pavilion at Prudential Center"...**10/18:** With two assists in a 4-3 shootout win at Washington, Patrik Elias reached/surpassed

Scott Niedermayer's previous franchise mark of 411...**11/10:** Devils/MSG Plus broadcaster Mike Emrick receives the Foster Hewitt Memorial Award for outstanding contributions as a hockey broadcaster. Former Devils' center Igor Larionov is inducted into the Hockey Hall of Fame.

2009: 3/14: In his hometown of Montreal, Que., Martin Brodeur tied Patrick Roy's NHL record of 551 career regular-season victories. With 1g-1a-2pts, Patrik Elias tied John MacLean's franchise record of 701 career points...**3/17:** In the Devils' 3-2 win vs. the Blackhawks, Martin Brodeur established a new NHL record with 552 career regular-season wins. Patrik Elias recorded an assist, passing John MacLean as New Jersey's all-time leading scorer...**6/18:** For his record-setting accomplishments during the 2008-09 season, Martin Brodeur is honored at the New Jersey Statehouse by the state assembly and senate...**11/9:** Devils' President/CEO/General Manager Lou Lamoriello is inducted into the Hockey Hall of Fame in the Builder Category...**11/25:** Devils' radio broadcaster Sherry Ross became the first woman to provide play-by-play for a full 60-minute NHL game in English, when the team hosted the Ottawa Senators...**12/18:** Martin Brodeur surpassed Patrick Roy's league record for most games played (1,029) among goaltenders in history...**12/21:** Martin Brodeur stopped all 35 shots he faced, while establishing a new NHL record with 104 career shutouts.

2010: 3/17: New Jersey wears its classic red, green and white uniforms for the first time since 1991-92...**3/22:** Sherry Ross, who earlier in the season became the first woman to provide play-by-play of an NHL game, was honored for her accomplishment at the New Jersey Statehouse in Trenton...**6/10:** The Devils shift their AHL operations to Albany, NY after four seasons in Lowell, MA...**11/19:** The Devils and the rest of the hockey world mourn the loss of former Head Coach Pat Burns, who passed away after a courageous bout with cancer at Maison Aube-Lumiere in Sherbrooke, Que.

2011: 3/12: At 32-32-4 overall, New Jersey established a league record by reaching the NHL-.500 mark after being 19 games under on January 8...**4/12:** The Devils win the NHL Draft lottery, moving up from the no. 8 position to the no. 4 position...**11/14:** Former Devils' forwards Doug Gilmour and Joe Nieuwendyk are among four players inducted into the Hockey Hall of Fame...**12/16:** The Devils retire no. 27 in honor of former defenseman Scott Niedermayer in a pre-game ceremony...**12/17:** Patrik Elias scored two goals to equal/surpass John MacLean (347) as the all-time leader in franchise history.

2012: 10/15: Lou Lamoriello is among three individuals inducted into the U.S. Hockey Hall of Fame...**11/12:** Former Devils' Assistant Coach Adam Oates among four individuals inducted into the Hockey Hall of Fame.

2013: 1/22: Devils open 48-game season with 2-1 win at Long Island following four-month work stoppage...**3/16:** Long-time Goaltending Coach Jacques Caron honored prior to game vs. Montreal...**3/23:** Martin Brodeur wins 100th game at Prudential Center, becoming first goalie with 100 wins in two buildings...**6/30:** Devils, Prudential Center and city of Newark host the 2013 NHL Entry Draft...**8/15:** A partnership controlled by David Blitzer and Joshua Harris completes its purchase of the Devils from Jeff Vanderbeek...**11/11:** Former Devils Scott Niedermayer and Brendan Shanahan are among five individuals inducted into the Hockey Hall of Fame.

2014: 3/6: The NHL announces that it has modified its decision from the July, 2010 Ilya Kovalchuk signing, giving the team the 30th overall selection in the 2014 Entry Draft...**4/13:** Devils/MSG Networks' Glenn "Chico" Resch broadcasts his last game after 18 seasons in the team's TV booth...**11/17:** Former Devils' Head Coach Pat Burns is posthumously inducted into the Hockey Hall of Fame...**12/4:** Former Devils' defenseman Brian Rafalski and Assistant Coach Lou Vairo are inducted into the U.S. Hockey Hall of Fame...**10/24:** The Devils' organization honors Glenn "Chico" Resch, who spent 22 seasons with the organization, including four years as a player and 18 in the broadcast booth.

2015: 3/8: The Devils celebrate the 20th anniversary of their 1995 Stanley Cup Championship team. More than 25 players, coaches and staff are in attendance...**5/4:** Ray Shero is introduced as the fourth general manager in franchise history, replacing Lou Lamoriello, who voluntarily stepped down after 28 years, but remains as the team's president...**7/23:** Lou Lamoriello resigns as the team's president to pursue another opportunity.

2016: 2/9: Devils retire Martin Brodeur's no. 30 jersey in a 2-1 victory over Edmonton...**6/29:** Taylor Hall is acquired from Edmonton in exchange for defenseman Adam Larsson.

2017: 1/31: The Devils shift their AHL operations to Binghamton, NY after six seasons in Albany, NY...**4/29:** The Devils won their first ever number one draft pick in the 2017 NHL Draft Lottery...**6/23:** Drafted Nico Hischier with the number one pick in the 2017 Draft...**10/5:** Devils former MSG broadcaster Glenn "Chico" Resch joins play-by-play voice Matt Loughlin for Devils coverage on WFAN-FM/AM and

The One Jersey Network as a color commentator...**11/30:** Devils acquire defenseman Sami Vatanen from the Anaheim Ducks.

2018: 1/27: Announced that the Devils will be participating in the NHL's Global Series playing the Edmonton Oilers in Gothenburg, Sweden...**3/24:** Devils retire Patrik Elias' no. 26 jersey in a 2-1 win over the Islanders...**4/5:** Devils clinch their first playoff berth in five seasons after defeating the Toronto Maple Leafs 2-1 at Prudential Center...**6/20:** Devils forward Taylor Hall wins the Hart Trophy as the league's most valuable player for the 2017-18 regular season, the first time a Devil has ever won the award. Brian Boyle wins the Masterton Trophy, awarded to the player who best displays perseverance, sportsmanship and dedication to hockey...**6/26:** Former Devil Martin Brodeur is selected to join the Hockey Hall of Fame as a part of the Class of 2018...**8/21:** Devils announce they will be wearing their original white, red and green home uniforms, which debuted during the Devils inaugural season in 1982...**8/29:** Former Devil Martin Brodeur named Executive Vice President of Business Development.

2021: 2/20: Nico Hischier named 12th captain in team history.

2022: 10/15: D. Hamilton scores 17 seconds into season/home opener for the fastest goal scored to open a season in franchise history...**11/23:** Team unveils first ever alternate sweater...**12/8:** Devils wear third jersey for the first time in franchise history...**7/6:** Kate Madigan named first female assistant GM in franchise history and 6th in NHL history.

2023: 10/13-11/3: J. Bratt sets the franchise record for the longest points streak from the start of a season (11 GP, 5g-12-17PTS)...He also set longest assist streak from the start of a season from **10/13 -10/22** (5 GP, 0g-8a-8PTS)...**10/25-11/21:** New Jersey tied a franchise record 13-game winning streak (2000-01)...**11/26:** J. Hughes earns his first-career hat-trick vs WSH...**2/16-3/3:** D. Mercer earns an eight-game goal scoring streak, which tied P. Gardner's franchise record (1977-78)...**3/19:** J. Bratt earned his first-career hat-trick @ TBL...**4/4:** D. Mercer earns his first-career hat-trick vs PIT...**4/8:** J. Hughes tied P. Elias' franchise record for the most points in a single season (96)...**4/11:** J. Hughes scores a goal and pass P. Elias' franchise record for the most points earned in a single season with 97...L. Hughes inked his NHL debut, which marked the third time in franchise history two brothers played in the same game...**4/13:** D. Hamilton Scored 22nd goal (@ WSH) for '22-23, which tied the franchise record for most goals that a D-man earned in a single season (B. Beck, '77-78 w/ CLR)...**4/13:** L. Hughes (@ WSH) scores his 1st career goal, which was an overtime winner. He became 3rd player in franchise history whose 1st career goal was scored in OT...**4/13:** New Jersey earned its 52 win for the season which set a franchise record (51, 2008-09)...**5/1:** The Devils eliminate the NY Rangers from the SCP for the third time in franchise history in a 4-0 win in Game 7.

GREG ADAMS

YEAR	GP	G	A	PTS	PIM	PP	SH
1984-85	36	12	9	21	14	5	0
1985-86	78	35	42	77	30	10	0
1986-87	72	20	27	47	19	6	0
TOTALS	186	67	78	145	63	21	0

KENNY AGOSTINO

YEAR	GP	G	A	PTS	PIM	PP	SH
2018-19	27	4	9	13	8	0	0

TOMMY ALBELIN

YEAR	GP	G	A	PTS	PIM	PP	SH
1988-89	46	7	24	31	40	1	1
1989-90	68	6	23	29	63	4	0
1990-91	47	2	12	14	44	1	0
1991-92	19	0	4	4	4	0	0
1992-93	36	1	5	6	14	1	0
1993-94	62	2	17	19	36	1	0
1994-95	48	5	10	15	20	2	0
1995-96	53	1	12	13	14	0	0
2001-02	42	1	3	4	4	0	0
2002-03	37	1	6	7	6	0	1
2003-04	45	1	3	4	4	0	0
2005-06	36	0	6	6	2	0	0
TOTALS	539	27	125	152	251	10	2

PLAYOFFS	GP	G	A	PTS	PIM	PP	SH
1991	3	0	1	1	2	0	0
1992	1	1	1	2	0	0	0
1993	5	2	0	2	0	1	0
1994	20	2	5	7	14	1	0
1995	20	1	7	8	2	0	0
2002	6	0	0	0	0	0	0
2003	16	1	0	1	2	0	0
2004	4	0	1	1	0	0	0
2006	2	0	0	0	2	0	0
TOTALS	77	7	15	22	22	2	0

JOEY ANDERSON

YEAR	GP	G	A	PTS	PIM	PP	SH
2018-19	34	4	3	7	6	0	1
2019-20	18	4	2	6	2	0	0
TOTALS	52	8	5	13	8	0	1

MATT ANDERSON

YEAR	GP	G	A	PTS	PIM	PP	SH
2012-13	2	0	1	1	0	0	0

PERRY ANDERSON

YEAR	GP	G	A	PTS	PIM	PP	SH
1985-86	51	7	12	19	91	1	0
1986-87	57	10	9	19	107	2	0
1987-88	60	4	6	10	222	1	0
1988-89	39	3	6	9	128	0	0
1990-91	1	0	0	0	5	0	0
TOTALS	208	24	33	57	553	4	0

PLAYOFFS	GP	G	A	PTS	PIM	PP	SH
1988	10	0	0	0	113	0	0
1991	4	0	1	1	10	0	0
TOTALS	14	0	1	1	123	0	0

DAVE ANDREYCHUK

YEAR	GP	G	A	PTS	PIM	PP	SH
1995-96	15	8	5	13	10	2	0
1996-97	82	27	34	61	48	4	1
1997-98	75	14	34	48	26	4	0
1998-99	52	15	13	28	20	4	0
TOTALS	224	64	86	150	104	14	1

PLAYOFFS	GP	G	A	PTS	PIM	PP	SH
1997	1	0	0	0	0	0	0
1998	6	1	0	1	4	1	0
1999	4	2	0	2	4	0	0
TOTALS	11	3	0	3	8	1	0

MIKE ANTONOVICH

YEAR	GP	G	A	PTS	PIM	PP	SH
1982-83	30	7	7	14	11	2	0
1983-84	38	3	5	8	16	0	0
TOTALS	68	10	12	22	27	2	0

JASON ARNOTT

YEAR	GP	G	A	PTS	PIM	PP	SH
1997-98	35	5	10	15	21	3	0
1998-99	74	27	27	54	79	8	0
1999-00	76	22	34	56	51	7	0
2000-01	54	21	34	55	75	8	0
2001-02	63	22	19	41	59	8	0
2010-11	62	13	11	24	32	2	0
TOTALS	364	110	135	245	317	36	0

PLAYOFFS	GP	G	A	PTS	PIM	PP	SH
1998	5	0	2	2	0	0	0
1999	7	2	2	4	4	1	0
2000	23	8	12	20	18	3	0
2001	23	8	7	15	16	5	0
TOTALS	58	18	23	41	38	9	0

ARRON ASHAM

2000	23	8	12	20	18	3	0
2001	23	8	7	15	16	5	0
TOTALS	58	18	23	41	38	9	0
ARRON ASHAM							
YEAR	GP	G	A	PTS	PIM	PP	SH
2007-08	77	6	4	10	84	0	0
PLAYOFFS	GP	G	A	PTS	PIM	PP	SH
2008	5	0	1	1	2	0	0

BRENT ASHTON

YEAR	GP	G	A	PTS	PIM	PP	SH
1982-83	76	14	19	33	47	4	0

YOHANN AUUVITU

YEAR	GP	G	A	PTS	PIM	PP	SH
2016-17	25	2	2	4	2	0	0

KRYSS BARCH

YEAR	GP	G	A	PTS	PIM	PP	SH
2012-13	22	0	0	0	44	0	0

DAVE BARR

YEAR	GP	G	A	PTS	PIM	PP	SH
1991-92	41	6	12	18	32	0	1
1992-93	62	6	8	14	61	0	1
TOTALS	103	12	20	32	93	0	2

PLAYOFFS

YEAR	GP	G	A	PTS	PIM	PP	SH
2018-19	7	3	0	3	10	0	0

NATHAN BASTIAN

YEAR	GP	G	A	PTS	PIM	PP	SH
2018-19	7	3	0	3	10	0	0
2020-21	41	3	7	10	21	0	0
TOTALS	48	6	7	13	31	0	0

BEAU BENNETT

YEAR	GP	G	A	PTS	PIM	PP	SH
2016-17	65	8	11	19	20	1	0

NICLAS BERGFORS

YEAR	GP	G	A	PTS	PIM	PP	SH
2007-08	1	0	0	0	0	0	0
2008-09	8	1	0	1	0	0	0
2009-10	54	13	14	27	10	8	0
TOTALS	63	14	14	28	10	8	0

CHRISTIAN BERGLUND

YEAR	GP	G	A	PTS	PIM	PP	SH
2001-02	15	2	7	9	8	0	0
2002-03	38	4	5	9	20	0	0
2003-04	23	2	3	5	4	0	0
TOTALS	76	8	15	23	32	0	0

PLAYOFFS	GP	G	A	PTS	PIM	PP	SH
2002	3	0	0	0	2	0	0

STEVE BERNIER

YEAR	GP	G	A	PTS	PIM	PP	SH
2011-12	32	1	5	6	16	0	0
2012-13	47	8	7	15	17	2	0
2013-14	78	3	9	12	33	0	0
2014-15	67	16	16	32	28	4	0
TOTALS	224	28	37	65	94	6	0

PLAYOFFS	GP	G	A	PTS	PIM	PP	SH
2012	24	2	5	7	27	0	0

ERIC BERTRAND

YEAR	GP	G	A	PTS	PIM	PP	SH
1999-00	4	0	0	0	0	0	0

JIRI BICEK

YEAR	GP	G	A	PTS	PIM	PP	SH
2000-01	5	1	0	1	4	0	0
2001-02	1	0	0	0	0	0	0
2002-03	44	5	6	11	25	1	0
2003-04	12	0	1	1	0	0	0
TOTALS	62	6	7	13	29	1	0

PLAYOFFS	GP	G	A	PTS	PIM	PP	SH
2003	5	0	0	0	0	0	0
2004	2	0	0	0	0	0	0
TOTALS	7	0	0	0	0	0	0

JOSEPH BLANDISI

YEAR	GP	G	A	PTS	PIM	PP	SH
2015-16	41	5	12	17	34	4	0
2016-17	27	3	6	9	26	1	0
TOTALS	68	8	18	26	60	5	0

TIMO BLOMQUIST

YEAR	GP	G	A	PTS	PIM	PP	SH
1986-87	20	0	2	2	29	0	0

DOUG BODGER

YEAR	GP	G	A	PTS	PIM	PP	SH
1997-98	49	5	5	10	25	3	0
PLAYOFFS	GP	G	A	PTS	PIM	PP	SH
1998	5	0	0	0	0	0	0

BRAD BOMBARDIR

YEAR	GP	G	A	PTS	PIM	PP	SH
1997-98	43	1	5	6	8	0	0
1998-99	56	1	7	8	16	0	0
1999-00	32	3	1	4	6	0	0
TOTALS	131	5	13	18	30	0	0

PLAYOFFS	GP	G	A	PTS	PIM	PP	SH
1999	5	0	0	0	0	0	0
2000	1	0	0	0	0	0	0
TOTALS	6	0	0	0	0	0	0

LAURIE BOSCHMAN

YEAR	GP	G	A	PTS	PIM	PP	SH
1990-91	78	11	9	20	77	0	1
1991-92	75	8	20	28	121	0	0
TOTALS	153	19	29	48	198	0	1

TOTALS	14	2	1	0	24	0	0
--------	----	---	---	---	----	---	---

JESPER BOQVIST

YEAR	GP	G	A	PTS	PIM	PP	SH
2019-20	35	4	0	4	8	1	0
2020-21	28	4	3	7	2	0	0
2021-22	56	10	13	23	10	0	0
2022-23	70	10	11	21	2	0	0
TOTALS	189	28	27	55	22	1	0

JOEL BOUCHARD

YEAR	GP	G	A	PTS	PIM	PP	SH
2001-02	1	0	1	1	0	0	0

REID BOUCHER

YEAR	GP	G	A	PTS	PIM	PP	SH
2013-14	23	2	5	7	4	0	0
2014-15	11	1	0	1	0	0	0
2015-16	39	8	11	19	6	2	0
2016-17	9	0	2	2	2	0	0
TOTALS	82	11	18	29	12	2	0

ERIC BOULTON

YEAR	GP	G	A	PTS	PIM	PP	SH
2011-12	51	0	0	0	115	0	0

JOSEF BOUMEDIENNE

YEAR	GP	G	A	PTS	PIM	PP	SH
2001-02	1	0	1	1	2	0	0

BRIAN BOYLE

YEAR	GP	G	A	PTS	PIM	PP	SH
2017-18	69	13	10	23	45	5	0
2018-19	47	13	6	19	22	6	1
TOTALS	116	26	16	42	67	11	1

NEIL BRADY

YEAR	GP	G	A	PTS	PIM	PP	SH
1989-90	19	1	4	5	13	0	0
1990-91	3	0	0	0	0	0	0
1991-92	7	1	0	1	4	0	0
TOTALS	29	2	4	6	17	0	0

ANDY BRICKLEY

YEAR	GP	G	A	PTS	PIM	PP	SH
1986-87	51	11	12	23	8	1	3
1987-88	45	8	14	22	14	2	1
TOTALS	96	19	26	45	22	3	4

MEL BRIDGMAN

YEAR	GP	G	A	PTS	PIM	PP	SH
1983-84	79	23	38	61	121	9	1
1984-85	80	22	39	61	105	5	3
1985-86	78	23	40	63	80	5	1
1986-87	51	8	31	39	80	1	1
TOTALS	288	76	148	224	386	20	6

SHELDON BROOKBANK

YEAR	GP	G	A	PTS	PIM	PP	SH
2007-08	44	0	8	8	63	0	0
2008-09	15	0	0	0	25	0	0
TOTALS	59	0	8	8	88	0	0

BOB BROOKE

YEAR	GP	G	A	PTS	PIM	PP	SH
1989-90	35	8	10	18	30	0	0
PLAYOFFS	GP	G	A	PTS	PIM	PP	SH
1990	5	0	0	0	14	0	0

ALEX BROOKS

YEAR	GP	G	A	PTS	PIM	PP	SH
2006-07	19	0	1	1	4	0	0

AARON BROTEN

YEAR	GP	G	A	PTS	PIM	PP	SH
1982-83	73	16	39	55	28	5	1
1983-84	80	13	23	36	36	3	0
1984-85	80	22	35	57	38	10	0
1985-86	66	18	25	43	26	4	0
1986-87	80	26	53	79	36	6	0
1987-88	80	26	57	83	80	7	2
1988-89	80	16	43	59	81	4	0
1989-90	42	10	8	18	36	1	2
TOTALS	581	147	283	430	361	40	5

NEAL BROTEN

YEAR	GP	G	A	PTS	PIM	PP	SH
1994-95	30	8	20	28	20	2	0
1995-96	55	7	16	23	14	1	1
1996-97	3	0	1	1	0	0	0
TOTALS	88	15	37	52	34	3	1

DOUG BROWN

YEAR	GP	G	A	PTS	PIM	PP	SH
1986-87	4	0	1	1	0	0	0
1987-88	70	14	11	25	20	1	4
1988-89	63	15	10	25	15	4	0
1989-90	69	14	20	34	16	1	3
1990-91	58	14	16	30	4	0	2
1991-92	71	11	17	28	27	1	2
1992-93	15	0	5	5	2	0	0
TOTALS	350	68	80	148	84	7	11

PLAYOFFS	GP	G	A	PTS	PIM	PP	SH
1988	19	5	1	6	6	0	1
1990	6	0	1	1	2	0	0
1991	7	2	2	4	2	0	1
TOTALS	32	7	4	11	10	0	2

SEAN BROWN

YEAR	GP	G	A	PTS	PIM	PP	SH
2003-04	39	0	3	3	44	0	0
2005-06	35	1	11	12	27	0	0
TOTALS	74	1	14	15	71	0	0

STEVE BRULE

PLAYOFFS	GP	G	A	PTS	PIM	PP	SH
2000	1	0	0	0	0	0	0

MURRAY BRUMWELL

YEAR	GP	G	A	PTS	PIM	PP	SH
1982-83	59	5	14	19	34	1	0
1983-84	42	7	13	20	14	5	0
1985-86	1	0	0	0	0	0	0
1986-87	1	0	0	0	2	0	0
1987-88	3	0	1	1	2	0	0
TOTALS	106	12	28	40	52	6	0

DAMIEN BRUNNER

YEAR	GP	G	A	PTS	PIM	PP	SH
2013-14	60	11	14	25	26	4	0
2014-15	17	2	5	7	8	0	0
TOTALS	77	13	19	32	34	4	0

SERGEI BRYLIN

YEAR	GP	G	A	PTS	PIM	PP	SH
1994-95	26	6	8	14	8	0	0
1995-96	50	4	5	9	26	0	0
1996-97	29	2	2	4	20	0	0
1997-98	18	2	3	5	0	0	0
1998-99	47	5	10	15	28	3	0
1999-00	64	9	11	20	20	1	0
2000-01	75	23	29	52	24	3	1
2001-02	76	16	28	44	10	5	0
2002-03	52	11	8	19	16	3	1
2003-04	82	14	19	33	20	7	0
2005-06	82	15	22	37	46	4	0
2006-07	82	16	24	40	35	8	0
2007-08	82	6	10	16	20	0	0
TOTALS	765	129	179	308	273	34	2

WILL BUTCHER

PLAYOFFS	GP	G	A	PTS	PIM	PP	SH
1995	12	1	2	3	4	0	0
1999	5	3	1	4	4	1	0
2000	17	3	5	8	0	0	0
2001	20	3	4	7	6	1	0
2002	6	0	2	2	2	0	0
2003	19	1	3	4	8	0	0
2004	5	0	0	0	0	0	0
2006	9	2	0	2	2	0	0
2007	11	1	2	3	6	1	0
2008	5	1	0	1	0	0	0
TOTALS	109	15	19	34	32	3	0

WILL BUTCHER

YEAR	GP	G	A	PTS	PIM	PP	SH
2017-18	5	1	3	4	8	3	0
2018-19	78	4	26	30	18	1	0
2019-20	56	4	17	21	6	0	0
2020-21	23	1	10	11	2	0	0
TOTALS	238	14	92	106	34	4	0

BOBBY BUTLER

PLAYOFFS	GP	G	A	PTS	PIM	PP	SH
2017-18	5	1	3	4	0	1	0

DAVE CAMERON

YEAR	GP	G	A	PTS	PIM	PP	SH
1982-83	35	5	4	9	50	1	0
1983-84	67	9	12	21	85	2	0
TOTALS	102	14	16	30	135	3	0

MICHAEL CAMMALLERI

YEAR	GP	G	A	PTS	PIM	PP	SH
2014-15	68	27	15	42	28	9	2
2015-16	42	14	24	38	18	3	0
2016-17	61	10	21	31	21	1	0
TOTALS	171	51	60	111	67	13	2

ANDERS CARLSSON

YEAR	GP	G	A	PTS	PIM	PP	SH
1986-87	48	2	18	20	14	0	0
1987-88	9	1	0	1	0	0	0
1988-89	47	4	8	12	20	0	0
TOTALS	104	7	26	33	34	0	0

BOB CARPENTER

PLAYOFFS	GP	G	A	PTS	PIM	PP	SH
1988	3	1	0	1	2	0	0

YEAR	GP	G	A	PTS	PIM	PP	SH
1993-94	76	10	23	33	51	0	2
1994-95	41	5	11	16	19	0	0
1995-96	52	5	5	10	14	0	1
1996-97	62	4	15	19	14	0	1
1997-98	66	9	9	18	22	0	1
1998-99	56	2	8	10	36	0	0
TOTALS	353	35	71	106	156	0	5

BOB CARPENTER cont.

PLAYOFFS	GP	G	A	PTS	PIM	PP	SH
1994	20	1	7	8	20	0	0
1995	17	1	4	5	6	1	0
1997	10	1	2	3	2	0	0
1998	6	1	0	1	0	0	0
1999	7	0	0	0	2	0	0
TOTALS	60	4	13	17	30	1	0

CONNOR CARRICK

YEAR	GP	G	A	PTS	PIM	PP	SH
2018-19	20	1	6	7	6	0	0
2019-20	29	1	5	6	17	0	0
2020-21	11	1	1	2	5	0	0
TOTALS	60	3	12	15	28	0	0

RYAN CARTER

YEAR	GP	G	A	PTS	PIM	PP	SH
2011-12	65	4	4	8	84	0	0
2012-13	44	6	9	15	31	0	1
2013-14	62	7	3	10	35	0	0
TOTALS	171	17	16	33	150	0	1
PLAYOFFS	GP	G	A	PTS	PIM	PP	SH
2012	23	5	2	7	32	0	0

SHAWN CHAMBERS

YEAR	GP	G	A	PTS	PIM	PP	SH
1994-95	21	2	5	7	6	1	0
1995-96	64	2	21	23	18	2	0
1996-97	73	4	17	21	19	1	0
TOTALS	158	8	43	51	43	4	0
PLAYOFFS	GP	G	A	PTS	PIM	PP	SH
1995	20	4	5	9	2	2	0
1997	10	1	6	7	6	1	0
TOTALS	30	5	11	16	8	3	0

RICH CHERNOMAZ

YEAR	GP	G	A	PTS	PIM	PP	SH
1983-84	7	2	1	3	2	0	0
1984-85	3	0	2	2	2	0	0
1986-87	25	6	4	10	8	2	0
TOTALS	35	8	7	15	12	2	0

TOM CHORSKE

YEAR	GP	G	A	PTS	PIM	PP	SH
1991-92	76	19	17	36	32	0	3
1992-93	50	7	12	19	25	0	0
1993-94	76	21	20	41	32	1	1
1994-95	42	10	8	18	16	0	0
TOTALS	244	57	57	114	105	1	4
PLAYOFFS	GP	G	A	PTS	PIM	PP	SH
1992	7	0	3	3	4	0	0
1993	1	0	0	0	0	0	0
1994	20	4	3	7	0	0	0
1995	17	1	5	6	4	0	0
TOTALS	45	5	11	16	8	0	0

JEFF CHRISTIAN

YEAR	GP	G	A	PTS	PIM	PP	SH
1991-92	2	0	0	0	2	0	0

CHRIS CICHOCKI

YEAR	GP	G	A	PTS	PIM	PP	SH
1987-88	5	1	0	1	2	0	0
1988-89	2	0	1	1	2	0	0
TOTALS	7	1	1	2	4	0	0

ZDENO CIGER

YEAR	GP	G	A	PTS	PIM	PP	SH
1990-91	45	8	17	25	8	2	0
1991-92	20	6	5	11	10	1	0
1992-93	27	4	8	12	2	2	0
TOTALS	92	18	30	48	20	5	0
PLAYOFFS	GP	G	A	PTS	PIM	PP	SH
1991	6	0	2	2	4	0	0
1992	7	2	4	6	0	0	0
TOTALS	13	2	6	8	4	0	0

JOE CIRELLA

YEAR	GP	G	A	PTS	PIM	PP	SH
1982-83	2	0	1	1	4	0	0
1983-84	79	11	33	44	137	6	0
1984-85	66	6	18	24	141	2	0
1985-86	66	6	23	29	147	2	0
1986-87	65	9	22	31	111	6	0
1987-88	80	8	31	39	191	2	0
1988-89	80	3	19	22	155	0	1
TOTALS	438	43	147	190	886	18	1
PLAYOFFS	GP	G	A	PTS	PIM	PP	SH
1988	19	0	7	7	49	0	0

FREDRIK CLAESSON

YEAR	GP	G	A	PTS	PIM	PP	SH
2019-20	5	1	1	2	0	0	0

NOAH CLARKE

YEAR	GP	G	A	PTS	PIM	PP	SH
2007-08	1	1	0	1	0	0	0

DAVID CLARKSON

YEAR	GP	G	A	PTS	PIM	PP	SH
2006-07	7	3	1	4	6	2	0
2007-08	81	9	13	22	183	0	0
2008-09	82	17	15	32	164	4	0
2009-10	46	11	13	24	85	3	0
2010-11	82	12	6	18	116	1	0
2011-12	80	30	16	46	138	8	0
2012-13	48	15	9	24	78	6	0
TOTALS	426	97	73	170	770	24	0

PLAYOFFS	GP	G	A	PTS	PIM	PP	SH
2007	3	0	0	0	2	0	0

2008	5	0	0	0 <td>4</td> <td>0</td> <td>0</td>	4	0	0
------	---	---	---	------------------------------------	---	---	---

2009	7	2	0	2	19	1	0
------	---	---	---	---	----	---	---

2010	5	0	0	0	22	0	0
------	---	---	---	---	----	---	---

2012	24	3	9	12	32	0	0
------	----	---	---	----	----	---	---

TOTALS	44	5	9	14	79	1	0
--------	----	---	---	----	----	---	---

RYANE CLOWE

YEAR	GP	G	A	PTS	PIM	PP	SH
2013-14	43	7	19	26	33	3	0
2014-15	13	1	3	4	4	0	0
TOTALS	56	8	22	30	37	3	0

DANTON COLE

YEAR	GP	G	A	PTS	PIM	PP	SH
1994-95	12	1	2	3	8	0	0
PLAYOFFS	GP	G	A	PTS	PIM	PP	SH
1995	1	0	0	0	0	0	0

BLAKE COLEMAN

YEAR	GP	G	A	PTS	PIM	PP	SH
2016-17	23	1	1	2	27	0	0
2017-18	79	13	12	25	50	0	2
2018-19	78	22	14	36	71	3	3
2019-20	57	21	10	31	40	1	2
TOTALS	237	57	37	94	188	4	7
PLAYOFFS	GP	G	A	PTS	PIM	PP	SH
2018	5	2	0	2	4	0	1

MIKE COMMODORE

YEAR	GP	G	A	PTS	PIM	PP	SH
2000-01	20	1	4	5	14	0	0
2001-02	37	0	1	1	30	0	0
TOTALS	57	1	5	6	44	0	0

PAT CONACHER

YEAR	GP	G	A	PTS	PIM	PP	SH
1985-86	2	0	2	2	2	0	0
1987-88	24	2	5	7	12	0	0
1988-89	55	7	5	12	14	0	1
1989-90	19	3	3	6	4	0	0
1990-91	49	5	11	16	27	0	0
1991-92	44	7	3	10	16	0	1
TOTALS	193	24	29	53	75	0	2
PLAYOFFS	GP	G	A	PTS	PIM	PP	SH
1988	17	2	2	4	14	0	1
1990	5	1	0	1	10	0	0
1991	7	0	2	2	2	0	0
1992	7	1	1	2	4	0	1
TOTALS	36	4	5	9	30	0	2

BOB CORKUM

YEAR	GP	G	A	PTS	PIM	PP	SH
2000-01	17	3	1	4	4	0	0
PLAYOFFS	GP	G	A	PTS	PIM	PP	SH
2001	12	1	2	3	0	0	0

MATT CORRETE

YEAR	GP	G	A	PTS	PIM	PP	SH
2009-10	12	0	0	0	24	0	0
2010-11	22	0	6	6	44	0	0
TOTALS	34	0	6	6	68	0	0
PLAYOFFS	GP	G	A	PTS	PIM	PP	SH
2010	2	0	0	0	2	0	0

TROY CROWDER

YEAR	GP	G	A	PTS	PIM	PP	SH
1989-90	10	0	0	0	23	0	0
1990-91	59	6	3	9	182	0	0
TOTALS	69	6	3	9	205	0	0
PLAYOFFS	GP	G	A	PTS	PIM	PP	SH
1988	1	0	0	0	12	0	0
1990	2	0	0	0	10	0	0
TOTALS	3	0	0	0	22	0	0

MATT D'AGOSTINI

YEAR	GP	G	A	PTS	PIM	PP	SH
2012-13	13	2	2	4	6	0	0

PIERRE DAGENAIS

YEAR	GP	G	A	PTS	PIM	PP	SH
2000-01	9	3	2	5	6	1	0
2001-02	16	3	3	6	4	1	0
TOTALS	25	6	5	11	10	2	0

KEN DANEYKO

YEAR	GP	G	A	PTS	PIM	PP	SH
1983-84	11	1	4	5	17	0	0
1984-85	1	0	0	0	10	0	0
1985-86	44	0	10	10	100	0	0
1986-87	79	2	12	14	183	0	0
1987-88	80	5	7	12	239	1	0
1988-89	80	5	5	10	283	1	0
1989-90	74	6	15	21	219	0	1
1990-91	80	4	16	20	249	1	2
1991-92	80	1	7	8	170	0	0
1992-93	84	2	11	13	236	0	0
1993-94	78	1	9	10	176	0	0
1994-95	25	1	2	3	54	0	0
1995-96	80	2	4	6	115	0	0
1996-97	77	2	7	9	70	0	0
1997-98	37	0	1	1	57	0	0
1998-99	82	2	9	11	63	0	0
1999-00	78	0	6	6	98	0	0
2000-01	77	0	4	4	87	0	0
2001-02	67	0	6	7	60	0	0
2002-03	69	2	7	9	33	0	0

TOTALS	1283	36	142	178	2519	3	3
---------------	-------------	-----------	------------	------------	-------------	----------	----------

PLAYOFFS	GP	G	A	PTS	PIM	PP	SH
1988	20	1	6	7	83	0	0
1990	6	2	0	2	21	0	0
1991	7	0	1	1	10	0	0
1992	7	0	3	3	16	0	0
1993	5	0	0	0	8	0	0
1994	20	0	1	1	45	0	0
1995	20	1	0	1	22	0	0
1997	10	0	0	0	28	0	0
1998	6	0	1	1	10	0	0
1999	7	0	0	0	8	0	0
2000	23	1	2	3	14	0	0
2001	25	0	3	3	21	0	0
2002	6	0	0	0	8	0	0
2003	13	0	0	0	2	0	0

TOTALS	175	5	17	22	296	0	0
---------------	------------	----------	-----------	-----------	------------	----------	----------

SCOTT DANIELS

YEAR	GP	G	A	PTS	PIM	PP	SH
1997-98	26	0	3	3	102	0	0
1998-99	1	0	0	0	0	0	0
TOTALS	27	0	3	3	102	0	0

PLAYOFFS	GP	G	A	PTS	PIM	PP	SH
1998	1	0	0	0	0	0	0

MIKE DANTON

YEAR	GP	G	A	PTS	PIM	PP	SH
2000-01	2	0	0	0	6	0	0
2002-03	17	2	0	2	35	0	0
TOTALS	19	2	0	2	41	0	0

CRAIG DARBY

YEAR	GP	G	A	PTS	PIM	PP	SH
2002-03	3	0	1	1	0	0	0
2003-04	2	0	0	0	0	0	0
TOTALS	5	0	1	1	0	0	0

PATRICK DAVIS

YEAR	GP	G	A	PTS	PIM	PP	SH
2008-09	1	0	0	0	0	0	0
2009-10	8	1	0	1	0	0	0
TOTALS	9	1	0	1	0	0	0

ROB DAVISON

YEAR	GP	G	A	PTS	PIM	PP	SH
2009-10	1	0	0	0	0	0	0

JEAN-SEBASTIEN DEA

YEAR	GP	G	A	PTS	PIM	PP	SH
2018-19	20	3	2	5	6	0	0

KEVIN DEAN

YEAR	GP	G	A	PTS	PIM	PP	SH
1994-95	17	0	1	1	4	0	0
1995-96	41	0	6	6	28	0	0
1996-97	28	2	4	6	6	0	0
1997-98	50	1	8	9	12	1	0
1998-99	62	1	10	11	22	1	0
TOTALS	198	4	29	33	72	2	0

PLAYOFFS	GP	G	A	PTS	PIM	PP	SH
1995	3	0	2	2	0	0	0
1997	1	1	0	1	0	0	0
1998	5	1	0	1	2	0	0
1999	7	0	0	0	0	0	0

TOTALS	16	2	2	4	2	0	0
---------------	-----------	----------	----------	----------	----------	----------	----------

DON DIETRICH

YEAR	GP	G	A	PTS	PIM	PP	SH
1985-86	11	0	2	2	10	0	0

DAN DORION

YEAR	GP	G	A	PTS	PIM	PP	SH
1985-86	3	1	1	2	0	0	0
1987-88	1	0	0	0	2	0	0
TOTALS	4	1	1	2	2	0	0

JIM DOWD

YEAR	GP	G	A	PTS	PIM	PP	SH
1991-92	1	0	0	0	0	0	0
1992-93	1	0	0	0	0	0	0
1993-94	15	5	10	15	0	2	0
1994-95	10	1	4	5	0	1	0
1995-96	28	4	9	13	17	0	0
2006-07	66	4	4	8	20	0	1
TOTALS	121	14	27	41	37	3	1

BRUCE DRIVER

YEAR	GP	G	A	PTS	PIM	PP	SH
1983-84	4	0	2	2	0	0	0
1984-85	67	9	23	32	36	3	1
1985-86	40	3	15	18	32	1	0
1986-87	74	6	28	34	36	0	0
1987-88	74	15	40	55	68	7	0
1988-89	27	1	15	16	24	1	0
1989-90	75	7	46	53	63	1	0
1990-91	73	9	36	45	62	7	0
1991-92	78	7	35	42	66	3	1
1992-93	83	14	40	54	66	6	0
1993-94	66	8	24	32	63	3	1
1994-95	41	4	12	16	18	1	0

TOTALS	702	83	316	399	534	33	3
---------------	------------	-----------	------------	------------	------------	-----------	----------

TYLER ECKFORD

YEAR	GP	G	A	PTS	PIM	PP	SH
2009-10	3	0	1	1	4	0	0
2010-11	4	0	0	0	0	0	0
TOTALS	7	0	1	1	4	0	0

PATRIK ELIAS

YEAR	GP	G	A	PTS	PIM	PP	SH
1995-96	1	0	0	0	0	0	0
1996-97	17	2	3	5	2	0	0
1997-98	74	18	19	37	28	5	0
1998-99	74	17	33	50	34	3	0
1999-00	72	35	37	72	58	9	0
2000-01	82	40	56	96	51	8	3
2001-02	75	29	32	61	36	8	1
2002-03	81	28	29	57	22	6	0
2003-04	82	38	43	81	44	9	3
2005-06	38	16	29	45	20	6	0
2006-07	75	21	48	69	38	8	0
2007-08	74	20	35	55	38	7	0
2008-09	77	31	47	78	32	12	2
2009-10	58	19	29	48	40	3	1
2010-11	81	21	41	62	16	7	1
2011-12	81	26	52	78	16	8	2
2012-13	48	14	22	36	22	5	1
2013-14	65	18	35	53	30	4	2
2014-15	69	13	21	34	12	5	0
2015-16	16	2	6	8	10	0	0
TOTALS	1240	408	617	1025	549	113	16

DAVE ELLETT

YEAR	GP	G	A	PTS	PIM	PP	SH
1996-97	20	2	5	7	6	1	0
PLAYOFFS	GP	G	A	PTS	PIM	PP	SH
1997	10	0	3	3	10	0	0

DAVID EMMA

YEAR	GP	G	A	PTS	PIM	PP	SH
1992-93	2	0	0	0	0	0	0
1993-94	15	5	5	10	2	1	0
1994-95	6	0	1	1	0	0	0
TOTALS	23	5	6	11	2	1	0

JIM FAHEY

YEAR	GP	G	A	PTS	PIM	PP	SH
2006-07	13	0	1	1	2	0	0

BOBBY FARNHAM

YEAR	GP	G	A	PTS	PIM	PP	SH
2015-16	50	8	2	10	92	0	0

MARK FAYNE

YEAR	GP	G	A	PTS	PIM	PP	SH
2010-11	57	4	10	14	27	0	0
2011-12	82	4	13	17	26	0	0
2012-13	31	1	5	6	16	0	1
2013-14	72	4	7	11	30	0	1
TOTALS	242	13	35	48	99	0	2
PLAYOFFS	GP	G	A	PTS	PIM	PP	SH
2012	24	0	3	3	6	0	0

VIACHESLAV FETISOV

YEAR	GP	G	A	PTS	PIM	PP	SH
1989-90	72	8	34	42	52	2	0
1990-91	67	3	16	19	62	1	0
1991-92	70	3	23	26	108	0	0
1992-93	76	4	23	27	158	1	1
1993-94	52	1	14	15	30	0	0
1994-95	4	0	1	1	0	0	0
TOTALS	341	19	111	130	410	4	1
PLAYOFFS	GP	G	A	PTS	PIM	PP	SH
1990	6	0	2	2	10	0	0
1991	7	0	0	0	17	0	0
1992	6	0	3	3	8	0	0
1993	5	0	2	2	4	0	0
1994	14	1	0	1	8	0	0
TOTALS	38	1	7	8	47	0	0

VERNON FIDDLER

YEAR	GP	G	A	PTS	PIM	PP	SH
2016-17	39	1	2	3	29	0	1

LARRY FLOYD

YEAR	GP	G	A	PTS	PIM	PP	SH
1982-83	5	1	0	1	2	0	0
1983-84	7	1	3	4	7	0	0
TOTALS	12	2	3	5	9	0	0

COREY FOSTER

YEAR	GP	G	A	PTS	PIM	PP	SH
1988-89	2	0	0	0	0	0	0

DWIGHT FOSTER

YEAR	GP	G	A	PTS	PIM	PP	SH
1982-83	4	0	0	0	2	0	0

KURTIS FOSTER

YEAR	GP	G	A	PTS	PIM	PP	SH
2011-12	28	3	9	12	23	2	0

MARK FRASER

YEAR	GP	G	A	PTS	PIM	PP	SH
2006-07	7	0	0	0	7	0	0
2009-10	61	3	3	6	36	0	0
2010-11	26	0	2	2	29	0	0
2011-12	4	0	0	0	14	0	0
2014-15	34	0	4	4	55	0	0
TOTALS	132	3	9	12	141	0	0
PLAYOFFS	GP	G	A	PTS	PIM	PP	SH
2010	1	0	0	0	0	0	0

JEFF FRIESEN

YEAR	GP	G	A	PTS	PIM	PP	SH
2002-03	81	23	28	51	26	3	0
2003-04	81	17	20	37	26	5	0
TOTALS	162	40	48	88	52	8	0
PLAYOFFS	GP	G	A	PTS	PIM	PP	SH
2003	24	10	4	14	6	1	0
2004	5	0	0	0	4	0	0
TOTALS	29	10	4	14	10	1	0

KURTIS GABRIEL

YEAR	GP	G	A	PTS	PIM	PP	SH
2018-19	22	2	2	4	59	0	0

PAUL GAGNE

YEAR	GP	G	A	PTS	PIM	PP	SH
1982-83	53	14	15	29	13	4	0
1983-84	66	14	18	32	33	3	0
1984-85	79	24	19	43	28	3	0
1985-86	47	19	19	38	14	4	0
TOTALS	245	71	71	142	88	14	0

BRUCE GARDINER

YEAR	GP	G	A	PTS	PIM	PP	SH
2001-02	7	2	1	3	2	1	0

LUKE GAZDIC

YEAR	GP	G	A	PTS	PIM	PP	SH
2016-17	11	0	0	0	12	0	0

ERIC GELINAS

YEAR	GP	G	A	PTS	PIM	PP	SH
2012-13	1	0	0	0	0	0	0
2013-14	60	7	22	29	22	5	0
2014-15	61	6	13	19	42	3	0
2015-16	34	1	5	6	16	1	0
TOTALS	156	14	40	54	80	9	0

BRIAN GIBBONS

YEAR	GP	G	A	PTS	PIM	PP	SH
2017-18	59	12	14	26	20	0	3

PLAYOFFS

GP	G	A	PTS	PIM	PP	SH
2018	2	0	0	0	0	0

DOUG GILMOUR

YEAR	GP	G	A	PTS	PIM	PP	SH
1996-97	20	7	15	22	22	2	0
1997-98	63	13	40	53	68	3	0
TOTALS	83	20	55	75	90	5	0
PLAYOFFS	GP	G	A	PTS	PIM	PP	SH
1997	10	0	4	4	14	0	0
1998	6	5	2	7	4	1	0
TOTALS	16	5	6	11	18	1	0

BRIAN GIONTA

YEAR	GP	G	A	PTS	PIM	PP	SH
2001-02	33	4	7	11	8	0	0
2002-03	58	12	13	25	23	2	0
2003-04	75	21	8	29	36	0	0
2005-06	82	48	41	89	46	24	1
2006-07	62	25	20	45	36	11	0
2007-08	82	22	31	53	46	8	1
2008-09	81	20	40	60	32	3	3
TOTALS	473	152	160	312	227	48	5

PLAYOFFS	GP	G	A	PTS	PIM	PP	SH
2002	6	2	2	4	0	0	1
2003	24	1	8	9	6	0	0
2004	5	2	3	5	0	1	0
2006	9	3	4	7	2	1	1
2007	11	8	1	9	4	3	0
2008	5	1	0	1	2	0	0
2009	7	2	3	5	4	0	0
TOTALS	67	19	21	40	18	5	2

STEPHEN GIONTA

YEAR	GP	G	A	PTS	PIM	PP	SH
2010-11	12	0	0	0	6	0	0
2011-12	1	1	0	1	0	0	0
2012-13	48	4	10	14	14	0	0
2013-14	66	4	7	11	18	0	1
2014-15	61	5	8	13	12	0	0
2015-16	82	1	10	11	43	0	0
TOTALS	270	15	35	50	93	0	1

PLAYOFFS	GP	G	A	PTS	PIM	PP	SH
2012	24	3	4	7	4	0	0

RAYMOND GIROUX

YEAR	GP	G	A	PTS	PIM	PP	SH
2002-03	11	0	1	1	6	0	0
2003-04	11	0	3	3	4	0	0
TOTALS	22	0	4	4	10	0	0
PLAYOFFS	GP	G	A	PTS	PIM	PP	SH
2004	4	0	0	0	0	0	0

SASCHA GOC

YEAR	GP	G	A	PTS	PIM	PP	SH
2000-01	11	0	0	0	4	0	0
2001-02	2	0	0	0	0	0	0
TOTALS	13	0	0	0	4	0	0

SCOTT GOMEZ

YEAR	GP	G	A	PTS	PIM	PP	SH
1999-00	82	19	51	70	78	7	0
2000-01	76	14	49	63	46	2	0
2001-02	76	10	38	48	36	1	0
2002-03	80	13	42	55	48	2	0
2003-04	80	14	56	70	70	3	0
2005-06	82	33	51	84	42	9	0
2006-07	72	13	47	60	42	4	0
2014-15	58	7	27	34	23	0	0
TOTALS	606	123	361	484	385	28	0

PLAYOFFS	GP	G	A	PTS	PIM	PP	SH
2000	23	4	6	10	4	1	0
2001	25	5	9	14	24	0	0
2003	24	3	9	12	2	0	0
2004	5	0	6	6	0	0	0
2006	9	5	4	9	6	4	0
2007	11	4	10	14	14	0	0
TOTALS	97	21	44	65	50	5	0

ERIC GRUBA

YEAR	GP	G	A	PTS	PIM	PP	SH
2018-19	10	0	0	0	10	0	0

MICHAEL GRABNER

YEAR	GP	G	A	PTS	PIM	PP	SH
2017-18	21	2	3	5	4	0	1

MARC-ANDRE GRAGNANI

YEAR	GP	G	A	PTS	PIM	PP	SH
2015-16	4	0	0	0	2	0	0

RYAN GRAVES

YEAR	GP	G	A	PTS	PIM	PP	SH
2021-22	75	6	22	28	24	0	0
2022-23	78	8	18	26	28	0	0
TOTALS	153	14	40	54	52	0	0
PLAYOFFS	GP	G	A	PTS	PIM	PP	SH
2022-23	10	0	1	1	4	0	0

ANDY GREENE

YEAR	GP	G	A	PTS	PIM	PP	SH
2006-07	23	1	5	6	6	1	0
2007-08	59	2	8	10	22	2	0
2008-09	49	2	7	9	22	0	0
2009-10	78	6	31	37	14	4	0
2010-11	82	4	19	23	22	1	0
2011-12	56	1	15	16	16	0	0
2012-13	48	4	12	16	20	2	1
2013-14	82	8	24	32	32	3	0
2014-15	82	3	19	22	20	0	0
2015-16	82	4	9	13	26	1	0
2016-17	66	4	9	13	8	1	1
2017-18	81	3	10	13	21	0	0
2018-19	82	5	20	25	16	0	0
2019-20	53	2	9	11	14	0	0
TOTALS	923	49	197	246	259	15	2
PLAYOFFS	GP	G	A	PTS	PIM	PP	SH
2007	11	2	1	3	2	0	0
2008	2	0	0	0	0	0	0
2009	3	0	1	1	0	0	0
2010	5	1	1	2	6	1	0
2012	24	0	2	1	8	0	0
2014-15	82	3	9	9	22	1	0

STANISLAV GRON

YEAR	GP	G	A	PTS	PIM	PP	SH
2000-01	1	0	0	0	0	0	0

BILL GUERIN

YEAR	GP	G	A	PTS	PIM	PP	SH
1991-92	5	0	1	1	9	0	0
1992-93	65	14	20	34	63	0	0
1993-94	81	25	19	44	101	2	0
1994-95	48	12	13	25	72	4	0
1995-96	80	23	30	53	116	8	0
1996-97	82	29	18	47	95	7	0
1997-98	19	5	5	10	13	1	0
TOTALS	380	108	106	214	469	22	0
PLAYOFFS	GP	G	A	PTS	PIM	PP	SH
1992	6	3	0	3	4	0	0
1993	5	1	1	2	4	0	0
1994	17	2	2	4	35	0	0
1995	20	3	8	11	30	1	0
1997	8	2	1	3	18	1	0
TOTALS	56	11	11	22	91	2	0

STEVE GUOLLA

YEAR	GP	G	A	PTS	PIM	PP	SH
2002-03	12	2	0	2	2	0	0

NIKITA GUSEV

YEAR	GP	G	A	PTS	PIM	PP	SH
2019-20	66	13	31	44	12	5	0
2020-21	20	2	3	5	0	0	0
TOTALS	86	15	34	49	12	5	0

DAVID HALE

YEAR	GP	G	A	PTS	PIM	PP	SH
2003-04	65	0	4	4	72	0	0
2005-06	38	0	4	4	21	0	0
2006-07	43	0	0	1	26	0	0
TOTALS	146	0	9	9	119	0	0
PLAYOFFS	GP	G	A	PTS	PIM	PP	SH
2004	1	0	0	0	0	0	0
2006	8	0	2	2	12	0	0
TOTALS	9	0	2	2	12	0	0

MATT HALISCHUK

YEAR	GP	G	A	PTS	PIM	PP	SH
2008-09	1	0	1	1	0	0	0
2009-10	20	1	1	2	2	0	0
TOTALS	21	1	2	3	2	0	0

TAYLOR HALL

YEAR	GP	G	A	PTS	PIM	PP	SH
2016-17	72	20	33	53	32	7	0
2017-18	76	39	54	93	34	13	1
2018-19	33	11	26	37	16	1	0
2019-20	30	6	19	25	20	4	0
TOTALS	211	76	132	208	102	23	1
PLAYOFFS	GP	G	A	PTS	PIM	PP	SH
2018	5	2	4	6	6	0	0

BEN HANKINSON

YEAR	GP	G	A	PTS	PIM	PP	SH
1992-93	4	2	1	3	9	0	0
1993-94	13	1	0	1	23	0	0
1994-95	8	0	0	0	7	0	0
TOTALS	25	3	1	4	39	0	0
PLAYOFFS	GP	G	A	PTS	PIM	PP	SH
1994	2	1	0	1	4	0	0

PETER HARROLD

YEAR	GP	G	A	PTS	PIM	PP	SH
2011-12	11	0	2	2	0	0	0
2012-13	23	2	3	5	6	1	0
2013-14	33	0	4	4	14	0	0
2014-15	43	3	2	5	4	0	0
TOTALS	110	5	11	16	24	1	0

PLAYOFFS	GP	G	A	PTS	PIM	PP	SH
2012	17	0	4	4	6	0	0

NICLAS HAVELID

YEAR	GP	G	A	PTS	PIM	PP	SH
2008-09	15	0	4	4	6	0	0
PLAYOFFS	GP	G	A	PTS	PIM	PP	SH
2009	7	0	1	1	2	0	0

MARTIN HAVLAT

YEAR	GP	G	A	PTS	PIM	PP	SH
2014-15	40	5	9	14	10	3	0

JOHN HAYDEN

YEAR	GP	G	A	PTS	PIM	PP	SH
2019-20	43	3	1	4	77	0	0

JIMMY HAYES

YEAR	GP	G	A	PTS	PIM	PP	SH
2017-18	33	3	6	9	6	1	0

SETH HELGESON

YEAR	GP	G	A	PTS	PIM	PP	SH
2014-15	22	0	2	2	18	0	0
2015-16	19	0	1	1	17	0	0
2016-17	9	1	0	1	15	0	0
TOTALS	50	1	3	4	50	0	0

ALAN HEPPLER

YEAR	GP	G	A	PTS	PIM	PP	SH
1983-84	1	0	0	0	7	0	0
1984-85	1	0	0	0	0	0	0
1985-86	1	0	0	0	0	0	0
TOTALS	3	0	0	0	7	0	0

ADAM HENRIQUE

YEAR	GP	G	A	PTS	PIM	PP	SH
2011-12	74	16	35	51	7	0	4
2012-13	42	11	5	16	16	3	2
2013-14	77	25	18	43	20	7	3
2014-15	75	16	27	43	34	5	0
2015-16	80	30	20	50	23	7	2
2016-17	82	20	20	40	38	6	2
2017-18	24	4	10	14	6	2	0
TOTALS	454	122	135	257	144	30	13
PLAYOFFS	GP	G	A	PTS	PIM	PP	SH
2012	24	5	8	13	11	0	0

ULI HIEMER

YEAR	GP	G	A	PTS	PIM	PP	SH
1984-85	53	5	24	29	70	3	0
1985-86	50	8	16	24	61	6	0
1986-87	40	6	14	20	45	2	0
TOTALS	143	19	54	73	176	11	0

TIM HIGGINS

YEAR	GP	G	A	PTS	PIM	PP	SH
1983-84	37	18	10	28	27	3	1
1984-85	71	19	29	48	30	5	0
1985-86	59	9	17	26	47	2	0
TOTALS	167	46	56	102	104	10	1

BOB HOFFMEYER

YEAR	GP	G	A	PTS	PIM	PP	SH
1983-84	58	4	12	16	61	0	0
1984-85	37	1	6	7	65	0	0
TOTALS	95	5	18	23	126	0	0

BOBBY HOLIK

YEAR	GP	G	A	PTS	PIM	PP	SH
1992-93	61	20	19	39	76	7	0
1993-94	70	13	20	33	72	2	0
1994-95	48	10	10	20	18	0	0
1995-96	63	13	17	30	58	1	0
1996-97	82	23	39	62	54	5	0
1997-98	82	29	36	65	100	8	0
1998-99	78	27	37	64	119	5	0
1999-00	79	23	23	46	106	7	0
2000-01	80	15	35	50	97	3	0
2001-02	81	25	29	54	97	6	0
2008-09	62	4	5	9	66	0	0
TOTALS	786	202	270	472	863	44	0
PLAYOFFS	GP	G	A	PTS	PIM	PP	SH
1993	5	1	1	2	6	0	0
1994	20	0	3	3	6	0	0
1995	20	4	4	8	22	2	0
1997	10	2	3	5	4	1	0
1998	5	0	0	0	8	0	0
1999	7	0	7	7	6	0	0
2000	23	3	7	10	14	0	0
2001	25	6	10	16	37	1	0
2002	6	4	1	5	2	1	0
2009	3	0	1	1	2	0	0
TOTALS	124	20	37	57	107	5	0

PHIL HOUSLEY

YEAR	GP	G	A	PTS	PIM	PP	SH
1995-96	22	1	15	16	8	0	0

GARRY HOWATT

YEAR	GP	G	A	PTS	PIM	PP	SH
1982-83	38	1	4	5	114	0	0
1983-84	6	0	0	0	14	0	0
TOTALS	44	1	4	5	128	0	0

JAN HRDINA

YEAR	GP	G	A	PTS	PIM	PP	SH
2003-04	13	1	6	7	10	0	0
PLAYOFFS	GP	G	A	PTS	PIM	PP	SH
2004	5	2	0	2	2	0	0

CALE HULSE

YEAR	GP	G	A	PTS	PIM	PP	SH
1995-96	8	0	0	0	15	0	0

JAMIE HUSCROFT

YEAR	GP	G	A	PTS	PIM	PP	SH
1988-89	15	0	2	2	51	0	0
1989-90	42	2	3	5	149	0	0
1990-91	8	0	1	1	27	0	0
TOTALS	65	2	6	8	227	0	0
PLAYOFFS	GP	G	A	PTS	PIM	PP	SH
1990	5	0	0	0	16	0	0
1991	3	0	0	0	6	0	0
TOTALS	8	0	0	0	22	0	0

DAVE HUTCHISON

YEAR	GP	G	A	PTS	PIM	PP	SH
1982-83	32	1	4	5	102	0	0

JOSH JACOBS

YEAR	GP	G	A	PTS	PIM	PP	SH
2018-19	1	0	0	0	0	0	0
2019-20	2	0	0	0	2	0	0
TOTALS	3	0	0	0	2	0	0

JAROMIR JAGR

YEAR	GP	G	A	PTS	PIM	PP	SH
2013-14	82	24	43	67	46	5	0
2014-15	57	11	18	29	42	2	0
TOTALS	139	35	61	96	88	7	0

CAM JANSSEN

YEAR	GP	G	A	PTS	PIM	PP	SH
2005-06	47	0	0	0	91	0	0
2006-07	48	1	0	1	114	0	0
2011-12	48	0	1	1	75	0	0
2012-13	4	0	0	0	2	0	0
2013-14	24	3	0	3	22	0	0
TOTALS	171	4	1	5	304	0	0
PLAYOFFS	GP	G	A	PTS	PIM	PP	SH
2006	9	0	0	0	26	0	0

JOHN JOHANNSON

YEAR	GP	G	A	PTS	PIM	PP	SH
1983-84	5	0	0	0	0	0	0

MARCUS JOHANSSON

YEAR	GP	G	A	PTS	PIM	PP	SH
2017-18	29	5	9	14	14	1	0
2018-19	48	12	15	27	8	2	0
TOTALS	77	17	24	41	22	3	0
PLAYOFFS	GP	G	A	PTS	PIM	PP	SH
2018	3	0	0	0	0	0	0

MARK JOHNSON

YEAR	GP	G	A	PTS	PIM	PP	SH
1985-86	80	21	41	62	16	6	1
1986-87	68	25	26	51	22	11	2
1987-88	54	14	19	33	14	2	3
1988-89	40	13	25	38	24	4	0
1989-90	63	16	29	45	12	4	0
TOTALS	305	89	140	229	88	27	6
PLAYOFFS	GP	G	A	PTS	PIM	PP	SH
1988	18	10	8	18	4	5	0
1990	2	0	0	0	0	0	0
TOTALS	20	10	8	18	4	5	0

JACOB JOSEFSON

YEAR	GP	G	A	PTS	PIM	PP	SH
2010-11	28	3	7	10	6	0	0
2011-12	41	2	7	9	6	0	0
2012-13	22	1	2	3	2	0	0
2013-14	27	1	2	3	4	0	1
2014-15	62	6	5	11	24	0	3
2015-16	58	4	10	14	20	3	0
2016-17	38	1	9	10	16	0	0
TOTALS	276	18	42	60	78	3	4
PLAYOFFS	GP	G	A	PTS	PIM	PP	SH
2016	6	0	1	1	0	0	0

SERGEY KALININ

YEAR	GP	G	A	PTS	PIM	PP	SH
2015-16	78	8	7	15	33	3	0
2016-17	43	2	2	4	15	0	0
TOTALS	121	10	9	19	48	3	0

VALERI KAMENSKY

YEAR	GP	G	A	PTS	PIM	PP	SH
2001-02	30	4	8	12	18	0	0
PLAYOFFS	GP	G	A	PTS	PIM	PP	SH
2002	2	0	0	0	0	0	0

ALEXEI KASATONOV

YEAR	GP	G	A	PTS	PIM	PP	SH
1989-90	39	6	15	21	16	1	0
1990-91	78	10	31	41	76	1	0
1991-92	76	12	28	40	70	3	2
1992-93	64	3	14	17	57	0	0
TOTALS	257	31	88	119	219	5	2

PLAYOFFS	GP	G	A	PTS	PIM	PP	SH
1990	6	0	3	3	14	0	0
1991	7	1	3	4	8	0	0
1992	7	1	1	2	12	0	0
1993	4	0	0	0	0	0	0
TOTALS	24	2	7	9	34	0	0

STEVE KELLY

YEAR	GP	G	A	PTS	PIM	PP	SH
1999-00	1	0	0	0	0	0	0
2000-01	24	2	2	4	21	0	0
TOTALS	25	2	2	4	21	0	0
PLAYOFFS	GP	G	A	PTS	PIM	PP	SH
2000	10	0	0	0	4	0	0

TYLER KENNEDY

YEAR	GP	G	A	PTS	PIM	PP	SH
2015-16	50	3	13	16	14	1	0

MIKE KITCHEN

YEAR	GP	G	A	PTS	PIM	PP	SH
1982-83	77	4	8	12	52	0	1
1983-84	43	1	4	5	24	0	0
TOTALS	120	5	12	17	76	0	1

KEN KLEE

YEAR	GP	G	A	PTS	PIM	PP	SH
2005-06	18	0	0	0	14	0	0
PLAYOFFS	GP	G	A	PTS	PIM	PP	SH
2006	6	1	0	1	6	0	0

JIM KORN

YEAR	GP	G	A	PTS	PIM	PP	SH
1987-88	52	8	13	21	140	3	0
1988-89	65	15	16	31	212	4	0
1989-90	37	2	3	5	99	0	0
TOTALS	154	25	32	57	451	7	0
PLAYOFFS	GP	G	A	PTS	PIM	PP	SH
1988	9	0	2	2	71	0	0

TOM KOSTOPOULOS

YEAR	GP	G	A	PTS	PIM	PP	SH
2012-13	15	1	0	1	18	0	0

ILYA KOVALCHUK

YEAR	GP	G	A	PTS	PIM	PP	SH
2009-10	27	10	17	27	8	2	0
2010-11	81	31	29	60	28	9	0
2011-12	77	37	46	83	33	10	3
2012-13	37	11	20	31	18	2	4
TOTALS	222	89	112	201	87	23	7
PLAYOFFS	GP	G	A	PTS	PIM	PP	SH
2010	5	2	4	6	6	1	0
2012	23	8	11	19	6	5	0
TOTALS	28	10	15	25	12	6	0

VIKTOR KOZLOV

YEAR	GP	G	A	PTS	PIM	PP	SH
2003-04	11	2	4	6	2	0	0
2005-06	69	12	13	25	16	2	0
TOTALS	80	14	17	31	18	2	0
PLAYOFFS	GP	G	A	PTS	PIM	PP	SH
2004	2	0	0	0	0	0	0
2006	3	0	0	0	0	0	0
TOTALS	5	0	0	0	0	0	0

VLASTIMIL KROUPA

YEAR	GP	G	A	PTS	PIM	PP	SH
1997-98	2	0	1	1	0	0	0

DMITRY KULIKOV

YEAR	GP	G	A	PTS	PIM	PP	SH
2020-21	38	0	2	2	26	0	0

TOM KURVERS

YEAR	GP	G	A	PTS	PIM	PP	SH
1987-88	56	5	29	34	46	2	0
1988-89	74	16	50	66	38	5	0
1989-90	1	0	0	0	0	0	0
TOTALS	131	21	79	100	84	7	0
PLAYOFFS	GP	G	A	PTS	PIM	PP	SH
1988	19	6	9	15	38	3	0

DAN LaCOUTURE

YEAR	GP	G	A	PTS	PIM	PP	SH
2006-07	6	0	0	0	7	0	0

SASHA LAKOVIC

YEAR	GP	G	A	PTS	PIM	PP	SH
1997-98	2	0	0	0	5	0	0
1998-99	16	0	3	3	59	0	0
TOTALS	18	0	3	3	64	0	0

DARREN LANGDON

YEAR	GP	G	A	PTS	PIM	PP	SH
2005-06	14	0	1	1	22	0	0

JAMIE LANGENBRUNNER

YEAR	GP	G	A	PTS	PIM	PP	SH
2001-02	14	3	3	6	23	0	0
2002-03	78	22	33	55	65	5	1
2003-04	53	10	16	26	43	1	2
2005-06	80	19	34	53	74	8	1
2006-07	82	23	37	60	64	12	0
2007-08	64	13	28	41	30	5	1
2008-09	81	29	40	69	56	6	3
2009-10	81	19	42	61	44	6	2
2010-11	31	4	10	14	16	0	0
TOTALS	564	142	243	385	415	43	10
PLAYOFFS	GP	G	A	PTS	PIM	PP	SH
2002	5	0	1	1	8	0	0
2003	24	11	7	18	16	1	0
2004	5	0	2	2	2	0	0
2006	9	3	10	13	16	1	0
2007	11	2	6	8	7	1	0
2008	5	0	4	4	4	0	0
2009	4	2	1	3	2	0	0
2010	5	0	1	1	4	0	0
TOTALS	68	18	32	50	59	3	0

NICK LAPPIN

YEAR	GP	G	A	PTS	PIM	PP	SH
2016-17	43	4	3	7	17	0	0
2017-18	6	1	0	1	4	0	0
2018-19	11	0	0	0	0	0	0
TOTALS	60	5	3	8	21	0	0

IGOR LARIONOV

YEAR	GP	G	A	PTS	PIM	PP	SH
2003-04	49	1	10	11	20	0	0
PLAYOFFS	GP	G	A	PTS	PIM	PP	SH
2004	1	0	0	0	0	0	0

JEFF LARMER

YEAR	GP	G	A	PTS	PIM	PP	SH
1982-83	65	21	24	45	21	5	0
1983-84	40	6	13	19	8	0	0
TOTALS	105	27	37	64	29	5	0

ADAM LARSSON

YEAR	GP	G	A	PTS	PIM	PP	SH
2011-12	65	2	16	18	20	0	0
2012-13	37	0	6	6	12	0	0
2013-14	26	1	2	3	12	0	0
2014-15	64	3	21	24	34	0	0
2015-16	82	3	15	18	77	0	0
TOTALS	274	9	60	69	155	0	0
PLAYOFFS	GP	G	A	PTS	PIM	PP	SH
2012	5	1	0	1	4	0	0

JAY LEACH

YEAR	GP	G	A	PTS	PIM	PP	SH
2008-09	24	0	1	1	21	0	0
2010-11	7	0	0	0	7	0	0
TOTALS	31	0	1	1	28	0	0

CLAUDE LEMIEUX

YEAR	GP	G	A	PTS	PIM	PP	SH
1990-91	78	30	17	47	105	10	0
1991-92	74	41	27	68	109	13	1
1992-93	77	30	51	81	155	13	0
1993-94	79	18	26	44	86	5	0
1994-95	45	6	13	19	86	1	0
1999-00	70	17	21	38	86	7	0
TOTALS	423	142	155	297	627	49	1
PLAYOFFS	GP	G	A	PTS	PIM	PP	SH
1991	7	4	0	4	34	2	0
1992	7	4	3	7	26	1	0
1993	5	2	0	2	19	1	0
1994	20	7	11	18	44	0	0
1995	20	13	3	16	20	0	0
2000	23	4	6	10	28	1	0
TOTALS	82	34	23	57	171	5	0

JOCELYN LEMIEUX

YEAR	GP	G	A	PTS	PIM	PP	SH
1995-96	18	0	1	1	4	0	0

TIM LENARDON

YEAR	GP	G	A	PTS	PIM	PP	SH
1986-87	7	1	1	2	0	0	0

DON LEVER

YEAR	GP	G	A	PTS	PIM	PP	SH
1982-83	79	23	30	53	68	9	3
1983-84	70	14	19	33	44	3	0
1984-85	67	10	8	18	31	0	1
TOTALS	216	47	57	104	143	12	4

TAPIO LEVO

YEAR	GP	G	A	PTS	PIM	PP	SH
1982-83	73	7	40	47	22	5	0

DAVE LEWIS

YEAR	GP	G	A	PTS	PIM	PP	SH
1983-84	66	2	5	7	63	0	0
1984-85	74	3	9	12	78	0	0
1985-86	69	0	15	15	81	0	0
TOTALS	209	5	29	34	222	0	0

CLAUDE LOISELLE

YEAR	GP	G	A	PTS	PIM	PP	SH
1986-87	75	16	24	40	137	2	1
1987-88	68	17	18	35	121	3	2
1988-89	74	7	14	21	209	0	1
TOTALS	217	40	56	96	467	5	4
PLAYOFFS	GP	G	A	PTS	PIM	PP	SH
1988	20	4	6	10	50	0	2

ANDREI LOKTIONOV

YEAR	GP	G	A	PTS	PIM	PP	SH
2012-13	28	8	4	12	4	1	0
2013-14	48	4	8	12	12	0	0
TOTALS	76	12	12	24	16	1	0

BOB LORIMER

YEAR	GP	G	A	PTS	PIM	PP	SH
1982-83	66	3	10	13	42	0	0
1983-84	72	2	10	12	62	1	0
1984-85	46	2	6	8	35	0	0
1985-86	46	2	2	4	52	0	0
TOTALS	230	9	28	37	191	1	0

BEN LOVEJOY

YEAR	GP	G	A	PTS	PIM	PP	SH
2016-17	82	1	6	7	39	0	0
2017-18	57	2	6	8	25	0	0
2018-19	51	2	5	7	33	0	0
TOTALS	190	5	17	22	97	0	0
PLAYOFFS	GP	G	A	PTS	PIM	PP	SH
2018	5	1	0	1	2	0	0

JAN LUDVIG

YEAR	GP	G	A	PTS	PIM	PP	SH
1982-83	51	7	10	17	30	2	0
1983-84	74	22	32	54	70	7	0
1984-85	74	12	19	31	53	3	0
1985-86	42	5	9	14	63	0	0
1986-87	47	7	9	16	98	1	0
TOTALS	288	53	79	132	314	13	0

BRAD LUKOWICH

YEAR	GP	G	A	PTS	PIM	PP	SH
2005-06	18	1	7	8	8	0	0
2006-07	75	4	8	12	36	0	1
TOTALS	93	5	15	20	44	0	1
PLAYOFFS	GP	G	A	PTS	PIM	PP	SH
2006	9	0	0	0	4	0	0
2007	11	0	1	1	2	0	0
TOTALS	20	0	1	1	6	0	0

JOHN MacLEAN

YEAR	GP	G	A	PTS	PIM	PP	SH
1983-84	23	1	0	1	10	0	0
1984-85	61	13	20	33	44	1	0
1985-86	74	21	36	57	112	1	0
1986-87	80	31	36	67	120	9	0
1987-88	76	23	16	39	147	12	0
1988-89	74	42	45	87	127	14	0
1989-90	80	41	38	79	80	10	3
1990-91	78	45	33	78	150	19	2
1991-92	D I D N O T P L A Y						
1992-93	80	24	24	48	102	7	1
1993-94	80	37	33	70	95	8	0
1994-95	46	17	12	29	32	2	1
1995-96	76	20	28	48	91	3	3
1996-97	80	29	25	54	49	5	0
1997-98	26	3	8	11	14	1	0
TOTALS	934	347	354	701	1168	92	10
PLAYOFFS	GP	G	A	PTS	PIM	PP	SH
1988	20	7	11	18	60	2	0
1990	6	4	1	5	12	2	1
1991	7	5	3	8	20	1	0
1993	5	0	1	1	10	0	0
1994	20	6	10	16	22	2	0
1995	20	5	13	18	14	2	0
1997	10	4	5	9	4	2	1
TOTALS	88	31	44	75	142	11	2

BOBBY MacMILLAN

YEAR	GP	G	A	PTS	PIM	PP	SH
1982-83	71	19	29	48	8	6	0
1983-84	71	17	23	40	23	2	0
TOTALS	142	36	52	88	31	8	0

JOHN MADDEN

YEAR	GP	G	A	PTS	PIM	PP	SH
1998-99	4	0	1	1	0	0	0
1999-00	74	16	9	25	6	0	6
2000-01	80	23	15	38	12	0	3
2001-02	82	15	8	23	25	0	0
2002-03	80	19	22	41	26	2	2
2003-04	80	12	23	35	22	1	1
2005-06	82	16	20	36	36	0	1
2006-07	74	12	20	32	14	0	0
2007-08	80	20	23	43	26	3	3
2008-09	76	7	16	23	26	0	1
TOTALS	712	140	157	297	193	6	17

JOHN MADDEN cont.

PLAYOFFS	GP	G	A	PTS	PIM	PP	SH
2000	20	3	4	7	0	0	1
2001	25	4	3	7	6	0	0
2002	6	0	0	0	0	0	0
2003	24	6	10	16	2	2	1
2004	5	0	0	0	0	0	0
2006	9	4	1	5	8	0	2
2007	11	1	1	2	2	0	0
2008	5	2	1	3	2	0	0
2009	7	0	1	1	4	0	0
TOTALS	112	20	21	41	24	2	4

JEFF MADILL

YEAR	GP	G	A	PTS	PIM	PP	SH
1990-91	14	4	0	4	46	0	0
PLAYOFFS	GP	G	A	PTS	PIM	PP	SH
1991	7	0	2	2	8	0	0

OLIVIER MAGNAN-GRENIER

YEAR	GP	G	A	PTS	PIM	PP	SH
2010-11	18	0	0	0	4	0	0

ADAM MAIR

YEAR	GP	G	A	PTS	PIM	PP	SH
2010-11	65	1	3	4	45	0	0

VLADIMIR MALAKHOV

YEAR	GP	G	A	PTS	PIM	PP	SH
1999-00	17	1	4	5	19	1	0
2005-06	29	4	5	9	26	3	0
TOTALS	46	5	9	14	45	4	0
PLAYOFFS	GP	G	A	PTS	PIM	PP	SH
2000	23	1	4	5	18	1	0

DAVID MALEY

YEAR	GP	G	A	PTS	PIM	PP	SH
1987-88	44	4	2	6	65	1	0
1988-89	68	5	6	11	249	0	0
1989-90	67	8	17	25	160	0	0
1990-91	64	8	14	22	151	1	0
1991-92	37	7	11	18	58	1	0
TOTALS	280	32	50	82	683	3	0
PLAYOFFS	GP	G	A	PTS	PIM	PP	SH
1988	20	3	1	4	80	0	0
1990	6	0	0	0	25	0	0
TOTAL	26	3	1	4	105	0	0

MERLIN MALINOWSKI

YEAR	GP	G	A	PTS	PIM	PP	SH
1982-83	5	3	2	5	0	1	0

TROY MALLETTE

YEAR	GP	G	A	PTS	PIM	PP	SH
1991-92	17	3	4	7	43	0	0
1992-93	34	4	3	7	56	0	0
TOTALS	51	7	7	14	99	0	0

OLLI MALMIVAARA

YEAR	GP	G	A	PTS	PIM	PP	SH
2007-08	2	0	0	0	0	0	0

MIKHAIL MALTSEV

YEAR	GP	G	A	PTS	PIM	PP	SH
2020-21	33	6	3	9	4	0	0

DAVE MARCINSHYN

YEAR	GP	G	A	PTS	PIM	PP	SH
1990-91	9	0	1	1	21	0	0

HECTOR MARINI

YEAR	GP	G	A	PTS	PIM	PP	SH
1982-83	77	17	28	45	105	5	0
1983-84	32	2	2	4	47	0	0
TOTALS	109	19	30	49	152	5	0

GORD MARK

YEAR	GP	G	A	PTS	PIM	PP	SH
1986-87	36	3	5	8	82	0	0
1987-88	19	0	2	2	27	0	0
TOTALS	55	3	7	10	109	0	0

PATRICK MAROON

YEAR	GP	G	A	PTS	PIM	PP	SH
2017-18	17	3	10	13	13	1	0
PLAYOFFS	GP	G	A	PTS	PIM	PP	SH
2018	5	1	0	1	0	0	0

GRANT MARSHALL

YEAR	GP	G	A	PTS	PIM	PP	SH
2002-03	10	1	3	4	7	0	0
2003-04	65	8	7	15	67	5	0
2005-06	76	8	17	25	70	4	0
TOTALS	151	17	27	44	144	9	0
PLAYOFFS	GP	G	A	PTS	PIM	PP	SH
2003	24	6	2	8	8	2	0
2006	7	0	1	1	8	0	0
TOTALS	31	6	3	9	16	2	0

PAUL MARTIN

YEAR	GP	G	A	PTS	PIM	PP	SH
2003-04	70	6	18	24	4	2	0
2005-06	80	5	32	37	32	3	0
2006-07	82	3	23	26	18	1	0
2007-08	73	5	27	32	22	2	0
2008-09	73	5	28	33	36	2	0
2009-10	22	2	9	11	2	1	0
TOTALS	400	26	137	163	114	11	0

PLAYOFFS	GP	G	A	PTS	PIM	PP	SH
2004	5	1	1	2	4	1	0
2006	9	0	3	3	4	0	0
2007	11	0	4	4	6	0	0
2008	5	1	2	3	2	1	0
2009	7	0	4	4	2	0	0
2010	5	0	0	0	0	0	0
TOTALS	42	2	14	16	18	2	0

STEFAN MATTEAU

YEAR	GP	G	A	PTS	PIM	PP	SH
2012-13	17	1	2	3	6	0	0
2014-15	7	1	0	1	4	0	0
2015-16	20	1	0	1	13	0	0
TOTALS	44	3	2	5	23	0	0

RICHARD MATVICHUK

YEAR	GP	G	A	PTS	PIM	PP	SH
2005-06	62	1	10	11	40	0	0
2006-07	1	0	0	0	0	0	0
TOTALS	63	1	10	11	40	0	0
PLAYOFFS	GP	G	A	PTS	PIM	PP	SH
2006	7	0	0	0	4	0	0
2007	9	0	0	0	10	0	0
TOTALS	16	0	0	0	14	0	0

KEVIN MAXWELL

YEAR	GP	G	A	PTS	PIM	PP	SH
1983-84	14	0	3	3	2	0	0

GARY McADAM

YEAR	GP	G	A	PTS	PIM	PP	SH
1983-84	38	9	6	15	15	0	2
1984-85	4	1	1	2	0	0	0
TOTALS	42	10	7	17	15	0	2

CHRIS McALPINE

YEAR	GP	G	A	PTS	PIM	PP	SH
1994-95	24	0	3	3	17	0	0

DEAN McAMMOND

YEAR	GP	G	A	PTS	PIM	PP	SH
2009-10	62	8	9	17	40	1	1
PLAYOFFS	GP	G	A	PTS	PIM	PP	SH
2010	5	0	0	0	4	0	0

DAN McGILLIS

YEAR	GP	G	A	PTS	PIM	PP	SH
2005-06	27	0	6	6	36	0	0

RANDY McKAY

YEAR	GP	G	A	PTS	PIM	PP	SH
1991-92	80	17	16	33	246	2	0
1992-93	73	11	11	22	206	1	0
1993-94	78	12	15	27	244	0	0
1994-95	33	5	7	12	44	0	0
1995-96	76	11	10	21	145	3	0
1996-97	77	9	18	27	109	0	0
1997-98	74	24	24	48	86	8	0
1998-99	70	17	20	37	143	3	0
1999-00	67	16	23	39	80	3	0
2000-01	77	23	20	43	50	12	0
2001-02	55	6	7	13	65	3	0
TOTALS	760	151	171	322	1418	35	0
PLAYOFFS	GP	G	A	PTS	PIM	PP	SH
1992	7	1	3	4	10	1	0
1993	5	0	0	0	16	0	0
1994	20	1	2	3	24	0	0
1995	19	8	4	12	11	2	0
1997	10	1	1	2	0	0	0
1998	6	0	1	1	0	0	0
1999	7	3	2	5	2	0	0
2000	23	0	6	6	9	0	0
2001	19	6	3	9	8	2	0
TOTALS	116	20	22	42	80	5	0

JIM MCKENZIE

YEAR	GP	G	A	PTS	PIM	PP	SH
2000-01	53	2	2	4	119	0	0
2001-02	67	3	5	8	123	1	0
2002-03	76	4	8	12	88	0	0
TOTALS	196	9	15	24	330	1	0
PLAYOFFS	GP	G	A	PTS	PIM	PP	SH
2001	3	0	0	0	2	0	0
2002	6	0	0	0	2	0	0
2003	13	0	0	0	14	0	0
TOTALS	22	0	0	0	18	0	0

PETER McNAB

YEAR	GP	G	A	PTS	PIM	PP	SH
1985-86	71	19	24	43	14	6	0
1986-87	46	8	12	20	8	2	0
TOTALS	117	27	36	63	22	8	0

GEORGE McPHEE

YEAR	GP	G	A	PTS	PIM	PP	SH
1987-88	5	3	0	3	8	0	0
1988-89	1	0	1	1	2	0	0
TOTALS	6	3	1	4	10	0	0

RICK MEAGHER

YEAR	GP	G	A	PTS	PIM	PP	SH
1982-83	57	15	14	29	11	7	0
1983-84	52	14	14	28	16	2	0
1984-85	71	11	20	31	22	1	1
TOTALS	180	40	48	88	49	10	1

GLENN MERKOSKY

YEAR	GP	G	A	PTS	PIM	PP	SH
1982-83	34	4	10	14	20	1	0
1983-84	5	1	0	1	0	0	0
TOTALS	39	5	10	15	20	1	0

DAKOTA MERMIS

YEAR	GP	G	A	PTS	PIM	PP	SH
2019-20	10	1	3	4	4	0	0

JON MERRILL

YEAR	GP	G	A	PTS	PIM	PP	SH
2013-14	52	2	9	11	12	0	0
2014-15	66	2	12	14	24	2	0
2015-16	47	1	4	5	28	0	0
2016-17	51	1	5	6	24	0	0
TOTALS	216	6	30	36	88	2	0

COREY MILLEN

YEAR	GP	G	A	PTS	PIM	PP	SH
1993-94	78	20	30	50	52	4	0
1994-95	17	2	3	5	8	0	0
TOTALS	95	22	33	55	60	4	0

JASON MILLER

YEAR	GP	G	A	PTS	PIM	PP	SH
1990-91	1	0	0	0	0	0	0
1991-92	3	0	0	0	0	0	0
1992-93	2	0	0	0	0	0	0
TOTALS	6	0	0	0	0	0	0

BRAD MILLS

YEAR	GP	G	A	PTS	PIM	PP	SH
2010-11	4	1	0	1	5	0	0
2011-12	27	0	1	1	32	0	0
TOTALS	31	1	1	2	37	0	0

WILLIE MITCHELL

YEAR	GP	G	A	PTS	PIM	PP	SH
1999-00	2	0	0	0	0	0	0
2000-01	16	0	2	2	29	0	0
TOTALS	18	0	2	2	29	0	0

JAROSLAV MUDRY

YEAR	GP	G	A	PTS	PIM	PP	SH
1993-94	41	2	15	17	18	2	0
1994-95	11	0	0	0	0	0	0
TOTALS	52	2	15	17	18	2	0

ALEXANDER MOGILNY

YEAR	GP	G	A	PTS	PIM	PP	SH
1999-00	12	3	3	6	4	2	0
2000-01	75	43	40	83	43	12	0
2005-06	34	12	13	25	6	7	0
TOTALS	121	58	56	114	53	21	0

MIKE MOHER

YEAR	GP	G	A	PTS	PIM	PP	SH
1982-83	9	0	1	1	28	0	0

JOHN MOORE

YEAR	GP	G	A	PTS	PIM	PP	SH
2015-16	73	4	15	19	28	1	0
2016-17	63	12	10	22	39	1	0
2017-18	81	7	11	18	47	0	1
TOTALS	217	23	36	59	114	2	1

JON MORRIS

YEAR	GP	G	A	PTS	PIM	PP	SH
1988-89	4	0	2	2	0	0	0
1989-90	20	6	7	13	8	2	0
1990-91	53	9	19	28	27	1	0
1991-92	7	1	2	3	6	1	0
1992-93	2	0	0	0	0	0	0
TOTALS	86	16	30	46	41	4	0

PLAYOFFS

GP	G	A	PTS	PIM	PP	SH	
1990	6	1	3	4	23	1	0
1991	5	0	4	2	0	0	0
TOTALS	11	1	7	8	25	1	0

BRENDAN MORRISON

YEAR	GP	G	A	PTS	PIM	PP	SH
1997-98	11	5	4	9	0	0	0
1998-99	76	13	33	46	18	5	0
1999-00	44	5	21	26	8	2	0
TOTALS	131	23	58	81	26	7	0

PLAYOFFS

TOTALS	131	23	56	81	26	7	0
PLAYOFFS	GP	G	A	PTS	PIM	PP	SH
1998	3	0	1	1	0	0	0
1999	7	0	2	2	0	0	0
TOTALS	10	0	3	3	0	0	0

MIKE MOTTAU

YEAR	GP	G	A	PTS	PIM	PP	SH
2007-08	76	4	13	17	48	1	0
2008-09	80	1	14	15	35	0	0
2009-10	79	2	16	18	41	0	0
TOTALS	235	7	43	50	124	1	0

PLAYOFFS

YEAR	GP	G	A	PTS	PIM	PP	SH
2017-18	28	0	4	4	4	0	0
2018-19	53	1	10	11	17	0	0
2019-20	50	2	5	7	23	0	0
TOTALS	131	3	19	22	44	0	0
PLAYOFFS	GP	G	A	PTS	PIM	PP	SH
2018	3	0	0	0	0	0	0

MIRCO MUELLER

YEAR	GP	G	A	PTS	PIM	PP	SH
2017-18	28	0	4	4	4	0	0
2018-19	53	1	10	11	17	0	0
2019-20	50	2	5	7	23	0	0
TOTALS	131	3	19	22	44	0	0

PLAYOFFS

KIRK MULLER							
YEAR	GP	G	A	PTS	PIM	PP	SH
1984-85	80	17	37	54	69	9	1
1985-86	77	25	41	66	45	5	1
1986-87	79	26	50	76	75	10	1
1987-88	80	37	57	94	114	17	2

BRYAN MUIR

YEAR	GP	G	A	PTS	PIM	PP	SH
1998-99	1	0	0	0	0	0	0

KIRK MULLER

YEAR	GP	G	A	PTS	PIM	PP	SH
1984-85	80	17	37	54	69	9	1
1985-86	77	25	41	66	45	5	1
1986-87	79	26	50	76	75	10	1
1987-88	80	37	57	94	114	17	2
1988-89	80	31	43	74	119	12	1
1989-90	80	30	56	86	74	9	0
1990-91	80	19	51	70	76	7	0
TOTALS	556	185	335	520	572	69	6

PLAYOFFS

YEAR	GP	G	A	PTS	PIM	PP	SH
1983-84	12	1	2	3	19	0	0
CORY MURPHY							
YEAR	GP	G	A	PTS	PIM	PP	SH
2009-10	12	2	1	3	2	0	0
RYAN MURPHY							

GRANT MULVEY

YEAR	GP	G	A	PTS	PIM	PP	SH
1983-84	12	1	2	3	19	0	0

CORY MURPHY

YEAR	GP	G	A	PTS	PIM	PP	SH
2009-10	12	2	1	3	2	0	0

RYAN MURPHY

YEAR	GP	G	A	PTS	PIM	PP	SH
2018-19	1	0	1	1	0	0	0

RYAN MURRAY

YEAR	GP	G	A	PTS	PIM	PP	SH
2020-21	48	0	14	14	8	0	0

SERGEI NEMCHINOV

YEAR	GP	G	A	PTS	PIM	PP	SH
1998-99	10	4	0	4	6	1	0
1999-00	53	10	16	26	18	0	1
2000-01	65	8	22	30	16	1	0
2001-02	68	5	5	10	10	0	0
TOTALS	196	27	43	70	50	2	1

PLAYOFFS

BERNIE NICHOLLS							
YEAR	GP	G	A	PTS	PIM	PP	SH
1992-93	23	5	15	20	40	1	0
1993-94	61	19	27	46	86	3	0
TOTALS	84	24	42	66	126	4	0
PLAYOFFS	GP	G	A	PTS	PIM	PP	SH

BERNIE NICHOLLS

YEAR	GP	G	A	PTS	PIM	PP	SH
1992-93	23	5	15	20	40	1	0
1993-94	61	19	27	46	86	3	0
TOTALS	84	24	42	66	126	4	0

PLAYOFFS

2010	5	0	0	0	6	0	0
------	---	---	---	---	---	---	---

ROB NIEDERMAYER

YEAR	GP	G	A	PTS	PIM	PP	SH
2009-10	71	10	12	22	45	0	1
2010-11	5	0	0	0	6	0	0
TOTALS	76	10	12	22	51	0	1

SCOTT NIEDERMAYER

YEAR	GP	G	A	PTS	PIM	PP	SH
1991-92	4	0	1	1	2	0	0
1992-93	80	11	29	40	47	5	0
1993-94	81	10	36	46	42	5	0
1994-95	48	4	15	19	18	4	0
1995-96	79	8	25	33	46	6	0
1996-97	81	5	30	35	64	3	0
1997-98	81	14	43	57	27	11	0
1998-99	72	11	35	46	26	1	1
1999-00	71	7	31	38	48	1	0
2000-01	57	6	29	35	22	1	0
2001-02	76	11	22	33	30	2	0
2002-03	81	11	28	39	62	3	0
2003-04	81	14	40	54	44	9	0
TOTALS	892	112	364	476	478	51	1
PLAYOFFS	GP	G	A	PTS	PIM	PP	SH
1993	5	0	3	3	2	0	0
1994	20	2	2	4	8	1	0
1995	20	4	7	11	10	2	0
1997	10	2	4	6	6	2	0
1998	6	0	2	2	4	0	0
1999	7	1	3	4	18	1	0
2000	22	5	2	7	10	0	2
2001	21	0	6	6	14	0	0
2002	6	0	2	2	6	0	0
2003	24	2	16	18	16	1	0
2004	5	1	0	1	6	0	0
TOTALS	146	17	47	64	100	7	2

JOE NIEUWENDYK

YEAR	GP	G	A	PTS	PIM	PP	SH
2001-02	14	2	9	11	4	0	0
2002-03	80	17	28	45	56	3	0
TOTALS	94	19	37	56	60	3	0
PLAYOFFS	GP	G	A	PTS	PIM	PP	SH
2002	5	0	1	1	0	0	0
2003	17	3	6	9	4	1	0
TOTALS	22	3	7	10	4	1	0

STEFAN NOESSEN

YEAR	GP	G	A	PTS	PIM	PP	SH
2016-17	32	6	2	8	22	0	0
2017-18	72	13	14	27	36	0	0
2018-19	41	3	5	8	28	0	0
TOTALS	145	22	21	43	86	0	0
PLAYOFFS	GP	G	A	PTS	PIM	PP	SH
2018	4	1	0	1	4	0	0

LEE NORWOOD

YEAR	GP	G	A	PTS	PIM	PP	SH
1990-91	28	3	2	5	87	1	0
PLAYOFFS	GP	G	A	PTS	PIM	PP	SH
1991	4	0	0	0	18	0	0

JIM O'BRIEN

YEAR	GP	G	A	PTS	PIM	PP	SH
2015-16	4	0	0	0	2	0	0

JACK O'CALLAHAN

YEAR	GP	G	A	PTS	PIM	PP	SH
1987-88	50	7	19	26	97	4	0
1988-89	36	5	21	26	51	5	0
TOTALS	86	12	40	52	148	9	0
PLAYOFFS	GP	G	A	PTS	PIM	PP	SH
1988	5	1	3	4	6	0	0

MYLES O'CONNOR

YEAR	GP	G	A	PTS	PIM	PP	SH
1990-91	22	3	1	4	41	0	0
1991-92	9	0	2	2	13	0	0
1992-93	7	0	0	0	9	0	0
TOTALS	38	3	3	6	63	0	0

LYLE ODELEIN

YEAR	GP	G	A	PTS	PIM	PP	SH
1996-97	79	3	13	16	110	1	0
1997-98	79	4	19	23	171	1	0
1998-99	70	5	26	31	114	1	0
1999-00	57	1	15	16	104	0	0
TOTALS	285	13	73	86	499	3	0
PLAYOFFS	GP	G	A	PTS	PIM	PP	SH
1997	10	2	2	4	19	1	0
1998	6	1	1	2	21	1	0
1999	7	0	3	3	10	0	0
TOTALS	23	3	6	9	50	2	0

SEAN O'DONNELL

YEAR	GP	G	A	PTS	PIM	PP	SH
2000-01	17	0	1	1	33	0	0
PLAYOFFS	GP	G	A	PTS	PIM	PP	SH
2001	23	1	2	3	41	0	0

JOHNNY ODUYA

YEAR	GP	G	A	PTS	PIM	PP	SH
2006-07	76	2	9	11	61	0	0
2007-08	75	6	20	26	46	2	0
2008-09	82	7	22	29	30	1	1
2009-10	40	2	2	4	18	0	0
TOTALS	273	17	53	70	155	3	1
PLAYOFFS	GP	G	A	PTS	PIM	PP	SH
2007	6	0	1	1	6	0	0
2008	5	0	1	1	6	0	0
2009	7	0	0	0	2	0	0
TOTALS	18	0	2	2	14	0	0

JANNE OJANEN

YEAR	GP	G	A	PTS	PIM	PP	SH
1988-89	3	0	1	1	2	0	0
1989-90	64	17	13	30	12	1	0
1992-93	31	4	9	13	14	1	0
TOTALS	98	21	23	44	28	2	0
PLAYOFFS	GP	G	A	PTS	PIM	PP	SH
1992	3	0	2	2	0	0	0

ROSTISLAV OLESZ

YEAR	GP	G	A	PTS	PIM	PP	SH
2013-14	10	0	2	2	0	0	0

KRZYSZTOF OLIVA

YEAR	GP	G	A	PTS	PIM	PP	SH
1996-97	1	0	0	0	5	0	0
1997-98	73	2	3	5	295	0	0
1998-99	64	5	7	12	240	0	0
1999-00	69	6	10	16	184	1	0
2005-06	3	0	0	0	0	0	0
TOTALS	210	13	20	33	724	1	0
PLAYOFFS	GP	G	A	PTS	PIM	PP	SH
1998	6	0	0	0	23	0	0
1999	1	0	0	0	2	0	0
TOTALS	7	0	0	0	25	0	0

BRIAN O'NEILL

YEAR	GP	G	A	PTS	PIM	PP	SH
2015-16	22	0	2	2	8	0	0

ROB PALMER

YEAR	GP	G	A	PTS	PIM	PP	SH
1982-83	60	1	10	11	21	0	0
1983-84	38	0	5	5	10	0	0
TOTALS	98	1	15	16	31	0	0

KYLE PALMIERI

YEAR	GP	G	A	PTS	PIM	PP	SH
2015-16	82	30	27	57	39	11	0
2016-17	80	26	27	53	46	8	1
2017-18	62	24	20	44	30	11	0
2018-19	74	27	23	50	42	11	0
2019-20	65	25	20	45	41	11	0
2020-21	34	8	9	17	18	1	1
TOTALS	397	140	126	266	216	53	2
PLAYOFFS	GP	G	A	PTS	PIM	PP	SH
2017-18	5	1	2	3	6	1	0

NICK PALMIERI

YEAR	GP	G	A	PTS	PIM	PP	SH
2009-10	6	0	1	1	0	0	0
2010-11	43	9	8	17	6	1	0
2011-12	29	4	3	7	14	0	0
TOTALS	78	13	12	25	20	1	0

JAY PANDOLFO

YEAR	GP	G	A	PTS	PIM	PP	SH
1996-97	46	6	8	14	6	0	0
1997-98	23	1	3	4	4	0	0
1998-99	70	14	13	27	10	1	1
1999-00	71	7	8	15	4	0	0
2000-01	63	4	12	16	16	0	0
2001-02	65	4	10	14	15	0	1
2002-03	68	6	11	17	23	0	1
2003-04	82	13	13	26	14	1	2
2005-06	82	10	10	20	16	0	0
2006-07	82	13	14	27	8	0	1
2007-08	54	12	12	24	22	0	0
2008-09	61	5	5	10	10	0	1
2009-10	52	4	5	9	6	0	0
TOTALS	819	99	124	223	154	2	7
PLAYOFFS	GP	G	A	PTS	PIM	PP	SH
1997	6	0	1	1	0	0	0
1998	3	0	2	2	0	0	0
1999	7	1	0	1	0	0	0
2000	23	0	5	5	0	0	0
2001	25	1	4	5	4	0	0
2002	6	0	0	0	0	0	0
2003	24	6	6	12	2	0	0
2004	5	0	0	0	0	0	0
2006	9	1	4	5	0	0	1
2007	11	1	0	1	4	0	0
2008	5	0	0	0	2	0	0
2009	7	1	0	1	0	0	0
TOTALS	131	11	22	33	12	0	1

P.A. PARENTEAU

YEAR	GP	G	A	PTS	PIM	PP	SH
2016-17	59	13	14	27	35	4	0
YEAR	GP	G	A	PTS	PIM	PP	SH
2005-06	81	14	18	32	28	2	0
2006-07	82	31	31	62	30	9	0
2007-08	81	32	33	65	25	10	1
2008-09	82	45	49	94	24	14	0
2009-10	81	38	44	82	32	9	1
2010-11	13	3	3	6	6	0	0
2011-12	82	31	38	69	32	7	3
TOTALS	502	194	216	410	177	51	5
PLAYOFFS	GP	G	A	PTS	PIM	PP	SH
2006	9	1	2	3	2	0	0
2007	11	7	3	10	8	2	0
2008	5	1	4	5	2	1	0
2009	7	3	3	6	2	1	0
2010	5	1	3	4	0	0	1
2012	24	8	7	15	4	3	0
TOTALS	64	21	22	43	18	7	1

DENIS PEDERSON

YEAR	GP	G	A	PTS	PIM	PP	SH
1995-96	10	3	1	4	1	0	0
1996-97	70	12	20	32	62	3	0
1997-98	80	15	13	28	97	7	0
1998-99	76	11	12	23	66	3	0
1999-00	35	1	3	6	16	0	0
TOTALS	271	44	49	93	241	14	0
PLAYOFFS	GP	G	A	PTS	PIM	PP	SH
1997	9	0	0	0	2	0	0
1998	6	1	1	2	0	0	0
1999	3	0	1	1	0	0	0
TOTALS	18	1	2	3	4	0	0

SCOTT PELLERIN

YEAR	GP	G	A	PTS	PIM	PP	SH
1992-93	45	10	11	21	41	1	2
1993-94	1	0	0	0	2	0	0
1995-96	6	2	1	3	0	0	0
TOTALS	52	12	12	24	43	1	2

ROD PELLEY

YEAR	GP	G	A	PTS	PIM	PP	SH
2006-07	9	0	0	0	0	0	0
2007-08	58	2	4	6	19	0	0
2009-10	63	2	8	10	40	0	0
2010-11	74	3	7	10	27	1	0
2011-12	7	0	0	0	7	0	0
TOTALS	211	7	19	26	93	1	0
PLAYOFFS	GP	G	A	PTS	PIM	PP	SH
2010	3	0	0	0	2	0	0

MIKE PELUSO

YEAR	GP	G	A	PTS	PIM	PP	SH
1993-94	69	4	16	20	238	0	0
1994-95	46	2	9	11	167	0	0
1995-96	57	3	8	11	146	0	0
1996-97	20	0	2	2	68	0	0
TOTALS	192	9	35	44	619	0	0
PLAYOFFS	GP	G	A	PTS	PIM	PP	SH
1994	17	1	0	1	64	0	0
1995	20	1	2	3	8	0	0
TOTALS	37	2	2	4	72	0	0

RICARD PERSSON

YEAR	GP	G	A	PTS	PIM	PP	SH
1995-96	12	2	1	3	8	1	0
1996-97	1	0	0	0	0	0	0
TOTALS	13	2	1	3	8	1	0

HARRI PESONEN

YEAR	GP	G	A	PTS	PIM	PP	SH
2012-13	4	0	0	0	2	0	0

ANDREW PETERS

YEAR	GP	G	A	PTS	PIM	PP	SH
2009-10	29	0	0	0	93	0	0

DAVID PICHETTE

YEAR	GP	G	A	PTS	PIM	PP	SH
1984-85	71	17	40	57	41	8	0
1985-86	33	7	12	19	22	4	0
TOTALS	104	24	52	76	63	12	0

RANDY PIERCE

YEAR	GP	G	A	PTS	PIM	PP	SH
1982-83	3	0	0	0	0	0	0

BLAKE PIETILA

YEAR	GP	G	A	PTS	PIM	PP	SH
2015-16	7	1	1	2	2	0	0
2016-17	10	0	1	1	4	0	0
2017-18	2	0	0	0	0	0	0
2018-19	19	0	1	1	6	0	0
TOTALS	38	1	3	4	12	0	0

TUOMAS PIIHLMAN

YEAR	GP	G	A	PTS	PIM	PP	SH
2003-04	2	0	0	0	2	0	0
2005-06	11	1	1	2	10	0	0
2006-07	2	0	0	0	0	0	0
TOTALS	15	1	1	2	12	0	0

ILKKA PIKKARAINEN

YEAR	GP	G	A	PTS	PIM	PP	SH
2009-10	31	1	3	4	10	0	0
YEAR	GP	G	A	PTS	PIM	PP	SH
1989-90	33	4	10	14	28	1	0
1990-91	14	4	6	10	10	0	0
1991-92	7	1	2	3	6	0	0
TOTALS	54	9	18	27	44	1	0

ALEXEI PONIKAROVSKY

YEAR	GP	G	A	PTS	PIM	PP	SH
2011-12	33	7	11	18	8	0	0
2012-13	30	2	5	7	8	0	0
TOTALS	63	9	16	25	16	0	0
PLAYOFFS	GP	G	A	PTS	PIM	PP	SH
2012	24	1	8	9	12	0	0

JUKKA PORVARI

YEAR	GP	G	A	PTS	PIM	PP	SH
1982-83	8	1	3	4	4	0	0

RICH PRESTON

YEAR	GP	G	A	PTS	PIM	PP	SH
1984-85	75	12	15	27	26	1	0
1985-86	76	19	22	41	65	3	0
TOTALS	151	31	37	68	91	4	0

DALTON PROUT

YEAR	GP	G	A	PTS	PIM	PP	SH
2016-17	14	0	3	3	30	0	0
2017-18	4	0	0	0	13	0	0
TOTALS	18	0	3	3	43	0	0

JOEL QUENNEVILLE

YEAR	GP	G	A	PTS	PIM	PP	SH
1982-83	74	5	12	17	46	0	1

JOHN QUENNEVILLE

YEAR	GP	G	A	PTS	PIM	PP	SH
2016-17	12	1	3	4	2	1	0
2017-18	2	0	0	0	0	0	0
2018-19	19	1	0	1	4	0	0
TOTALS	33	2	3	5	6	1	0

KYLE QUINCEY

YEAR	GP	G	A	PTS	PIM	PP	SH
2016-17	53	4	8	12	39	0	0

DERON QUINT

YEAR	GP	G	A	PTS	PIM	PP	SH
1999-00	4	1	0	1	2	0	0

KAREL RACHUNEK

YEAR	GP	G	A	PTS	PIM	PP	SH
2007-08	47	4	9	13	40	0	0

BRIAN RAFALSKI

YEAR	GP	G	A	PTS	PIM	PP	SH
1999-00	75	5	27	32	28	1	0
2000-01	78	9	43	52	26	6	0
2001-02	76	7	40	47	18	2	0
2002-03	79	3	37	40	14	2	0
2003-04	69	6	30	36	24	2	0
2005-06	82	6	43	49	36	3	0
2006-07	82	8	47	55	34	3	1
TOTALS	541	44	267	311	180	19	1
PLAYOFFS	GP	G	A	PTS	PIM	PP	SH
2000	23	2	6	8	8	0	0
2001	25	7	11	18	7	1	0
2002	6	3	2	5	4	3	0
2003	23	2	9	11	8	2	0
2004	5	0	1	1	0	0	0
2006	9	1	8	9	2	1	0
2007	11	2	6	8	8	2	0
TOTALS	102	17	43	60	37	9	0

ERIK RASMUSSEN

YEAR	GP	G	A	PTS	PIM	PP	SH
2003-04	69	7	6	13	41	0	0
2005-06	67	5	5	10	32	1	0
2006-07	71	3	7	10	25	0	0
TOTALS	207	15	18	33	98	1	0
PLAYOFFS	GP	G	A	PTS	PIM	PP	SH
2004	5	0	2	2	2	0	0
2006	9	0	0	0	8	0	0
2007	11	0	0	0	14	0	0
TOTALS	25	0	2	2	24	0	0

PASCAL RHEAUME

YEAR	GP	G	A	PTS	PIM	PP	SH
1996-97	2	1	0	1	0	0	0
2002-03	21	4	1	5	8	0	1
2005-06	12	0	0	0	4	0	0
TOTALS	35	5	1	6	12	0	1
PLAYOFFS	GP	G	A	PTS	PIM	PP	SH
2003	24	1	2	3	13	0	0

STEPHANE RICHER

YEAR	GP	G	A	PTS	PIM	PP	SH
1991-92	74	29	35	64	25	5	1
1992-93	78	38	35	73	44	7	1
1993-94	80	36	36	72	16	7	3
1994-95	45	23	16	39	10	1	2
1995-96	73	20	12	32	30	3	4
2001-02	10	1	2	3	0	0	0
TOTALS	360	147	136	283	125	23	11

STEPHANE RICHER *cont.*

PLAYOFFS	GP	G	A	PTS	PIM	PP	SH
1992	7	1	2	3	0	0	0
1993	5	2	2	4	2	1	0
1994	20	7	5	12	6	3	0
1995	19	6	15	21	2	3	1
2002	3	0	0	0	0	0	0
TOTALS	54	16	24	40	10	7	1

STEVE RICHMOND

YEAR	GP	G	A	PTS	PIM	PP	SH
1986-87	44	1	7	8	143	0	0

BRIAN ROLSTON

YEAR	GP	G	A	PTS	PIM	PP	SH
1994-95	40	7	11	18	17	2	0
1995-96	58	13	11	24	8	3	1
1996-97	81	18	27	45	20	2	2
1997-98	76	16	14	30	16	0	2
1998-99	82	24	33	57	14	5	5
1999-00	11	3	1	4	0	1	0
2008-09	64	15	17	32	30	8	0
2009-10	80	20	17	37	22	7	0
2010-11	65	14	20	34	34	6	0
TOTALS	557	130	151	281	161	34	10

PLAYOFFS	GP	G	A	PTS	PIM	PP	SH
1995	6	2	1	3	4	1	0
1997	10	4	1	5	6	1	2
1998	6	1	0	1	2	0	1
1999	7	1	0	1	2	0	1
2009	7	1	1	2	4	1	0
2010	5	2	1	3	0	2	0
TOTALS	41	11	4	15	18	5	4

KEVIN ROONEY

YEAR	GP	G	A	PTS	PIM	PP	SH
2016-17	4	0	0	0	4	0	0
2017-18	1	0	0	0	0	0	0
2018-19	41	6	4	10	15	0	1
2019-20	49	4	5	9	20	0	2
TOTALS	95	10	9	19	39	0	3

STEVE ROONEY

YEAR	GP	G	A	PTS	PIM	PP	SH
1988-89	25	3	1	4	79	0	0

REIJO RUOTSALAINEN

YEAR	GP	G	A	PTS	PIM	PP	SH
1989-90	31	2	5	7	14	1	0

MIKE RUPP

YEAR	GP	G	A	PTS	PIM	PP	SH
2002-03	26	5	3	8	21	2	0
2003-04	51	6	5	11	41	1	0
2006-07	76	6	3	9	92	0	0
2007-08	64	3	6	9	58	1	0
2008-09	72	3	6	9	136	0	0
TOTALS	289	23	23	46	348	4	0

PLAYOFFS	GP	G	A	PTS	PIM	PP	SH
2003	4	1	3	4	0	0	0
2007	9	0	1	1	7	0	0
2008	5	0	1	1	2	0	0
2009	7	0	0	0	14	0	0
TOTALS	25	1	5	6	23	0	0

PHIL RUSSELL

YEAR	GP	G	A	PTS	PIM	PP	SH
1983-84	76	9	22	31	96	0	0
1984-85	66	4	16	20	110	0	1
1985-86	30	2	3	5	51	0	0
TOTALS	172	15	41	56	257	0	1

TUOMO RUUTU

YEAR	GP	G	A	PTS	PIM	PP	SH
2013-14	19	3	5	8	10	1	0
2014-15	77	7	6	13	28	0	0
2015-16	33	0	1	1	8	0	0
TOTALS	129	10	12	22	46	1	0

MICHAEL RYDER

YEAR	GP	G	A	PTS	PIM	PP	SH
2013-14	82	18	16	34	18	4	1
2014-15	47	6	13	19	30	0	0
TOTALS	129	24	29	53	48	4	1

JASON RYZNAR

YEAR	GP	G	A	PTS	PIM	PP	SH
2005-06	8	0	0	0	2	0	0

ANSSI SALMELA

YEAR	GP	G	A	PTS	PIM	PP	SH
2008-09	17	0	3	3	6	0	0
2009-10	9	1	2	3	0	0	1
2010-11	48	1	6	7	14	0	0
TOTALS	74	2	11	13	20	0	1

ANDREAS SALOMONSSON

YEAR	GP	G	A	PTS	PIM	PP	SH
2001-02	39	4	5	9	22	1	0
PLAYOFFS	GP	G	A	PTS	PIM	PP	SH
2002	4	0	1	1	0	0	0

BRYCE SALVADOR

YEAR	GP	G	A	PTS	PIM	PP	SH
2007-08	8	0	0	0	11	0	0
2008-09	76	3	13	16	78	0	0
2009-10	79	4	10	14	57	0	0
2010-11	82	0	9	9	66	0	0
2011-12	39	0	2	2	22	0	0
2012-13	40	1	3	4	29	0	0
2013-14	15	0	2	2	20	0	0
2014-15	339	8	39	47	283	0	0
TOTALS	339	8	39	47	283	0	0

PLAYOFFS	GP	G	A	PTS	PIM	PP	SH
2008	5	1	0	1	2	0	0
2009	4	0	0	0	4	0	0
2010	24	4	10	14	26	0	1
2012	35	5	10	15	38	0	1

STEVEN SANTINI

YEAR	GP	G	A	PTS	PIM	PP	SH
2015-16	1	0	0	0	2	0	0
2016-17	38	2	5	4	14	0	0
2017-18	36	2	8	10	21	0	0
2018-19	39	1	3	4	16	0	0
TOTALS	114	5	16	21	53	0	0

ALEXANDER SEMAK

YEAR	GP	G	A	PTS	PIM	PP	SH
1991-92	25	5	6	11	0	0	1
1992-93	82	37	47	79	70	4	1
1993-94	54	12	17	29	22	2	2
1994-95	19	2	6	8	13	0	0
TOTALS	180	56	71	127	105	6	3

PLAYOFFS	GP	G	A	PTS	PIM	PP	SH
1992	1	0	0	0	0	0	0
1993	5	1	1	2	0	0	0
1994	2	0	0	0	0	0	0
TOTALS	8	1	1	2	0	0	0

BRETT SENEY

YEAR	GP	G	A	PTS	PIM	PP	SH
2018-19	51	5	8	13	31	0	0
2019-20	2	0	0	0	0	0	0
TOTALS	53	5	8	13	31	0	0

TIM SESTITO

YEAR	GP	G	A	PTS	PIM	PP	SH
2009-10	9	0	1	1	2	0	0
2010-11	36	0	2	2	9	0	0
2011-12	18	0	0	0	7	0	0
2012-13	6	0	0	0	2	0	0
2013-14	16	0	3	3	2	0	0
2014-15	15	0	2	2	33	0	0
TOTALS	100	0	8	8	55	0	0

PLAYOFFS	GP	G	A	PTS	PIM	PP	SH
2012	1	0	0	0	0	0	0

DAMON SEVERSON

YEAR	GP	G	A	PTS	PIM	PP	SH
2014-15	51	5	12	17	22	0	0
2015-16	72	1	20	21	31	0	0
2016-17	80	3	23	31	58	0	0
2017-18	76	9	15	24	42	0	0
2018-19	82	11	28	39	58	3	0
2019-20	69	8	23	31	52	3	0
2020-21	56	3	18	21	29	0	0
2021-22	80	11	35	46	57	5	0
2022-23	81	7	26	33	38	1	1
TOTALS	647	58	205	263	388	12	1

PLAYOFFS	GP	G	A	PTS	PIM	PP	SH
2017-18	4	0	0	0	12	0	0
2022-23	12	1	2	3	6	0	0
TOTALS	16	1	2	3	6	0	0

DAVID SCHLEMKO

YEAR	GP	G	A	PTS	PIM	PP	SH
2015-16	67	6	13	19	16	1	0

BRENDAN SHANAHAN

YEAR	GP	G	A	PTS	PIM	PP	SH
1987-88	65	7	19	26	131	2	0
1988-89	68	22	28	50	115	9	0
1989-90	73	30	42	72	137	8	0
1990-91	75	29	37	66	141	7	0
2008-09	34	6	8	14	29	2	0
TOTALS	315	94	134	228	553	28	0

PLAYOFFS	GP	G	A	PTS	PIM	PP	SH
1988	12	2	1	3	44	1	0
1990	6	3	3	6	20	1	0
1991	7	3	5	8	12	2	0
2009	7	1	2	3	2	0	0
TOTALS	32	9	11	20	78	4	0

YEGOR SHARANGOVICH

YEAR	GP	G	A	PTS	PIM	PP	SH
2020-21	54	16	14	30	4	2	1
2021-22	76	24	22	46	23	2	2
2022-23	75	13	17	30	16	0	2
TOTALS	287	53	89	106	43	4	5

PLAYOFFS	GP	G	A	PTS	PIM	PP	SH
2022-23	3	0	0	0	0	0	0

VADIM SHARIFJANOV

YEAR	GP	G	A	PTS	PIM	PP	SH
1996-97	2	0	0	0	0	0	0
1998-99	53	11	16	27	28	1	0
1999-00	20	3	4	7	8	0	0
TOTALS	75	14	20	34	36	1	0

PLAYOFFS	GP	G	A	PTS	PIM	PP	SH
1999	4	0	0	0	0	0	0

WAYNE SIMMONDS

YEAR	GP	G	A	PTS	PIM	PP	SH
2019-20	33	3	6	9	6	1	0

REID SIMPSON

YEAR	GP	G	A	PTS	PIM	PP	SH
1994-95	9	0	0	0	27	0	0
1995-96	23	1	5	6	79	0	0
1996-97	27	0	4	4	60	0	0
1997-98	6	0	0	0	16	0	0
TOTALS	65	1	9	10	182	0	0

PLAYOFFS	GP	G	A	PTS	PIM	PP	SH
1997	5	0	0	0	29	0	0

MIKE SISLO

YEAR	GP	G	A	PTS	PIM	PP	SH
2013-14	14	0	0	0	0	0	0
2014-15	10	0	1	1	2	0	0
2015-16	18	3	1	4	4	1	0
TOTALS	42	3	2	5	6	1	0

JARROD SKALDE

YEAR	GP	G	A	PTS	PIM	PP	SH
1990-91	1	0	1	1	0	0	0
1991-92	15	2	4	6	4	0	0
1992-93	11	0	2	2	4	0	0
TOTALS	27	2	7	9	8	0	0

MARTIN SKOULA

YEAR	GP	G	A	PTS	PIM	PP	SH
2009-10	19	0	3	3	4	0	0

PLAYOFFS	GP	G	A	PTS	PIM	PP	SH
2010	4	0	0	0	0	0	0

ROB SKRLAC

YEAR	GP	G	A	PTS	PIM	PP	SH
2003-04	8	1	0	1	22	0	0

RICHARD SMEHLIK

YEAR	GP	G	A	PTS	PIM	PP	SH
2002-03	12	0	2	2	0	0	0

PLAYOFFS	GP	G	A	PTS	PIM	PP	SH
2003	5	0	0	0	2	0	0

JASON SMITH

YEAR	GP	G	A	PTS	PIM	PP	SH
1993-94	41	0	5	5	43	0	0
1994-95	2	0	0	0	0	0	0
1995-96	64	2	1	3	96	0	0
1996-97	57	1	2	3	38	0	0
TOTALS	164	3	8	11	177	0	0

PLAYOFFS	GP	G	A	PTS	PIM	PP	SH
1994	6	0	0	0	7	0	0

DEVANTE SMITH-PELLEY

YEAR	GP	G	A	PTS	PIM	PP	SH
2015-16	18	8	5	13	8	0	0
2016-17	53	4	5	9	12	0	0
TOTALS	71	12	10	22	20	0	0

SHELDON SOURAY

YEAR	GP	G	A	PTS	PIM	PP	SH
1997-98	60	3	7	10	85	0	0
1998-99	70	1	7	8	110	0	0
1999-00	52	0	8	8	70	0	0
TOTALS	182	4	22	26	265	0	0

PLAYOFFS	GP	G	A	PTS	PIM	PP	SH
1998	3	0	1	1	2	0	0
1999	2	0	1	1	0	0	0
TOTALS	5	0	2	2	2	0	0

DREW STAFFORD

YEAR	GP	G	A	PTS	PIM	PP	SH
2017-18	59	8	7	15	10	4	0
2018-19	57	5	8	13	18	1	0
TOTALS	116	13	15	28	28	5	0

PLAYOFFS	GP	G	A	PTS	PIM	PP	SH
2018	2	0	0	0	10	0	0

SERGEI STARIKOV

YEAR	GP	G	A	PTS	PIM	PP	SH
1989-90	16	0	1	1	8	0	0

PETER STASTNY

YEAR	GP	G	A	PTS	PIM	PP	SH
1989-90	12	5	6	11	16	2	0
1990-91	77	18	42	60	53	4	0
1991-92	66	24	38	62	42	10	1
1992-93	62	17	23	40	22	7	0
TOTALS	217	64	109	173	133	23	1

PLAYOFFS	GP	G	A	PTS	PIM	PP	SH
1990	6	3	2	5	4	1	0
1991	7	3	4	7	2	1	0
1992	7	3	7	10	19	0	0
1993	5	0	2	2	2	0	0
TOTALS	25	9	15	24	27	2	0

DAVID STECKEL

YEAR	GP	G	A	PTS	PIM	PP	SH
2010-11	18	1	0	1	2	0	0

LEE STEMPNIAK

YEAR	GP	G	A	PTS	PIM	PP	SH
2015-16	63	16	25	41	34	3	1

SCOTT STEVENS

YEAR	GP	G	A	PTS	PIM	PP	SH
1991-92	68	17	42	59	124	7	1
1992-93	81	12	45	57	120	8	0
1993-94	83	18	60	78	112	5	1
1994-95	48	2	20	22	56	1	0
1995-96	82	5	23	28	100	2	1
1996-97	79	5	19	24	70	0	0
1997-98	80	4	22	26	80	1	0
1998-99	75	5	22	27	64	0	0
1999-00	78	8	21	29	103	0	1
2000-01	81	9	22	31	71	3	0
2001-02	82	1	16	17	44	0	0
2002-03	81	4	16	20	41	0	0
2003-04	38	3	9	12	22	1	0
TOTALS	956	93	337	430	1007	28	4

PLAYOFFS	GP	G	A	PTS	PIM	PP	SH
1992	7	2	1	3	29	2	0
1993	5	2	2	4	10	1	0
1994	20	2	9	11	42	2	0
1995	20	1	7	8	24	0	0
1997	10	0	4	4	2	0	0
1998	6	1	0	1	8	0	0
1999	7	2	1	3	10	2	0
2000	23	3	8	11	6	0	0
2001	25	1	7	8	37	0	0
2002	6	0	0	0	4	1	0
2003	24	3	6	9	14	1	0
TOTALS	153	17	45	62	186	8	0

TURNER STEVENSON

YEAR	GP	G	A	PTS	PIM	PP	SH
2000-01	69	8	18	26	97	2	0
2001-02	21	0	2	2	25	0	0
2002-03	77	7	13	20	115	0	0
2003-04	29	14	13	27	76	4	0
TOTALS	288	29	46	75	313	6	0

PLAYOFFS	GP	G	A	PTS	PIM	PP	SH
2001	23	1	3	4	20	0	0
2002	1	0	0	0	4	0	0
2003	14	1	1	2	26	0	0
2004	5	0	0	0	0	0	0
TOTALS	43	2	4	6	50	0	0

AL STEWART

YEAR	GP	G	A	PTS	PIM	PP	SH
1985-86	4	0	0	0	21	0	0
1986-87	7	1	0	1	26	0	0
1987-88	1	0	0	0	0	0	0
1988-89	6	0	2	2	15	0	0
1990-91	41	5	2	7	159	0	0
1991-92	1	0	0	0	5	0	0
TOTALS	60	6	4	10	226	0	0

KARL STOLLERY

YEAR	GP	G	A	PTS	PIM	PP	SH
2016-17	11	0	3	3	13	0	0

BEN STREET

YEAR	GP	G	A	PTS	PIM	PP	SH
2019-20	3	0	1	1	0	0	0

ALEKSANDER SUGLOBOV

YEAR	GP	G	A	PTS	PIM	PP	SH
2003-04	1	0	0	0	0	0	0
2005-06	1	1	0	1	0	1	0
TOTALS	2	1	0	1	0	1	0

DOUG SULLIMAN

YEAR	GP	G	A	PTS	PIM	PP	SH
1984-85	57	22	16	38	4	6	0
1985-86	73	21	22	43	20	6	1
1986-87	78	27	26	53	14	4	1
1987-88	59	16	14	30	22	8	1
TOTALS	267	86	78	164	60	24	3

PLAYOFFS	GP	G	A	PTS	PIM	PP	SH
1988	9	0	3	3	2	0	0

BRIAN SULLIVAN

YEAR	GP	G	A	PTS	PIM	PP	SH
1992-93	2	0	1	1	0	0	0

STEVE SULLIVAN

YEAR	GP	G	A	PTS	PIM	PP	SH
1995-96	16	5	4	9	8	2	0
1996-97	33	8	14	22	14	2	0
2012-13	9	2	3	5	4	2	0
TOTALS	58	15	21	36	26	6	0

PATRIK SUNDSTROM

YEAR	GP	G	A	PTS	PIM	PP	SH
1987-88	78	15	36	51	42	9	1
1988-89	65	28	41	69	36	12	1
1989-90	74	27	49	76	34	8	1
1990-91	71	15	31	46	48	4	1
1991-92	17	1	3	4	8	1	0

PETER SUNDSTROM

YEAR	GP	G	A	PTS	PIM	PP	SH
1989-90	21	1	2	3	4	0	0
KEN SUTTON							
YEAR	GP	G	A	PTS	PIM	PP	SH
1997-98	13	0	0	0	6	0	0
1998-99	5	1	0	1	0	0	0
1999-00	6	0	2	2	2	0	0
2000-01	53	1	7	8	37	0	0
TOTALS	77	2	9	11	45	0	0
PLAYOFFS	GP	G	A	PTS	PIM	PP	SH
2001	6	0	0	0	13	0	0

PETR SYKORA

YEAR	GP	G	A	PTS	PIM	PP	SH
1995-96	63	18	24	42	32	8	0
1996-97	19	1	2	3	4	0	0
1997-98	58	16	20	36	22	3	1
1998-99	80	29	43	72	22	15	0
1999-00	79	25	43	68	26	5	1
2000-01	73	35	46	81	32	9	2
2001-02	73	21	27	48	44	4	0
2011-12	82	21	23	44	40	4	0
TOTALS	527	166	228	394	222	48	4
PLAYOFFS	GP	G	A	PTS	PIM	PP	SH
1997	2	0	0	0	2	0	0
1998	2	0	0	0	0	0	0
1999	7	3	3	6	4	0	0
2000	23	9	8	17	10	1	0
2001	25	10	12	22	12	2	2
2002	4	0	1	1	0	0	0
2012	18	2	3	5	6	1	0
TOTALS	81	24	27	51	34	4	2

BARRY TALLACKSON

YEAR	GP	G	A	PTS	PIM	PP	SH
2005-06	10	1	1	2	0	0	0
2006-07	3	0	0	0	0	0	0
2007-08	3	0	0	0	0	0	0
2008-09	4	0	0	0	0	0	0
TOTALS	20	1	1	2	2	0	0

HENRIK TALLINDER

YEAR	GP	G	A	PTS	PIM	PP	SH
2010-11	82	5	11	16	40	0	1
2011-12	39	0	6	6	16	0	0
2012-13	25	1	3	4	10	0	0
TOTALS	146	6	20	26	66	0	1
PLAYOFFS	GP	G	A	PTS	PIM	PP	SH
2012	3	0	0	0	0	0	0

STEVE TAMBELLINI

YEAR	GP	G	A	PTS	PIM	PP	SH
1982-83	73	25	18	43	14	6	1
ERIC TANGRADI							
YEAR	GP	G	A	PTS	PIM	PP	SH
2018-19	6	0	1	1	0	0	0

MATT TAORMINA

YEAR	GP	G	A	PTS	PIM	PP	SH
2010-11	17	3	2	5	2	1	0
2011-12	30	1	6	7	4	0	0
TOTALS	47	4	8	12	6	1	0

TOMAS TATAR

YEAR	GP	G	A	PTS	PIM	PP	SH
2021-22	76	15	15	3	22	2	0
2022-23	82	20	28	48	30	1	0
TOTALS	158	35	43	78	42	3	0
PLAYOFFS	GP	G	A	PTS	PIM	PP	SH
2022-23	12	1	0	1	4	0	0

MATT TENNYSON

YEAR	GP	G	A	PTS	PIM	PP	SH
2019-20	20	0	3	3	6	0	0
2020-21	21	1	2	3	2	0	0
TOTALS	41	1	5	6	31	0	0

STEVE THOMAS

YEAR	GP	G	A	PTS	PIM	PP	SH
1995-96	81	26	35	61	98	6	0
1996-97	57	15	19	34	46	1	0
1997-98	55	14	10	24	32	3	0
TOTALS	193	55	64	119	176	10	0
PLAYOFFS	GP	G	A	PTS	PIM	PP	SH
1997	10	1	1	2	18	0	0
1998	16	0	3	3	2	0	0
TOTALS	16	1	4	5	20	0	0

PAUL THOMPSON

YEAR	GP	G	A	PTS	PIM	PP	SH
2015-16	3	0	0	0	2	0	0

JIM THOMSON

YEAR	GP	G	A	PTS	PIM	PP	SH
1989-90	3	0	0	0	31	0	0

ESA TIKKANEN

YEAR	GP	G	A	PTS	PIM	PP	SH
1995-96	9	0	2	2	4	0	0

JIRI TLUSTY

YEAR	GP	G	A	PTS	PIM	PP	SH
2015-16	30	2	2	4	6	1	0

KEVIN TODD

YEAR	GP	G	A	PTS	PIM	PP	SH
1988-89	1	0	0	0	0	0	0
1990-91	1	0	0	0	0	0	0
1991-92	80	21	42	63	69	2	0
1992-93	30	5	5	10	16	0	0
TOTALS	112	26	47	73	85	2	0

PLAYOFFS	GP	G	A	PTS	PIM	PP	SH
1991	1	0	0	0	6	0	0
1992	7	3	2	5	8	1	0
TOTALS	8	3	2	5	14	1	0

JORDIN TOOTOO

YEAR	GP	G	A	PTS	PIM	PP	SH
2014-15	68	10	5	15	72	1	0
2015-16	66	4	5	9	102	2	0
TOTALS	134	14	10	24	174	3	0

ROCKY TROTIER

YEAR	GP	G	A	PTS	PIM	PP	SH
1983-84	5	1	1	2	0	0	0
1984-85	33	5	3	8	2	0	0
TOTALS	38	6	4	10	2	0	0

SYLVAIN TURGEON

YEAR	GP	G	A	PTS	PIM	PP	SH
1989-90	72	30	17	47	81	7	0
PLAYOFFS	GP	G	A	PTS	PIM	PP	SH
1990	1	0	0	0	0	0	0

OLEG TVERDOVSKY

YEAR	GP	G	A	PTS	PIM	PP	SH
2002-03	50	5	8	13	22	2	0
PLAYOFFS	GP	G	A	PTS	PIM	PP	SH
2003	15	0	3	3	0	0	0

CAROL VADNAIS

YEAR	GP	G	A	PTS	PIM	PP	SH
1982-83	51	2	7	9	64	1	0

ALEXANDER VASYUNOV

YEAR	GP	G	A	PTS	PIM	PP	SH
2010-11	18	1	4	5	0	0	0

YVON VAUTOUR

YEAR	GP	G	A	PTS	PIM	PP	SH
1982-83	52	4	7	11	136	0	0
1983-84	42	3	4	7	78	0	0
TOTALS	94	7	11	18	214	0	0

STEPHANE VEILLEUX

YEAR	GP	G	A	PTS	PIM	PP	SH
2011-12	1	0	0	0	0	0	0

RANDY VELISCHEK

YEAR	GP	G	A	PTS	PIM	PP	SH
1985-86	47	2	7	9	39	0	0
1986-87	64	2	16	18	52	0	0
1987-88	51	3	9	12	66	0	1
1988-89	80	4	14	18	70	0	1
1989-90	62	0	6	6	72	0	0
TOTALS	304	11	52	63	299	0	2

PLAYOFFS	GP	G	A	PTS	PIM	PP	SH
1988	19	0	2	2	20	0	0
1990	6	0	0	0	4	0	0

PAT VERBEEK

YEAR	GP	G	A	PTS	PIM	PP	SH
1982-83	6	3	2	5	8	0	0

CLAUDE VILGRAIN

YEAR	GP	G	A	PTS	PIM	PP	SH
1983-84	79	20	27	47	158	5	1
1984-85	78	15	18	33	162	5	1
1985-86	76	25	28	53	79	4	1
1986-87	74	35	24	59	120	17	0
1987-88	73	46	31	77	227	13	0
1988-89	77	26	21	47	189	9	0
TOTALS	463	170	151	321	943	53	3
PLAYOFFS	GP	G	A	PTS	PIM	PP	SH
1988	20	4	8	12	51	2	0

VITALY VISHNEVSKI

YEAR	GP	G	A	PTS	PIM	PP	SH
1989-90	6	1	2	3	4	0	0
1991-92	71	19	27	46	74	1	1
1992-93	4	0	2	2	0	0	0
TOTALS	81	20	31	51	78	1	1

PLAYOFFS	GP	G	A	PTS	PIM	PP	SH
1990	4	0	0	0	0	0	0
1992	7	1	1	2	17	0	0

ANTON VOLCHENKOV

YEAR	GP	G	A	PTS	PIM	PP	SH
2010-11	57	0	8	8	36	0	0

PLAYOFFS	GP	G	A	PTS	PIM	PP	SH
2008	3	0	0	0	2	0	0

PETER VRANA

YEAR	GP	G	A	PTS	PIM	PP	SH
2008-09	16	1	0	1	2	0	0

BEN WALTER

YEAR	GP	G	A	PTS	PIM	PP	SH
2009-10	2	0	0	0	2	0	0
ED WARD							
YEAR	GP	G	A	PTS	PIM	PP	SH
2000-01	4	0	1	1	6	0	0
DAVID WARSOFSKY							
YEAR	GP	G	A	PTS	PIM	PP	SH
2015-16	10	0	1	1	2	0	0
ERIC WEINRICH							
YEAR	GP	G	A	PTS	PIM	PP	SH
1988-89	2	0	0	0	0	0	0
1989-90	19	2	7	9	11	1	0
1990-91	76	4	34	38	48	1	0
1991-92	76	7	25	32	55	5	0
TOTALS	173	13	66	79	114	7	0
PLAYOFFS	GP	G	A	PTS	PIM	PP	SH
1990	6	1	3	4	17	0	0
1991	7	1	2	3	6	1	0
1992	7	0	2	2	4	0	0
TOTALS	20	2	7	9	27	1	0

JOHN WENSINK

YEAR	GP	G	A	PTS	PIM	PP	SH
1992-93	42	2	7	9	135	1	0
COLIN WHITE							
YEAR	GP	G	A	PTS	PIM	PP	SH
1999-00	21	2	1	3	40	0	0
2000-01	82	1	19	20	155	0	0
2001-02	73	2	3	5	133	0	0
2002-03	72	5	8	13	98	0	0
2003-04	75	2	11	13	96	0	0
2005-06	73	3	14	17	91	1	0
2006-07	69	0	8	8	69	0	0
2007-08	57	2	8	10	26	0	0
2008-09	71	1	17	18	46	0	0
2009-10	81	2	10	12	46	0	0
2010-11	69	0	6	6	48	0	0
TOTALS	743	20	105	125	848	1	0
PLAYOFFS	GP	G	A	PTS	PIM	PP	SH
2000	23	1	5	6	18	0	0
2001	25	0	3	3	42	0	0
2002	6	0	0	0	2	0	0
2003	24	0	5	5	29	0	0
2004	5	0	0	0	4	0	0
2006	4	0	0	0	4	0	0
2007	7	0	0	0	6	0	0
2008	5	0	0	0	6	0	0
2009	7	0	1	1	6	0	0
2010	5	1	0	1	8	0	0
TOTALS	111	2	14	16	125	0	0

JOE WHITNEY

YEAR	GP	G	A	PTS	PIM	PP	SH
2013-14	1	0	0	0	0	0	0
2014-15	4	1	0	1	0	0	0
TOTALS	5	1	0	1	0	0	0

JASON WIEMER

YEAR	GP	G	A	PTS	PIM	PP	SH
2005-06	16	1	0	1	38	0	0
PLAYOFFS	GP	G	A	PTS	PIM	PP	SH
2006	8	0	0	0	16	0	0

MITCH WILSON

YEAR	GP	G	A	PTS	PIM	PP	SH
2014-85	9	0	2	2	21	0	0

CRAIG WOLANIN

YEAR	GP	G	A	PTS	PIM	PP	SH
1985-86	44	2	16	18	74	0	0
1986-87	68	4	6	10	109	0	1
1987-88	78	6	25	31	170	1	1
1988-89	56	3	8	11	69	0	0
1989-90	37	1	7	8	47	0	0
TOTALS	283	16	62	78	469	1	1
PLAYOFFS	GP	G	A	PTS	PIM	PP	SH
1988	18	2	5	7	51	1	0

MILES WOOD

YEAR	GP	G	A	PTS	PIM	PP	SH
2015-16	1	0	0	0	0	0	0
2016-17	60	8	9	17	86	2	0
2017-18	76	19	13	32	84	3	0
2018-19	63	10	14	24	91	1	0
2019-20	68	11	12	23	57	0	0
2020-21	55	17	8	25	29	3	0
2021-22	3	0	0	0	4	0	0
2022-23	76	13	14	27	76	2	0
TOTALS	402	78	70	148	427	11	0
PLAYOFFS	GP	G	A	PTS	PIM	PP	SH
2017-18	5	0	0	0	14	0	0
2022-23	8	2	0	2	14	0	0
TOTALS	12	2	0	2	28	0	0

EGOR YAKOVLEV

YEAR	GP	G	A	PTS	PIM	PP	SH
2018-19	25	2	5	7	6	0	0

PAUL YSEBAERT

YEAR	GP	G	A	PTS	PIM	PP	SH
1988-89	5	0	4	4	0	0	0
1989-90	5	1	2	3	0	0	0
1990-91	11	4	3	7	6	1	0
TOTALS	21	5	9	14	6	1	0

TRAVIS ZAJAC

YEAR	GP	G	A	PTS	PIM	PP	SH
2006-07	80	17	25	42	16	6	0
2007-08	82	14	20	34	31	5	0
2008-09	82	20	42	62	29	5	1
2009-10	82	25	42	67	24	6	0
2010-11	82	13	31	44	24	2	1
2011-12	15	2	4	6	4	1	0
2012-13	48	7	13	20	22	1	1
2013-14	80	18	30	48	28	3	0
2014-15	74	11	14	25	29	4	2
2015-16	74	14	28	42	25	6	2
2016-17	80	14	31	45	33	6	1
2017-18	63	12	14	26	25	2	1
2018-19	80	19	27	46	20	5	2
2019-20	69	9	16	25	28	1	1
2020-21	33	7	11	18	6	0	0
TOTALS	1024	202	348	550	344	53	12
PLAYOFFS	GP	G	A	PTS	PIM	PP	SH
2006-07	11	1	4	5	4	0	0
2007-08	5	0	1	1	4	0	0
2008-09	7	1	3	4	6	0	0
2009-10	5	1	1	2	2	0	0
2011-12	24	7	7	14	4	1	0
2017-18	5	1	1	2	0	1	0
TOTALS	71	12	18	30	26	2	0

STEVE ZALEWSKI

YEAR	GP	G	A	PTS	PIM	PP	SH
2011-12	7	0	0	0	0	0	0

VALERI ZELEPUKIN

YEAR	GP	G	A	PTS	PIM	PP	SH
1991-92	44	13	18	31	28	3	0
1992-93	78	23	41	64	70	5	1
1993-94	82	26	31	57	70	8	0
1994-95	4	1	2	3	6	0	0
1995-96	61	6	9	15	107	3	0
1996-97	71	14	24	38	36	3	0
1997-98	35	2	8	10	32	0	0
TOTALS	375	85	133	218	349	22	1
PLAYOFFS	GP	G	A	PTS	PIM	PP	SH
1992	4	1	1	2	2	0	0
1993	5	0	2	2	0	0	0
1994	20	5	2	7	14	1	0
1995	18	1	2	3	12	0	0
1997	8	3	2	5	12	1	0
TOTALS	55	10	9	19	40	2	0

PETER ZEEL

YEAR	GP	G	A	PTS	PIM	PP	SH
1996-97	18	0	3	3	4	0	0
1997-98	5	0	3	3	0	0	0
TOTALS	23	0	6	6	4	0	0
PLAYOFFS	GP	G	A	PTS	PIM	PP	SH
1997	2	0	0	0	10	0	0

VLADIMIR ZHARKOV

YEAR	GP	G	A	PTS	PIM	PP	SH
2009-10	40	0	10	10	8	0	0
2010-11	38	2	2	4	2	0	0
2011-12	4	0	0	0	0	0	0
TOTALS	82	2	12	14	10	0	0

MAREK ZIDLICKY

YEAR	GP	G	A	PTS	PIM	PP	SH
2011-12	22	2	6	8	10	2	0
2012-13	48	4	15	19	38	1	0
2013-14	81	12	30	42	60	8	0
2014-15	63	4	19	23	42	3	0
TOTALS	214	22	70	92	150	14	0
PLAYOFFS	GP	G	A	PTS	PIM	PP	SH
2012	24	1	8	9	22	0	0

DAINIUS ZUBRUS

YEAR	GP	G	A	PTS	PIM	PP	SH
2007-08	82	13	25	38	38	4	0
2008-09	82	15	25	40	69	1	0
2009-10	51	10	17	27	28	1	0
2010-11	79	13	17	30	53	1	0
2011-12	82	17	27	44	34	4	3
2012-13	22	2	7	9	12	0	0
2013-14	82	13	13	26	46	0	0
2014-15	74	4	6	10	42	0	0
TOTALS	554	87	137	224	322	11	3
PLAYOFFS	GP	G	A	PTS	PIM	PP	SH
2008	5	0	1	1	8	0	0
2009	7	0	1	1	10	0	0
2010	5	1	0	1	8	0	0
2012	24	3	7	10	18	1	0
TOTALS	41	4	9	13	44	1	0

ANDREI ZYUZIN

YEAR	GP	G	A	PTS	PIM	PP	SH
2001-02	38	1	2	3	25	1	0
2002-03	1	0	1	1	2	0	0
TOTALS	39	1	3	4	27	1	0

GOALTENDERS

KEN APPLEBY

YEAR	GP	MIN	AVG	W	L	O/T	EN	SO	GA	SA	SPCTG
2017-18	3	124	1.45	0	1	0	0	0	3	55	.945

MACKENZIE BLACKWOOD

YEAR	GP	MIN	AVG	W	L	O/T	EN	SO	GA	SA	SPCTG
2018-19	23	1264	2.61	10	10	0	-	2	55	669	.918
2019-20	47	2684	2.77	22	14	8	-	3	124	1452	.915
2020-21	35	2091	3.04	14	17	4	-	1	106	1081	.902
2021-22	25	1399	3.39	9	10	4	-	2	79	731	.892
2022-23	22	1126	3.20	10	6	2	-	0	60	563	.893
TOTALS	152	8564	2.97	65	57	18	-	8	424	4496	.906

CRAIG BILLINGTON

YEAR	GP	MIN	AVG	W	L	T	EN	SO	GA	SA	SPCTG
1985-86	18	901	5.13	4	9	1	0	0	77	482	.840
1986-87	22	1114	4.79	4	13	2	0	0	89	569	.844
1988-89	3	140	4.71	1	1	0	0	0	11	65	.831
1991-92	26	1363	3.04	13	7	1	2	2	69	637	.892
1992-93	42	2389	3.67	21	16	4	0	2	146	1178	.876
TOTALS	111	5907	3.98	43	46	8	2	4	392	2931	.866
PLAYOFFS	GP	MIN	AVG	W	L		EN	SO	GA	SA	SPCTG
1993	2	78	3.85	0	1		0	0	5	39	.872

MARTIN BRODEUR

YEAR	GP	MIN	AVG	W	L	O/T	EN	SO	GA	SA	SPCTG
1991-92	4	179	3.35	2	1	0	0	0	10	85	.882
1993-94	47	2625	2.40	27	11	8	0	3	105	1238	.915
1994-95	40	2184	2.45	19	11	6	1	3	89	908	.902
1995-96	77	4433	2.34	34	30	12	8	6	173	1954	.911
1996-97	67	3838	1.88	37	14	13	5	10	120	1633	.927
1997-98	70	4128	1.89	43	17	8	4	10	130	1569	.917
1998-99	70	4239	2.29	39	21	10	4	4	162	1728	.906
1999-00	72	4312	2.24	43	20	8	3	6	161	1797	.910
2000-01	72	4297	2.32	42	17	11	2	9	166	1762	.906
2001-02	73	4347	2.15	38	26	9	5	4	156	1655	.906
2002-03	73	4374	2.02	41	23	9	4	9	147	1706	.914
2003-04	75	4555	2.03	38	26	11	4	11	154	1845	.917
2005-06	73	4365	2.57	43	23	7	2	5	187	2105	.911
2006-07	78	4697	2.18	48	23	7	5	12	171	2182	.922
2007-08	77	4635	2.17	44	27	6	8	4	168	2089	.920
2008-09	31	1814	2.41	19	9	3	3	5	73	870	.916
2009-10	77	4499	2.24	45	25	6	2	9	168	2004	.916
2010-11	56	3116	2.45	23	26	3	5	6	127	1313	.903
2011-12	59	3392	2.41	31	21	4	7	3	136	1472	.908
2012-13	29	1757	2.22	13	9	7	2	2	65	654	.901
2013-14	39	2297	2.51	19	14	6	3	3	96	971	.901
TOTALS	1259	74083	2.24	688	394	154	77	124	2764	31540	.912

PLAYOFFS	GP	MIN	AVG	W	L		EN	SO	GA	SA	SPCTG
1992	1	32	5.63	0	1		0	0	3	15	.800
1994	17	1171	1.95	8	9		2	1	38	531	.928
1995	20	1222	1.67	16	4		0	3	34	463	.927
1997	10	659	1.73	5	5		2	2	19	268	.929
1998	6	366	1.97	2	4		1	0	12	164	.927
1999	7	425	2.82	3	4		1	0	20	139	.856
2000	23	1450	1.61	16	7		0	2	39	537	.927
2001	25	1505	2.07	15	10		0	4	52	507	.897
2002	6	381	1.42	2	4		0	1	9	145	.938
2003	24	1491	1.65	16	8		0	7	41	622	.934
2004	5	298	2.62	1	4		1	0	13	133	.902
2006	9	533	2.25	5	4		1	1	20	261	.923
2007	11	688	2.44	5	6		1	1	28	332	.916
2008	5	301	3.19	1	4		3	0	16	147	.891
2009	7	427	2.39	3	4		0	1	17	239	.929
2010	5	299	3.01	1	4		0	0	15	126	.881
2012	24	1471	2.12	14	9		5	1	52	629	.917
TOTALS	205	12719	2.02	113	91		17	24	428	5258	.919

SEAN BURKE

YEAR	GP	MIN	AVG	W	L	T	EN	SO	GA	SA	SPCTG
1987-88	13	689	3.05	10	1	0	0	1	35	300	.883
1988-89	62	3590	3.84	22	31	9	7	3	230	1823	.873
1989-90	52	2914	3.60	22	22	6	0	0	175	1453	.880
1990-91	35	1868	3.60	8	12	8	3	0	112	875	.872
TOTALS	162	9061	3.66	62	66	23	10	4	552	4451	.876

PLAYOFFS	GP	MIN	AVG	W	L		EN	SO	GA	SA	SPCTG
1988	17	1001	3.42	9	8		1	1	57	515	.889
1990	2	125	3.84	0	2		0	0	8	57	.860
TOTALS	19	1126	3.46	9	10		1	1	65	572	.886
ALAIN CHEVRIER											
YEAR	GP	MIN	AVG	W	L	T	EN	SO	GA	SA	SPCTG
1985-86	37	1863	4.61	11	19	2	0	0	143	951	.850
1986-87	58	3153	4.32	24	26	2	3	0	227	1793	.873
1987-88	45	2354	3.77	18	19	3	4	1	148	1117	.867
TOTALS	140	7370	4.22	53	64	7	7	1	518	3861	.866
SCOTT CLEMMENSEN											
YEAR	GP	MIN	AVG	W	L	O/T	EN	SO	GA	SA	SPCTG
2001-02	2	20	3.00	0	0	0	0	0	1	5	.800
2003-04	4	238	1.01	3	1	0	0	2	4	84	.952
2005-06	13	627	3.35	3	4	2	1	0	35	295	.881
2006-07	6	305	3.15	1	1	2	1	0	16	144	.889
2008-09	40	2356	2.39	25	13	1	5	2	94	1138	.917
2014-15	3	102	4.71	0	0	1	0	0	8	54	.852
TOTALS	68	3648	2.60	32	19	6	7	4	158	1720	.908
PLAYOFFS	GP	MIN	AVG	W	L		EN	SO	GA	SA	SPCTG
2006	1	7	0.00	0	0		0	0	0	3	1.000
AARON DELL											
YEAR	GP	MIN	AVG	W	L	O/T	EN	SO	GA	SA	SPCTG
2020-21	7	-	-	1	5	0	-	0	22	154	0.857
TOTALS	7	-	-	1	5	0	-	0	22	154	0.857
LOUIS DOMINGUE											
YEAR	GP	MIN	AVG	W	L	O/T	EN	SO	GA	SA	SPCTG
2019-20	16	744	3.79	3	8	2	0	0	47	399	.882
JEAN-FRANCOIS DAMPHOUSSE											
YEAR	GP	MIN	AVG	W	L	T	EN	SO	GA	SA	SPCTG
2001-02	6	294	2.45	1	3	0	1	0	12	115	.896
YANN DANIS											
YEAR	GP	MIN	AVG	W	L	O/T	EN	SO	GA	SA	SPCTG
2009-10	12	467	2.06	3	2	1	1	0	16	207	.923
2015-16	2	51	4.71	0	1	0	0	0	4	18	.778
TOTALS	14	518	2.32	3	3	1	1	0	20	225	.911
MIKE DUNHAM											
YEAR	GP	MIN	AVG	W	L	T	EN	SO	GA	SA	SPCTG
1996-97	26	1012	2.55	8	7	1	1	2	43	456	.906
1997-98	15	773	2.25	5	5	3	0	1	29	332	.913
TOTALS	41	1785	2.40	13	12	4	1	3	72	788	.909
CHAD ERICKSON											
YEAR	GP	MIN	AVG	W	L	T	EN	SO	GA	SA	SPCTG
1991-92	2	120	4.50	1	1	0	0	0	9	55	.836
JEFF FRAZEE											
YEAR	GP	MIN	AVG	W	L	O/T	EN	SO	GA	SA	SPCTG
2012-13	1	19	0.00	0	0	0	1	0	0	3	1.000
KARL FRIESEN											
YEAR	GP	MIN	AVG	W	L	T	EN	SO	GA	SA	SPCTG
1986-87	4	130	7.38	0	2	1	0	0	16	80	.800
JOHAN HEDBERG											
YEAR	GP	MIN	AVG	W	L	O/T	EN	SO	GA	SA	SPCTG
2010-11	34	1717	2.38	15	12	2	1	3	68	777	.912
2011-12	27	1591	2.23	17	7	2	3	4	59	718	.918
2012-13	19	1108	2.76	6	10	3	1	1	51	435	.883
TOTALS	80	4416	2.42	38	29	7	5	8	178	1930	.908
PLAYOFFS	GP	MIN	AVG	W	L		EN	SO	GA	SA	SPCTG
2012	1	36	1.67	0	1		0	0	1	14	.929
HANNU KAMPPURI											
YEAR	GP	MIN	AVG	W	L	T	EN	SO	GA	SA	SPCTG
1984-85	13	635	5.10	1	10	1	2	0	54	351	.845
KEITH KINKAID											
YEAR	GP	MIN	AVG	W	L	O/T	EN	SO	GA	SA	SPCTG
2012-13	1	26	2.33	0	0	0	0	0	1	13	0.923
2014-15	19	925	2.59	6	5	4	0	0	40	469	0.915
2015-16	23	1240	2.81	9	9	1	0	2	58	605	0.904
2016-17	26	1476	2.64	8	13	3	0	1	65	778	0.916
2017-18	41	2298	2.77	26	10	3	1	1	106	1108	0.913
2018-19	41	2302	3.36	15	18	6	0	3	129	1059	0.891
TOTALS	151	8267	2.90	64	55	17	1	7	399	4267	0.906
PLAYOFFS	GP	MIN	AVG	W	L		EN	SO	GA	SA	SPCTG
2018	2	92	5.88	0	2	0	1	0	9	46	0.804

EDDIE LACK

YEAR	GP	MIN	AVG	W	L	O/T	EN	SO	GA	SA	SPCTG
2017-18	4	207	3.18	1	2	0	0	0	11	113	0.903

RON LOW

YEAR	GP	MIN	AVG	W	L	T	EN	SO	GA	SA	SPCTG
1982-83	11	608	4.05	2	7	1	1	0	41	345	.881
1983-84	44	2218	4.36	8	25	4	1	0	161	1133	.858
1984-85	26	1327	3.84	6	11	4	1	1	85	628	.864
TOTALS	81	4153	4.15	16	43	9	3	1	287	2106	.864

SHAWN MacKENZIE

YEAR	GP	MIN	AVG	W	L	T	EN	SO	GA	SA	SPCTG
1982-83	6	130	6.92	0	1	0	0	0	15	71	.789

MIKE McKENNA

YEAR	GP	MIN	AVG	W	L	O/T	EN	SO	GA	SA	SPCTG
2010-11	2	118	3.05	0	1	0	0	0	6	56	.893

KIRK McLEAN

YEAR	GP	MIN	AVG	W	L	T	EN	SO	GA	SA	SPCTG
1985-86	2	111	5.95	1	0	0	0	0	11	59	.814
1986-87	4	160	3.75	1	1	0	1	0	10	73	.861
TOTALS	6	271	4.65	2	1	0	1	0	21	132	.840

ROLAND MELANSON

YEAR	GP	MIN	AVG	W	L	T	EN	SO	GA	SA	SPCTG
1990-91	1	20	6.00	0	0	0	0	0	2	7	.714

LINDSAY MIDDLEBROOK

YEAR	GP	MIN	AVG	W	L	T	EN	SO	GA	SA	SPCTG
1982-83	9	412	5.39	0	6	1	0	0	37	211	.825

JEFF REESE

YEAR	GP	MIN	AVG	W	L	T	EN	SO	GA	SA	SPCTG
1996-97	3	139	5.61	0	2	0	0	0	13	65	.800

GLENN RESCH

YEAR	GP	MIN	AVG	W	L	T	EN	SO	GA	SA	SPCTG
1982-83	65	3650	3.98	15	35	12	2	0	242	1928	.874
1983-84	51	2641	4.18	9	31	3	4	1	184	1426	.871
1984-85	51	2893	4.15	15	27	5	4	0	200	1413	.858
1985-86	31	1769	4.27	10	20	0	4	0	126	885	.857
TOTALS	198	10953	4.12	49	113	20	14	1	752	5632	.866

SAM ST. LAURENT

YEAR	GP	MIN	AVG	W	L	T	EN	SO	GA	SA	SPCTG
1985-86	4	188	4.15	2	1	0	0	1	13	111	.883

BOB SAUVE

YEAR	GP	MIN	AVG	W	L	T	EN	SO	GA	SA	SPCTG
1987-88	34	1804	3.56	10	16	3	2	0	107	823	.870
1988-89	15	721	4.66	4	5	1	2	0	56	333	.831
TOTALS	49	2525	3.87	14	21	4	4	0	163	1156	.859
PLAYOFFS	GP	MIN	AVG	W	L		EN	SO	GA	SA	SPCTG
1988	5	238	3.28	2	1		0	0	13	118	.890

CORY SCHNEIDER

YEAR	GP	MIN	AVG	W	L	O/T	EN	SO	GA	SA	SPCTG
2013-14	45	2680	1.97	16	15	12	0	3	88	1107	.921
2014-15	69	3924	2.26	26	31	9	0	5	148	1982	.925
2015-16	58	3412	2.15	27	25	6	0	4	122	1597	.924
2016-17	60	3473	2.82	20	27	11	0	2	163	1781	.908
2017-18	40	2332	2.93	17	16	6	0	1	114	1228	.907
2018-19	26	1372	3.06	6	13	4	0	1	70	718	.903
2019-20	13	679	3.53	3	6	2	0	1	40	355	.887
TOTALS	311	17872	2.50	115	133	50	0	17	745	8768	.915
PLAYOFFS	GP	MIN	AVG	W	L		EN	SO	GA	SA	SPCTG.
2017-18	4	202	1.78	1	2	0	0	0	6	119	.950

COREY SCHWAB

YEAR	GP	MIN	AVG	W	L	T	EN	SO	GA	SA	SPCTG
1995-96	10	331	2.18	0	3	0	0	0	12	119	.899
2002-03	11	614	1.47	5	3	1	0	1	15	223	.933
2003-04	3	187	0.64	2	0	1	0	1	2	68	.971
TOTALS	24	1132	1.54	7	6	2	0	2	29	410	.929
PLAYOFFS	GP	MIN	AVG	W	L		EN	SO	GA	SA	SPCTG.
2003	2	28	0.00	0	0		0	0	0	8	1.000

RICHARD SHULMISTRA

YEAR	GP	MIN	AVG	W	L	T	EN	SO	GA	SA	SPCTG
1997-98	1	62	1.94	0	1	0	0	0	2	30	.933

PETER SIDORKIEWICZ

YEAR	GP	MIN	AVG	W	L	T	EN	SO	GA	SA	SPCTG
1993-94	3	130	2.77	0	3	0	1	0	6	55	.891
1997-98	1	20	3.00	0	0	0	0	0	1	8	.875
TOTALS	4	150	2.80	0	3	0	1	0	7	63	.889

CHRIS TERRERI

YEAR	GP	MIN	AVG	W	L	T	EN	SO	GA	SA	SPCTG
1986-87	7	286	4.41	0	3	1	1	0	21	173	.879
1988-89	8	402	2.69	0	4	2	1	0	18	170	.893
1989-90	35	1933	3.41	15	12	3	3	0	110	1004	.890
1990-91	53	2971	2.91	24	21	7	3	1	144	1348	.893
1991-92	54	3185	3.18	22	22	10	0	1	169	1511	.888
1992-93	48	2672	3.39	19	21	3	2	2	151	1324	.886
1993-94	44	2340	2.72	20	11	4	2	2	106	1141	.907
1994-95	15	734	2.53	3	7	2	0	0	31	309	.900
1995-96	4	210	2.57	3	0	0	0	0	9	92	.902
1998-99	12	726	2.48	8	3	1	0	1	30	294	.898
1999-00	12	649	3.42	2	9	0	2	0	37	299	.876
2000-01	10	453	2.78	2	5	1	0	0	21	167	.874
TOTALS	302	16561	3.07	118	118	34	14	7	847	7832	.892
PLAYOFFS	GP	MIN	AVG	W	L		EN	SO	GA	SA	SPCTG
1990	4	238	3.28	2	2		0	0	13	103	.874
1991	7	428	2.94	3	4		0	0	21	216	.903
1992	7	386	3.58	3	3		2	0	23	203	.887
1993	4	219	4.66	1	3		1	0	17	118	.856
1994	4	200	2.70	3	0		0	0	9	111	.919
1995	1	8	0.00	0	0		0	0	0	2	1.000
TOTALS	27	1479	3.37	12	12		3	0	83	753	.890

JOHN VANBIESBROUCK

YEAR	GP	MIN	AVG	W	L	T	EN	SO	GA	SA	SPCTG
2000-01	4	240	1.50	4	0	0	0	1	6	93	.935
2001-02	5	300	2.00	2	3	0	2	0	10	117	.915
TOTALS	9	540	1.77	6	3	0	2	1	16	210	.924

KEVIN WEEKES

YEAR	GP	MIN	AVG	W	L	O/T	EN	SO	GA	SA	SPCTG
2007-08	9	343	2.97	2	2	1	0	0	17	160	.894
2008-09	16	795	2.42	7	5	0	1	0	32	399	.920
TOTALS	25	1138	2.58	9	7	1	1	0	49	559	.912

- 1982**
6/09/82 Obtained #1 1982 (Rocky Trottier), #1 1983 (John MacLean) Draft Picks from St. Louis for Rob Ramage.
8/04/82 Signed Lindsay Middlebrook from Minnesota as a free agent.
9/13/82 Signed Rob Palmer from Los Angeles as a free agent.
9/14/82 Signed Glenn Merkosky from Hartford as a free agent.
9/16/82 Signed Larry Floyd as a free agent.
10/01/82 Obtained Hector Marini, #4 1983 Draft Pick (later traded to Calgary-Bill Claviter) from NY Islanders for #4 1983 Draft Pick (Mikko Makela). Signed Mike Antonovich from Minnesota as a free agent.
10/04/82 Obtained Murray Brumwell from Minnesota, Carol Vadnais from NY Rangers, Dave Hutchison from Washington via NHL Waiver Draft. Graeme Nicolson (NY Rangers) claimed from New Jersey via NHL Waiver Draft.
10/12/82 Signed Mitch Wilson as a free agent.
10/15/82 Obtained Rick Meagher, Garry Howatt from Hartford for Merlin Malinowski, Scott Fusco.
10/28/82 Signed Jan Ludvig from Edmonton as a free agent.
10/29/82 Obtained cash from Detroit for Dwight Foster.
- 1983**
2/19/83 Obtained Ron Low from Edmonton for Lindsay Middlebrook, Paul Miller.
6/21/83 Obtained Mel Bridgman, Phil Russell from Calgary for Steve Tambellini, Joel Quenneville.
8/15/83 Signed Bob Hoffmeyer from Philadelphia as a free agent.
10/03/83 Obtained Dave Lewis from Minnesota for Brent Ashton.
10/06/83 Obtained Grant Mulvey from Pittsburgh on waivers.
11/17/83 Obtained cash from Washington for waiver claim of Gary McAdam.
- 1984**
1/12/84 Obtained Tim Higgins from Chicago for Jeff Larmer.
1/18/84 Obtained Gary McAdam from Washington on waivers.
6/08/84 Signed Karl Friesen as a free agent.
6/19/84 Obtained Rich Preston, Don Dietrich, #2 1985 Draft Pick (Eric Weinrich) from Chicago for Bobby MacMillan, #5 1985 Draft Pick (Rick Herbert).
6/25/84 Signed Greg Adams as a free agent.
7/11/84 Signed Doug Sulliman from Hartford as a free agent.
8/01/84 Signed Hannu Kampuri as a free agent.
9/27/84 Obtained Sam St. Laurent from Philadelphia for future considerations.
10/09/84 Obtained Dave Pichette from St. Louis via NHL Waiver Draft.
- 1985**
5/31/85 Signed Alain Chevrier as a free agent.
8/14/85 Signed Pat Conacher from Edmonton as a free agent.
8/20/85 Signed Peter McNab from Vancouver as a free agent.
8/29/85 Obtained Perry Anderson from St. Louis for Rick Meagher, #12 1986 Draft Pick (Bill Butler).
9/05/85 Obtained future considerations from Buffalo for Don Lever.
9/19/85 Obtained Mark Johnson from St. Louis for Shawn Evans, #5 1986 Draft Pick (Michael Wolak).
10/07/85 Obtained Randy Veliscek from Minnesota via NHL Waiver Draft.
- 1986**
3/11/86 Obtained #3 1986 Draft Pick (Marc Laniel) from Philadelphia for Glenn Resch. Obtained #12 1986 Draft Pick (Doug Kirtan) from Buffalo for Phil Russell.
6/25/86 Obtained Claude Loiselle from Detroit for Tim Higgins.
7/02/86 Signed Timo Blomqvist from Washington as a free agent.
7/08/86 Signed Andy Brickley from Pittsburgh as a free agent.
8/06/86 Signed Doug Brown, Tim Lenardon, David Anderson as free agents.
8/18/86 Obtained Steve Richmond from Detroit for Sam St. Laurent.
9/26/86 Signed Dave Marcynishyn as a free agent.
- 1987**
3/09/87 Obtained Chris Cichocki, #3 1987 Draft Pick (later traded to Buffalo-Andrew MacVicar) from Detroit for Mel Bridgman.
5/22/87 Obtained Jim Korn from Buffalo for Jan Ludvig.
6/13/87 Obtained Tom Kurvers from Buffalo for Detroit's #3 1987 Draft Pick (Andrew MacVicar). Obtained David Maley from Montreal for #3 1987 Draft Pick (Mathieu Schneider).
7/09/87 Signed Bob Sauve from Chicago as a free agent.
9/10/87 Obtained Patrik Sundstrom, #2 1988 Draft Pick (Jeff Christian), #4 1988 Draft Pick (Matt Ruchty) from Vancouver for Greg Adams, Kirk McLean, #2 1988 Draft Pick (Leif Rohlin).
10/05/87 Obtained rights to Reijo Ruotsalainen from Edmonton, rights to Risto Siltanen from Quebec, Jack O'Callahan from Chicago via NHL Waiver Draft.
10/07/87 Obtained George McPhee from Winnipeg for #4 1989 Draft Pick (Jim Cummins).
- 1988**
3/08/88 Obtained #10 1988 Draft Pick (Alexander Semak) from Boston for Steve Tsujiura.
7/19/88 Obtained Steve Rooney, New Jersey's #3 1990 Draft Pick (Brad Bombardir) from Winnipeg for Alain Chevrier, #7 1990 Draft Pick (Doug Evans).
10/03/88 Risto Siltanen (Vancouver), Andy Brickley (Boston), Doug Sulliman (Philadelphia), claimed from New Jersey via NHL Waiver Draft.
12/09/88 Obtained Jean-Marc Lanthier from Boston for Dan Dorion.
12/12/88 Obtained Tommy Albelin from Quebec for future considerations (#4 1989 Draft Pick-Niklas Andersson).
12/13/88 Obtained Lyle Phair from Los Angeles for cash.
- 1989**
3/07/89 Obtained Claude Vilgrain from Vancouver for Tim Lenardon.
6/17/89 Obtained Los Angeles' #1 1989 Draft Pick (Jason Miller) from Edmonton for Corey Foster. Obtained Walt Poddubny, #4 1990 Draft Pick (Mike Bodnarchuk) from Quebec for Joe Cirella, Claude Loiselle, #8 1990 Draft Pick (Alexander Karpovtsev). Obtained Sylvain Turgeon from Hartford for Pat Verbeek.
6/19/89 Obtained Peter Sundstrom from Washington for #10 1991 Draft Pick (Rob Leask).
8/10/89 Signed Roland Melanson from Los Angeles as a free agent.
10/02/89 Obtained rights to Kent Nilsson from Edmonton via NHL Waiver Draft.
10/16/89 Obtained #1 1991 Draft Pick (Scott Niedermayer) from Toronto for Tom Kurvers.
10/31/89 Obtained Jim Thomson from Hartford for Chris Cichocki.

1990

- 1/05/90** Obtained Bob Broke from Minnesota for Aaron Broten.
3/06/90 Obtained Jeff Sharples from Edmonton for Reijo Ruotsalainen. Obtained #5 1990 Draft Pick (Petr Kuchyna) from Calgary for Jim Korn. Obtained Peter Stastny from Quebec for Craig Wolanin, future considerations (Randy Velischeck).
6/16/90 Obtained #1 (Martin Brodeur), Detroit's #2 (David Harlock), Minnesota's #2 (Chris Gotziaman) 1990 Draft Picks from Calgary for #1 (Trevor Kidd), #2 (Vesa Viitakoski) 1990 Draft Picks.
9/04/90 Obtained Claude Lemieux from Montreal for Sylvain Turgeon.
9/06/90 Obtained Laurie Boschman from Winnipeg for #5 1991 Draft Pick (Jan Kaminski).
11/27/90 Obtained Lee Norwood, future considerations (#4 1992 Draft Pick-Scott McCabe) from Detroit for Paul Ysebaert.

1991

- 5/30/91** Jeff Madill (San Jose) claimed from New Jersey via NHL Expansion Draft.
6/03/91 Obtained Brent Severyn from Quebec for Dave Marcynishyn.
9/03/91 Obtained Scott Stevens from St. Louis as compensation for Brendan Shanahan.
9/09/91 Obtained Dave Barr, Randy McKay from Detroit as compensation for Troy Crowder.
9/20/91 Obtained Tom Chorske, Stephane Richer from Montreal for Roland Melanson, Kirk Muller.
10/03/91 Obtained future considerations (#5 1993 Draft Pick-John Guirestante) from Hartford for Lee Norwood.
10/16/91 Obtained future considerations from Boston for Al Stewart.

1992

- 1/12/92** Obtained Troy Mallette from Edmonton for David Maley.
6/15/92 Obtained Brad Shaw from Hartford for future considerations.
6/18/92 Brad Shaw (Ottawa), Laurie Boschman (Ottawa) claimed from New Jersey via NHL Expansion Draft.
8/28/92 Obtained Bobby Holik, #2 1993 Draft Pick (Jay Pandolfo), conditional 1994 Draft Pick from Hartford for Sean Burke, Eric Weinrich.
9/03/92 Obtained future considerations from Los Angeles for Pat Conacher. Obtained future considerations from Ottawa for Neil Brady.
10/01/92 Signed Pascal Rheaume as a free agent.

1993

- 1/13/93** Obtained Bernie Nicholls from Edmonton for Zdeno Ciger, Kevin Todd.
1/26/93 Assumed contract of Brian Lawton from San Jose.
3/13/93 Obtained cash from San Jose for waiver claim of Jon Morris.
6/20/93 Obtained Peter Sidorkiewicz, future considerations (Mike Peluso) from Ottawa for Craig Billington, Troy Mallette, #4 1993 Draft Pick (Cosmo Dupaul).
6/24/93 Alexei Kasatonov (Anaheim), Jarrod Skalde (Anaheim) claimed from New Jersey via NHL Expansion Draft.
6/26/93 Obtained Corey Millen from Los Angeles for #5 1993 Draft Pick (Jason Saal). Obtained Mike Peluso from Ottawa as future considerations from 6/20/93 transaction.
9/30/93 Signed Bob Carpenter from Washington as a free agent. Obtained #6 1994 Draft Pick (Ryan Smart) from Winnipeg for Brent Severyn.

1994

- 1/31/94** Obtained #5 1994 Draft Pick (later traded to Calgary-Nils Ekman) from Ottawa as compensation from 6/20/93 transaction.
3/21/94 Obtained Roy Mitchell, Reid Simpson from Dallas for future considerations.
6/03/94 Obtained #11 1994 Draft Pick (Mike Hanson) from Quebec for Stephane Yelle, #11 1994 Draft Pick (Steven Low). Obtained Vancouver's #4 1994 Draft Pick (later traded to Calgary-Ryan Duthie) from Tampa Bay for Jeff Toms.
6/29/94 Obtained #3 1994 Draft Pick (Sheldon Souray) from Calgary for #3 (Chris Clark), Vancouver's #4 (Ryan Duthie), Ottawa's #5 (Nils Ekman) 1994 Draft Picks.

1995

- 2/27/95** Obtained Neal Broten from Dallas for Corey Millen.
3/14/95 Obtained Shawn Chambers, Danton Cole from Tampa Bay for Ben Hankinson, Alexander Semak.
4/03/95 Obtained #3 1995 Draft Pick (David Gosselin) from Detroit for Viacheslav Fetisov.
7/08/95 Obtained #5 1995 Draft Pick (Alyn McCauley) from Ottawa for Jaroslav Modry.
10/03/95 Obtained Steve Thomas from NY Islanders for Claude Lemieux.
10/05/95 Obtained #3 1997 Draft Pick (later traded to Ottawa-Josh Langfeld) from Ottawa for Tom Chorske.
11/01/95 Obtained Esa Tikkanen from St. Louis for #3 1997 Draft Pick (later traded to Colorado-Ville Nieminen). Obtained Darin Kimble from Chicago for Bill Armstrong, Mike Vukonich.
11/15/95 Obtained #2 1996 Draft Pick (later traded to Pittsburgh-Pavel Skrbek) from San Jose for Chris Terreri.
11/23/95 Obtained #2 1996 Draft Pick (Wes Mason) from Vancouver for Esa Tikkanen.
12/19/95 Obtained Jocelyn Lemieux, #2 1998 Draft Pick (later transferred to Dallas-John Erskine) from Hartford for Jim Dowd, #2 1997 Draft Pick (later traded to Calgary-Dmitri Kokorev).

1996

- 2/26/96** Obtained Phil Housley, Dan Keczer from Calgary for Tommy Albelin, Cale Hulse, Jocelyn Lemieux.
3/13/96 Obtained Dave Andreychuk from Toronto for #2 1996 Draft Pick (Marek Posmyk), option of #4 1998 or #3 1999 Draft Pick (later traded to New Jersey).
6/22/96 Obtained Jeff Reese, Chicago's #2 (Pierre Dagenais), #8 (Jason Bertsch) 1996 Draft Picks from Tampa Bay for Corey Schwab. Obtained Toronto's #2 (Josh DeWolf), #2 (Colin White) 1996 Draft Picks from Pittsburgh for San Jose's #2 1996 Draft Pick (Pavel Skrbek).
8/22/96 Obtained Lyle Odelein from Montreal for Stephane Richer.
10/11/96 Signed Richard Shulmistra as a free agent.
11/22/96 Obtained future considerations from Los Angeles for Neal Broten.
11/26/96 Obtained Ken Sutton, #2 1999 Draft Pick (Brett Clouthier) from St. Louis for Mike Peluso, Ricard Persson.

1997

- 2/11/97** Obtained Peter Zezel from St. Louis for Chris McAlpine, last round 1999 Draft Pick (James Desmarais).
2/25/97 Obtained Dave Ellett, Doug Gilmour, New Jersey's #4 1998 or #3 1999 Draft Pick (previously acquired-Andre Lakos) from Toronto for Jason Smith, Steve Sullivan, rights to Alyn McCauley.
3/15/97 Obtained Chris LiPuma from San Jose off waivers.
3/18/97 Chris LiPuma (San Jose) claimed from New Jersey via waivers.
6/21/97 Obtained #2 1997 Draft Pick (Stanislav Gron) from Ottawa for #3 (Jani Hurme), Ottawa's #3 (Josh Langfeld) 1997 Draft Picks.

- 6/26/97 Signed John Madden as a free agent.
 8/22/97 Obtained Viastimil Kroupa from San Jose for #3 1998 Draft Pick (later traded to Nashville-Geoff Koch).
 9/01/97 Signed Sasha Lakovic from Calgary as a free agent.
 9/28/97 Obtained Scott Daniels from Philadelphia via NHL Waiver Draft. Pascal Rheaume (St. Louis) claimed from New Jersey via NHL Waiver Draft.
 12/07/97 Obtained Doug Bodger, Dody Wood from San Jose for John MacLean, Ken Sutton.
- 1998**
 1/04/98 Obtained Jason Arnott, Bryan Muir from Edmonton for Bill Guerin, Valeri Zelepukin.
 1/08/98 Obtained #4 1998 Draft Pick (Mikko Jokela) from Chicago for Reid Simpson.
 2/05/98 Obtained #5 1998 Draft Pick (Anton But) from Vancouver for Peter Zedel.
 6/18/98 Obtained Boston's #4 1998 Draft Pick (Pierre Dagenais) from Los Angeles for Doug Bodger.
 6/26/98 Mike Dunham (Nashville) claimed from New Jersey via NHL Expansion Draft.
 6/27/98 Obtained #1 1998 Draft Pick (Scott Gomez) from Dallas for Carolina's #2 (John Erskine), #2 (Tyler Bouck) Draft Picks. Obtained Pittsburgh's #2 1998 Draft Pick (Brian Gionta) from Edmonton for #4 (Kristian Antila), #5 (Oleg Smirnov) 1998 Draft Picks, rights to Fredrik Lindqvist.
 8/25/98 Obtained Chris Terreri from Chicago for #2 1999 Draft Pick (Stepan Mokhov).
 8/26/98 Obtained Ken Sutton from San Jose for future considerations (#5 1999 Draft Pick-Nicholas Dimitrakos).
 11/13/98 Obtained option of #4 or Tampa Bay's #4 1999 Draft Pick or #3 2000 Draft Pick (New Jersey chose #3 2000 Draft Pick-Mike Rupp) from Chicago for Bryan Muir.
- 1999**
 1/04/99 Awarded option of one #1 Draft Pick over next five seasons, right to switch #1 Draft Picks over next five seasons from St. Louis for tampering settlement. Obtained #1 2001 Draft Pick (later transferred to Florida-Lukas Krajicek) from St. Louis. Obtained #1 2003 Draft Pick (later transferred to Edmonton-Marc Antoine Pouliot) from St. Louis for #1 2003 Draft Pick (Shawn Belle).
 3/22/99 Obtained Sergei Nemchinov from NY Islanders for #4 1999 Draft Pick (later transferred to Los Angeles-Daniel Johansson).
 6/18/99 Signed Brian Rafalski as a free agent.
 6/25/99 Kevin Dean (Atlanta) claimed from New Jersey via NHL Expansion Draft. Obtained future considerations from Atlanta for Sergei Vyshedkevich.
 9/27/99 Ken Sutton (Washington), Jeff Williams (Atlanta) claimed from New Jersey via NHL Waiver Draft.
 10/05/99 Obtained Ken Sutton from Washington for future considerations.
 10/07/99 Obtained Steve Kelly from Tampa Bay for #7 2000 Draft Pick (Brian Eklund).
 11/01/99 Obtained Sylvain Cloutier, Jeff Williams from Atlanta for Eric Bertrand, Wes Mason.
 11/03/99 Obtained Claude Lemieux, #1 (David Hale), #2 (Matt DeMarchi) 2000 Draft Picks from Colorado for Brian Rolston, #1 2000 Draft Pick (later transferred to Boston-Martin Samuelsson).
- 2000**
 1/14/00 Obtained option of Vancouver's or NY Islanders' #2 (New Jersey chose NY Islanders-Teemu Laine) and NY Islanders' or Atlanta's #3 (New Jersey chose Atlanta-Max Bierbraer) 2000 Draft Picks from Vancouver for Vadim Sharifjanov, #3 2000 Draft Pick (Tim Branham).
 3/01/00 Obtained Vladimir Malakhov from Montreal for Josh DeWolf, Sheldon Souray, #2 2001 Draft Pick (later transferred to Tampa Bay through Washington-Andreas Holmqvist).
 3/07/00 Obtained Deron Quint, #3 2001 Draft Pick (later transferred to Phoenix-Beat Schiess-Forster) from Phoenix for Lyle Odelein.
 3/14/00 Obtained Alexander Mogilny from Vancouver for Brendan Morrison, Denis Pederson.
 6/12/00 Obtained Ed Ward from Anaheim for #7 2001 Draft Pick (Tony Martensson). Obtained Steve Staios from Atlanta for #9 2000 Draft Pick (Simon Gamaache). Obtained future considerations (Turner Stevenson), #3 2001 Draft Pick (Brandon Nolan) from Columbus for Krzysztof Oliwa. Assigned rights to Deron Quint to Columbus.
 6/23/00 Chris Terreri (Minnesota), Jeff Williams (Columbus) claimed from New Jersey via NHL Expansion Draft. Obtained Chris Terreri, #9 2000 Draft Pick from Minnesota (later traded to Tampa Bay-Thomas Ziegler) for Brad Bombardir. Acquired Turner Stevenson from Columbus as future considerations for 6/12/00 transaction.
 6/24/00 Obtained #8 2001 Draft Pick (Aaron Voros) from Tampa Bay for Minnesota's #9 2000 Draft Pick (Thomas Ziegler).
 7/03/00 Signed Jim McKenzie from Washington as a free agent.
 7/10/00 Acquired future considerations from Atlanta for Steve Staios.
 7/18/00 Signed Chris Ferraro from NY Islanders as a free agent.
- 2001**
 2/24/01 Obtained Bob Corkum from Los Angeles for future considerations.
 2/27/01 Obtained future considerations from Los Angeles for Steve Kelly.
 3/04/01 Obtained Sean O'Donnell from Minnesota for Willie Mitchell.
 3/12/01 Obtained John Vanbiesbrouck from NY Islanders for Chris Terreri, #9 2001 Draft Pick (Juha-Pekka Ketola).
 6/23/01 Obtained Phoenix's #2 2001 Draft Pick (Igor Pohanka), Vancouver's #2 2001 Compensatory Draft Pick (Tuomas Pihlman) from Florida for St. Louis' #1 2001 Draft Pick (Lukas Krajicek). Obtained #2 2001 Draft Pick (Victor Uchevatov) from Ottawa for #3 2001 Compensatory Draft Pick (Neil Komadoski), #3 2001 Draft Pick (later traded to Tampa Bay-Evgeny Artyukhin). Obtained #4 2001 (later traded to Atlanta-Milan Gajic), #3 2002 (Marek Chvatil) Draft Picks from Phoenix for #3 2001 Draft Pick (Beat Schiess-Forster).
 6/24/01 Obtained #3 2002 Draft Pick (Jason Ryznar) from Atlanta for Phoenix's #4 2001 (Milan Gajic), #7 2002 (later traded to San Jose-Tim Conboy) Draft Picks.
 7/05/01 Signed Tommy Albelin from Calgary as a free agent.
 8/22/01 Obtained future considerations from Washington for Chris Ferraro.
 10/21/01 Signed Bruce Gardiner from Ottawa and Steve Guolla from Atlanta as free agents.
 10/25/01 Signed Joel Bouchard from Phoenix as a free agent.
 11/09/01 Obtained Andrei Zyuzin from Tampa Bay for Josef Boumedienne, Sascha Goc, rights to Anton But.
- 2002**
 1/12/02 Pierre Dagenais (Florida) claimed from New Jersey via waivers.
 1/16/02 Obtained Valeri Kamensky from Dallas for Andre Lakos, future considerations.
 2/26/02 Signed John Vanbiesbrouck as a free agent.
 3/04/02 Obtained Mike Rucinski from Carolina for Ted Drury.

- 3/19/02 Obtained Jamie Langenbrunner, Joe Nieuwendyk from Dallas for Jason Arnott, Randy McKay, #1 2002 Draft Pick (later traded to Buffalo-Daniel Paille). Obtained Stephane Richer from Pittsburgh for #7 2003 Draft Pick (Stephen Dixon).
- 7/06/02 Obtained Maxim Balmochnykh, Jeff Friesen, Oleg Tverдовsky from Anaheim for Mike Commodore, J.F. Dampousse, Petr Sykora, rights to Igor Pohanka.
- 7/08/02 Signed Corey Schwab from Toronto as a free agent.
- 7/12/02 Signed Alex Brooks, Craig Darby from Montreal, Raymond Giroux from NY Islanders, Mike Matteucci from Minnesota as free agents.
- 8/15/02 Signed Dave Roche from NY Islanders as a free agent.
- 8/24/02 Signed Ken Sutton from NY Islanders as a free agent.
- 10/01/02 Signed Joe Hulbig as a free agent.
- 10/15/02 Andreas Salomonsson (Washington) claimed from New Jersey via waivers.
- 11/02/02 Andrei Zyuzin (Minnesota) claimed from New Jersey via waivers.
- 2003**
- 1/24/03 Obtained Steve Kariya from Vancouver for Mikko Jokela.
- 2/24/03 Obtained Pascal Rheaume from Atlanta for conditional 2004 Draft Pick (later traded back to New Jersey).
- 3/10/03 Obtained Grant Marshall from Columbus for conditional 2004 Draft Pick (#4-later traded to Calgary-Kristopher Hogg). Obtained Richard Smehlik, New Jersey's 2004 conditional Draft Pick (previously acquired) from Atlanta for #4 2003 Draft Pick (Michael Vanelli).
- 6/21/03 Obtained #1 2003 Draft Pick (Zach Parise) from Edmonton for St. Louis' #1 (Marc-Antoine Pouliot), #2 (Jean-Francois Jacques) 2003 Draft Picks. Obtained #3 2003 Draft Pick (Ivan Khomutov) from St. Louis for Mike Danton, #3 2003 Draft Pick (Konstantin Zakharov).
- 7/24/03 Signed Sean Brown from Boston as a free agent.
- 7/25/03 Signed Erik Rasmussen from Los Angeles as a free agent.
- 7/30/03 Signed Ryan Murphy from Carolina as a free agent.
- 9/10/03 Signed Igor Larionov from Detroit as a free agent.
- 2004**
- 3/01/04 Obtained Viktor Kozlov from Florida for Christian Berglund, Victor Uchevatov.
- 3/05/04 Obtained Jan Hrdina from Phoenix for Mike Rupp, #2 2004 Draft Pick (later traded to Edmonton-Geoff Paukovich).
- 6/26/04 Obtained #1 2004 Draft Pick (Travis Zajac) from Dallas for #1 (later traded to San Jose-Lukas Kaspar), #3 (later traded to Washington-Clayton Barthel) 2004 Draft Picks.
- 7/03/04 Signed Darren Langdon from Montreal as a free agent.
- 7/06/04 Signed Ray Schultz from Nashville as a free agent.
- 7/12/04 Signed Richard Matvichuk from Dallas as a free agent.
- 7/15/04 Signed Krzysztof Oliwa from Calgary as a free agent.
- 7/22/04 Signed Bobby Allen from Edmonton, Pascal Rheaume from St. Louis as free agents.
- 7/27/04 Signed Steven Spencer as a free agent.
- 2005**
- 8/04/05 Signed Vladimir Malakhov from Philadelphia, Dan McGillis from Boston as free agents.
- 8/06/05 Signed Bryan Miller as a free agent.
- 8/12/05 Signed David Clarkson, Frank Doyle as free agents.
- 8/16/05 Signed Alexander Mogilny from Toronto as a free agent. Signed Chris Minard as a free agent.
- 9/26/05 Obtained #3 2006 Draft Pick (Kirill Tulupov) from Washington for Jeff Friesen.
- 11/25/05 Obtained Brad Ference from Phoenix for Pascal Rheaume, Ray Schultz, Steven Spencer.
- 2006**
- 3/08/06 Obtained Ken Klee from Toronto for Aleksander Suglobov.
- 3/09/06 Obtained Brad Lukowich from NY Islanders for #3 2006 Draft Pick (later traded to Phoenix-Jonas Ahnelov). Obtained #4 2006 Draft Pick (Tyler Miller) from Vancouver for Sean Brown. Obtained Jason Wiemer from Calgary for #4 2006 Draft Pick (Hugo Carpentier).
- 4/04/06 Signed Andy Greene as a free agent.
- 4/12/06 Signed Stephen Gionta as a free agent.
- 6/24/06 Obtained Carolina's #1 (Matthew Corrente), Vancouver's #3 (Vladimir Zharkov) 2006 Draft Picks from St. Louis for #1 2006 Draft Pick (Patrik Berglund).
- 7/10/06 Signed Mike Rupp from Columbus as a free agent.
- 7/13/06 Signed Jordan Parise as a free agent.
- 7/17/06 Signed Tomas Harant, Mike Mottau, Johnny Oduya, Rod Pelley as free agents.
- 8/02/06 Signed Olli Malmivaara as a free agent.
- 8/10/06 Signed Justin Papineau from NY Islanders as a free agent.
- 10/01/06 Obtained Jim Fahey, Alexander Korolyuk from San Jose for Vladimir Malakhov, #1 2007 Draft Pick (later traded to St. Louis-David Perron).
- 10/04/06 Signed Dan LaCouture from Boston as a free agent.
- 10/19/06 Signed Scott Lachance as a free agent.
- 11/02/06 Signed Jim Dowd from Colorado as a free agent.
- 2007**
- 2/27/07 Obtained #3 2007 Draft Pick (Nick Palmieri) from Calgary for David Hale, #5 2007 Draft Pick (later traded to Buffalo-Jean-Simon Allard).
- 3/01/07 Obtained #7 2008 Draft Pick (Jean-Sebastien Berube) from Minnesota for Aaron Voros.
- 6/13/07 Signed Jari Viuhkola as a free agent.
- 7/03/07 Signed Dainius Zubrus from Buffalo, Karel Rachunek from NY Rangers as free agents.
- 7/05/07 Signed Kevin Weekes from NY Rangers as a free agent.
- 7/10/07 Signed Vitaly Vishnevski from Nashville as a free agent.
- 7/16/07 Signed Noah Clarke from Los Angeles, Ian Moran from Anaheim, Jean-Luc Grand-Pierre as free agents.
- 8/07/07 Signed Arron Asham from NY Islanders as a free agent.
- 10/02/07 Obtained Sheldon Brookbank from Columbus on waivers.
- 12/19/07 Signed Brad Snetsinger as a free agent.
- 2008**
- 2/26/08 Obtained Bryce Salvador from St. Louis for Cam Janssen.
- 4/28/08 Signed Michael Swift as a free agent.
- 5/30/08 Signed Anssi Salmela as a free agent.

- 6/20/08** Obtained #1 (later traded to Minnesota-Tyler Cuma), #2 (Patrice Cormier) 2008 Draft Picks from Washington for #1 2008 Draft Pick (Anton Gustafsson). Obtained #1 2008 (Mattias Tedenby), #3 2009 (Alexander Urohm) Draft Picks from Minnesota for Washington's #1 2008 Draft Pick (Tyler Cuma).
- 7/01/08** Signed Bobby Holik from Atlanta, Brian Rolston from Tampa Bay as free agents.
- 7/17/08** Signed Jay Leach from Tampa Bay, Jon DiSalvatore from Phoenix, Chad Wiseman as free agents.
- 7/21/08** Signed Fedor Fedorov as a free agent.
- 7/23/08** Signed Matthew Spiller from NY Islanders as a free agent.
- 9/12/08** Obtained Kevin Cormier from Phoenix for Sean Zimmerman.
- 2009**
- 1/15/09** Signed Brendan Shanahan from NY Rangers as a free agent.
- 2/03/09** Obtained rights to David McIntyre from Anaheim for Sheldon Brookbank.
- 3/02/09** Obtained Niclas Havelid, Myles Stoesz from Atlanta for Anssi Salmela.
- 6/26/09** Obtained #1 2009 Draft Pick (Jacob Josefson) from Calgary for #1 (Tim Erixon), #3 (later traded to Los Angeles-Nicolas Deslauriers) 2009 Draft Picks.
- 6/30/09** Obtained Ben Walter, future considerations from NY Islanders for rights to Tony Romano.
- 7/09/09** Obtained Tim Sestito from Edmonton for conditional 2010 Draft Pick.
- 7/10/09** Signed Yann Danis from NY Islanders as a free agent.
- 7/17/09** Signed Cory Murphy from Tampa Bay as a free agent.
- 7/31/09** Signed Rob Davison from Vancouver as a free agent.
- 9/25/09** Signed Rob Niedermayer from Anaheim, Andrew Peters from Buffalo as free agents.
- 11/06/09** Signed Dean McAmmond as a free agent. Jay Leach (Montreal) claimed from New Jersey via waivers.
- 2010**
- 2/04/10** Obtained Ilya Kovalchuk, Anssi Salmela, #2 2010 Draft Pick (Jonathon Merrill) from Atlanta for Niclas Bergfors, Johnny Oduya, Patrice Cormier, #1 (later traded to Chicago-Kevin Hayes), #2 (later traded to Chicago-Justin Holl) 2010 Draft Picks.
- 2/10/10** Signed Mike McKenna as a free agent.
- 2/25/10** Signed Matt Taormina as a free agent.
- 3/03/10** Obtained Martin Skoula from Toronto for #5 2010 Draft Pick (Sam Carrick).
- 5/19/10** Signed Dan Kelly as a free agent.
- 6/19/10** Obtained Jason Arnott from Nashville for Matt Halischuk, #2 2011 Draft Pick (Magnus Hellberg).
- 7/01/10** Signed Johan Hedberg from Atlanta, Henrik Tallinder from Buffalo, Anton Volchenkov from Ottawa as free agents. Bought out the contracts of Jay Pandolfo and Andrew Peters.
- 7/28/10** Signed Chad Wiseman as a free agent.
- 8/26/10** Signed Stephen Gionta as a free agent.
- 10/12/10** Signed Adam Mair from Buffalo as a free agent.
- 2011**
- 1/07/11** Obtained #3 2011 Draft Pick (Blake Coleman) from Dallas for Jamie Langenbrunner.
- 2/09/11** Obtained Jay Leach, Steven Zalewski from San Jose for Patrick Davis, Michael Swift.
- 2/28/11** Obtained David Steckel, #2 2012 Draft Pick (later traded to Minnesota-Raphael Bussieres) from Washington for Jason Arnott.
- 3/19/11** Signed Joe Sova as a free agent.
- 4/06/11** Signed Mike Sislo as a free agent.
- 4/18/11** Signed Keith Kinkaid as a free agent.
- 6/16/11** Obtained Maxim Noreau from Minnesota for David McIntyre.
- 7/01/11** Signed Matt Anderson as a free agent.
- 7/14/11** Signed Cam Janssen from St. Louis as a free agent. Obtained #5 2012 Draft Pick (Graham Black) from Calgary for Pierre-Luc Letourneau-Leblond.
- 7/15/11** Signed Eric Boulton from Atlanta as a free agent.
- 7/28/11** Obtained Trent Hunter from NY Islanders for Brian Rolston. Signed Stephane Veilleux as a free agent.
- 8/03/11** Bought out the contracts of Trent Hunter and Colin White.
- 8/12/11** Signed Peter Harrold from Los Angeles as a free agent.
- 10/04/11** Obtained #4 2012 Draft Pick (Ben Thomson) from Toronto for David Steckel.
- 10/05/11** Signed Petr Sykora as a free agent.
- 10/26/11** Obtained Ryan Carter from Florida on waivers.
- 12/12/11** Obtained Kurtis Foster, Timo Pielmeier from Anaheim for Mark Fraser, Rod Pelley, #7 2012 Draft Pick (Jacyob Megna).
- 2012**
- 1/20/12** Obtained Alexei Ponikarovsky from Carolina for Joe Sova, #4 2012 Draft Pick (Jaccob Slavin).
- 1/30/12** Signed Steve Bernier as a free agent.
- 2/24/12** Obtained Marek Zidlicky from Minnesota for Kurtis Foster, Nick Palmieri, Stephane Veilleux, Washington's #2 2012 Draft Pick (Raphael Bussieres), #3 2013 Draft Pick (later traded to NY Islanders-Eamon McAdam).
- 6/15/12** Signed Harri Pesonen as a free agent.
- 7/02/12** Bought out the contract of Eric Boulton.
- 7/10/12** Signed Krys Barch from Florida as a free agent.
- 8/09/12** Signed Bobby Butler from Ottawa as a free agent.
- 2013**
- 2/06/13** Obtained Andrei Loktionov from Los Angeles for #5 2013 Draft Pick (later traded to Buffalo-Gustav Possler).
- 2/13/13** Obtained Alexei Ponikarovsky from Winnipeg for #7 2013 Draft Pick (Brenden Kichton), #4 2014 Draft Pick (Nelson Nogueira).
- 3/04/13** Bobby Butler (Nashville) claimed from New Jersey via waivers.
- 3/06/13** Obtained Tom Kostopoulos from Pittsburgh on waivers.
- 3/22/13** Obtained Matt D'Agostini, conditional #7 2015 Draft Pick (later traded to Florida-Ryan Bednard) from St. Louis for #5 2015 Draft Pick (Niko Mikkola).
- 4/03/13** Obtained Steve Sullivan from Phoenix for #7 2014 Draft Pick (Jared Fiegl).
- 5/01/13** Signed Joe Whitney as a free agent.
- 6/30/13** Obtained Cory Schneider from Vancouver for #1 2013 Draft Pick (Bo Horvat). Obtained #2 (Steven Santini), #3 (Ryan Kujawinski) 2013 Draft Picks from Phoenix for #2 2013 Draft Pick (Laurent Dauphin). Obtained #7 2013 Draft Pick (Anthony Brodeur) from Los Angeles for #7 2015 Draft Pick (Chaz Reddekopp).
- 7/05/13** Signed Ryane Clowe from NY Rangers, Rostislav Olesz from Chicago and Michael Ryder from Montreal as free agents. Bought out the contract of Johan Hedberg.

- 7/06/13 Signed Darcy Zajac as a free agent.
 7/07/13 Obtained Riley Boychuk from Buffalo for Henrik Tallinder.
 7/08/13 Signed Rod Pelley as a free agent.
 7/12/13 Signed Raman Hrabarenka as a free agent.
 7/23/13 Signed Jaromir Jagr from Boston as a free agent.
 9/28/13 Obtained Scott Timmins, #6 2014 Draft Pick (J.D. Dudek) from Florida for Krys Barch, St. Louis' #7 2015 Draft Pick (Ryan Bednard).
10/03/13 Alexander Urbom (Washington) claimed from New Jersey via waivers.
2014
 1/08/14 Obtained Alexander Urbom from Washington on waivers.
 3/05/14 Obtained Tuomo Ruutu from Carolina for Andrei Loktionov, conditional #3 2017 Draft Pick.
 7/01/14 Signed Mike Cammalleri from Calgary, Scott Clemmensen from Florida and Martin Havlat from San Jose as free agents. Bought out the contract of Anton Volchenkov.
10/07/14 Signed Jordin Tootoo from Detroit as a free agent.
12/01/14 Signed Scott Gomez as a free agent.
12/18/14 Signed Mark Fraser from Edmonton as a free agent.
2015
 1/14/15 Signed Joseph Blandisi as a free agent.
 2/26/15 Obtained #2 2015 Draft Pick (later traded to NY Rangers-Ryan Gropp), option of Florida's #3 or Minnesota's #3 2016 Draft Pick from Florida for Jaromir Jagr.
 3/02/15 Obtained conditional #3 2016 Draft Pick from Detroit for Marek Zidlicky.
 5/29/15 Signed Sergey Kalinin as a free agent.
 6/15/15 Signed Vojtech Mozik as a free agent.
 6/27/15 Obtained Kyle Palmieri from Anaheim for Florida's #2 2015 Draft Pick (later traded to NY Rangers-Ryan Gropp), option of Florida's #3 or Minnesota's #3 2016 Draft Pick. Obtained Dallas' #2 2015 Draft Pick (Mackenzie Blackwood), #4 2016 Draft Pick from Ottawa for #2 2015 Draft Pick (Gabriel Gagne).
 7/01/15 Signed John Moore from Arizona, Jim O'Brien and Paul Thompson as free agents.
 7/02/15 Signed Yann Danis and Marc-Andre Gagnani as free agents.
 7/30/15 Bought out the contract of Dainius Zubrus.
 9/08/15 Signed Pierre-Luc Letourneau-Leblond from Pittsburgh as a free agent.
 9/10/15 Signed David Schlemko from Calgary as a free agent.
 9/16/15 Signed Jiri Tlustý from Winnipeg as a free agent.
 10/3/15 Signed Lee Stempniak from Winnipeg as a free agent.
 10/6/15 Obtained Brian O'Neill from Los Angeles for conditional #7 2017 Draft Pick.
10/26/15 Obtained Bobby Farnham from Pittsburgh on waivers.
2016
 2/29/16 Obtained David Warsofsky from Pittsburgh on waivers. Obtained Boston's #2 2017 Draft Pick and #4 2016 Draft Pick for Lee Stempniak. Obtained Devante Smith-Pelly from Montreal for Stefan Matteau. Obtained Colorado's #3 2017 Draft Pick for Eric Gelinas.
 5/27/16 Signed Yohann Auvitu as a free agent.
 6/13/16 Obtained Marc Savard from Florida for Graham Black and Paul Thompson.
 6/24/16 Obtained Ottawa's #1 2016 Draft Pick (Michael McLeod) and #3 (Brandon Gignac) 2016 Draft Pick for New Jersey's #1 2016 Draft Pick (Logan Brown).
 6/25/16 Obtained Beau Bennett from Pittsburgh for New Jersey's #3 2016 Draft Pick (Connor Hall).
 6/29/16 Obtained Taylor Hall from Edmonton for Adam Larsson.
 7/1/16 Signed Ben Lovejoy from Pittsburgh, Vernon Fiddler from Dallas, Andrew MacWilliam from Winnipeg and Karl Stollery from Colorado as free agents.
2017
 1/25/17 Obtained Stefan Noesen from Anaheim on waivers.
 2/18/17 Obtained Viktor Loov from Toronto for Sergey Kalinin.
 2/27/17 Signed Kevin Rooney as a free agent.
 3/01/17 Obtained Dalton Prout from Columbus for Kyle Quincey.
 3/01/17 Obtained Shane Harper from Florida for Reece Scarlett.
 3/28/17 Signed Michael Kapla as a free agent.
 4/20/17 Signed Yarsolav Dyblenko as a free agent.
 6/17/17 Obtained Mirco Mueller, and #143 2017 Draft Pick from San Jose for New Jersey's #49 and #123 2017 Draft Pick.
 7/01/17 Signed Brian Boyle from Toronto as a free agent.
 7/01/17 Signed Brian Gibbons as a free agent.
 7/01/17 Signed Bracken Kearns from NY Islanders as a free agent.
 7/01/17 Signed Brian Strait from Winnipeg as a free agent.
 7/02/17 Obtained Marcus Johansson from Washington for New Jersey's second round pick (acquired from Florida) in 2018 Draft, and third round pick (acquired from Toronto) in 2018 Draft.
 7/25/17 Signed Drew Stafford from Winnipeg as a free agent.
 8/27/17 Signed Will Butcher as a free agent.
 10/01/17 Signed Jimmy Hayes from Boston as a free agent.
 10/28/17 Obtained fifth round pick in 2018 Draft from Arizona for Scott Wedgewood.
 11/30/17 Obtained Sami Vatanen and a conditional third round pick in the 2018 Draft from Anaheim for Adam Henrique and Joseph Blandisi.
 12/14/17 Obtained Michael Latta from Arizona for Ryan Kujawinski.
12/30/17 Obtained Eddie Lack from Calgary for Dalton Prout.
2018
 2/08/18 Obtained Christoph Bertschy and Mario Lucia from Minnesota for Viktor Loov.
 2/22/18 Obtained Michael Grabner from NY Rangers for Yegor Rykov and New Jersey's second round pick in 2018 Draft.
 2/26/18 Obtained Patrick Maroon from Edmonton for J.D. Dudek and a third round pick in 2019 Draft.
 3/24/18 Signed Cam Johnson as a free agent.
 7/1/18 Signed Kurtis Gabriel from Minnesota, Eric Gryba from Edmonton and John Ramage from Nashville as free agents.
 7/25/18 Signed Eric Tangradi from Detroit as a free agent.

- 1... Keith Kinkaid, Johan Hedberg, Kevin Weekes, Jean-Francois Darnhouse, Mike Dunham, Peter Sidorkiewicz, Craig Billington, Sean Burke, Glenn Resch.
- 2... Brendan Smith, Colton White, Eric Gryba, John Moore, Marek Zidlicky, Kurtis Foster, Mark Fraser, Sheldon Brookbank, Vitaly Vishnevski, David Hale, Dan McGillis, Vladimir Malakhov, Sean Brown, Richard Smehek, Mike Commadore, Ken Sutton, Deron Quint, Sheldon Souray, Dave Ellett, Caie Hulse, Vacheslav Fetisov, Joe Cirella.
- 3... **Ken Daneyko**, Dave Hutchison.
- 4... **Scott Stevens**, Myles O'Connor, Sergei Starikov, Eric Weinrich, Jamie Huscroft, Gord Mack, Bob Lormer.
- 5... Connor Carrick, Dalton Prout, Adam Larsson, Colin White, Doug Bodner, Ken Sutton, Ricard Persson, Jaroslav Modry, Myles O'Connor, Eric Weinrich, Tom Kurvers, Timo Blomqvist, Don Dietrich, Alan Hepple, Phil Russell, Carlo Vadnais.
- 6... John Marino, Andy Greene, Mark Fraser, Jim Fahey, Tommy Albain, Dan McGillis, Sean O'Donnell, Mike Commadore, Willie Mitchell, Brad Boudarid, Phil Housley, Craig Wolanin, Rob Palmer, Alan Hepple, Joel Quenneville.
- 7... Dougie Hamilton, Matt Tennyson, Jon Merrill, Mark Fayne, Henrik Tallinder, Paul Martin, Raymond Giroux, Andrei Zyuzin, "Sascha Goc, Willie Mitchell, Vladimir Malakhov, Ken Sutton, Vlastislav Kroupa, Chris McAlpine, Alexander Sjugobov, Jack O'Callahan, Peter McNab, Alan Hepple, Murray Brumwell, Jeff Larmer, Randy Pierce.
- 8... Will Butcher, Beau Bennett, David Schlemko, Dainius Zubrus, Sheldon Brookbank, Alex Brooks, Ken Klee, Sean Brown, Igor Larionov, Steve Guolla, Mike Jefferson, Vadim Sharifjanov, Sasha Lakovic, Pascal Rheaume, Mike Peluso, Troy Mallette, David Maley, Murray Brumwell, Dave Pichette, Garry Howatt, Tapio Levo.
- 9... Taylor Hall, Martin Havlat, "Mike Siso, Joe Whitney, Mattias Tedenby, Jacob Josefson, Harni Pesonen, Bobby Butler, Zach Parise, "Jiri Bicek, Craig Darby, Bruce Gardner, Brendan Morrison, Vadim Sharifjanov, Neal Broten, Bernie Nicholls, Tom Chorske, Kirk Muller, Don Leav.
- 10... Alexander Holtz, J.S. Dea, Jimmy Hayes, "Peter Harold, Mike Siso, Nick Palmieri, Steve Zalewski, Rod Pelley, Patrick Davis, Matt Haischuk, Erik Rasmussen, Oleg Tverdokovskiy, Christian Berglund, Stanislav Gron, Steve Bue, "Denis Pederson, Esa Tikkanen, Corey Millen, Jarrod Skalde, Neil Brady, Al Stewart, Bob Brooke, Aaron Broten, Dave Cameron.
- 11... Andreas Johnsson, Brian Boyle, P.A. Parenteau, Stephen Gionta, Stephane Veilleux, Brad Mills, Adam Mair, Dean Ammond, John Madden, Steve Sullivan, Jocelyn Lemieux, Jim Dowd, Dave Barr, Brendan Shanahan, Rich Chernomaz, Perry Anderson, Gary McAdam, Bobby MacMillan.
- 12... Tyce Thompson, Ben Lovejoy, "Reid Boucher, Tim Sestito, Damien Brunner, "Alexei Ponikarovsky, Matt Anderson, Nick Palmieri, Brian Rolston, Noel Clarke, Nicolas Bergfors, Jim Dowd, Jeff Friesen, Sergei Nemchinov, Bill Guerin, Jason Miller, Jeff Christian, Walt Poddubny, Mark Johnson, Pat Verbeek, Jukka Forvan.
- 13... Nico Hschiher, Michael Cammalleri.
- 14... Nate Bastian, Joe Anderson, Adam Henrique, "Tim Sestito, Stephen Gionta, Patrick Davis, Brian Gionta, Pierre Dandrea, Brian Rolston, Ben Harkinson, Jon Morris, Kevin Todd, Paul Ysebaert, Jim Kom, Al Stewart, Doug Brown, Dan Dorion, Pat Conacher, Rich Chernomaz, John Johansson, Kevin Maxwell, Steve Tambellini.
- 15... John Hayden, Reid Lappin, "Reid Boucher, Tuomo Ruutu, Steve Sullivan, Tim Sestito, Stefan Matteau, Petr Sykora, Jamie Langenbrunner, Andreas Salomonsson, Steve Kelly, Eric Bertrand, John McLean, Brent Ashton.
- 16... Kevin Rooney, Steven Santini, "Jacob Josefson, Matt D'Agostini, Harni Pesonen, Alexander Vasyunov, Nick Palmieri, Matt Haischuk, "Bobby Holik, Dainius Zubrus, Tuomas Pihlman, Jason Weinier, Alexander Sjugobov, Jan Hrdina, Mike Rupp, Laurie Boschman, Sylvain Turgeon, Pat Verbeek, Rick Meagher, Merlin Malinowski.
- 17... Yegor Sharangovich, Wayne Simmonds, Kenny Agostino, Patrick Maroon, Michael Reay, Ilya Kovalchuk, Ben Walter, Ilkka Pikkarainen, Mike Rupp, Darren Langdon, Christian Berglund, Petr Sykora, Tom Chorske, Jason Miller, Patrick Sundstrom, Paul Gagne.
- 18... Ondrej Palat, Drew Stafford, "Steve Bernier, Reid Boucher, Tim Sestito, "Vladimir Zharkov, Alexander Vasyunov, Cory Murphy, Rob Davison, "Niclas Bergfors, Brendan Shanahan, "Sergei Brylin, Peter Zedel, Scott Pellier, David Emma, Jeff Christian, Bill Guerin, "Jamie Huscroft, Kevin Todd, Steve Rooney, Murray Brumwell, Al Stewart, Mel Bridgman, John Wensink.
- 19... Travis Zajac, Jason Ryznar, "Tuomas Pihlman, Barry Tallackson, Krzysztof Oliwa, Raymond Giroux, Jim McKenzie, Denis Pederson, Bob Carpenter, Bernie Nicholls, "Claude Vilgrain, "Neil Brady, Jason Miller, Paul Ysebaert, Claude Loiselle, Rich Preston, Yvon Vautour.
- 20... Michael McLeod, Blake Coleman, Luke Gazdic, Lee Stempniak, Jordin Tootoo, Ryan Carter, Matt Taormina, Jay Pandolfo, Scott Pellier, Danton Cole, Alexander Sernak, Jon Morris, Peter Sundstrom, Anders Carlsson, Tim Higgins, Hector Marini.
- 21... "Katie Palmieri, Scott Gomez, Andrei Loktionov, "Mattias Tedenby, Tim Sestito, Peter Harold, Tyler Eckerford, Rob Niedermayer, Barry Tallackson, Brad Lukowich, "Pascal Rheaume, Aleksander Sjugobov, Andreas Salomonsson, Randy McKay, Jeff Madill, Jarrod Skalde, Walt Poddubny, Kevin Todd, George McPhee, Steve Richmond, Bob Hoffmeyer, Murray Brumwell.
- 22... Kyle Quincey, Jordin Tootoo, Eric Gelinas, Krys Barch, Eric Bouldon, Alexander Urbom, "Matthew Corrente, Brad Mills, Pierre-Luc Letourneau-Leblond, Petr Vrana, Arron Asham, Rod Pelley, Dan LaCouture, Viktor Kozlov, Craig Darby, Mike Danton, Valeri Kamensky, Pierre Dagenais, Bob Corkum, Ed Ward, "Claude Lemieux, Scott Daniels, Peter Zedel, Patrick Elias, "Janne Ojanen, "Paul Ysebaert, Jon Morris, Doug Sullivan, Rob Palmer, Grant Mulvey.
- 23... Stefan Noesen, Bobby Farnham, Michael Cammalleri, Tim Sestito, David Clarkson, Scott Gomez, Dave Andreychuk, Bruce Driver, Mike Antonovich.
- 24... Colin Miller, Ty Smith, Bryce Salvador, Barry Tallackson, Olli Malmivaara, Richard Matvichuk, Turner Stevenson, Willie Mitchell, Lyle Odelein, Steve Sullivan, Patrik Elias, David Emma, Doug Brown, Greg Adams, Aaron Broten.
- 25... Nolan Foote, Mirco Mueller, Devante-Smith Pelly, Stefan Matteau, Tim Sestito, "Cam Janssen, Rostislav Olesz, Tom Kostopoulos, David Steckel, "Jason Arnett, Andrew Peters, "Pierre-Luc Letourneau-Leblond, Anssi Salmela, Jay Leach, David Hale, Joe Nieuwendyk, Valeri Zelenkov, Troy Crowder, Jim Thomson, Perry Anderson, Dave Lewis, Murray Brumwell, Jeff Larmer.
- 26... **Patrik Elias**, Krzysztof Oliwa, Jason Smith, Peter Stastny, Tommy Albain, Al Stewart, Chris Cichocki, Andy Brickley, Rocky Trotter, Mike Kitchen.
- 27... Mike Mottau, David Clarkson, Barry Tallackson, **Scott Niedermayer**, Perry Anderson, Dave Marcynishyn, Randy Velischek, Kirk Muller, Larry Floyd, Dwight Foster.
- 28... Timo Meier, Damon Severson, Anton Volchenkov, Tim Skoula, Vladimir Zharkov, Tyler Eckerford, Cory Murphy, Nicolas Havelin, Jay Leach, Anssi Salmela, Karel Rachunek, Brian Rafatski, Kevin Dean, Brian Sullivan, Claude Vilgrain, Jim Dowd, Myles O'Connor, Lee Norwood, Bob Sauve, Ulf Hiernery, Gary McAdam, Mike Moher.
- 29... Mackenzie Blackwood, Ryane Clowe, Mark Fayne, "Anssi Salmela, Olivier Magnan, Alexander Urbom, Johnny Oduya, Grant Marshall, Joel Bouchard, "Jose Boumediene, Krzysztof Oliwa, Shawn Chambers, Martin Brodeur, Peter Stastny, Reijo Ruotsalainen, Janne Ojanen, Corey Foster, Troy Crowder, Chris Cichocki, Jan Ludvig.
- 30... **Martin Brodeur**, Chad Erickson, Roland Melanson, Chris Terrier, Alain Chevrier, Ron Low.
- 31... Gilles Senn, Eddie Lack, Scott Wedgewood, Jeff Frazee, "Chris Terrier, Peter Sidorkiewicz, Craig Billington, Shawn MacKenzie.
- 32... Jon Gillies, Dakota Mermis, Michael Kapa, Mark Fraser, Mike Siso, Eric Gelinas, Matt Taormina, Nick Palmieri, Matthew Corrente, Rob Skirac, Sasha Lakovic, Steve Thomas, "Pat Conacher, Jon Morris, Kirk McLean, Bruce Driver, Glenn Merkosky.
- 33... Ryan Graves, Fredrik Claesson, Yohann Avutis, Seth Helgeson, Joe Whitney, Reid Boucher, "Alexander Urbom, Jay Leach, Reid Simpson, Zdeno Ciger, Tim Lenardon, Murray Brumwell, Hannu Kampuni, Lindsay Middlebrook.
- 34... Steven Santini, Raman Hrababanka, Mike Siso, Jon Merrill, Mark Fayne, John Vanbiesbrouck, Bryan Muir, Janne Ojanen, Jim Dowd, Jarrod Skalde, Dan Dorion, Carl Friesen, Kirk McLean, Sam St. Laurent, Gary McAdam.
- 35... Andrew Hammond, Cory Schneider, Keith Kinkaid, Yann Danis, Scott Clemmensen, "Corey Schwab, Richard Shulmistr, Jeff Reese, Chris Terrier, Sam St. Laurent. Ben Street, Nick Lappin, Jim O'Brien.
- 36... Pavel Zacha.
- 37... Nicholas Merkley, Vernon Fiddler, Steven Santini, Marc-Andre Gagnani.
- 38... Kurtis Gabriel, Brian Gibbons, Seth Helgeson.
- 39... Akira Schmid, Josh Jacobs, Michael Grabner, Blake Coleman, Yann Danis, "Scott Clemmensen, Mike McKenna, Mitch Wilton.
- 40... Vitek Vanecek, Michael McLeod.
- 41... Curtis Lazar, Nathan Bastian, John Quenneville.
- 42... Luke Hughes, Brett Sene, Ben Thompson.
- 43... Miles Wood, Eric Gelinas, Stephane Richer.
- 44... Jonathan Bernier, Sami Vatanen, Paul Thompson.
- 45... Karl Stollery, Mike Siso.
- 46... "John Quenneville, Dalton Prout, David Warsosky.
- 47... Tyler Kennedy.
- 48... Fabian Zetterlund, Joey Anderson.
- 49... Nico Daws.
- 50... Brandon Gignac, Sergey Kalinin.
- 51... Vojtech Mozik.
- 52... Ken Appleby.
- 53... Eric Haula, Blake Pietila.
- 54... Kevin Rooney.
- 55... Janne Kuokkanen.
- 63... Jesper Bratt.
- 64... Joseph Blandisi.
- 68... Colton White, Jaromir Jagr.
- 70... Jesper Boqvist, Louis Domingue.
- 73... Tyler Tofofi.
- 74... Egor Yakovlev, Blake Speers.
- 76... P.K. Subban.
- 82... Nikita Okhotiuk.
- 86... Jack Hughes.
- 88... Kevin Bahl, Rocky Trotter, Garry Howatt.
- 89... Alexander Mogilny.
- 90... Tommaso Tatar, Jesper Boqvist, Marcus Johansson.
- 91... Dawson Mercer.
- 92... Tommaso Nosek.
- 93... Doug Gilmour.
- 96... Timo Meier.
- 97... Nikita Gusev.

* Denotes wore number twice. **Bold** denotes retired number. Player must have played in a game, with number, to register.

4 • SCOTT STEVENS

Sweater retired February 3, 2006.

YEAR	TEAM	LEAGUE	REGULAR SEASON					PLAYOFFS				
			GP	G	A	PTS	PIM	GP	G	A	PTS	PIM
1991-92	DEVILS	NHL	68	17	42	59	124	7	2	1	3	29
1992-93	DEVILS	NHL	81	12	45	57	120	5	2	2	4	10
1993-94	DEVILS	NHL	83	18	60	78	112	20	2	9	11	42
1994-95	DEVILS	NHL	48	2	20	22	56	20	1	7	8	24
1995-96	DEVILS	NHL	82	5	23	28	100	-	-	-	-	-
1996-97	DEVILS	NHL	79	5	19	24	70	10	0	4	4	2
1997-98	DEVILS	NHL	80	4	22	26	80	6	1	0	1	8
1998-99	DEVILS	NHL	75	5	22	27	64	7	2	1	3	10
1999-00	DEVILS	NHL	78	8	21	29	103	23	3	8	11	6
2000-01	DEVILS	NHL	81	9	22	31	71	25	1	7	8	37
2001-02	DEVILS	NHL	82	1	16	17	44	6	0	0	0	4
2002-03	DEVILS	NHL	81	4	16	20	41	24	3	6	9	14
2003-04	DEVILS	NHL	38	3	9	12	22	-	-	-	-	-
DEVILS TOTALS			956	93	337	430	1007	153	17	45	62	186
NHL TOTALS			1635	196	712	908	2785	233	26	92	118	402

NHL All-Rookie Team (1983) • NHL First All-Star Team (1988, 1994) • NHL Second All-Star Team (1992, 1997, 2001)
 Won Alka-Seltzer Plus Award (1994) • Played in NHL All-Star Game (1985, 1989, 1991 to 1994, 1996 to 2001, 2003)
 Won Conn Smythe Trophy (MVP in Stanley Cup Playoffs) (2000) • Inducted into Hockey Hall of Fame (2007)

Signed as a free agent by St. Louis, July 12, 1990. Acquired by DEVILS from St. Louis as compensation for Brendan Shanahan, September 3, 1991.

3 • KEN DANAYKO

Sweater retired March 24, 2006.

YEAR	TEAM	LEAGUE	REGULAR SEASON					PLAYOFFS				
			GP	G	A	PTS	PIM	GP	G	A	PTS	PIM
1983-84	DEVILS	NHL	11	1	4	5	17	-	-	-	-	-
1984-85	DEVILS	NHL	1	0	0	0	10	-	-	-	-	-
1985-86	DEVILS	NHL	44	0	10	10	100	-	-	-	-	-
1986-87	DEVILS	NHL	79	2	12	14	183	-	-	-	-	-
1987-88	DEVILS	NHL	80	5	7	12	239	20	1	6	7	83
1988-89	DEVILS	NHL	80	5	5	10	283	-	-	-	-	-
1989-90	DEVILS	NHL	74	6	15	21	219	6	2	0	2	21
1990-91	DEVILS	NHL	80	4	16	20	249	7	0	1	1	10
1991-92	DEVILS	NHL	80	1	7	8	170	7	0	3	3	16
1992-93	DEVILS	NHL	84	2	11	13	236	5	0	0	0	8
1993-94	DEVILS	NHL	78	1	9	10	176	20	0	1	1	45
1994-95	DEVILS	NHL	25	1	2	3	54	20	1	0	1	22
1995-96	DEVILS	NHL	80	2	4	6	115	-	-	-	-	-
1996-97	DEVILS	NHL	77	2	7	9	70	10	0	0	0	28
1997-98	DEVILS	NHL	37	0	1	1	57	6	0	1	1	10
1998-99	DEVILS	NHL	82	2	9	11	63	7	0	0	0	8
1999-00	DEVILS	NHL	78	0	6	6	98	23	1	2	3	14
2000-01	DEVILS	NHL	77	0	4	4	87	25	0	3	3	21
2001-02	DEVILS	NHL	67	0	6	6	60	6	0	0	0	8
2002-03	DEVILS	NHL	69	2	7	9	33	13	0	0	0	2
DEVILS TOTALS			1283	36	142	178	2519	175	5	17	22	296
NHL TOTALS			1283	36	142	178	2519	175	5	17	22	296

Won Bill Masterton Trophy (Perseverance, Sportsmanship and Dedication to Hockey) (2000)



27 • SCOTT NIEDERMAYER

Sweater retired December 16, 2011.

YEAR	TEAM	LEAGUE	REGULAR SEASON						PLAYOFFS					
			GP	G	A	PTS	PIM		GP	G	A	PTS	PIM	
1991-92	DEVILS	NHL	4	0	1	1	2		-	-	-	-	-	
1992-93	DEVILS	NHL	80	11	29	40	47		5	0	3	3	2	
1993-94	DEVILS	NHL	81	10	36	46	42		20	2	2	4	8	
1994-95	DEVILS	NHL	48	4	15	19	18		20	4	7	11	10	
1995-96	DEVILS	NHL	79	8	25	33	46		-	-	-	-	-	
1996-97	DEVILS	NHL	81	5	30	35	64		10	2	4	6	6	
1997-98	DEVILS	NHL	81	14	43	57	27		6	0	2	2	4	
1998-99	DEVILS	NHL	72	11	35	46	26		7	1	3	4	18	
1999-00	DEVILS	NHL	71	7	31	38	48		22	5	2	7	10	
2000-01	DEVILS	NHL	57	6	29	35	22		21	0	6	6	14	
2001-02	DEVILS	NHL	76	11	22	33	30		6	0	2	2	6	
2002-03	DEVILS	NHL	81	11	28	39	62		24	2	16	18	16	
2003-04	DEVILS	NHL	81	14	40	54	44		5	1	0	1	6	
DEVILS TOTALS			892	112	364	476	478		146	17	47	64	100	
NHL TOTALS			1263	172	568	740	784		202	25	73	98	155	

WHL West First All-Star Team (1991, 1992) • CHL Scholastic Player of the Year (1991) • Played in NHL All-Star Game (1991) • WJC-A All-Star Team (1992) • CHL First All-Star Team (1992) • Won Stafford Smythe Memorial Trophy (Memorial Cup Tournament MVP) (1992) • Memorial Cup All-Star Team (1992) • NHL/Upper Deck All-Rookie Team (1993) • NHL Second All-Star Team (1998) • Played in NHL All-Star Game (1998, 2001, 2004, 2008, 2009) • Won James Norris Memorial Trophy (Top NHL Defenseman) (2004) • NHL First All-Star Team (2004, 2006, 2007) • Won Conn Smythe Trophy (MVP in Stanley Cup Playoffs) (2007) • Inducted into Hockey Hall of Fame (2013)

Signed as a free agent by Anaheim, August 4, 2005.

30 • MARTIN BRODEUR

Sweater retired February 9, 2016.

YEAR	TEAM	LEAGUE	REGULAR SEASON							PLAYOFFS					
			GP	AVG	W	L	O/T	SO		GP	AVG	W	L	SO	
1991-92	DEVILS	NHL	4	3.35	2	1	0	0		1	5.63	0	1	0	
1993-94	DEVILS	NHL	47	2.40	27	11	8	3		17	1.95	8	9	1	
1994-95	DEVILS	NHL	40	2.45	19	11	6	3		20	1.67	16	4	3	
1995-96	DEVILS	NHL	77	2.34	34	30	12	6		-	-	-	-	-	
1996-97	DEVILS	NHL	67	1.88	37	14	13	10		10	1.73	5	5	2	
1997-98	DEVILS	NHL	70	1.89	43	17	8	10		6	1.97	2	4	0	
1998-99	DEVILS	NHL	70	2.29	39	21	10	4		7	2.82	3	4	0	
1999-00	DEVILS	NHL	72	2.24	43	20	8	6		23	1.61	16	7	2	
2000-01	DEVILS	NHL	72	2.32	42	17	11	9		25	2.07	15	10	4	
2001-02	DEVILS	NHL	73	2.15	38	26	9	4		6	1.42	2	4	1	
2002-03	DEVILS	NHL	73	2.02	41	23	9	9		24	1.65	16	8	7	
2003-04	DEVILS	NHL	75	2.03	38	26	11	11		5	2.62	1	4	0	
2005-06	DEVILS	NHL	73	2.57	43	23	7	5		9	2.25	5	4	1	
2006-07	DEVILS	NHL	78	2.18	48	23	7	12		11	2.44	5	6	1	
2007-08	DEVILS	NHL	77	2.17	44	27	6	4		5	3.19	1	4	0	
2008-09	DEVILS	NHL	31	2.41	19	9	3	5		7	2.39	3	4	1	
2009-10	DEVILS	NHL	77	2.24	45	25	6	9		5	3.01	1	4	0	
2010-11	DEVILS	NHL	56	2.45	23	26	3	6		-	-	-	-	-	
2011-12	DEVILS	NHL	59	2.41	31	21	4	3		24	2.12	14	9	1	
2012-13	DEVILS	NHL	29	2.22	13	9	7	2		-	-	-	-	-	
2013-14	DEVILS	NHL	39	2.51	19	14	6	3		-	-	-	-	-	
DEVILS TOTALS			1259	2.24	688	394	154	124		205	2.02	113	91	24	
NHL TOTALS			1266	2.24	691	397	154	125		205	2.02	113	91	24	

QMJHL All-Rookie Team (1990) • QMJHL Second All-Star Team (1992) • Won Calder Memorial Trophy (Top NHL Rookie) (1994) • NHL/Upper Deck All-Rookie Team (1994) • Won William M. Jennings Trophy (Fewest Team Goals Allowed) (1997, 1998, 2003, 2004, 2010) • NHL Second All-Star Team (1997, 1998, 2006, 2008) • Played in NHL All-Star Game (1996 to 2001, 2003, 2004, 2007) • Won Vezina Trophy (Top NHL Goaltender) (2003, 2004, 2007, 2008) • NHL First All-Star Team (2003, 2004, 2007) • World Cup All-Tournament Team (2004)



26 • PATRIK ELIAS

Sweater retired February 24, 2018.

YEAR	TEAM	LEAGUE	REGULAR SEASON					PLAYOFFS				
			GP	G	A	PTS	PIM	GP	G	A	PTS	PIM
1995-96	DEVILS	NHL	1	0	0	0	0	-	-	-	-	-
1996-97	DEVILS	NHL	17	2	3	5	2	8	2	3	5	4
1997-98	DEVILS	NHL	74	18	19	37	28	4	0	1	1	0
1998-99	DEVILS	NHL	74	17	33	50	34	7	0	5	5	6
1999-00	DEVILS	NHL	72	35	37	72	58	23	7	13	20	9
2000-01	DEVILS	NHL	82	40	56	96	51	25	9	14	23	10
2001-02	DEVILS	NHL	75	29	32	61	36	6	2	4	6	6
2002-03	DEVILS	NHL	81	28	29	57	22	24	5	8	13	26
2003-04	DEVILS	NHL	82	38	43	81	44	5	3	2	5	2
2005-06	DEVILS	NHL	38	16	29	45	20	9	6	10	16	4
2006-07	DEVILS	NHL	75	21	48	69	38	10	1	9	10	4
2007-08	DEVILS	NHL	74	20	35	55	38	5	4	2	6	4
2008-09	DEVILS	NHL	77	31	47	78	32	7	1	2	3	2
2009-10	DEVILS	NHL	58	19	29	48	40	5	0	4	4	2
2010-11	DEVILS	NHL	81	21	41	62	16	-	-	-	-	-
2011-12	DEVILS	NHL	81	26	52	78	16	24	5	3	8	10
2012-13	DEVILS	NHL	48	14	22	36	22	-	-	-	-	-
2013-14	DEVILS	NHL	65	18	35	53	30	-	-	-	-	-
2014-15	DEVILS	NHL	69	13	21	34	12	-	-	-	-	-
2015-16	DEVILS	NHL	16	2	6	8	10	-	-	-	-	-
DEVILS TOTALS			1240	408	617	1025	549	162	45	80	125	89
NHL TOTALS			1240	408	617	1025	549	162	45	80	125	89

WJC-A All-Star Team (1994) • Played in AHL All-Star Game (1997) • NHL All-Rookie Team (1998) • Played in NHL All-Star Game (2000, 2002, 2011, 2015) • NHL First All-Star Team (2001) • Co-Winner Bud Light Plus/Minus Award (2001)



Stanley Cup

1994-95	New Jersey Devils
1999-00	New Jersey Devils
2002-03	New Jersey Devils

Prince of Wales Trophy

1994-95	New Jersey Devils
1999-00	New Jersey Devils
2000-01	New Jersey Devils
2002-03	New Jersey Devils
2011-12	New Jersey Devils

Atlantic Division Championship

1996-97	New Jersey Devils
1997-98	New Jersey Devils
1998-99	New Jersey Devils
2000-01	New Jersey Devils
2002-03	New Jersey Devils
2005-06	New Jersey Devils
2006-07	New Jersey Devils
2008-09	New Jersey Devils
2009-10	New Jersey Devils

William M. Jennings Trophy

1996-97	Brodeur, Dunham
1997-98	Martin Brodeur
2002-03	Martin Brodeur
2003-04	Martin Brodeur
2009-10	Martin Brodeur

Conn Smythe Trophy

1994-95	Claude Lemieux
1999-00	Scott Stevens

Hart Memorial Trophy

2017-18	Taylor Hall
---------	-------------

Calder Memorial Trophy

1993-94	Martin Brodeur
1999-00	Scott Gomez

Bill Masterton Memorial Trophy

1999-00	Ken Daneyko
2017-18	Brian Boyle

Frank J. Selke Trophy

2000-01	John Madden
---------	-------------

James Norris Memorial Trophy

2003-04	Scott Niedermayer
---------	-------------------

Georges Vezina Trophy

2002-03	Martin Brodeur
2003-04	Martin Brodeur
2006-07	Martin Brodeur
2007-08	Martin Brodeur

Jack Adams Award

1993-94	Jacques Lemaire
---------	-----------------

NHL/Alka-Seltzer Plus Award

1993-94	Scott Stevens
2000-01	Patrik Elias

King Clancy Trophy

2021-22	P.K. Subban
---------	-------------

NHL First All-Star Team

1993-94 (D)	Scott Stevens
2000-01 (LW)	Patrik Elias
2002-03 (G)	Martin Brodeur
2003-04 (G)	Martin Brodeur
2003-04 (D)	Scott Niedermayer
2006-07 (G)	Martin Brodeur
2011-12 (LW)	Ilya Kovalchuk
2017-18 (LW)	Taylor Hall

NHL Second All-Star Team

1991-92 (D)	Scott Stevens
1996-97 (D)	Scott Stevens
1996-97 (G)	Martin Brodeur
1997-98 (G)	Martin Brodeur
1997-98 (D)	Scott Niedermayer
2000-01 (D)	Scott Stevens
2005-06 (G)	Martin Brodeur
2007-08 (G)	Martin Brodeur
2008-09 (LW)	Zach Parise

NHL All-Rookie Team

1990-91 (D)	Eric Weinrich
1991-92 (C)	Kevin Todd
1992-93 (D)	Scott Niedermayer
1993-94 (G)	Martin Brodeur
1995-96 (C)	Petr Sykora
1997-98 (LW)	Patrik Elias
1999-00 (C)	Scott Gomez
1999-00 (D)	Brian Rafalski
2000-01 (D)	Colin White
2011-12 (F)	Adam Henrique
2017-18 (D)	Will Butcher

NHL Player of the Month

10/87	Alain Chevrier
11/97	Martin Brodeur

NHL First Star of the Month

1/09	Jamie Langenbrunner
1/23	Jack Hughes

NHL Second Star of the Month

11/22	Vitek Vanecsek
-------	----------------

NHL Third Star of the Month

2/07	Martin Brodeur
2/11	Johan Hedberg

NHL Offensive Player of the Month

3/04	Scott Gomez
------	-------------

NHL Defensive Player of the Month

1/06	Martin Brodeur
------	----------------

NHL Rookie of the Month

3/88	Sean Burke
1/92	Valeri Zelepukin
1/94	Martin Brodeur
3/94	Martin Brodeur
12/95	Petr Sykora
12/98	Vadlim Sharifjanov
11/99	Scott Gomez
2/00	Brian Rafalski
12/11	Adam Henrique

NHL Player of the Week

3/3-9/86	Kirk Muller
3/24-30/86	Sam St. Laurent
10/27-11/2/86	Aaron Broten
1/25-31/88	Bob Sauve
3/28-4/3/88	Sean Burke
12/5-11/88	John MacLean
3/27-4/2/89	Kirk Muller
12/11-17/89	Patrik Sundstrom
3/26-4/1/90	Viacheslav Fetisov
11/26-12/2/90	John MacLean
10/21-27/92	Chris Terrell
11/18-24/92	Claude Lemieux
12/30/91-1/5/92	Valeri Zelepukin
4/3-9/95	Martin Brodeur
2/10-16/97	Martin Brodeur
10/27-11/2/97	Patrik Elias
2/2-7/98	Martin Brodeur
1/3-9/00	Martin Brodeur
2/26-3/4/01	Patrik Elias
10/15-21/01	Patrik Elias
3/25-31/02	Martin Brodeur
1/13-19/03	Martin Brodeur

NHL Offensive Player of the Week

3/21-28/04	Patrik Elias
4/3-9/06	Scott Gomez

NHL First Star of the Week

12/4-10/06	Martin Brodeur
1/26-2/1/09	Jamie Langenbrunner
2/9-15/09	Zach Parise
2/23-3/1/09	Martin Brodeur
3/8-15/09	Martin Brodeur
12/28/09-1/3/10	Jamie Langenbrunner
2/12-18/18	Nico Hischier

NHL Second Star of the Week

1/29-2/4/07	Jamie Langenbrunner
3/3-9/08	Martin Brodeur
11/23-29/09	Martin Brodeur
2/14-20/11	Johan Hedberg
1/30-2/5/12	Ilya Kovalchuk
3/5-11/12	Ilya Kovalchuk
2/24-3/2/14	Adam Henrique
12/27-1/2/22	Jack Hughes
10/24-30/22	Jesper Bratt
1/2-8/23	Jack Hughes

NHL Third Star of the Week

2/18-24/08	Martin Brodeur
12/15-21/08	Patrik Elias
3/22-28/10	Ilya Kovalchuk
1/17-23/11	Martin Brodeur
2/4-10/13	Martin Brodeur
3/3-9/14	Adam Henrique
11/30-12/6/15	Michael Cammalleri
3/7-13/16	Keith Kinkaid
12/24-12/30/18	Mackenzie Blackwood
2/7-2/13/22	Nico Hischier
10/18-23/22	Mackenzie Blackwood

NHL YoungStars Game MVP

2006-07	Zach Parise
---------	-------------

Three-Star Award

1982-83	Glenn Resch
1983-84	Mel Bridgman
1984-85	Doug Sulliman
1985-86	Doug Adams
1986-87	Alain Chevrier
1987-88	Pat Verbeek

Three-Star Award (cont.)

1988-89	Sean Burke
1989-90	John MacLean
1990-91	Chris Terreri
1991-92	Stephane Richer
1992-93	Alexander Semak
1993-94	Martin Brodeur
1994-95	Stephane Richer
1995-96	Martin Brodeur
1996-97	Martin Brodeur
1997-98	Martin Brodeur
1998-99	Petr Sykora
1999-00	Martin Brodeur
2000-01	Patrik Elias
2001-02	Patrik Elias
2002-03	Martin Brodeur
2003-04	Patrik Elias
2005-06	Brian Gionta
2006-07	Martin Brodeur
2007-08	Martin Brodeur
2008-09	Zach Parise
2009-10	Martin Brodeur
2010-11	Ilya Kovalchuk
2011-12	Ilya Kovalchuk
2012-13	Martin Brodeur
2013-14	Martin Brodeur
2014-15	Cory Schneider
2015-16	Cory Schneider
2016-17	Taylor Hall
2017-18	Taylor Hall
2018-19	Taylor Hall

Hugh Delano Unsung Hero

1982-83	Mike Kitchen
1983-84	Ron Low
1984-85	Dave Lewis
1985-86	Rich Preston
1986-87	Ken Daneyko
1987-88	Doug Brown
1988-89	Randy Velischek
1989-90	David Maley
1990-91	Bruce Driver
1991-92	Randy McKay
1992-93	Craig Billington
1993-94	Valeri Zelepukin
1994-95	Tommy Albelin
1995-96	Shawn Chambers
1996-97	Denis Pederson
1997-98	Denis Pederson
1998-99	Jay Pandolfo
1999-00	John Madden
2000-01	Sergei Brylin
2001-02	Sergei Brylin
2002-03	Jay Pandolfo
2003-04	Brian Gionta
2005-06	Jay Pandolfo
2006-07	Jay Pandolfo
2007-08	Jay Pandolfo
2008-09	Scott Clemmensen
2009-10	Andy Greene
2010-11	Travis Zajac
2011-12	Bryce Salvador
2012-13	No Award
2013-14	Andy Greene
2014-19	No Award

Devils' Players' Player

1984-85	Rich Preston
1985-86	Rich Preston
1986-87	Doug Sullivan
1987-88	Kirk Muller
1988-89	Patrik Sundstrom
1989-90	John MacLean
1990-91	Chris Terreri
1991-92	Scott Stevens
1992-93	Scott Stevens
1993-94	Scott Stevens
1994-95	Chris Terreri
1995-96	Steve Thomas
1996-97	Dave Andreychuk
1997-98	Doug Gilmour
1998-99	Sergei Brylin
1999-00	Randy McKay
2000-01	Randy McKay

Devils' Players' Player (cont.)

2001-02	Jim McKenzie
2002-03	Joe Newwendyk
2003-04	Turner Stevenson
2005-06	Jay Pandolfo
2006-07	Jay Pandolfo
2007-08	Jay Pandolfo
2008-09	Jamie Langenbrunner
2009-10	Mike Mottau
2010-11	Johan Hedberg
2011-12	Johan Hedberg
2012-13	No Award
2013-14	Ryan Carter
2014-19	No Award

Dr. John J. McMullen Service**to New Jersey Hockey**

1983-84	Les Dodson
1984-85	Jim Measday
1985-86	Glenn Resch
1986-87	Butch Fortunato
1987-88	Paul McInnis
1988-89	Max McNab
1989-90	Ken Gesner
1990-91	Dick Trimble
1991-92	Dr. John J. McMullen
1992-93	No Award
1993-94	Harvey Cohen
1994-95	Bob Auriemma
1995-96	John Warchol
1996-97	Mike Nardello
1997-98	Vin Godleski
1998-99	Joan, Tony Mariconda
1999-00	Lou Lamoriello
2000-01	Mike Reynolds
2001-02	Nancy Hughes
2002-03	Jim Hunt
2003-04	Donna Guariglia
2004-05	Rev. Michael Kelly
2005-06	Tom Brake
2006-07	Debbie, Jeff Vanderbeek
2007-08	Mike Morreale
2008-09	Bill Fox
2009-10	Bruce Driver
2010-11	Robert Sullo
2011-12	Glenn Hefferan
2012-13	No Award
2013-14	Don Gould
2014-17	No Award
2017-18	James Plunkett, Richard Foster, Dan May
2018-19	Gary Hess

Most Valuable Devil

1984-85	Kirk Muller
1985-86	Greg Adams
1986-87	Kirk Muller
1987-88	Kirk Muller
1988-89	Patrik Sundstrom
1989-90	John MacLean
1990-91	Chris Terreri
1991-92	Claude Lemieux
1992-93	Alexander Semak
1993-94	Scott Stevens
1994-95	Stephane Richer
1995-96	Martin Brodeur
1996-97	Martin Brodeur
1997-98	Martin Brodeur
1998-99	Martin Brodeur
1999-00	Martin Brodeur
2000-01	Brodeur, Elias
2001-02	Martin Brodeur
2002-03	Martin Brodeur
2003-04	Scott Niedermayer
2005-06	Brian Gionta
2006-07	Martin Brodeur
2007-08	Martin Brodeur
2008-09	Zach Parise
2009-10	Zach Parise
2010-11	Patrik Elias
2011-12	Zach Parise
2012-13	No Award
2013-14	Jaromir Jagr
2014-19	No Award

(17-49-14, 48 pts., 5th Place, Patrick Division)

SCORING

Player	GP	G	A	PTS	PIM	+/-	PP	GW	Player	GP	G	A	PTS	PIM	+/-	PP	GW
Aaron Broten	73	16	39	55	28	20-	5	1	Rob Palmer	60	1	10	11	21	6-	0	0
Don Lever	79	23	30	53	68	35-	9	0	Dave Cameron	35	5	4	9	50	8-	1	0
Bob MacMillan	71	19	29	48	8	35-	6	3	John Wensink	42	2	7	9	135	8-	1	0
Tapio Levo	73	7	40	47	22	41-	5	0	Carol Vadnais	51	2	7	9	64	32-	1	0
Jeff Larmer	65	21	24	45	21	6-	5	0	Merlin Malinowski	5	3	2	5	0	1	1	1
Hector Marini	77	17	28	45	105	14-	5	3	Pat Verbeek	6	3	2	5	8	2-	0	0
Steve Tambellini	73	25	18	43	14	27-	6	4	Dave Hutchison	32	1	4	5	102	20-	0	0
Brent Ashton	76	14	19	33	47	23-	4	1	Garry Howatt	38	1	4	5	114	29-	0	0
Rick Meagher	57	15	14	29	11	21-	7	1	Jukka Porvari	8	1	3	4	4	1-	0	0
Paul Gagne	53	14	15	29	13	2-	4	3	Glenn Resch	65	0	3	3	6	-	0	0
Murray Brumwell	59	5	14	19	34	20-	1	0	Larry Floyd	5	1	0	1	2	4-	0	0
Jan Ludvig	51	7	10	17	30	27-	2	0	Joe Cirella	2	0	1	1	4	2-	0	0
Joel Quenneville	74	5	12	17	46	13-	0	0	Mike Moher	9	0	1	1	28	3-	0	0
Mike Antonovich	30	7	7	14	11	7-	2	0	Ron Low	11	0	1	1	0	-	0	0
Glenn Merkosky	34	4	10	14	20	10-	1	0	Randy Pierce	3	0	0	0	0	E	0	0
Bob Lorimer	66	3	10	13	42	20-	0	0	Dwight Foster	4	0	0	0	2	1-	0	0
Mike Kitchen	77	4	8	12	52	25-	0	0	Shawn MacKenzie	6	0	0	0	0	-	0	0
Yvon Vautour	52	4	7	11	136	19-	0	0	Lindsay Middlebrook	9	0	0	0	2	-	0	0

GOALTENDERS

	GP	MIN	GA	EN	SO	AVG	W	L	T	SA	SAV%
Glenn Resch	65	3650	242	2	0	3.98	15	35	12	1928	87.4
Ron Low	11	608	41	1	0	4.05	2	7	1	345	88.1
Lindsay Middlebrook	9	412	37	0	0	5.39	0	6	1	211	82.5
Shawn MacKenzie	6	130	15	0	0	6.92	0	1	0	71	78.9

RESULTS

GM#	Date	Opponent	Score	GF-GA	Record	GM#	Date	Opponent	Score	GF-GA	Record
1	10/5	Pittsburgh	3-3	3-3	0-0-1	41	1/5	Toronto	4-4	113-178	8-25-8
2	10/8	NY Rangers	3-2	6-5	1-0-1	42	1/7	Boston	2-2	115-180	8-25-9
3	10/9	@ Toronto	5-5	11-10	1-0-2	43	1/9	@ NY Rangers	3-4	118-184	8-26-9
4	10/12	Boston	2-2	13-12	1-0-3	44	1/10	Quebec	6-2	124-186	9-26-9
5	10/14	Montreal	3-5	16-17	1-1-3	45	1/13	NY Islanders	2-5	126-191	9-27-9
6	10/16	@ Pittsburgh	6-5	22-22	2-1-3	46	1/15	@ Hartford	1-2	127-193	9-28-9
7	10/18	Philadelphia	3-1	25-23	3-1-3	47	1/16	Los Angeles	5-3	132-196	10-28-9
8	10/20	@ Los Angeles	4-7	29-30	3-2-3	48	1/19	@ Pittsburgh	1-1	133-197	10-28-10
9	10/22	@ Winnipeg	1-3	30-33	3-3-3	49	1/20	St. Louis	3-3	136-200	10-28-11
10	10/26	Minnesota	3-5	33-38	3-4-3	50	1/23	@ Washington	1-3	137-203	10-29-11
11	10/28	NY Islanders	2-4	35-42	3-5-3	51	1/25	@ Philadelphia	1-5	138-208	10-30-11
12	10/30	@ NY Islanders	5-8	40-50	3-6-3	52	1/29	@ Quebec	4-6	142-214	10-31-11
13	11/1	Calgary	3-6	43-56	3-7-3	53	1/31	Pittsburgh	3-2	145-216	11-31-11
14	11/2	@ Montreal	4-5	47-61	3-8-3	54	2/3	NY Islanders	2-7	147-223	11-32-11
15	11/4	Pittsburgh	4-4	51-65	3-8-4	55	2/5	@ Washington	4-5	151-228	11-33-11
16	11/6	@ Detroit	1-1	52-66	3-8-5	56	2/6	Vancouver	4-4	155-232	11-33-12
17	11/8	Washington	2-2	54-68	3-8-6	57	2/9	@ Chicago	4-5	159-237	11-34-12
18	11/10	@ Washington	0-3	54-71	3-9-6	58	2/12	@ St. Louis	1-5	160-242	11-35-12
19	11/11	Edmonton	1-5	55-76	3-10-6	59	2/15	Minnesota	2-3	162-245	11-36-12
20	11/13	@ Quebec	2-7	57-83	3-11-6	60	2/20	@ Philadelphia	0-3	162-248	11-37-12
21	11/16	@ St. Louis	2-7	59-90	3-12-6	61	2/21	Buffalo	4-4	166-252	11-37-13
22	11/17	@ Chicago	3-5	62-95	3-13-6	62	2/24	Detroit	4-1	170-253	12-37-13
23	11/20	@ Minnesota	1-5	63-100	3-14-6	63	2/26	@ Pittsburgh	4-5	174-258	12-38-13
24	11/24	@ Los Angeles	0-3	63-103	3-15-6	64	2/27	@ Buffalo	2-6	176-264	12-39-13
25	11/26	@ Vancouver	4-4	67-107	3-15-7	65	3/1	Edmonton	3-4	179-268	12-40-13
26	11/27	@ Calgary	4-3	71-110	4-15-7	66	3/3	Philadelphia	1-4	180-272	12-41-13
27	11/29	Chicago	1-3	72-113	4-16-7	67	3/5	@ NY Islanders	1-5	181-277	12-42-13
28	12/1	Toronto	7-3	79-116	5-16-7	68	3/6	@ NY Rangers	6-4	187-281	13-42-13
29	12/3	Hartford	5-4	84-120	6-16-7	69	3/8	Washington	4-5	191-286	13-43-13
30	12/4	@ Detroit	2-6	86-126	6-17-7	70	3/10	Hartford	0-3	191-289	13-44-13
31	12/6	Winnipeg	3-5	89-131	6-18-7	71	3/12	@ Montreal	7-3	198-292	14-44-13
32	12/9	Washington	4-6	93-137	6-19-7	72	3/14	Calgary	0-7	198-299	14-45-13
33	12/11	@ NY Islanders	1-7	94-144	6-20-7	73	3/17	NY Islanders	5-9	203-308	14-46-13
34	12/12	@ NY Rangers	0-4	94-148	6-21-7	74	3/21	NY Rangers	4-2	207-310	15-46-13
35	12/17	@ Edmonton	4-10	98-158	6-22-7	75	3/24	@ Washington	3-5	210-315	15-47-13
36	12/19	@ Winnipeg	3-2	101-160	7-22-7	76	3/25	Philadelphia	6-5	216-320	16-47-13
37	12/22	Philadelphia	1-3	102-163	7-23-7	77	3/27	@ Philadelphia	1-4	217-324	16-48-13
38	12/26	@ Boston	2-5	104-168	7-24-7	78	3/31	Buffalo	5-8	222-332	16-49-13
39	12/30	NY Rangers	2-5	106-173	7-25-7	79	4/1	@ NY Rangers	3-3	225-335	16-49-14
40	1/2	Vancouver	3-1	109-174	8-25-7	80	4/3	@ Pittsburgh	5-3	230-338	17-49-14

(17-56-7, 41 pts., 5th Place, Patrick Division)

SCORING

Player	GP	G	A	PTS	PIM	+/-	PP	GW	Player	GP	G	A	PTS	PIM	+/-	PP	GW
Mel Bridgman	79	23	38	61	121	27-	9	0	Dave Lewis	66	2	5	7	63	19-	0	0
Jan Ludvig	74	22	32	54	70	18-	7	2	Ken Daneyko	11	1	4	5	17	1-	0	0
Pat Verbeek	79	20	27	47	158	19-	5	2	Mike Kitchen	43	1	4	5	24	15-	0	0
Joe Cirella	79	11	33	44	137	43-	6	0	Rob Palmer	38	0	5	5	10	10-	0	0
Bob MacMillan	71	17	23	40	23	21-	2	2	Hector Marini	32	2	2	4	47	2-	0	0
Aaron Broten	80	13	23	36	36	28-	3	1	Larry Floyd	7	1	3	4	7	4-	0	0
Don Lever	70	14	19	33	44	21-	3	2	Rich Chernomaz	7	2	1	3	2	3-	0	0
Paul Gagne	66	14	18	32	33	22-	3	1	Grant Mulvey	12	1	2	3	19	5-	0	0
Phil Russell	76	9	22	31	96	27-	0	0	Kevin Maxwell	14	0	3	3	2	9-	0	0
Tim Higgins	37	18	10	28	27	4-	3	3	Rocky Trotter	5	1	1	2	0	1-	0	0
Rick Meagher	52	14	14	28	16	9-	2	2	Bruce Driver	4	0	2	2	0	2-	0	0
Dave Cameron	67	9	12	21	85	11-	2	0	Glenn Resch	51	0	2	2	12	-	0	0
Murray Brumwell	42	7	13	20	14	5-	5	0	Glen Merkosky	5	1	0	1	0	E	0	0
Jeff Larmer	40	6	13	19	8	17-	0	0	John MacLean	23	1	0	1	10	7-	0	0
Bob Hoffmeyer	58	4	12	16	61	20-	0	0	Alan Hepple	1	0	0	0	7	1-	0	0
Rick McAdam	38	9	6	15	15	7-	0	1	John Johansson	5	0	0	0	0	2-	0	0
Bob Lorimer	72	2	10	12	62	28-	1	0	Garry Howatt	6	0	0	0	14	1-	0	0
Mike Antonovich	38	3	5	8	16	15-	0	1	Ron Low	44	0	0	0	4	-	0	0
Yvon Vautour	42	3	4	7	78	18-	0	1									

GOALTENDERS

	GP	MIN	GA	EN	SO	AVG	W	L	T	SA	SAV%
Glenn Resch	51	2641	184	4	1	4.18	9	31	3	1426	.871
Ron Low	44	2218	161	1	0	4.36	8	25	4	1133	.858

RESULTS

GM#	Date	Opponent	Score	GF-GA	Record	GM#	Date	Opponent	Score	GF-GA	Record
1	10/5	@ NY Rangers	2-6	2-6	0-1-0	41	1/7	@ Pittsburgh	7-4	118-185	9-30-2
2	10/7	NY Rangers	1-3	3-9	0-2-0	42	1/10	@ NY Islanders	2-4	120-189	9-31-2
3	10/8	@ Detroit	6-3	9-12	1-2-0	43	1/12	Quebec	1-4	121-193	9-32-2
4	10/14	Quebec	4-6	13-18	1-3-0	44	1/14	@ Montreal	3-1	124-194	10-32-2
5	10/16	Toronto	1-4	14-22	1-4-0	45	1/15	Edmonton	4-5	128-199	10-33-2
6	10/19	@ Chicago	3-6	17-28	1-5-0	46	1/17	@ Hartford	3-3*	131-202	10-33-3
7	10/21	@ Vancouver	4-5	21-33	1-6-0	47	1/19	@ Philadelphia	0-2	131-204	10-34-3
8	10/22	@ Los Angeles	3-8	24-41	1-7-0	48	1/20	St. Louis	3-4*	134-208	10-35-3
9	10/26	Washington	0-2	24-43	1-8-0	49	1/25	@ Calgary	2-2*	136-210	10-35-4
10	10/29	@ NY Islanders	3-5	27-48	1-9-0	50	1/27	@ Edmonton	3-3*	139-213	10-35-5
11	10/30	Pittsburgh	3-5	30-53	1-10-0	51	1/29	@ Vancouver	2-3	141-216	10-36-5
12	11/2	@ Hartford	4-5	34-58	1-11-0	52	2/2	Washington	0-2	141-218	10-37-5
13	11/4	NY Islanders	1-6	35-64	1-12-0	53	2/4	@ Quebec	5-3	146-221	11-37-5
14	11/6	Chicago	6-3	41-67	2-12-0	54	2/5	Minnesota	1-3	147-224	11-38-5
15	11/8	NY Rangers	1-5	42-72	2-13-0	55	2/7	Montreal	2-5	149-229	11-39-5
16	11/9	@ Toronto	1-2	43-74	2-14-0	56	2/9	@ Buffalo	5-8	154-237	11-40-5
17	11/12	Calgary	3-4*	46-78	2-15-0	57	2/11	@ Pittsburgh	2-3	156-240	11-41-5
18	11/15	@ Minnesota	0-6	46-84	2-16-0	58	2/14	Los Angeles	6-4	162-244	12-41-5
19	11/17	@ Calgary	4-5	50-89	2-17-0	59	2/16	Hartford	6-5*	168-249	13-41-5
20	11/19	@ Edmonton	4-13	54-102	2-18-0	60	2/18	@ Philadelphia	3-4	171-253	13-42-5
21	11/23	@ Pittsburgh	1-4	55-106	2-19-0	61	2/19	NY Islanders	4-5*	175-258	13-43-5
22	11/26	@ Boston	2-6	57-112	2-20-0	62	2/22	Winnipeg	5-8	180-266	13-44-5
23	11/29	Chicago	3-2	60-114	3-20-0	63	2/25	@ NY Islanders	1-7	181-273	13-45-5
24	12/1	@ Washington	4-8	64-122	3-21-0	64	2/28	NY Rangers	3-3*	184-276	13-45-6
25	12/2	Washington	2-2*	66-124	3-21-1	65	3/2	Vancouver	4-2	188-278	14-45-6
26	12/4	Detroit	6-0	72-124	4-21-1	66	3/4	Los Angeles	5-3	193-281	15-45-6
27	12/7	Winnipeg	6-3	78-127	5-21-1	67	3/6	Pittsburgh	6-5	199-286	16-45-6
28	12/10	Philadelphia	2-8	80-135	5-22-1	68	3/7	@ Toronto	4-8	203-294	16-46-6
29	12/12	@ NY Rangers	7-3	87-138	6-22-1	69	3/10	@ St. Louis	5-6*	208-300	16-47-6
30	12/14	@ Buffalo	3-3*	90-141	6-22-2	70	3/13	NY Islanders	1-5	209-305	16-48-6
31	12/16	@ Winnipeg	1-4	91-145	6-23-2	71	3/14	@ Washington	3-3*	212-308	16-48-7
32	12/17	@ Minnesota	2-0	93-145	7-23-2	72	3/17	@ Boston	5-3	217-311	17-48-7
33	12/20	Montreal	0-6	93-151	7-24-2	73	3/19	Philadelphia	3-4	220-315	17-49-7
34	12/22	@ Philadelphia	0-5	93-156	7-25-2	74	3/20	@ NY Islanders	2-5	222-320	17-50-7
35	12/23	Pittsburgh	5-6*	98-162	7-26-2	75	3/22	NY Rangers	3-5	225-325	17-51-7
36	12/27	St. Louis	4-5*	102-167	7-27-2	76	3/24	Buffalo	0-6	225-331	17-52-7
37	12/29	Detroit	1-6	103-173	7-28-2	77	3/25	@ Philadelphia	1-4	226-335	17-53-7
38	12/31	Washington	2-3	105-176	7-29-2	78	3/28	@ Washington	2-6	228-341	17-54-7
39	1/4	@ NY Rangers	3-4*	108-180	7-30-2	79	3/30	Philadelphia	2-6	230-347	17-55-7
40	1/6	Pittsburgh	3-1	111-181	8-30-2	80	4/1	Boston	1-3	231-350	17-56-7

*Denotes overtime

(22-48-10, 54 pts., 5th Place, Patrick Division)

SCORING

Player	GP	G	A	PTS	PIM	+/-	PP	GW											
Mel Bridgman	80	22	39	61	105	16-	5	3	Greg Adams	36	12	9	21	14	14-	5	0		
Aaron Broten	80	22	35	57	38	18-	10	2	Phil Russell	66	4	16	20	110	14-	0	0		
Dave Pichette	71	17	40	57	41	21-	8	2	Don Lever	67	10	8	18	31	29-	0	1		
Kirk Muller	80	17	37	54	69	31-	9	0	Dave Lewis	74	3	9	12	78	30-	0	2		
Tim Higgins	71	19	29	48	30	10-	5	2	Bob Lorimer	46	2	7	9	35	6	0	0		
Paul Gagne	79	24	19	43	28	11-	3	1	Rocky Trottier	33	5	3	8	2	3-	0	0		
Doug Sullivan	57	22	16	38	4	11-	6	1	Bob Hoffmeyer	37	1	6	7	65	15-	0	0		
Pat Verbeek	78	15	18	33	162	24-	5	1	Gary McAdam	4	1	1	2	0	E	0	0		
John MacLean	61	13	20	33	44	12-	1	4	Rich Chernomaz	3	0	2	2	2	2	0	0		
Bruce Driver	67	9	23	32	36	22-	3	0	Mitch Wilson	9	0	2	2	21	1	0	0		
Jan Ludvig	74	12	19	31	53	19-	3	1	Hannu Kamppuri	13	0	1	1	2	-	0	0		
Rick Meagher	71	11	20	31	22	13-	1	1	Ken Daneyko	1	0	0	0	10	1-	0	0		
Uli Hiemer	53	5	24	29	70	13-	3	0	Alan Hepple	1	0	0	0	0	2-	0	0		
Rich Preston	75	12	15	27	26	24-	1	1	Ron Low	26	0	0	0	21	-	0	0		
Joe Cirella	66	6	18	24	141	44-	2	0	Glenn Resch	51	0	0	0	6	-	0	0		

Player	GP	G	A	PTS	PIM	+/-	PP	GW
--------	----	---	---	-----	-----	-----	----	----

GOALTENDERS

	GP	MIN	GA	EN	SO	AVG	W	L	T	SA	SAV%
Ron Low	26	1327	85	1	1	3.84	6	11	4	628	.864
Glenn Resch	51	2893	200	4	0	4.15	15	27	5	1413	.858
Hannu Kamppuri	13	635	54	2	0	5.10	1	10	1	351	.845

RESULTS

GM#	Date	Opponent	Score	GF-GA	Record	GM#	Date	Opponent	Score	GF-GA	Record
1	10/12	NY Islanders	7-2	7-2	1-0-0	41	1/12	Washington	5-3	144-170	14-23-4
2	10/13	@ Detroit	1-4	8-6	1-1-0	42	1/14	@ NY Rangers	2-1	146-171	15-23-4
3	10/16	@ NY Islanders	4-6	12-12	1-2-0	43	1/15	Boston	2-3	148-174	15-24-4
4	10/19	Toronto	4-1	16-13	2-2-0	44	1/18	NY Rangers	6-9	154-183	15-25-4
5	10/20	@ St. Louis	3-8	19-21	2-3-0	45	1/19	@ Montreal	4-4*	158-187	15-25-5
6	10/24	@ Pittsburgh	5-2	24-23	3-3-0	46	1/23	@ Calgary	3-6	161-193	15-26-5
7	10/25	NY Rangers	2-11	26-34	3-4-0	47	1/25	@ Edmonton	2-4	163-197	15-27-5
8	10/27	Philadelphia	2-4	28-38	3-5-0	48	1/29	@ Los Angeles	3-6	166-203	15-28-5
9	10/31	Pittsburgh	6-7	34-45	3-6-0	49	1/31	@ Philadelphia	1-3	167-206	15-29-5
10	11/2	Minnesota	2-2*	36-47	3-6-1	50	2/1	NY Islanders	3-2	170-208	16-29-5
11	11/3	@ Washington	4-6	40-53	3-7-1	51	2/3	Detroit	5-5*	175-213	16-29-6
12	11/8	Edmonton	2-3	42-56	3-8-1	52	2/7	Pittsburgh	6-3	181-216	17-29-6
13	11/10	Washington	2-2*	44-58	3-8-2	53	2/9	@ Quebec	2-2*	183-218	17-29-7
14	11/15	@ Boston	3-5	47-63	3-9-2	54	2/14	Hartford	0-4	183-222	17-30-7
15	11/17	@ Montreal	0-5	47-68	3-10-2	55	2/16	@ Toronto	6-3	189-225	18-30-7
16	11/18	@ NY Rangers	6-0	53-68	4-10-2	56	2/17	@ Winnipeg	2-2*	191-227	18-30-8
17	11/21	@ Los Angeles	1-8	54-76	4-11-2	57	2/19	@ Vancouver	5-7	196-234	18-31-8
18	11/23	@ Minnesota	4-5*	58-81	4-12-2	58	2/21	Los Angeles	3-5	199-239	18-32-8
19	11/24	@ Pittsburgh	5-3	63-84	5-12-2	59	2/23	Calgary	1-5	200-244	18-33-8
20	11/27	Minnesota	3-2	66-86	6-12-2	60	2/26	Buffalo	3-4	203-248	18-34-8
21	11/29	@ Philadelphia	2-1	68-87	7-12-2	61	2/27	@ Chicago	3-6	206-254	18-35-8
22	12/1	Chicago	3-5	71-92	7-13-2	62	3/1	Hartford	1-4	207-258	18-36-8
23	12/4	@ Washington	1-4	72-96	7-14-2	63	3/3	Philadelphia	5-2	212-260	19-36-8
24	12/7	Calgary	3-3*	75-99	7-14-3	64	3/5	@ Washington	1-4	213-264	19-37-8
25	12/8	@ Quebec	3-7	78-106	7-15-3	65	3/7	NY Islanders	4-4*	217-268	19-37-9
26	12/11	@ NY Islanders	7-5	85-111	8-15-3	66	3/9	@ Detroit	8-5	225-273	20-37-9
27	12/13	St. Louis	4-4*	89-115	8-15-4	67	3/10	@ Winnipeg	1-7	226-280	20-38-9
28	12/15	Quebec	8-3	97-118	9-15-4	68	3/12	Winnipeg	3-6	229-286	20-39-9
29	12/17	Edmonton	5-2	102-120	10-15-4	69	3/14	Boston	4-7	233-293	20-40-9
30	12/19	@ Pittsburgh	3-2	105-122	11-15-4	70	3/17	@ NY Rangers	3-7	236-300	20-41-9
31	12/20	@ Philadelphia	4-8	109-130	11-16-4	71	3/19	@ Washington	1-4	237-304	20-42-9
32	12/22	NY Rangers	3-5	112-135	11-17-4	72	3/21	Vancouver	2-3	239-307	20-43-9
33	12/26	@ Hartford	3-5	115-140	11-18-4	73	3/23	Philadelphia	3-5	242-312	20-44-9
34	12/27	Toronto	4-1	119-141	12-18-4	74	3/27	@ Pittsburgh	3-4	245-316	20-45-9
35	12/29	Buffalo	1-2	120-143	12-19-4	75	3/28	Washington	3-2	248-318	21-45-9
36	12/31	@ Buffalo	4-6	124-149	12-20-4	76	3/30	Pittsburgh	6-4	254-322	22-45-9
37	1/3	Vancouver	4-6	128-155	12-21-4	77	4/2	@ St. Louis	4-8	258-330	22-46-9
38	1/5	Montreal	5-4	133-159	13-21-4	78	4/3	@ Chicago	0-5	258-335	22-47-9
39	1/6	@ NY Rangers	4-5*	137-164	13-22-4	79	4/6	@ NY Islanders	5-5*	263-340	22-47-10
40	1/10	NY Islanders	2-3	139-167	13-23-4	80	4/7	Philadelphia	1-6	264-346	22-48-10

*Denotes overtime

(28-49-3, 59 pts., 6th Place, Patrick Division)

SCORING

Player	GP	G	A	PTS	PIM	+/-	PP	GW	Player	GP	G	A	PTS	PIM	+/-	PP	GW	
Greg Adams	78	35	42	77	30	8	-10	2	Dave Lewis	69	0	15	15	81	E	0	0	
Kirk Muller	77	25	41	66	45	19	-5	1	Jan Ludvig	42	5	9	14	63	16	-0	0	
Mel Bridgman	78	23	40	63	80	4	-5	1	Ken Daneyko	44	0	10	10	100	1	-0	0	
Mark Johnson	80	21	41	62	16	13	-6	3	Randy Velischek	47	2	7	9	39	20	-0	0	
John MacLean	74	21	36	57	112	3	-1	4	Phil Russell	30	2	3	5	51	17	-0	0	
Pat Verbeek	76	25	28	53	79	24	-4	0	Bob Lorimer	46	2	2	4	52	13	-0	0	
Doug Sullivan	73	21	22	43	20	10	-6	5	Dan Dorion	3	1	1	2	0	1	-0	0	
Peter McNab	71	19	24	43	14	11	-6	0	Pat Conacher	2	0	2	2	2	E	0	0	
Aaron Broten	66	18	25	43	26	2	4	1	Don Dietrich	11	0	2	2	10	8	-0	0	
Rich Preston	76	19	22	41	65	3	3	2	Alain Chevrier	37	0	2	2	0	-	0	0	
Paul Gagne	47	19	19	38	14	15	-4	3	Craig Billington	18	0	1	1	0	-	0	0	
Joe Cirella	66	6	23	29	147	12	-2	0	Murray Brumwell	1	0	0	0	0	1	-0	0	
Tim Higgins	59	9	17	26	47	6	2	1	Alan Hepple	1	0	0	0	0	E	0	0	
Uli Hiemer	50	8	16	24	61	1	-6	1	Kirk McLean	2	0	0	0	0	-	0	0	
Dave Pichette	33	7	12	19	22	11	-4	1	Sam St. Laurent	4	0	0	0	0	-	0	0	
Perry Anderson	51	7	12	19	91	7	-1	1	Al Stewart	4	0	0	0	0	21	1	-0	0
Bruce Driver	40	3	15	18	32	9	1	1	Glenn Resch	31	0	0	0	14	-	0	0	
Craig Wolanin	44	2	16	18	74	7	-0	1										

GOALTENDERS

	GP	MIN	GA	EN	SO	AVG	W	L	T	SA	SAV%
Sam St. Laurent	4	188	13	0	1	4.15	2	1	0	111	.883
Glenn Resch	31	1769	126	4	0	4.27	10	20	0	885	.857
Alain Chevrier	37	1863	143	0	0	4.61	11	19	2	951	.850
Craig Billington	18	901	77	0	0	5.13	4	9	1	482	.840
Kirk McLean	2	111	11	0	0	5.95	1	0	0	59	.814

RESULTS

GM#	Date	Opponent	Score	GF-GA	Record	GM#	Date	Opponent	Score	GF-GA	Record
1	10/10	@ Philadelphia	6-5	6-5	1-0-0	41	1/14	@ Philadelphia	2-3	153-195	14-26-1
2	10/12	Washington	4-1	10-6	2-0-0	42	1/15	@ Detroit	4-3*	157-198	15-26-1
3	10/13	@ NY Rangers	3-2*	13-8	3-0-0	43	1/17	Washington	3-4	160-202	15-27-1
4	10/17	Hartford	3-4*	16-12	3-1-0	44	1/19	Buffalo	3-6	163-208	15-28-1
5	10/19	@ St. Louis	3-4	19-16	3-2-0	45	1/21	@ Vancouver	3-5	166-213	15-29-1
6	10/23	@ NY Rangers	1-5	20-21	3-3-0	46	1/22	@ Calgary	6-6*	172-219	15-29-2
7	10/24	Chicago	4-6	24-27	3-4-0	47	1/24	@ Edmonton	6-7*	178-226	15-30-2
8	10/26	Los Angeles	5-2	29-29	4-4-0	48	1/27	@ Minnesota	2-6	180-232	15-31-2
9	10/29	Boston	4-6	33-35	4-5-0	49	1/29	Pittsburgh	1-4	181-236	15-32-2
10	10/31	Detroit	2-2*	35-37	4-5-1	50	2/1	@ Washington	4-5	185-241	15-33-2
11	11/2	NY Rangers	6-5*	41-42	5-5-1	51	2/2	NY Islanders	2-3*	187-244	15-34-2
12	11/6	Calgary	2-5	43-47	5-6-1	52	2/6	Edmonton	4-6	191-250	15-35-2
13	11/8	Pittsburgh	5-3	48-50	6-6-1	53	2/8	@ Pittsburgh	0-4	191-254	15-36-2
14	11/9	@ NY Islanders	2-3	50-53	6-7-1	54	2/9	@ Hartford	6-3	197-257	16-36-2
15	11/15	@ Winnipeg	3-5	53-58	6-8-1	55	2/13	Montreal	4-3	201-260	17-36-2
16	11/16	@ Calgary	2-7	55-65	6-9-1	56	2/15	@ NY Islanders	5-6	206-266	17-37-2
17	11/19	@ Los Angeles	6-3	61-68	7-9-1	57	2/16	Pittsburgh	5-5*	211-271	17-37-3
18	11/22	@ Vancouver	6-5	67-73	8-9-1	58	2/20	Quebec	4-3*	215-274	18-37-3
19	11/23	@ Edmonton	2-3	69-76	8-10-1	59	2/22	Los Angeles	2-5	217-279	18-38-3
20	11/26	Winnipeg	4-3	73-79	9-10-1	60	2/26	NY Islanders	7-2	224-281	19-38-3
21	11/30	Washington	2-6	75-85	9-11-1	61	3/1	@ Boston	3-8	227-289	19-39-3
22	12/1	@ Boston	2-4	77-89	9-12-1	62	3/2	Winnipeg	6-4	233-293	20-39-3
23	12/4	@ Toronto	7-10	84-99	9-13-1	63	3/4	@ Washington	2-4	235-297	20-40-3
24	12/6	Vancouver	4-1	88-100	10-13-1	64	3/6	Detroit	7-2	242-299	21-40-3
25	12/7	@ Pittsburgh	5-1	93-101	11-13-1	65	3/8	Philadelphia	7-3	249-302	22-40-3
26	12/9	@ Minnesota	6-4	99-105	12-13-1	66	3/9	@ Buffalo	3-4	252-306	22-41-3
27	12/11	NY Rangers	2-4	101-109	12-14-1	67	3/11	NY Rangers	3-6	255-312	22-42-3
28	12/14	@ Quebec	3-9	104-118	12-15-1	68	3/13	Toronto	4-7	259-319	22-43-3
29	12/15	St. Louis	2-3	106-121	12-16-1	69	3/15	@ NY Islanders	1-3	260-322	22-44-3
30	12/17	Philadelphia	7-4	113-125	13-16-1	70	3/16	@ Philadelphia	1-4	261-326	22-45-3
31	12/19	@ Philadelphia	3-6	116-131	13-17-1	71	3/19	Pittsburgh	3-7	264-333	22-46-3
32	12/21	@ Hartford	6-7	122-138	13-18-1	72	3/21	@ Buffalo	6-3	270-336	23-46-3
33	12/22	Minnesota	3-8	125-146	13-19-1	73	3/22	@ Toronto	6-3	276-339	24-46-3
34	12/27	Montreal	3-7	128-153	13-20-1	74	3/25	NY Rangers	4-5	280-344	24-47-3
35	12/28	@ Montreal	3-8	131-161	13-21-1	75	3/27	St. Louis	1-0	281-344	25-47-3
36	1/3	Washington	2-3	133-164	13-22-1	76	3/29	Chicago	3-2	284-346	26-47-3
37	1/4	@ Washington	3-9	136-173	13-23-1	77	3/31	@ NY Rangers	0-9	284-355	26-48-3
38	1/6	@ Pittsburgh	3-4	139-177	13-24-1	78	4/2	Quebec	6-5	290-360	27-48-3
39	1/8	@ Chicago	8-7	147-184	14-24-1	79	4/5	@ NY Islanders	1-7	291-367	27-49-3
40	1/11	Philadelphia	4-8	151-192	14-25-1	80	4/6	NY Islanders	9-7	300-374	28-49-3

*Denotes overtime

(29-45-6, 64 pts., 6th Place, Patrick Division)

SCORING

Player	GP	G	A	PTS	PIM	+/-	PP	GW	Player	GP	G	A	PTS	PIM	+/-	PP	GW
Aaron Broten	80	26	53	79	36	5	6	3	Jan Ludvig	47	7	9	16	96	5-	1	0
Kirk Muller	79	26	50	76	75	7-	10	4	Ken Daneyko	79	2	12	14	183	14-	0	0
John MacLean	80	31	36	67	120	23-	9	4	Rich Chernomaz	25	6	4	10	8	11-	2	0
Pat Verbeek	74	35	24	59	120	23-	17	5	Craig Wolanin	68	4	6	10	109	31-	0	0
Doug Sulliman	78	27	26	53	14	17-	4	4	Gord Mark	36	3	5	8	82	4-	0	0
Mark Johnson	68	25	26	51	22	21-	11	0	Steve Richmond	44	1	7	8	143	12-	0	0
Greg Adams	72	20	27	47	19	16-	6	1	Tim Lenardon	7	1	1	2	0	2-	0	0
Claude Loiselle	75	16	24	40	137	7-	2	3	Tom Blomqvist	20	0	2	2	29	3-	0	0
Mel Bridgman	51	8	31	39	80	8-	1	1	Al Stewart	7	1	0	1	26	4-	0	0
Bruce Driver	74	6	28	34	36	26-	0	0	Doug Brown	4	0	1	1	0	4-	0	0
Joe Cirella	65	9	22	31	111	19-	6	0	Karl Friesen	4	0	1	1	0	-	0	0
Andy Brickley	51	11	12	23	8	15-	1	0	Murray Brumwell	1	0	0	0	2	1	0	0
Peter McNab	46	8	12	20	8	14-	2	2	Kirk McLean	4	0	0	0	0	-	0	0
Uli Hiemer	40	6	14	20	45	6-	2	1	Chris Terrieri	7	0	0	0	0	-	0	0
Anders Carlsson	48	2	18	20	14	11-	0	0	Craig Billington	22	0	0	0	12	-	0	0
Perry Anderson	57	10	9	19	107	13-	2	1	Alain Chevrier	58	0	0	0	17	-	0	0
Randy Velischek	64	2	16	18	52	12-	0	0									

GOALTENDERS

	GP	MIN	GA	EN	SO	AVG	W	L	T	SA	SAV%
Kirk McLean	4	160	10	1	0	3.75	1	1	0	73	.861
Alain Chevrier	58	3153	227	3	0	4.32	24	26	2	1793	.873
Chris Terrieri	7	286	21	1	0	4.41	0	3	1	173	.878
Craig Billington	22	1114	89	0	0	4.79	4	13	2	569	.844
Karl Friesen	4	130	16	0	0	7.38	0	2	1	80	.800

RESULTS

GM#	Date	Opponent	Score	GF-GA	Record	GM#	Date	Opponent	Score	GF-GA	Record
1	10/9	@ NY Rangers	5-3	5-3	1-0-0	41	1/8	Quebec	4-4*	149-189	16-21-4
2	10/11	Boston	5-4	10-7	2-0-0	42	1/10	Vancouver	2-2*	151-191	16-21-5
3	10/15	Vancouver	3-2	13-9	3-0-0	43	1/12	Hartford	7-5	158-196	17-21-5
4	10/17	Toronto	2-3	15-12	3-1-0	44	1/14	@ Chicago	3-1	161-197	18-21-5
5	10/18	@ Pittsburgh	4-8	19-20	3-2-0	45	1/16	Winnipeg	4-5	165-202	18-22-5
6	10/21	@ NY Islanders	3-6	22-26	3-3-0	46	1/18	Washington	1-6	166-208	18-23-5
7	10/23	Los Angeles	5-3	27-29	4-3-0	47	1/20	@ Washington	3-6	169-214	18-24-5
8	10/25	@ Washington	1-2	28-31	4-4-0	48	1/22	Calgary	7-5	176-219	19-24-5
9	10/29	@ Pittsburgh	8-6	36-37	5-4-0	49	1/24	Philadelphia	4-3	180-222	20-24-5
10	10/30	NY Islanders	7-6*	43-43	6-4-0	50	1/26	@ NY Rangers	3-6	183-228	20-25-5
11	11/1	Buffalo	1-3	44-46	6-5-0	51	1/28	@ Los Angeles	2-6	185-234	20-26-5
12	11/4	@ Philadelphia	1-7	45-53	6-6-0	52	1/30	@ Vancouver	4-3	189-237	21-26-5
13	11/6	Philadelphia	5-5*	50-58	6-6-1	53	1/31	@ Calgary	3-5	192-242	21-27-5
14	11/9	@ Winnipeg	1-8	51-66	6-7-1	54	2/7	Philadelphia	3-2	195-244	22-27-5
15	11/12	Detroit	5-3	56-69	7-7-1	55	2/8	Pittsburgh	1-2*	196-242	22-28-5
16	11/14	Pittsburgh	5-4	61-73	8-7-1	56	2/14	@ Detroit	1-5	197-251	22-29-5
17	11/15	@ Boston	5-5*	66-78	8-7-2	57	2/18	Hartford	3-6	200-257	22-30-5
18	11/17	NY Rangers	3-2	69-80	9-7-2	58	2/21	@ Pittsburgh	6-5	206-262	23-30-5
19	11/19	@ Detroit	4-3	73-83	10-7-2	59	2/22	NY Islanders	0-7	206-269	23-31-5
20	11/22	@ Minnesota	2-6	75-89	10-8-2	60	2/25	Edmonton	4-2	210-271	24-31-5
21	11/23	@ Chicago	3-5	78-94	10-9-2	61	2/28	@ Montreal	2-3	212-274	24-32-5
22	11/26	@ St. Louis	5-1	83-95	11-9-2	62	3/1	@ Hartford	5-5*	217-279	24-32-6
23	11/29	@ Los Angeles	6-9	89-104	11-10-2	63	3/3	@ Washington	2-3	219-282	24-33-6
24	12/2	NY Rangers	8-5	97-109	12-10-2	64	3/5	@ Buffalo	4-6	223-288	24-34-6
25	12/4	Minnesota	3-5	100-114	12-11-2	65	3/7	Chicago	3-4	226-292	24-35-6
26	12/6	Buffalo	4-3	104-117	13-11-2	66	3/8	@ Philadelphia	3-7	229-299	24-36-6
27	12/9	@ Washington	2-4	106-121	13-12-2	67	3/11	Philadelphia	4-6	233-305	24-37-6
28	12/11	NY Islanders	4-8	110-129	13-13-2	68	3/13	NY Islanders	4-1	237-306	25-37-6
29	12/13	@ NY Islanders	2-4	112-133	13-14-2	69	3/14	@ NY Islanders	6-7*	243-313	25-38-6
30	12/14	Montreal	4-2	116-135	14-14-2	70	3/17	@ Edmonton	4-7	247-320	25-39-6
31	12/17	Toronto	3-2*	119-137	15-14-2	71	3/18	@ Winnipeg	3-4*	250-324	25-40-6
32	12/19	Washington	6-4	125-141	16-14-2	72	3/21	@ St. Louis	7-6*	257-330	26-40-6
33	12/20	@ Montreal	2-5	127-146	16-15-2	73	3/23	Edmonton	6-7	263-337	26-41-6
34	12/23	@ NY Rangers	5-8	132-154	16-16-2	74	3/25	@ NY Rangers	8-2	271-339	27-41-6
35	12/26	NY Rangers	4-7	136-161	16-17-2	75	3/27	Minnesota	5-2	276-341	28-41-6
36	12/27	@ Quebec	2-2*	138-163	16-17-3	76	3/29	St. Louis	1-4	277-345	28-42-6
37	12/30	Calgary	3-4	141-167	16-18-3	77	3/31	Pittsburgh	5-3	282-348	29-42-6
38	1/2	Boston	2-7	143-174	16-19-3	78	4/2	@ Pittsburgh	2-6	284-354	29-43-6
39	1/3	@ Toronto	2-7	145-181	16-20-3	79	4/4	@ Quebec	4-8	288-362	29-44-6
40	1/6	@ Philadelphia	0-4	145-185	16-21-3	80	4/5	Washington	5-6*	293-368	29-45-6

*Denotes overtime

(38-36-6, 82 pts., 4th Place, Patrick Division)

SCORING

Player	GP	G	A	PTS	PIM	+/-	PP	GW	Player	GP	G	A	PTS	PIM	+/-	PP	GW
Kirk Muller	80	37	57	94	114	19	17	1	Jim Korn	52	8	13	21	140	22-	3	0
Aaron Broten	80	26	57	83	80	20	7	4	Ken Daneyko	80	5	7	12	239	3-	1	0
Pat Verbeek	73	46	31	77	227	29	13	8	Randy Velischek	51	3	9	12	66	13-	0	0
Bruce Driver	74	15	40	55	68	7	7	0	Perry Anderson	60	4	6	10	222	8-	1	0
Patrik Sundstrom	78	15	36	51	42	16-	9	0	Pat Conacher	24	2	5	7	12	8	0	0
John MacLean	76	23	16	39	147	10-	12	4	David Maley	44	4	2	6	65	13-	1	1
Joe Cirella	80	8	31	39	191	15	2	2	George McPhee	5	3	0	3	8	2	0	1
Claude Loiselle	68	17	18	35	121	7	3	2	Gord Mark	19	0	2	2	27	13-	0	0
Tom Kurvers	56	5	29	34	46	6	2	1	Chris Cichocki	5	1	0	1	2	1	0	0
Mark Johnson	54	14	19	33	14	10-	2	3	Anders Carlsson	9	1	0	1	0	5-	0	0
Craig Wolanin	78	6	25	31	170	E	1	3	Murray Brumwell	3	0	1	1	2	E	0	0
Doug Sulliman	59	16	14	30	22	8-	8	0	Sean Burke	13	0	1	1	6	-	0	0
Jack O'Callahan	50	7	19	26	97	3-	4	1	Bob Sauve	34	0	1	1	4	-	0	0
Brendan Shanahan	65	7	19	26	131	20-	2	2	Alain Chevrier	45	0	1	1	8	-	0	0
Doug Brown	70	14	11	25	20	7	1	2	Dan Dorion	1	0	0	0	2	E	0	0
Andy Brickley	45	8	14	22	14	1	2	3	Al Stewart	1	0	0	0	0	2	0	0

GOALTENDERS

	GP	MIN	GA	EN	SO	AVG	W	L	T	SA	SAV%
Sean Burke	13	689	35	0	1	3.05	10	1	0	300	.883
Bob Sauve	34	1804	107	2	0	3.56	10	16	3	823	.870
Alain Chevrier	45	2354	148	4	1	3.77	18	19	3	1117	.867

RESULTS

GM#	Date	Opponent	Score	GF-FA	Record	GM#	Date	Opponent	Score	GF-FA	Record
1	10/9	Pittsburgh	6-3	6-3	1-0-0	41	1/7	Vancouver	3-6	135-147	18-18-5
2	10/10	@Toronto	2-5	8-8	1-1-0	42	1/9	@Minnesota	4-3	139-150	19-18-5
3	10/14	Hartford	3-1	11-9	2-1-0	43	1/10	@Philadelphia	7-5	146-155	20-18-5
4	10/16	Montreal	4-3	15-12	3-1-0	44	1/13	Quebec	3-5	149-160	20-19-5
5	10/17	@Hartford	3-4*	18-16	3-2-0	45	1/15	Toronto	7-3	156-163	21-19-5
6	10/21	@Pittsburgh	5-4	23-20	4-2-0	46	1/16	@NY Islanders	2-4	158-167	21-20-5
7	10/23	NY Islanders	5-3	28-23	5-2-0	47	1/19	@Washington	4-6	162-173	21-21-5
8	10/24	@NY Islanders	1-2	29-25	5-3-0	48	1/21	Detroit	2-3*	164-176	21-22-5
9	10/27	Philadelphia	4-0	33-25	6-3-0	49	1/22	@Buffalo	3-7	167-183	21-23-5
10	10/31	Edmonton	6-5	39-30	7-3-0	50	1/25	Buffalo	2-5	169-188	21-24-5
11	11/3	@NY Islanders	3-6	42-36	7-4-0	51	1/28	Pittsburgh	6-3	175-191	22-24-5
12	11/5	St. Louis	5-3	47-39	8-4-0	52	1/29	Chicago	3-2*	178-193	23-24-5
13	11/7	Washington	4-1	51-40	9-4-0	53	2/1	@Calgary	5-4	183-197	24-24-5
14	11/8	@Philadelphia	3-3*	54-43	9-4-1	54	2/3	@Edmonton	5-8	188-205	24-25-5
15	11/10	@NY Rangers	3-2	57-45	10-4-1	55	2/5	@Vancouver	1-5	189-210	24-26-5
16	11/12	Winnipeg	1-1*	58-46	10-4-2	56	2/7	@Boston	3-6	192-216	24-27-5
17	11/14	Detroit	4-6	62-52	10-5-2	57	2/11	Montreal	4-2	196-218	25-27-5
18	11/18	Philadelphia	4-3	66-55	11-5-2	58	2/12	@Detroit	3-4	199-222	25-28-5
19	11/20	Chicago	5-2	71-57	12-5-2	59	2/14	@Toronto	7-2	206-224	26-28-5
20	11/21	@Montreal	1-2	72-59	12-6-2	60	2/17	Washington	3-4	209-228	26-29-5
21	11/23	@Calgary	2-9	74-68	12-7-2	61	2/19	NY Rangers	6-3	215-231	27-29-5
22	11/25	@Edmonton	8-7*	82-75	13-7-2	62	2/21	Boston	1-4	216-235	27-30-5
23	11/27	@Vancouver	2-4	84-79	13-8-2	63	2/24	Winnipeg	1-3	217-238	27-31-5
24	11/29	@Los Angeles	2-2*	86-81	13-8-3	64	2/26	NY Rangers	1-2	218-240	27-32-5
25	12/3	St. Louis	4-2	90-83	14-8-3	65	2/28	Minnesota	8-6	226-246	28-32-5
26	12/5	@Quebec	2-3	92-86	14-9-3	66	3/1	@Washington	3-5	229-251	28-33-5
27	12/6	@Philadelphia	1-1*	93-87	14-9-4	67	3/2	Washington	1-6	230-257	28-34-5
28	12/9	Los Angeles	2-1	95-88	15-9-4	68	3/5	@Boston	7-6*	237-263	29-34-5
29	12/11	Calgary	1-5	96-93	15-10-4	69	3/6	Philadelphia	4-2	241-265	30-34-5
30	12/12	@NY Islanders	3-5	99-98	15-11-4	70	3/8	@NY Rangers	4-7	245-272	30-35-5
31	12/16	@NY Rangers	3-9	102-107	15-12-4	71	3/12	@Philadelphia	6-5	251-277	31-35-5
32	12/17	Pittsburgh	4-7	106-114	15-13-4	72	3/17	Quebec	3-4	254-281	31-36-5
33	12/19	@Minnesota	3-1	109-115	16-13-4	73	3/20	@Washington	4-2	258-283	32-36-5
34	12/20	@Winnipeg	1-4	110-119	16-14-4	74	3/24	@St. Louis	8-2	266-285	33-36-5
35	12/23	@Pittsburgh	6-2	116-121	17-14-4	75	3/25	@Buffalo	2-2*	268-287	33-36-6
36	12/26	NY Rangers	3-5	119-126	17-15-4	76	3/27	NY Rangers	7-2	275-289	34-36-6
37	12/28	NY Islanders	6-4	125-130	18-15-4	77	3/29	Pittsburgh	4-0	279-289	35-36-6
38	12/30	Washington	3-4	128-134	18-16-4	78	3/31	@Pittsburgh	7-2	286-291	36-36-6
39	1/2	@Hartford	1-1*	129-135	18-16-5	79	4/2	NY Islanders	5-2	291-293	37-36-6
40	1/4	Los Angeles	3-6	132-141	18-17-5	80	4/3	@Chicago	4-3*	295-296	38-36-6

*Denotes overtime

(27-41-12, 66 pts., 5th Place, Patrick Division)

SCORING

Player	GP	G	A	PTS	PIM	+/	PP	GW	Player	GP	G	A	PTS	PIM	+/	PP	GW
John MacLean	74	42	45	87	122	26	14	4	Craig Wolanin	56	3	8	11	69	9	0	0
Kirk Muller	80	31	43	74	119	23	12	4	Ken Daneyko	80	5	5	10	283	22	1	0
Patrik Sundstrom	65	28	41	69	36	22	12	4	Perry Anderson	39	3	6	9	128	5	0	0
Tom Kurvers	74	16	50	66	38	11	5	0	Steve Rooney	25	3	1	4	79	9	0	1
Aaron Broten	80	16	43	59	81	7	4	2	Paul Ysebaert	5	0	4	0	2	0	0	0
Brendan Shanahan	68	22	28	50	115	2	9	0	Sean Burke	62	0	3	3	54	-	0	0
Pat Verbeek	77	26	21	47	189	18	9	1	Jon Morris	4	0	2	2	0	E	0	0
Mark Johnson	40	13	25	38	24	1	4	2	Al Stewart	6	0	2	2	15	2	0	0
Jim Korn	65	15	16	31	212	3	4	3	Jamie Huscroft	15	0	2	2	51	3	0	0
Tommy Albelin	46	7	24	31	40	18	1	1	George McPhee	1	0	1	1	2	1	0	0
Jack O'Callahan	36	5	21	26	51	E	5	0	Chris Cichocki	2	0	1	1	2	E	0	0
Doug Brown	63	15	10	25	15	7	4	2	Janne Ojanen	3	0	1	1	2	1	0	0
Joe Cirella	80	3	19	22	155	14	0	1	Kevin Todd	1	0	0	0	0	1	0	0
Claude Loiselle	74	7	14	21	209	10	0	1	Corey Foster	2	0	0	0	0	2	0	0
Randy Velischek	80	4	14	18	70	2	0	0	Eric Weinrich	2	0	0	0	0	1	0	0
Bruce Driver	27	1	15	16	24	E	1	0	Craig Billington	3	0	0	0	0	-	0	0
Pat Conacher	55	7	5	12	14	7	0	1	Chris Terreri	8	0	0	0	2	-	0	0
Anders Carlsson	47	4	8	12	20	3	0	0	Bob Sauve	15	0	0	0	0	-	0	0
David Maley	68	5	6	11	249	27	0	0									

GOALTENDERS

	GP	MIN	GA	EN	SO	AVG	W	L	T	SA	SAV%
Chris Terreri	8	402	18	1	0	2.69	0	4	2	170	.893
Sean Burke	62	3590	230	7	3	3.84	22	31	9	1823	.873
Bob Sauve	15	721	56	2	0	4.66	4	5	1	333	.831
Craig Billington	3	140	11	0	0	4.71	1	1	0	65	.831

RESULTS

GM#	Date	Opponent	Score	GF-GA	Record	GM#	Date	Opponent	Score	GF-GA	Record
1	10/6	@ Philadelphia	1-4	1-4	0-1-0	41	1/7	Detroit	5-2	145-170	15-19-7
2	10/8	@ Quebec	5-3	6-7	1-1-0	42	1/9	@ NY Rangers	5-4	150-174	16-19-7
3	10/10	@ NY Rangers	5-0	11-7	2-1-0	43	1/11	@ Montreal	0-1	150-175	16-20-7
4	10/14	Montreal	3-7	14-14	2-2-0	44	1/13	NY Islanders	3-5	153-180	16-21-7
5	10/15	@ Washington	5-8	19-22	2-3-0	45	1/15	Edmonton	1-0	154-180	17-21-7
6	10/19	Vancouver	0-4	19-26	2-4-0	46	1/17	@ Quebec	4-7	158-187	17-22-7
7	10/21	Pittsburgh	6-4	25-30	3-4-0	47	1/19	Quebec	4-5	162-192	17-23-7
8	10/23	@ Detroit	3-3*	28-33	3-4-1	48	1/20	@ Washington	6-5*	168-197	18-23-7
9	10/25	Buffalo	4-7	32-40	3-5-1	49	1/23	Minnesota	2-7	170-204	18-24-7
10	10/28	Hartford	5-3	37-43	4-5-1	50	1/24	@ NY Islanders	2-2*	172-206	18-24-8
11	10/29	@ Hartford	0-3	37-46	4-6-1	51	1/27	Hartford	6-8	178-214	18-25-8
12	11/1	Philadelphia	3-2	40-48	5-6-1	52	1/28	@ Minnesota	4-4*	182-218	18-25-9
13	11/3	Winnipeg	3-3*	43-51	5-6-2	53	2/2	@ Los Angeles	6-6*	188-224	18-25-10
14	11/6	NY Rangers	6-5	49-56	6-6-2	54	2/5	@ Edmonton	4-2	192-226	19-25-10
15	11/9	Edmonton	2-3*	51-59	6-7-2	55	2/9	@ Detroit	6-3	198-229	20-25-10
16	11/11	NY Islanders	3-3*	54-62	6-7-3	56	2/11	@ Montreal	4-5	202-234	20-26-10
17	11/12	@ Washington	6-3	60-65	7-7-3	57	2/13	Toronto	8-1	210-235	21-26-10
18	11/15	@ St. Louis	4-2	64-67	8-7-3	58	2/15	@ Buffalo	3-5	213-240	21-27-10
19	11/17	Calgary	3-5	67-72	8-8-3	59	2/17	@ Winnipeg	2-3*	215-243	21-28-10
20	11/19	Washington	2-3	69-75	8-9-3	60	2/18	@ Toronto	3-5	218-248	21-29-10
21	11/20	@ Philadelphia	1-7	80-82	8-10-3	61	2/20	@ NY Rangers	4-7	222-255	21-30-10
22	11/23	@ Calgary	2-3	72-85	8-11-3	62	2/24	Philadelphia	2-6	224-261	21-31-10
23	11/25	@ Vancouver	2-2*	74-87	8-11-4	63	2/26	Los Angeles	1-1*	225-262	21-31-11
24	11/29	@ Los Angeles	3-9	77-96	8-12-4	64	2/28	Boston	3-3*	228-265	21-31-12
25	12/3	Philadelphia	3-5	80-101	8-13-4	65	3/1	@ Pittsburgh	1-4	229-269	21-32-12
26	12/4	@ Philadelphia	2-6	82-107	8-14-4	66	3/3	NY Rangers	6-3	235-272	22-32-12
27	12/7	Washington	5-1	87-108	9-14-4	67	3/5	Minnesota	2-0	237-272	23-32-12
28	12/9	NY Islanders	6-5	93-113	10-14-4	68	3/7	@ St. Louis	2-6	239-278	23-33-12
29	12/10	@ Pittsburgh	4-4*	97-117	10-14-5	69	3/8	@ Chicago	7-5	246-283	24-33-12
30	12/13	St. Louis	4-3	101-120	11-14-5	70	3/11	@ NY Islanders	2-3*	248-286	24-34-12
31	12/15	Toronto	6-3	107-123	12-14-5	71	3/14	Calgary	1-5	249-291	24-35-12
32	12/17	@ NY Islanders	2-5	109-128	12-15-5	72	3/16	Pittsburgh	1-2	250-293	24-36-12
33	12/18	@ Chicago	5-3	114-131	13-15-5	73	3/18	Chicago	1-3	251-296	24-37-12
34	12/21	@ Winnipeg	5-5*	119-136	13-15-6	74	3/20	Vancouver	3-1	254-297	25-37-12
35	12/23	Pittsburgh	2-2*	121-138	13-15-7	75	3/23	@ Boston	3-5	257-302	25-38-12
36	12/26	@ NY Rangers	1-5	122-143	13-16-7	76	3/25	@ Pittsburgh	4-5	261-307	25-39-12
37	12/27	NY Rangers	5-7	127-150	13-17-7	77	3/27	Philadelphia	5-3	266-310	26-39-12
38	12/29	Boston	2-6	129-156	13-18-7	78	3/29	NY Islanders	4-5*	270-315	26-40-12
39	12/31	@ Pittsburgh	6-8	135-164	13-19-7	79	4/1	@ Washington	4-6	274-321	26-41-12
40	1/6	Buffalo	5-4	140-168	14-19-7	80	4/2	Washington	7-4	281-325	27-41-12

*Denotes overtime

(37-34-9, 83 pts., 2nd Place, Patrick Division)

SCORING

Player	GP	G	A	PTS	PIM	+/–	PP	GW	Player	GP	G	A	PTS	PIM	+/–	PP	GW
Kirk Muller	80	30	56	86	74	1–	9	6	Peter Stastny	12	5	6	11	16	1–	2	1
John MacLean	80	41	38	79	80	17	10	11	Eric Weinrich	19	2	7	9	11	1	1	1
Patrik Sundstrom	74	27	49	76	34	17	8	0	Craig Wolanin	37	1	7	8	47	13–	0	0
Brendan Shanahan	73	30	42	72	137	15	8	5	Reijo Ruotsalainen	31	2	5	7	14	4–	1	0
Bruce Driver	75	7	46	53	63	7	1	0	Pat Conacher	19	3	3	6	4	2	0	0
Sylvain Turgeon	72	30	17	47	81	9–	7	3	Randy Veliscek	62	0	6	6	72	4	0	0
Mark Johnson	63	16	29	45	12	8–	4	1	Jim Korn	37	2	3	5	99	1–	0	0
Vlacheslav Fetisov	72	8	34	42	52	8	2	0	Jamie Huscroft	42	2	3	5	149	2–	0	0
Doug Brown	69	14	20	34	16	7	1	3	Neil Brady	19	1	4	5	13	2–	0	0
Janne Ojanen	64	17	13	30	12	5–	1	1	Paul Ysebaert	5	1	2	3	0	E	0	0
Tommy Albelin	68	6	23	29	63	1–	4	0	Claude Vilgrain	6	1	2	3	4	1–	0	0
David Maley	67	8	17	25	160	2–	0	2	Peter Sundstrom	21	1	2	3	4	1	0	0
Alexei Kasatonov	39	6	15	21	16	15	1	0	Sergei Starikov	16	0	1	1	8	8–	0	0
Ken Daneyko	74	6	15	21	219	5	0	1	Sean Burke	52	0	1	1	38	–	0	0
Aaron Broten	42	10	8	18	36	15–	1	0	Tom Kurvers	1	0	0	0	0	1–	0	0
Bob Brooke	35	8	10	18	30	3	0	1	Jim Thomson	3	0	0	0	31	3–	0	0
Walt Poddubny	33	4	10	14	28	4–	1	0	Troy Crowder	10	0	0	0	23	E	0	0
Jon Morris	20	6	7	13	8	12	2	1	Chris Tetteri	35	0	0	0	0	–	0	0

GOALTENDERS

	GP	MIN	GA	EN	SO	AVG	W	L	T	SA	SAV%
Chris Tetteri	35	1933	110	3	0	3.41	15	12	3	1004	.890
Sean Burke	52	2914	175	0	0	3.60	22	22	6	1453	.880

RESULTS

GM#	Date	Opponent	Score	GF-GA	Record	GM#	Date	Opponent	Score	GF-GA	Record
1	10/5	@ Philadelphia	6-2	6-2	1-0-0	41	1/2	Buffalo	5-3	161-159	19-18-4
2	10/7	Pittsburgh	4-4*	10-6	1-0-1	42	1/4	Los Angeles	4-2	165-161	20-18-4
3	10/10	Calgary	2-4	12-10	1-1-1	43	1/8	Winnipeg	3-4	168-165	20-19-4
4	10/13	Montreal	3-4*	15-14	1-2-1	44	1/10	Pittsburgh	6-3	174-168	21-19-4
5	10/14	@ Hartford	3-2	18-16	2-2-1	45	1/12	Montreal	2-5	176-173	21-20-4
6	10/18	Philadelphia	5-3	23-19	3-2-1	46	1/13	@ Quebec	5-4	181-177	22-20-4
7	10/20	Vancouver	2-3	25-22	3-3-1	47	1/16	@ Washington	6-9	187-186	22-21-4
8	10/21	@ Montreal	5-4	30-26	4-3-1	48	1/23	@ Pittsburgh	4-2	191-188	23-21-4
9	10/23	@ Toronto	5-4	35-30	5-3-1	49	1/24	Washington	3-2	194-190	24-21-4
10	10/26	Hartford	3-7	38-37	5-4-1	50	1/26	Toronto	1-5	195-195	24-22-4
11	10/28	Chicago	3-2	41-39	6-4-1	51	1/28	@ NY Islanders	4-4*	199-199	24-22-5
12	10/31	@ Vancouver	3-4	44-43	6-5-1	52	1/30	@ Los Angeles	2-5	201-204	24-23-5
13	11/1	@ Edmonton	6-6*	50-49	6-5-2	53	2/4	@ Vancouver	2-4	203-208	24-24-5
14	11/4	@ Calgary	3-7	53-56	6-6-2	54	2/6	Edmonton	2-2*	205-210	24-24-6
15	11/8	Quebec	6-3	59-59	7-6-2	55	2/9	@ Washington	5-3	210-213	25-24-6
16	11/11	Philadelphia	5-7	64-66	7-7-2	56	2/10	@ St. Louis	0-7	210-220	25-25-6
17	11/12	@ Philadelphia	3-3*	67-69	7-7-3	57	2/12	Detroit	1-1*	211-221	25-25-7
18	11/15	Minnesota	1-2*	68-71	7-8-3	58	2/16	NY Rangers	1-2	212-223	25-26-7
19	11/17	NY Rangers	5-4*	73-75	8-8-3	59	2/17	@ Toronto	4-5	216-228	25-27-7
20	11/18	@ Boston	4-6	77-81	8-9-3	60	2/19	@ NY Rangers	3-4*	219-232	25-28-7
21	11/22	@ Pittsburgh	6-3	83-84	9-9-3	61	2/22	Winnipeg	2-4	221-236	25-29-7
22	11/24	@ Minnesota	6-7	89-91	9-10-3	62	2/24	Chicago	3-2	224-238	26-29-7
23	11/25	@ Winnipeg	3-1	92-92	10-10-3	63	2/25	@ NY Islanders	3-3*	227-241	26-29-8
24	11/28	NY Islanders	3-2*	95-94	11-10-3	64	2/28	@ Pittsburgh	1-2	228-243	26-30-8
25	12/1	@ Buffalo	4-6	99-100	11-11-3	65	3/2	Pittsburgh	6-5	234-248	27-30-8
26	12/2	Washington	3-5	102-105	11-12-3	66	3/4	@ Washington	3-4	237-252	27-31-8
27	12/6	@ NY Rangers	3-5	105-110	11-13-3	67	3/6	St. Louis	2-1	239-253	28-31-8
28	12/8	Pittsburgh	2-3	107-113	11-14-3	68	3/8	NY Islanders	4-2	243-255	29-31-8
29	12/9	@ Hartford	3-7	110-120	11-15-3	69	3/10	Quebec	9-3	252-258	30-31-8
30	12/12	@ NY Islanders	7-2	117-122	12-15-3	70	3/13	@ Minnesota	3-1	255-259	31-31-8
31	12/13	NY Islanders	5-2	122-124	13-15-3	71	3/15	@ Calgary	4-5	259-264	31-32-8
32	12/15	Los Angeles	7-5	129-129	14-15-3	72	3/17	@ Edmonton	4-1	263-265	32-32-8
33	12/17	Boston	3-1	132-130	15-15-3	73	3/20	Philadelphia	2-3	265-268	32-33-8
34	12/19	@ NY Islanders	4-5*	136-135	15-16-3	74	3/22	@ Chicago	3-6	268-274	32-34-8
35	12/22	@ Philadelphia	5-4*	141-139	16-16-3	75	3/24	@ Philadelphia	5-2	273-276	33-34-8
36	12/23	St. Louis	3-2	144-141	17-16-3	76	3/25	@ Buffalo	4-3	277-279	34-34-8
37	12/26	@ NY Rangers	4-4*	148-145	17-16-4	77	3/27	Washington	4-1	281-280	35-34-8
38	12/27	Washington	1-3	149-148	17-17-4	78	3/29	NY Rangers	6-4	287-284	36-34-8
39	12/29	NY Rangers	3-2	152-150	18-17-4	79	3/31	Detroit	5-1	292-285	37-34-8
40	12/31	@ Detroit	4-6	156-156	18-18-4	80	4/1	@ Boston	3-3*	295-288	37-34-9

*Denotes overtime

(32-33-15, 79 pts., 4th Place, Patrick Division)

SCORING

Player	GP	G	A	PTS	PIM	+/-	PP	GW	Player	GP	G	A	PTS	PIM	+/-	PP	GW
John MacLean	78	45	33	78	150	8	19	7	Walt Poddubny	14	4	6	10	10	8	0	0
Kirk Muller	80	19	51	70	76	1	7	3	Troy Crowder	59	6	3	9	182	10-	0	0
Brendan Shanahan	75	29	37	66	141	4	7	2	Al Stewart	41	5	2	7	159	6-	0	0
Peter Stastny	77	18	42	60	53	E	4	3	Paul Ysebaert	11	4	3	7	6	1	1	0
Claude Lemieux	78	30	17	47	105	8	10	2	Lee Norwood	28	3	2	5	87	1-	1	0
Patrik Sundstrom	71	15	31	46	48	7	4	1	Jeff Madill	14	4	0	4	46	1-	0	0
Bruce Driver	73	9	36	45	62	11	7	2	Myles O'Connor	22	3	1	4	41	3	0	0
Alexei Kasatonov	78	10	31	41	76	23	1	3	Chris Terrieri	53	0	3	3	2	-	0	0
Eric Weinrich	76	4	34	38	48	10	1	0	Jarrod Skalde	1	0	1	1	0	E	0	0
Doug Brown	58	14	16	30	4	18	0	2	Jamie Huscroft	8	0	1	1	27	1	0	0
Jon Morris	53	9	19	28	27	9	1	1	Dave Marcynshyn	9	0	1	1	21	1-	0	0
Zdeno Ciger	45	8	17	25	8	3	2	1	Perry Anderson	1	0	0	0	5	E	0	0
David Maley	64	8	14	22	151	9	1	3	Roland Melanson	1	0	0	0	0	-	0	0
Laurie Boschman	78	11	9	20	77	1-	0	1	Jason Miller	1	0	0	0	0	1	0	0
Ken Daneyko	80	4	16	20	249	10-	1	1	Kevin Todd	1	0	0	0	0	1-	0	0
Viacheslav Fetisov	67	3	16	19	62	5	1	0	Neil Brady	3	0	0	0	0	E	0	0
Pat Conacher	49	5	11	16	27	9	0	0	Sean Burke	35	0	0	0	18	-	0	0
Tommy Albain	47	2	12	14	44	1	1	0									

GOALTENDERS

	GP	MIN	GA	EN	SO	AVG	W	L	T	SA	SAV%
Chris Terrieri	53	2971	144	3	1	2.91	24	21	7	1348	.893
Sean Burke	35	1868	112	3	0	3.60	8	12	8	875	.872
Roland Melanson	1	20	2	0	0	6.00	0	0	0	7	.714

RESULTS

GM#	Date	Opponent	Score	GF-GA	Record	GM#	Date	Opponent	Score	GF-GA	Record
1	10/4	Detroit	3-3*	3-3	0-0-1	41	12/30	@ NY Rangers	2-2*	156-133	19-13-9
2	10/6	Philadelphia	3-1	6-4	1-0-1	42	1/1	@ Washington	3-4	159-137	19-14-9
3	10/7	@ Pittsburgh	4-7	10-11	1-1-1	43	1/3	@ Chicago	3-5	162-142	19-15-9
4	10/9	Minnesota	5-2	15-13	2-1-1	44	1/5	@ Pittsburgh	2-5	164-147	19-16-9
5	10/11	@ Philadelphia	4-7	19-20	2-2-1	45	1/8	St. Louis	3-5	167-152	19-17-9
6	10/13	Calgary	5-3	24-23	3-2-1	46	1/12	Edmonton	4-5*	171-157	19-18-9
7	10/17	Washington	3-2	27-25	4-2-1	47	1/14	Los Angeles	1-6	172-163	19-19-9
8	10/19	NY Rangers	3-2	30-27	5-2-1	48	1/16	Chicago	2-2*	174-165	19-19-10
9	10/20	@ Washington	0-4	30-31	5-3-1	49	1/22	@ Pittsburgh	3-5	177-170	19-20-10
10	10/23	@ NY Islanders	8-1	38-32	6-3-1	50	1/24	Quebec	6-1	183-171	20-20-10
11	10/25	Buffalo	5-1	43-33	7-3-1	51	1/26	Minnesota	1-3	184-174	20-21-10
12	10/27	Pittsburgh	7-5	50-38	8-3-1	52	1/28	@ Detroit	6-2	190-176	21-21-10
13	10/30	@ Calgary	3-6	53-44	8-4-1	53	1/30	@ Los Angeles	4-2	194-178	22-21-10
14	11/1	@ Vancouver	1-2	54-46	8-5-1	54	2/2	@ St. Louis	4-5	198-183	22-22-10
15	11/3	@ Edmonton	5-2	59-48	9-5-1	55	2/5	Calgary	2-1	200-184	23-22-10
16	11/7	NY Islanders	3-6	62-54	9-6-1	56	2/9	@ Quebec	1-3	201-187	23-23-10
17	11/9	NY Rangers	2-3	64-57	9-7-1	57	2/10	Vancouver	2-0	203-187	24-23-10
18	11/10	@ Montreal	1-3	65-60	9-8-1	58	2/13	@ NY Rangers	3-6	206-193	24-24-10
19	11/13	Montreal	6-3	71-63	10-8-1	59	2/14	Winnipeg	3-3*	209-196	24-24-11
20	11/15	Hartford	2-4	73-67	10-9-1	60	2/16	Philadelphia	3-2	212-198	25-24-11
21	11/17	Philadelphia	3-2	76-69	11-9-1	61	2/18	Edmonton	0-4	212-202	25-25-11
22	11/18	@ Philadelphia	4-1	80-70	12-9-1	62	2/22	Pittsburgh	5-2	217-204	26-25-11
23	11/20	@ Los Angeles	4-5	84-75	12-10-1	63	2/24	@ NY Rangers	2-5	219-209	26-26-11
24	11/24	@ Minnesota	5-3	89-78	13-10-1	64	2/25	Washington	5-1	224-210	27-26-11
25	11/28	Philadelphia	5-5*	94-83	13-10-2	65	2/27	@ Toronto	3-7	227-217	27-27-11
26	11/30	NY Islanders	5-5*	99-88	13-10-3	66	3/1	@ Detroit	6-1	233-218	28-27-11
27	12/1	@ St. Louis	4-1	103-89	14-10-3	67	3/3	Boston	1-3	234-221	28-28-11
28	12/3	@ Winnipeg	4-4*	107-93	14-10-4	68	3/5	@ NY Islanders	3-4	237-225	28-29-11
29	12/5	Vancouver	9-4	116-97	15-10-4	69	3/6	@ Buffalo	3-3*	240-228	28-29-12
30	12/7	@ Washington	2-5	118-102	15-11-4	70	3/10	@ Winnipeg	3-4	243-232	28-30-12
31	12/8	Washington	4-2	122-104	16-11-4	71	3/13	Toronto	3-2	246-234	29-30-12
32	12/11	@ NY Islanders	2-3	124-107	16-12-4	72	3/15	NY Rangers	5-2	251-236	30-30-12
33	12/13	@ Pittsburgh	5-9	129-116	16-13-4	73	3/16	@ Hartford	2-6	253-242	30-31-12
34	12/15	@ Boston	1-1*	130-117	16-13-5	74	3/19	Pittsburgh	5-4	258-246	31-31-12
35	12/18	Boston	8-3	138-120	17-13-5	75	3/21	@ Chicago	2-2*	260-248	31-31-13
36	12/20	@ Philadelphia	3-3*	141-123	17-13-6	76	3/23	@ Montreal	3-3*	263-251	31-31-14
37	12/22	@ Quebec	4-1	145-124	18-13-6	77	3/26	@ NY Rangers	3-3*	266-254	31-31-15
38	12/23	Toronto	4-2	149-126	19-13-6	78	3/27	Hartford	4-3*	270-257	32-31-15
39	12/27	NY Islanders	1-1*	150-127	19-13-7	79	3/30	@ Washington	0-4	270-261	32-32-15
40	12/29	Buffalo	4-4*	154-131	19-13-8	80	3/31	NY Islanders	2-3	272-264	32-33-15

*Denotes overtime

(38-31-11, 87 pts., 4th Place, Patrick Division)

SCORING

Player	GP	G	A	PTS	PIM	+/-	PP	GW	Player	GP	G	A	PTS	PIM	+/-	PP	GW
Claude Lemieux	74	41	27	68	109	9	13	8	Ken Daneyko	80	1	7	8	170	7	0	0
Stephane Richer	74	29	35	64	25	1-	5	6	Troy Mallette	17	3	4	7	43	7	0	0
Kevin Todd	80	21	42	63	69	8	2	2	Jarrod Skalde	15	2	4	6	4	1-	0	2
Peter Stastny	66	24	38	62	42	6	10	3	Patrik Sundstrom	17	1	3	4	8	5-	1	0
Scott Stevens	68	17	42	59	124	24	7	2	Tommy Albain	19	0	4	4	4	7	0	0
Claude Vilgrain	71	19	27	46	74	27	1	1	Jon Morris	7	1	2	3	6	6-	1	0
Bruce Driver	78	7	32	42	66	5	3	1	Walt Poddubny	7	1	2	3	6	1-	0	0
Alexei Kasatonov	76	12	28	40	70	14	3	1	Myles O'Connor	9	0	2	2	13	2-	0	0
Tom Chorske	76	19	17	36	32	8	0	2	Neil Brady	7	1	0	1	4	1	0	0
Randy McKay	80	17	16	33	246	6	2	1	Scott Niedermayer	4	0	1	1	2	1	0	0
Eric Weinrich	76	7	25	32	55	10	5	0	Bill Guerin	5	0	1	1	9	1	0	0
Valeri Zelepukin	44	13	18	31	28	11	3	3	Craig Billington	26	0	1	1	2	-	0	0
Doug Brown	71	11	17	28	27	17	1	1	Chris Terreri	54	0	1	1	13	-	0	0
Laurie Boschman	75	8	20	28	121	9	0	2	Jim Dowd	1	0	0	0	0	E	0	0
Viacheslav Fetisov	70	3	23	26	108	11	0	1	Al Stewart	1	0	0	0	5	E	0	0
David Maley	37	7	11	18	58	E	1	0	Jeff Christian	2	0	0	0	2	E	0	0
Dave Barr	41	6	12	18	32	9	0	0	Chad Erickson	2	0	0	0	0	-	0	0
Zdeno Ciger	20	6	5	11	10	2-	1	0	Jason Miller	3	0	0	0	0	E	0	0
Alexander Semak	25	5	6	11	0	5	0	1	Martin Brodeur	4	0	0	0	0	-	0	0
Pat Conacher	44	7	3	10	16	E	0	1									

GOALTENDERS

	GP	MIN	GA	EN	SO	AVG	W	L	T	SA	SAV%
Craig Billington	26	1363	69	2	2	3.04	13	7	1	637	.892
Chris Terreri	54	3185	169	0	1	3.18	22	22	10	1511	.888
Martin Brodeur	4	179	10	0	0	3.35	2	1	0	85	.882
Chad Erickson	2	120	9	0	0	4.50	1	1	0	55	.836

RESULTS

GM#	Date	Opponent	Score	GF-GA	Record	GM#	Date	Opponent	Score	GF-GA	Record
1	10/5	St. Louis	7-2	7-2	1-0-0	41	1/9	St. Louis	4-3	156-120	21-14-6
2	10/6	@ Chicago	4-2	11-4	2-0-0	42	1/11	Toronto	3-4	159-124	21-15-6
3	10/8	Quebec	6-5	17-9	3-0-0	43	1/12	Los Angeles	5-2	164-126	22-15-6
4	10/12	Pittsburgh	4-1	21-10	4-0-0	44	1/15	Buffalo	8-8*	172-134	22-15-7
5	10/13	@ Philadelphia	2-4	23-14	4-1-0	45	1/24	@ Washington	5-2	177-136	23-15-7
6	10/16	@ NY Rangers	2-4	25-18	4-2-0	46	1/25	Detroit	0-7	177-143	23-16-7
7	10/18	@ Washington	5-6	30-24	4-3-0	47	1/29	@ Montreal	4-3	181-146	24-16-7
8	10/19	Washington	1-5	31-29	4-4-0	48	1/31	@ Detroit	6-3	187-149	25-16-7
9	10/22	Los Angeles	5-2	36-31	5-4-0	49	2/1	@ Toronto	4-6	191-155	25-17-7
10	10/24	@ Pittsburgh	4-2	40-33	6-4-0	50	2/4	Philadelphia	3-1	194-156	26-17-7
11	10/26	San Jose	9-0	49-33	7-4-0	51	2/6	@ St. Louis	1-4	195-160	26-18-7
12	10/29	@ Vancouver	3-4	52-37	7-5-0	52	2/8	@ Boston	6-4	201-164	27-18-7
13	10/30	@ Calgary	5-2	57-39	8-5-0	53	2/9	@ Quebec	2-1	203-165	28-18-7
14	11/1	@ Edmonton	3-1	60-40	9-5-0	54	2/13	Vancouver	5-3	208-168	29-18-7
15	11/4	@ Montreal	2-3*	62-43	9-6-0	55	2/15	Hartford	4-1	212-169	30-18-7
16	11/8	Montreal	3-2	65-45	10-6-0	56	2/16	NY Rangers	4-2	216-171	31-18-7
17	11/9	@ Boston	0-4	65-49	10-7-0	57	2/18	Philadelphia	4-3*	220-174	32-18-7
18	11/12	Philadelphia	5-2	70-51	11-7-0	58	2/20	@ Chicago	4-4*	224-178	32-18-8
19	11/14	NY Islanders	3-4	73-55	11-8-0	59	2/21	@ Winnipeg	4-6	228-184	32-19-8
20	11/16	Winnipeg	0-1	73-56	11-9-0	60	2/24	Minnesota	1-3	229-187	32-20-8
21	11/20	Washington	6-5*	79-61	12-9-0	61	2/25	@ Toronto	5-5*	234-192	32-20-9
22	11/22	Hartford	8-2	87-63	13-9-0	62	2/28	NY Islanders	2-3*	236-195	32-21-9
23	11/23	@ Philadelphia	5-5*	92-68	13-9-1	63	2/29	@ NY Islanders	3-1	239-196	33-21-9
24	11/27	@ Pittsburgh	4-8	96-76	13-10-1	64	3/2	NY Rangers	1-7	240-203	33-22-9
25	11/30	@ Los Angeles	4-1	100-77	14-10-1	65	3/4	@ NY Rangers	5-4	245-207	34-22-9
26	12/5	Calgary	6-3	106-80	15-10-1	66	3/6	@ Buffalo	4-5	249-212	34-23-9
27	12/7	Detroit	2-2*	108-82	15-10-2	67	3/7	@ Washington	2-3*	251-215	34-24-9
28	12/8	@ Philadelphia	2-2*	110-84	15-10-3	68	3/11	@ Edmonton	2-2*	253-217	34-24-10
29	12/10	@ Minnesota	3-4	113-88	15-11-3	69	3/12	@ Vancouver	1-2	254-219	34-25-10
30	12/13	Pittsburgh	3-4	116-92	15-12-3	70	3/14	@ San Jose	2-3	256-222	34-26-10
31	12/14	@ NY Islanders	3-3*	119-95	15-12-4	71	3/19	Edmonton	3-5	259-227	34-27-10
32	12/19	@ Hartford	4-1	123-96	16-12-4	72	3/21	NY Islanders	2-2*	261-229	34-27-11
33	12/21	Chicago	1-1*	124-97	16-12-5	73	3/22	@ NY Rangers	3-6	264-235	34-28-11
34	12/23	@ NY Rangers	0-3	124-100	16-13-5	74	3/24	San Jose	4-3	268-238	35-28-11
35	12/26	@ NY Islanders	5-5*	129-105	16-13-6	75	3/26	Boston	4-2	272-240	36-28-11
36	12/28	Buffalo	3-0	132-105	17-13-6	76	3/28	Quebec	5-2	277-242	37-28-11
37	12/29	Washington	3-4	135-109	17-14-6	77	3/29	@ Philadelphia	4-5	281-247	37-29-11
38	12/31	@ Pittsburgh	7-4	142-113	18-14-6	78	4/12	Washington	3-4*	284-251	37-30-11
39	1/2	Pittsburgh	4-0	146-113	19-14-6	79	4/13	Pittsburgh	5-1	289-252	38-30-11
40	1/4	NY Rangers	6-4	152-117	20-14-6	80	4/15	@ NY Islanders	0-7	289-259	38-31-11

*Denotes overtime

(40-37-7, 87 pts., 4th Place, Patrick Division)

SCORING

Player	GP	G	A	PTS	PIM	+/-	PP	GW	Player	GP	G	A	PTS	PIM	+/-	PP	GW
Claude Lemieux	77	30	51	81	155	3	13	3	Janne Ojanen	31	4	9	13	14	2-	1	1
Alexander Semak	82	37	42	79	70	24	4	6	Ken Daneyko	84	2	11	13	236	4	0	0
Stephane Richer	78	38	35	73	44	1-	7	7	Zdeno Ciger	27	4	8	12	2	8-	2	1
Valeri Zelepukin	78	23	41	64	70	19	5	2	Kevin Todd	30	5	5	10	16	4-	0	2
Scott Stevens	81	12	45	57	120	14	8	1	Troy Mallette	34	4	3	7	56	3	0	0
Bruce Driver	83	14	40	54	66	10-	6	0	Tommy Albelin	36	1	5	6	14	E	1	1
John MacLean	80	24	24	48	102	6-	7	3	Doug Brown	15	0	5	5	2	3	0	0
Peter Stastny	62	17	23	40	22	5-	7	3	Ben Hankinson	4	2	1	3	9	2	0	0
Scott Niedermayer	80	11	29	40	47	8	5	0	Claude Vilgrain	4	0	2	2	0	3-	0	0
Bobby Holik	61	20	19	39	76	6-	7	4	Jarrod Skalde	11	0	2	2	4	3-	0	0
Bill Guerin	65	14	20	34	63	14	0	2	Brian Sullivan	2	0	1	1	0	1-	0	0
Viacheslav Fetisov	76	4	23	27	158	7	1	0	Craig Billington	42	0	1	1	8	-	0	0
Randy McKay	73	11	11	22	206	E	1	2	Jim Dowd	1	0	0	0	0	1-	0	0
Scott Pellerin	45	10	11	21	41	1-	1	0	David Emma	2	0	0	0	0	E	0	0
Bernie Nicholls	23	5	15	20	40	3	1	0	Jason Miller	2	0	0	0	0	1-	0	0
Tom Chorske	50	7	12	19	25	1-	0	1	Jon Morris	2	0	0	0	0	1-	0	0
Alexei Kasatonov	64	3	14	17	57	4	0	0	Myles O'Connor	7	0	0	0	9	4-	0	0
Dave Barr	62	6	8	14	61	1	0	1	Chris Terreri	48	0	0	0	6	-	0	0

GOALTENDERS

	GP	MIN	GA	EN	SO	AVG	W	L	T	SA	SAV%
Chris Terreri	48	2672	151	2	2	3.39	19	21	3	1324	.886
Craig Billington	42	2389	146	0	2	3.67	21	16	4	1178	.876

RESULTS

GM#	Date	Opponent	Score	GF-GA	Record	GM#	Date	Opponent	Score	GF-GA	Record
1	10/6	NY Islanders	4-3	4-3	1-0-0	43	1/14	Los Angeles	7-1	151-141	23-17-3
2	10/9	@ Philadelphia	4-6	8-9	1-1-0	44	1/16	NY Islanders	3-5	154-146	23-18-3
3	10/10	NY Rangers	4-2	12-11	2-1-0	45	1/20	@ Montreal	2-3	156-149	23-19-3
4	10/12	Washington	4-2	16-13	3-1-0	46	1/22	Montreal	6-2	162-151	24-19-3
5	10/14	@ NY Rangers	1-6	17-19	3-2-0	47	1/23	@ Boston	5-7	167-158	24-20-3
6	10/17	Philadelphia	2-0	19-19	4-2-0	48	1/26	@ NY Islanders	2-8	169-166	24-21-3
7	10/20	Hartford	4-5	23-24	4-3-0	49	1/28	@ Minnesota	2-4	171-170	24-22-3
8	10/22	@ Chicago	6-5*	29-29	5-3-0	50	1/30	@ St. Louis	2-2*	173-172	24-22-4
9	10/24	Pittsburgh	3-4	32-33	5-4-0	51	2/3	Calgary	4-5	177-177	24-23-4
10	10/28	@ Hartford	4-3*	36-36	6-4-0	52	2/8	NY Rangers	5-4	182-181	25-23-4
11	10/30	NY Islanders	1-4	37-40	6-5-0	53	2/9	@ Detroit	5-8	187-189	25-24-4
12	10/31	@ NY Islanders	5-3	42-43	7-5-0	54	2/13	Philadelphia	6-4	193-193	26-24-4
13	11/5	@ Los Angeles	2-5	44-48	7-6-0	55	2/14	@ Philadelphia	5-2	198-195	27-24-4
14	11/7	@ San Jose	6-1	50-49	8-6-0	56	2/17	St. Louis	4-3	202-198	28-24-4
15	11/11	Montreal	3-8	53-57	8-7-0	57	2/19	Buffalo	3-3*	205-201	28-24-5
16	11/13	Washington	3-0	56-57	9-7-0	58	2/21	Quebec	3-6	208-207	28-25-5
17	11/14	@ Washington	4-3*	60-60	10-7-0	59	2/23	@ Pittsburgh	3-1	211-208	29-25-5
18	11/18	Buffalo#	3-2	63-62	11-7-0	60	2/25	@ Philadelphia	2-6	213-214	29-26-5
19	11/20	Pittsburgh	1-4	64-66	11-8-0	61	2/27	Ottawa	5-2	218-216	30-26-5
20	11/21	@ Pittsburgh	0-2	64-68	11-9-0	62	2/28	Detroit	6-3	224-219	31-26-5
21	11/25	@ Ottawa	1-3	65-71	11-10-0	63	3/3	@ Hartford	7-4	231-223	32-26-5
22	11/28	@ Quebec	6-3	71-74	12-10-0	64	3/5	Chicago	1-1*	232-224	32-26-6
23	12/1	Toronto	8-3	79-77	13-10-0	65	3/7	Philadelphia	7-3	239-227	33-26-6
24	12/3	@ Ottawa	3-3*	82-80	13-10-1	66	3/9	@ Vancouver	2-7	241-234	33-27-6
25	12/5	Boston	2-4	84-84	13-11-1	67	3/12	@ Edmonton	4-6	245-240	33-28-6
26	12/6	@ Buffalo	7-3	91-87	14-11-1	68	3/13	@ Calgary	3-4	248-244	33-29-6
27	12/9	Washington	2-6	93-93	14-12-1	69	3/16	@ Boston#	1-3	249-247	33-30-6
28	12/11	Pittsburgh	2-1	95-94	15-12-1	70	3/18	Edmonton	5-1	254-248	34-30-6
29	12/12	@ Pittsburgh	5-6	100-100	15-13-1	71	3/20	Quebec	1-5	255-253	34-31-6
30	12/15	@ Winnipeg	3-4	103-104	15-14-1	72	3/21	@ Philadelphia	3-2	258-255	35-31-6
31	12/18	@ Tampa Bay	2-0	105-104	16-14-1	73	3/23	Tampa Bay	9-3	267-258	36-31-6
32	12/21	NY Rangers	0-3	105-107	16-15-1	74	3/25	@ Pittsburgh	3-4	270-262	36-32-6
33	12/23	@ NY Rangers	5-4*	110-111	17-15-1	75	3/27	@ Washington	5-2	275-264	37-32-6
34	12/27	Hartford	6-2	116-113	18-15-1	76	3/29	San Jose	5-0	280-264	38-32-6
35	12/29	@ Quebec	1-4	117-117	18-16-1	77	3/31	@ Buffalo	2-5	282-269	38-33-6
36	1/1	@ Washington	2-9	119-126	18-17-1	78	4/3	@ Toronto	0-1	282-270	38-34-6
37	1/2	Winnipeg	2-2*	121-128	18-17-2	79	4/4	Pittsburgh	2-5	284-275	38-35-6
38	1/4	@ NY Rangers	3-3*	124-131	18-17-3	80	4/7	NY Rangers	5-2	289-277	39-35-6
39	1/6	Minnesota	5-1	129-132	19-17-3	81	4/10	@ Washington	5-3	294-280	40-35-6
40	1/8	Ottawa	6-4	135-136	20-17-3	82	4/11	NY Islanders	4-5	298-285	40-36-6
41	1/9	@ Boston	6-2	141-138	21-17-3	83	4/14	Pittsburgh	6-6*	304-291	40-36-7
42	1/12	Vancouver	3-2	144-140	22-17-3	84	4/16	@ NY Islanders	4-8	308-299	40-37-7

* Denotes overtime

Denotes Neutral Site Games:

11/18 @ Hamilton, Ont.; 3/16 @ Providence, R.I.

(47-25-12, 106 pts., 2nd Place, Atlantic Division)

SCORING

Player	GP	G	A	PTS	PIM	+/-	PP	GW	Player	GP	G	A	PTS	PIM	+/-	PP	GW
Scott Stevens	83	18	60	78	112	53	5	4	Randy McKay	78	12	15	27	244	24	0	1
Stephane Richer	80	36	36	72	16	31	7	9	Mike Peluso	69	4	16	20	238	19	0	0
John MacLean	80	37	33	70	95	30	8	4	Tommy Albelin	62	2	17	19	36	20	1	1
Valeri Zelepukin	82	26	31	57	70	36	8	0	Jaroslav Modry	41	2	15	17	18	10	2	0
Corey Millen	78	20	30	50	52	24	4	3	Jim Dowd	15	5	10	15	0	8	2	0
Bernie Nicholls	61	19	27	46	86	24	3	1	Viacheslav Fetisov	52	1	14	15	30	14	0	0
Scott Niedermayer	81	10	36	46	42	34	5	2	David Emma	15	5	5	10	2	E	1	2
Bill Guerin	81	25	19	44	101	14	2	3	Ken Daneyko	78	1	9	10	176	27	0	1
Claude Lemieux	79	18	26	44	86	13	5	5	Jason Smith	41	0	5	5	43	7	0	0
Tom Chorske	76	21	20	41	32	14	1	4	Chris Terreri	44	0	2	2	4	-	0	0
Bobby Holik	70	13	20	33	72	28	2	3	Ben Hankinson	13	1	0	1	23	E	0	1
Bob Carpenter	76	10	23	33	51	7	0	1	Scott Pellerin	1	0	0	0	2	E	0	0
Bruce Driver	66	8	24	32	63	29	3	0	Peter Sidorkiewicz	3	0	0	0	0	-	0	0
Alexander Semak	54	12	17	29	22	6	2	2	Martin Brodeur	47	0	0	0	2	-	0	0

GOALTENDERS

	GP	MIN	GA	EN	SO	AVG	W	L	T	SA	SAV%
Martin Brodeur	47	2625	105	0	3	2.40	27	11	8	1238	.915
Chris Terreri	44	2340	106	2	2	2.72	20	11	4	1141	.907
Peter Sidorkiewicz	3	130	6	1	0	2.77	0	3	0	55	.891

RESULTS

GM#	Date	Opponent	Score	GF-GA	Record	GM#	Date	Opponent	Score	GF-GA	Record
1	10/6	Tampa Bay	2-1	2-1	1-0-0	43	1/14	@ Washington	5-2	154-119	25-14-4
2	10/8	@ Washington	6-3	8-4	2-0-0	44	1/15	Los Angeles	3-5	157-124	25-15-4
3	10/9	Washington	6-4	14-8	3-0-0	45	1/19	@ Winnipeg	4-0	161-124	26-15-4
4	10/12	Winnipeg	7-4	21-12	4-0-0	46	1/24	@ Dallas	6-2	167-126	27-15-4
5	10/16	@ NY Islanders	6-3	27-15	5-0-0	47	1/26	@ Edmonton	3-3*	170-129	27-15-5
6	10/20	Anaheim	4-0	31-15	6-0-0	48	1/28	@ Calgary	2-2*	172-131	27-15-6
7	10/23	Florida	2-1	33-16	7-0-0	49	1/29	@ Vancouver	3-6	175-137	27-16-6
8	10/26	Montreal	0-2	33-18	7-1-0	50	2/2	Buffalo	2-3	177-140	27-17-6
9	10/30	Philadelphia	5-3	38-21	8-1-0	51	2/4	Ottawa	5-2	182-142	28-17-6
10	10/31	@ NY Rangers	1-4	39-25	8-2-0	52	2/5	Pittsburgh	7-3	189-145	29-17-6
11	11/3	@ Los Angeles	2-3	41-28	8-3-0	53	2/10	Vancouver	7-3	196-148	30-17-6
12	11/5	@ Anaheim	6-3	47-31	9-3-0	54	2/12	@ Boston	3-5	199-153	30-18-6
13	11/7	@ San Jose	2-1	49-32	10-3-0	55	2/13	@ Tampa Bay	3-3*	202-156	30-18-7
14	11/10	NY Islanders	5-3	54-35	11-3-0	56	2/17	@ Toronto	1-2	203-158	30-19-7
15	11/11	@ Philadelphia	5-3	59-38	12-3-0	57	2/19	Tampa Bay	5-4	208-162	31-19-7
16	11/13	San Jose	2-4	61-42	12-4-0	58	2/20	@ Chicago	1-1*	209-163	31-19-8
17	11/17	Buffalo	4-0	65-42	13-4-0	59	2/23	@ Detroit	7-2	216-165	32-19-8
18	11/18	@ Ottawa	5-2	70-44	14-4-0	60	2/24	NY Rangers	1-3	217-168	32-20-8
19	11/20	Detroit	3-4*	73-48	14-5-0	61	2/26	@ Hartford	1-1*	218-169	32-20-9
20	11/23	@ Quebec	1-1*	74-49	14-5-1	62	2/28	St. Louis	5-1	223-170	33-20-9
21	11/24	@ Buffalo	5-3	79-52	15-5-1	63	3/2	@ Florida	3-2	226-172	34-20-9
22	11/26	@ St. Louis	6-6*	85-58	15-5-2	64	3/3	@ Tampa Bay	5-4*	231-176	35-20-9
23	11/30	NY Rangers	1-3	86-61	15-6-2	65	3/5	Calgary	6-3	237-179	36-20-9
24	12/2	@ Pittsburgh	2-2*	88-63	15-6-3	66	3/7	Quebec	2-2*	239-181	36-20-10
25	12/4	Chicago	2-2*	90-65	15-6-4	67	3/10	Hartford	4-0	243-181	37-20-10
26	12/5	@ NY Rangers	1-2	91-67	15-7-4	68	3/12	Boston	2-1	245-182	38-20-10
27	12/8	@ Montreal	4-2	95-69	16-7-4	69	3/13	Dallas	4-0	249-182	39-20-10
28	12/9	Quebec	2-3	97-72	16-8-4	70	3/15	@ NY Islanders	2-3	251-185	39-21-10
29	12/11	Edmonton	5-2	102-74	17-8-4	71	3/17	@ Buffalo	6-1	257-186	40-21-10
30	12/14	@ NY Islanders	1-4	103-78	17-9-4	72	3/19	@ Boston	8-6	265-192	41-21-10
31	12/15	Boston	4-5	107-83	17-10-4	73	3/21	@ Florida	3-3*	268-195	41-21-11
32	12/18	@ Quebec	6-2	113-85	18-10-4	74	3/24	Tampa Bay	2-1	270-196	42-21-11
33	12/19	Philadelphia	4-2	117-87	19-10-4	75	3/26	Philadelphia	7-2	277-198	43-21-11
34	12/22	@ Hartford	3-6	120-93	19-11-4	76	3/27	Quebec	5-2	282-200	44-21-11
35	12/23	Toronto	3-2	123-95	20-11-4	77	3/29	Montreal	5-2	287-202	45-21-11
36	12/26	@ NY Rangers	3-8	126-103	20-12-4	78	4/1	@ Washington	1-2	288-204	45-22-11
37	12/28	Hartford	4-2	130-105	21-12-4	79	4/2	NY Rangers	2-4	290-208	45-23-11
38	1/1	@ Ottawa	7-1	137-106	22-12-4	80	4/6	@ Pittsburgh	1-3	291-211	45-24-11
39	1/4	NY Islanders	6-3	143-109	23-12-4	81	4/8	Pittsburgh	7-2	298-213	46-24-11
40	1/7	Florida	4-1	147-110	24-12-4	82	4/10	@ Florida	2-2*	300-215	46-24-12
41	1/9	Washington	0-4	147-114	24-13-4	83	4/12	@ Philadelphia	2-4	302-219	46-25-12
42	1/12	@ Montreal	2-3	149-117	24-14-4	84	4/14	Ottawa	4-1	306-220	47-25-12

*Denotes overtime

#Denotes Neutral Site Games:

10/31 @ Halifax, N.S.; 3/27 @ Minneapolis, MN.

(22-18-8, 52 pts., 2nd Place, Atlantic Division)

SCORING

Player	GP	G	A	PTS	PIM	+/−	PP	GW	Player	GP	G	A	PTS	PIM	+/−	PP	GW
Stephane Richer	45	23	16	39	10	8	1	5	Shawn Chambers	21	2	5	7	6	2	1	0
John MacLean	46	17	12	29	32	13	2	0	Corey Millen	17	2	3	5	8	2	0	0
Neal Broten	30	8	20	28	20	9	2	3	Jim Dowd	10	1	4	5	0	5	−1	0
Bill Guerin	48	12	13	25	72	6	4	3	Valeri Zelepukin	4	1	2	3	6	3	0	0
Scott Stevens	48	2	20	22	56	4	1	1	Danton Cole	12	1	2	3	8	E	0	0
Bobby Holik	48	10	10	20	18	9	0	2	Ken Daneyko	25	1	2	3	54	4	0	0
Claude Lemieux	45	6	13	19	86	2	1	1	Chris McAlpine	24	0	3	3	17	4	0	0
Scott Niedermayer	48	4	15	19	18	19	4	0	Martin Brodeur	40	2	2	2	2	−	0	0
Tom Chorske	42	10	8	18	16	4	−	0	Viacheslav Fetisov	4	0	1	1	0	2	−	0
Brian Rolston	40	7	11	18	17	5	2	3	David Emma	6	0	1	1	0	2	−	0
Bob Carpenter	41	5	11	16	19	1	−	0	Kevin Dean	17	0	1	1	4	6	0	0
Bruce Driver	41	4	12	16	18	1	−	1	Jason Smith	2	0	0	0	0	3	−	0
Tommy Albain	48	5	10	15	20	9	2	0	Ben Hankinson	8	0	0	0	7	6	−	0
Sergei Brylin	26	6	8	14	8	12	0	0	Reid Simpson	9	0	0	0	27	1	0	0
Randy McKay	33	5	7	12	44	10	0	0	Jaroslav Modry	11	0	0	0	0	1	−	0
Mike Peluso	46	2	9	11	167	5	0	1	Chris Terreri	15	0	0	0	0	−	0	0
Alexander Semak	19	2	6	8	13	4	−	0									

GOALTENDERS

	GP	MIN	GA	EN	SO	AVG	W	L	T	SA	SAV%
Martin Brodeur	40	2184	89	1	3	2.45	19	11	6	908	.902
Chris Terreri	15	734	31	0	0	2.53	3	7	2	309	.900

RESULTS

GM#	Date	Opponent	Score	GF-GA	Record	GM#	Date	Opponent	Score	GF-GA	Record
1	1/22	@Hartford	2-2*	2-2	0-0-1	25	3/14	Ottawa	4-2	69-68	10-11-4
2	1/25	@Buffalo	1-2	3-4	0-1-1	26	3/16	Hartford	2-2*	71-70	10-11-5
3	1/26	@Boston	0-1*	3-5	0-2-1	27	3/18	Tampa Bay	1-2	72-72	10-12-5
4	1/28	@Montreal	1-5	4-10	0-3-1	28	3/19	Boston	4-3*	76-75	11-12-5
5	1/31	Buffalo	2-1	6-11	1-3-1	29	3/22	@ NY Rangers	5-2	81-77	12-12-5
6	2/2	Quebec	5-4	11-15	2-3-1	30	3/24	@ Pittsburgh	2-5	83-82	12-13-5
7	2/4	@Quebec	0-2	11-17	2-4-1	31	3/26	@ NY Islanders	5-5*	88-87	12-13-6
8	2/5	Pittsburgh	3-3*	14-20	2-4-2	32	3/29	@ Ottawa	4-2	92-89	13-13-6
9	2/9	NY Rangers	4-1	18-21	3-4-2	33	3/30	@ Philadelphia	4-3	96-92	14-13-6
10	2/11	Philadelphia	1-3	19-24	3-5-2	34	4/1	Montreal	4-1	100-93	15-13-6
11	2/12	@Florida	4-2	23-26	4-5-2	35	4/4	Tampa Bay	1-1*	101-94	15-13-7
12	2/15	Washington	4-2	27-28	5-5-2	36	4/5	@ Ottawa	2-0	103-94	16-13-7
13	2/17	NY Islanders	2-2*	29-30	5-5-3	37	4/9	NY Rangers	2-0	105-94	17-13-7
14	2/18	@ NY Islanders	2-3	31-33	5-6-3	38	4/10	@ Montreal	1-2	106-96	17-14-7
15	2/20	@ Washington	2-0	33-33	6-6-3	39	4/12	@ Washington	2-1	108-97	18-14-7
16	2/23	Boston	2-3	35-36	6-7-3	40	4/14	NY Islanders	6-3	114-100	19-14-7
17	2/25	Washington	3-3*	38-39	6-7-4	41	4/16	Hartford	3-2	117-102	20-14-7
18	2/27	Montreal	6-1	44-40	7-7-4	42	4/18	@ Tampa Bay	2-3	119-105	20-15-7
19	3/2	@Boston	2-7	46-47	7-8-4	43	4/20	@ Florida	0-1	119-106	20-16-7
20	3/4	Florida	6-1	52-48	8-8-4	44	4/22	Philadelphia	3-4*	122-110	20-17-7
21	3/6	@Quebec	3-6	55-54	8-9-4	45	4/26	Pittsburgh	3-3*	125-113	20-17-8
22	3/8	@ NY Rangers	4-6	59-60	8-10-4	46	4/28	Florida	3-1	128-114	21-17-8
23	3/10	@ Tampa Bay	3-2	62-62	9-10-4	47	4/30	Quebec	4-2	132-116	22-17-8
24	3/12	@ Philadelphia	3-4	65-66	9-11-4	48	5/3	@ Buffalo	4-5	136-121	22-18-8

*Denotes overtime

1994-95 STANLEY CUP CHAMPIONSHIP NOTES

- The Devils' .542 regular-season winning percentage was the lowest for a Stanley Cup Champion since Toronto went 32-27-11 (.536) in 1966-67.
- The club started all of its playoff series on the road; no other champion had accomplished that feat since the 16-team playoff format was introduced in 1979-80. The 1966-67 Maple Leafs were the last team to start all of their playoff series on the road. In 1966-67, just four clubs qualified for the playoffs, and there were just two rounds.
- New Jersey went 10-1 on the road in the playoffs. The 10 wins are an NHL record (since tied).
- The Devils became the sixth NHL club to win a championship in their first Stanley Cup Finals appearance, and the first ever to sweep.

(37-33-12, 86 pts., 6th Place, Atlantic Division)

SCORING

Player	GP	G	A	PTS	PIM	+/-	PP	GW	Player	GP	G	A	PTS	PIM	+/-	PP	GW
Steve Thomas	81	26	35	61	98	2-	6	6	Bob Carpenter	52	5	5	10	14	10-	0	0
Bill Guerin	80	23	30	53	116	7	8	6	Steve Sullivan	16	5	4	9	8	3	2	1
John MacLean	76	20	28	48	91	3	3	3	Sergei Brylin	50	4	5	9	26	2-	0	1
Petr Sykora	63	18	24	42	32	7	8	3	Ken Daneyko	80	2	4	6	115	10-	0	0
Scott Niedermayer	79	8	25	33	46	5	6	0	Reid Simpson	23	1	5	6	79	2	0	0
Stephane Richer	73	20	12	32	30	8-	3	3	Kevin Dean	41	0	6	6	28	4	0	0
Bobby Holik	63	13	17	30	58	9	1	1	Denis Pederson	10	3	1	4	0	1-	1	2
Scott Stevens	82	5	23	28	100	7	2	1	Scott Pellerin	6	2	1	3	0	1	0	0
Brian Rolston	58	13	11	24	8	9	3	4	Ricard Persson	12	2	1	3	8	5	1	0
Neal Broten	55	7	16	23	14	3-	1	1	Jason Smith	64	2	1	3	96	5	0	0
Shawn Chambers	64	2	21	23	18	1	2	1	Esa Tikkanen	9	0	2	2	4	6-	0	0
Randy McKay	76	11	10	21	145	7	3	3	Jocelyn Lemieux	18	0	1	1	4	7-	0	0
Phil Housley	22	1	15	16	8	4-	0	0	Martin Brodeur	77	0	1	1	6	-	0	0
Valeri Zelepukin	61	6	9	15	107	10-	3	1	Patrik Elias	1	0	0	0	0	1-	0	0
Dave Andreychuk	15	8	5	13	10	2	2	0	Chris Terreri	4	0	0	0	0	-	0	0
Jim Dowd	28	4	9	13	17	1-	0	0	Cale Hulse	8	0	0	0	15	2-	0	0
Tommy Albelin	53	1	12	13	14	E	0	0	Corey Schwab	10	0	0	0	31	-	0	0
Mike Peluso	57	3	8	11	146	4	0	0									

GOALTENDERS

	GP	MIN	GA	EN	SO	AVG	W	L	T	SA	SAV%
Corey Schwab	10	331	12	0	0	2.18	0	3	0	119	.899
Martin Brodeur	77	4433	173	8	6	2.34	34	30	12	1954	.911
Chris Terreri	4	210	9	0	0	2.57	3	0	0	92	.902

RESULTS

GM#	Date	Opponent	Score	GF-GA	Record	GM#	Date	Opponent	Score	GF-GA	Record
1	10/7	Florida	4-0	4-0	1-0-0	42	1/11	San Jose	1-2	105-106	18-20-4
2	10/12	Winnipeg	4-1	8-1	2-0-0	43	1/13	@ Boston	2-3	107-109	18-21-4
3	10/14	@ Montreal	4-1	12-2	3-0-0	44	1/14	Dallas	7-2	114-111	19-21-4
4	10/15	@ Buffalo	4-3	16-5	4-0-0	45	1/16	Boston	2-4	116-115	19-22-4
5	10/17	Edmonton	1-3	17-8	4-1-0	46	1/23	Los Angeles	3-1	119-116	20-22-4
6	10/19	Detroit	4-2	21-10	5-1-0	47	1/25	Washington	3-1	122-117	21-22-4
7	10/21	Ottawa	4-1	25-11	6-1-0	48	1/27	@ Hartford	4-4*	126-121	21-22-5
8	10/25	Vancouver	2-4	27-15	6-2-0	49	1/30	@ Vancouver	3-2*	129-123	22-22-5
9	10/28	Pittsburgh	3-5	30-20	6-3-0	50	2/1	@ Calgary	1-1*	130-124	22-22-6
10	10/31	@ Edmonton	1-2	31-22	6-4-0	51	2/3	@ Ottawa	3-2*	133-126	23-22-6
11	11/2	@ San Jose	3-3*	34-25	6-4-1	52	2/7	Pittsburgh	1-1*	134-127	23-22-7
12	11/4	@ Los Angeles	4-2	38-27	7-4-1	53	2/10	NY Rangers	3-0	137-127	24-22-7
13	11/5	@ Anaheim	1-6	39-33	7-5-1	54	2/11	Anaheim	2-4	139-131	24-23-7
14	11/8	Calgary	1-2	40-35	7-6-1	55	2/16	@ Buffalo	2-2*	141-133	24-23-8
15	11/11	Philadelphia	4-2	44-37	8-6-1	56	2/18	Washington	3-0	144-133	25-23-8
16	11/12	@ Philadelphia	3-2	47-39	9-6-1	57	2/19	@ Philadelphia	1-4	145-137	25-24-8
17	11/14	Hartford	1-0	48-39	10-6-1	58	2/21	Florida	1-4	146-141	25-25-8
18	11/16	@ Boston	2-2*	50-41	10-6-2	59	2/23	Montreal	6-5	152-146	26-25-8
19	11/18	Buffalo	4-5	54-46	10-7-2	60	2/24	@ Washington	2-1	154-147	27-25-8
20	11/21	@ Florida	3-4	57-50	10-8-2	61	3/1	NY Islanders	6-2	160-149	28-25-8
21	11/22	@ Tampa Bay	1-3	58-53	10-9-2	62	3/2	@ Ottawa	4-1	164-150	29-25-8
22	11/25	@ Dallas	0-2	58-55	10-10-2	63	3/4	@ NY Rangers	2-2*	166-152	29-25-9
23	11/27	@ NY Rangers	1-1*	59-56	10-10-3	64	3/6	@ Toronto	2-2*	168-154	29-25-10
24	11/29	Colorado	4-3*	63-59	11-10-3	65	3/9	@ Pittsburgh	4-3*	172-157	30-25-10
25	12/1	Tampa Bay	5-1	68-60	12-10-3	66	3/10	@ Philadelphia	3-2*	175-159	31-25-10
26	12/2	@ NY Islanders	1-4	69-64	12-11-3	67	3/13	Montreal	1-1*	176-160	31-25-11
27	12/6	@ Montreal	2-4	71-68	12-12-3	68	3/15	Tampa Bay	5-0	181-160	32-25-11
28	12/7	Toronto	1-2	72-70	12-13-3	69	3/17	@ Florida	0-3	181-163	32-26-11
29	12/9	NY Islanders	4-2	76-72	13-13-3	70	3/20	Boston	1-2	182-165	32-27-11
30	12/11	Florida	1-2	77-74	13-14-3	71	3/22	Chicago	2-4	184-169	32-28-11
31	12/15	@ Detroit	1-3	78-77	13-15-3	72	3/23	@ NY Islanders	3-2*	187-171	33-28-11
32	12/16	Buffalo	2-3	80-80	13-16-3	73	3/26	@ Tampa Bay	6-4	193-175	34-28-11
33	12/19	Philadelphia	5-4*	85-84	14-16-3	74	3/28	@ St. Louis	4-4*	197-179	34-28-12
34	12/21	@ Tampa Bay	2-2*	87-86	14-16-4	75	3/30	@ Pittsburgh	1-2	198-181	34-29-12
35	12/23	@ Florida	1-2	88-88	14-17-4	76	4/2	@ NY Rangers	1-3	199-184	34-30-12
36	12/27	NY Islanders	3-5	93-91	15-17-4	77	4/4	Hartford	0-1	199-185	34-31-12
37	12/29	@ Winnipeg	5-3	96-96	15-18-4	78	4/6	@ Hartford	6-3	205-188	35-31-12
38	12/31	@ Chicago	0-5	96-101	15-19-4	79	4/7	NY Rangers	4-2	209-190	36-31-12
39	1/3	@ Colorado	1-0	97-101	16-19-4	80	4/10	Philadelphia	1-5	210-195	36-32-12
40	1/6	Washington	3-1	100-102	17-19-4	81	4/11	@ Washington	3-2	213-197	37-32-12
41	1/9	St. Louis	4-2	104-104	18-19-4	82	4/13	Ottawa	2-5	215-202	37-33-12

*Denotes overtime

(45-23-14, 104 pts., 1st Place, Atlantic Division)

SCORING

Player	GP	G	A	PTS	PIM	+/-	PP	GW	Player	GP	G	A	PTS	PIM	+/-	PP	GW
Bobby Holik	82	23	39	62	54	24	5	6	Dave Ellet	20	2	5	7	6	2	1	1
Dave Andreychuk	82	27	34	61	48	38	4	2	Kevin Dean	28	2	4	6	6	2	0	0
John MacLean	80	29	25	54	49	11	5	6	Patrik Elias	17	2	3	5	2	4	0	0
Bill Guerin	82	29	18	47	95	2	7	9	Sergei Brylin	29	2	2	4	20	13	0	0
Brian Rolston	81	18	27	45	20	6	2	3	Reid Simpson	27	0	4	4	60	E	0	0
Valeri Zelepukin	71	14	24	38	36	10	3	2	Martin Brodeur	67	0	4	4	8	-	0	0
Scott Niedermayer	81	5	30	35	64	4	3	3	Petr Sykora	19	1	2	3	4	8	0	0
Steve Thomas	57	15	19	34	46	9	1	2	Jason Smith	57	1	2	3	38	8	0	0
Denis Pederson	70	12	20	32	62	7	3	3	Peter Zezel	18	0	3	3	4	4	0	0
Randy McKay	77	9	18	27	109	15	0	2	Mike Peluso	20	0	2	2	68	E	0	0
Scott Stevens	79	5	19	24	70	26	0	1	Pascal Rheaume	2	1	0	1	0	1	0	0
Steve Sullivan	33	8	14	22	14	9	2	2	Neal Broten	3	0	1	1	0	1	0	0
Doug Gilmour	20	7	15	22	22	7	2	0	Krzysztof Oliwa	1	0	0	0	5	1	0	0
Shawn Chambers	73	4	17	21	19	17	1	0	Ricard Persson	1	0	0	0	0	E	0	0
Bob Carpenter	62	4	15	19	14	6	0	0	Vadim Sharifjanov	2	0	0	0	0	E	0	0
Lyle Odelein	79	3	13	16	110	16	1	2	Jeff Reese	3	0	0	0	0	-	0	0
Jay Pandolfo	46	6	8	14	6	1	0	1	Mike Dunham	26	0	0	0	2	-	0	0
Ken Daneyko	77	2	7	9	70	24	0	0									

GOALTENDERS

	GP	MIN	GA	EN	SO	AVG	W	L	T	SA	SAV%
Martin Brodeur	67	3838	120	5	10	1.88	37	14	13	1633	.927
Mike Dunham	26	1013	43	1	2	2.55	8	7	1	456	.906
Jeff Reese	3	139	13	0	0	5.61	0	2	0	65	.800

RESULTS

GM#	Date	Opponent	Score	GF-GA	Record	GM#	Date	Opponent	Score	GF-GA	Record
1	10/5	Detroit	3-1	3-1	1-0-0	42	1/12	@ NY Rangers	0-3	109-108	21-16-5
2	10/7	@ Philadelphia	1-3	4-4	1-1-0	43	1/14	Boston	4-2	113-110	22-16-5
3	10/12	Dallas	2-4	6-8	1-2-0	44	1/21	@ Los Angeles	4-1	117-111	23-16-5
4	10/15	Montreal	3-2	9-10	2-2-0	45	1/22	@ Anaheim	1-3	118-114	23-17-5
5	10/18	Ottawa	2-2*	11-12	2-2-1	46	1/24	@ San Jose	3-1	121-115	24-17-5
6	10/19	@ Hartford	2-6	13-18	2-3-1	47	1/29	Ottawa	1-1*	122-116	24-17-6
7	10/24	San Jose	3-1	16-19	3-3-1	48	1/31	Toronto	3-3*	125-119	24-17-7
8	10/26	@ Tampa Bay	4-1	20-20	4-3-1	49	2/1	@ Montreal	4-4*	129-123	24-17-8
9	10/29	@ Boston	2-5	22-25	4-4-1	50	2/5	NY Islanders	4-1	133-124	25-17-8
10	10/30	NY Rangers	1-6	23-31	4-5-1	51	2/7	Florida	2-2*	135-126	25-17-9
11	11/2	Tampa Bay	2-1	25-32	5-5-1	52	2/8	Philadelphia	4-2	139-128	26-17-9
12	11/6	@ Detroit	2-0	27-32	6-5-1	53	2/12	@ Hartford	3-2	142-130	27-17-9
13	11/7	@ Chicago	4-2	31-34	7-5-1	54	2/13	Hartford	4-0	146-130	28-17-9
14	11/9	NY Islanders	4-0	35-34	8-5-1	55	2/15	@ Montreal	4-1	150-131	29-17-9
15	11/12	Washington	3-2*	38-36	9-5-1	56	2/17	@ NY Rangers	2-2*	152-133	29-17-10
16	11/14	Vancouver	0-3	38-39	9-6-1	57	2/19	NY Rangers	1-1*	153-134	29-17-11
17	11/16	Tampa Bay	6-3	44-42	10-6-1	58	2/20	@ Florida	2-2*	155-136	29-17-12
18	11/19	@ Ottawa	2-1	46-43	11-6-1	59	2/22	@ Tampa Bay	1-3	156-139	29-18-12
19	11/22	Washington	1-5	47-48	11-7-1	60	2/26	@ NY Islanders	5-3	161-142	30-18-12
20	11/23	@ Washington	3-4	50-52	11-8-1	61	2/27	Buffalo	4-1	165-143	31-18-12
21	11/27	@ Dallas	3-2	53-54	12-8-1	62	3/1	Pittsburgh	6-3	171-146	32-18-12
22	11/28	@ Phoenix	3-4*	56-58	12-9-1	63	3/4	@ Pittsburgh	3-1	174-147	33-18-12
23	11/30	@ Colorado	1-2	57-60	12-10-1	64	3/5	@ Philadelphia	3-1	177-148	34-18-12
24	12/3	Florida	2-0	59-60	13-10-1	65	3/8	@ NY Islanders	1-5	178-153	34-19-12
25	12/5	Calgary	2-1	61-61	14-10-1	66	3/9	@ Buffalo	4-1	182-154	35-19-12
26	12/7	Phoenix	3-4*	64-65	14-11-1	67	3/11	Edmonton	6-1	188-155	36-19-12
27	12/10	@ Toronto	5-2	69-67	15-11-1	68	3/13	Hartford	6-0	194-155	37-19-12
28	12/12	@ Boston	7-4	76-71	16-11-1	69	3/15	Washington	3-2	197-157	38-19-12
29	12/14	Montreal	3-3*	79-74	16-11-2	70	3/17	Florida	1-4	198-161	38-20-12
30	12/16	@ Calgary	5-0	84-74	17-11-2	71	3/19	@ Washington	2-2*	200-163	38-20-13
31	12/18	@ Vancouver	2-1	86-75	18-11-2	72	3/22	@ Pittsburgh	3-2	203-165	39-20-13
32	12/20	@ Edmonton	3-2	89-77	19-11-2	73	3/25	Philadelphia	3-4	206-169	39-21-13
33	12/23	Buffalo	0-0*	89-77	19-11-3	74	3/27	NY Rangers	4-0	210-169	40-21-13
34	12/26	@ NY Islanders	1-4	90-81	19-12-3	75	3/30	Los Angeles	5-2	215-171	41-21-13
35	12/28	Anaheim	5-3	95-84	20-12-3	76	4/1	@ Washington	1-0	216-171	42-21-13
36	12/31	@ Buffalo	5-6	100-90	20-13-3	77	4/4	Tampa Bay	3-0	219-171	43-21-13
37	1/2	Pittsburgh	1-6	101-96	20-14-3	78	4/6	@ St. Louis	2-0	221-171	44-21-13
38	1/3	@ Ottawa	1-0	102-96	21-14-3	79	4/8	@ Tampa Bay	2-2*	223-173	44-21-14
39	1/5	St. Louis	3-5	105-101	21-15-3	80	4/9	@ Florida	2-4	225-177	44-22-14
40	1/8	Colorado	1-1*	106-102	21-15-4	81	4/11	Boston	2-0	227-177	45-22-14
41	1/10	Chicago	3-3*	109-105	21-15-5	82	4/13	@ Philadelphia	4-5	231-182	45-23-14

*Denotes overtime

(48-23-11, 107 pts., 1st Place, Atlantic Division)

SCORING

Player	GP	G	A	PTS	PIM	+/-	PP	GW	Player	GP	G	A	PTS	PIM	+/-	PP	GW
Bobby Holik	82	29	36	65	100	23	8	8	Valeri Zelepukin	35	2	8	10	32	E	0	0
Scott Niedermayer	81	14	43	57	27	5	11	1	Brendan Morrison	11	5	4	9	0	3	0	1
Doug Gilmour	63	13	40	53	68	10	3	5	Kevin Dean	50	1	8	9	12	12	1	0
Randy McKay	74	24	24	48	86	30	8	5	Brad Bombardir	43	1	5	6	8	11	0	0
Dave Andreychuk	75	14	34	48	26	19	4	2	Sergei Brylin	18	2	3	5	0	4	0	0
Patrik Elias	74	18	19	37	28	18	5	6	Krzysztof Oliwa	73	2	3	5	295	3	0	2
Petr Sykora	58	16	20	36	22	E	3	4	Jay Pandolfo	23	1	3	4	4	-	0	0
Jason Arnott	35	5	10	15	21	8	-	3	Peter Zedel	5	0	3	3	0	2	0	0
Brian Rolston	76	16	14	30	16	7	0	1	Scott Daniels	26	0	3	3	102	1	0	0
Denis Pederson	80	15	13	28	97	6	-	7	Martin Brodeur	70	0	3	3	10	-	0	0
Scott Stevens	80	4	22	26	80	19	1	1	Vlastimil Kroupa	2	0	1	1	0	1	0	0
Steve Thomas	55	14	10	24	32	4	3	4	Mike Dunham	15	0	1	1	0	-	0	0
Lyle Odelein	79	4	19	23	171	11	1	0	Ken Daneyko	37	0	1	1	57	3	0	0
Doug Bodger	49	5	5	10	25	-	1	3	Rich Shulmistra	1	0	0	0	0	-	0	0
Bob Carpenter	66	9	9	18	22	4	-	0	Peter Sidorkiewicz	1	0	0	0	0	-	0	0
John MacLean	26	3	8	11	14	6	-	1	Sasha Lakovic	2	0	0	0	5	E	0	0
Bill Guerin	19	5	5	10	13	E	1	2	Reid Simpson	6	0	0	0	16	2	-	0
Sheldon Souray	60	3	7	10	85	18	0	1	Ken Sutton	13	0	0	0	6	1	0	0

GOALTENDERS

	GP	MIN	GA	EN	SO	AVG	W	L	T	SA	SAV%
Martin Brodeur	70	4128	130	4	10	1.89	43	17	8	1569	.917
Rich Shulmistra	1	62	2	0	0	1.94	0	1	0	30	.933
Mike Dunham	15	773	29	0	1	2.25	5	5	3	332	.913
Peter Sidorkiewicz	1	20	1	0	0	3.00	0	0	0	8	.875

RESULTS

GM#	Date	Opponent	Score	GF-GA	Record	GM#	Date	Opponent	Score	GF-GA	Record
1	10/3	@ Tampa Bay	4-3	4-3	1-0-0	42	1/7	Pittsburgh	3-1	127-87	27-13-2
2	10/4	@ Washington	1-4	5-7	1-1-0	43	1/9	Tampa Bay	4-1	131-88	28-13-2
3	10/8	Philadelphia	4-1	9-8	2-1-0	44	1/10	@ Pittsburgh	1-4	132-92	28-14-2
4	10/10	@ Carolina	1-2	10-10	2-2-0	45	1/12	@ Boston	1-1*	133-93	28-14-3
5	10/11	Buffalo	3-2	13-12	3-2-0	46	1/14	NY Rangers	4-1	137-94	29-14-3
6	10/17	@ Ottawa	2-4	15-16	3-3-0	47	1/20	Detroit	3-1	140-95	30-14-3
7	10/18	Tampa Bay	5-0	20-16	4-3-0	48	1/22	Pittsburgh	2-3	142-98	30-15-3
8	10/23	Montreal	2-1*	22-17	5-3-0	49	1/24	@ NY Rangers	3-3*	145-101	30-15-4
9	10/25	San Jose	3-4	25-21	5-4-0	50	1/25	@ Montreal	3-1	148-102	31-15-4
10	10/27	@ Philadelphia	5-0	30-21	6-4-0	51	1/28	Edmonton	1-1*	149-103	31-15-5
11	10/30	Vancouver	8-1	38-22	7-4-0	52	1/30	@ Vancouver	1-3	150-106	31-16-5
12	11/1	Washington	3-1	41-23	8-4-0	53	1/31	@ Calgary	2-2*	152-108	31-16-6
13	11/4	Los Angeles	0-3	41-26	8-5-0	54	2/2	@ Ottawa	1-0	153-108	32-16-6
14	11/5	@ Florida	4-2	45-28	9-5-0	55	2/4	Ottawa	2-0	155-108	33-16-6
15	11/8	Boston	2-0	47-28	10-5-0	56	2/7	@ NY Islanders	3-2	158-110	34-16-6
16	11/10	@ NY Islanders	3-1	50-29	11-5-0	57	2/25	@ Florida	3-2	161-112	35-16-6
17	11/12	@ NY Rangers	3-2	53-31	12-5-0	58	2/26	@ Tampa Bay	4-1	165-113	36-16-6
18	11/14	Colorado	4-1	57-32	13-5-0	59	2/28	Carolina	4-3	169-116	37-16-6
19	11/15	@ Buffalo	3-2	60-34	14-5-0	60	3/2	Philadelphia	4-3	173-119	38-16-6
20	11/18	Calgary	2-1	62-35	15-5-0	61	3/5	Boston	1-1*	174-120	38-16-7
21	11/20	NY Islanders	5-1	67-36	16-5-0	62	3/7	NY Rangers	6-3	180-123	39-16-7
22	11/22	Florida	1-2*	68-38	16-6-0	63	3/9	@ NY Rangers	2-2*	182-125	39-16-8
23	11/26	@ Anaheim	0-2	68-40	16-7-0	64	3/10	@ Philadelphia	2-2*	184-127	39-16-9
24	11/28	@ San Jose	4-2	72-42	17-7-0	65	3/12	@ Carolina	2-0	186-127	40-16-9
25	11/29	@ Los Angeles	1-4	73-46	17-8-0	66	3/14	@ Montreal	2-4	188-131	40-17-9
26	12/2	St Louis	1-3	74-49	17-9-0	67	3/18	Anaheim	3-0	191-131	41-17-9
27	12/4	@ Pittsburgh	4-0	78-49	18-9-0	68	3/20	@ Washington	0-2	191-133	41-18-9
28	12/6	Tampa Bay	4-2	82-51	19-9-0	69	3/21	Washington	3-2	194-135	42-18-9
29	12/10	Edmonton	4-2	86-53	20-9-0	70	3/24	Philadelphia	3-2	197-137	43-18-9
30	12/12	Montreal	5-2	91-55	21-9-0	71	3/26	@ Colorado	2-0	199-137	44-18-9
31	12/13	@ Toronto	3-0	94-55	22-9-0	72	3/28	@ Phoenix	3-0	202-137	45-18-9
32	12/16	NY Rangers	4-3	98-58	23-9-0	73	3/29	@ Dallas	1-3	203-140	45-19-9
33	12/18	@ St. Louis	4-4*	102-62	23-9-1	74	4/1	Carolina	0-4	203-144	45-20-9
34	12/19	@ Detroit	4-5	106-67	23-10-1	75	4/3	Ottawa	2-3	205-147	45-21-9
35	12/23	@ Washington	1-1*	107-68	23-10-2	76	4/5	Phoenix	3-2	208-149	46-21-9
36	12/26	NY Islanders	4-3	111-71	24-10-2	77	4/8	@ NY Islanders	2-3	210-152	46-22-9
37	12/29	@ Buffalo	3-1	114-72	25-10-2	78	4/11	@ Boston	3-2	213-154	47-22-9
38	12/30	Chicago	2-6	116-78	25-11-2	79	4/12	Florida	5-5*	218-159	47-22-10
39	1/1	@ Florida	1-2*	117-80	25-12-2	80	4/15	Buffalo	5-4*	223-163	48-22-10
40	1/3	Toronto	4-2	121-82	26-12-2	81	4/16	@ Chicago	1-1*	224-164	48-22-11
41	1/5	Dallas	3-4*	124-86	26-13-2	82	4/18	NY Islanders	1-2	225-166	48-23-11

*Denotes overtime

(47-24-11, 105 pts., 1st Place, Atlantic Division)

SCORING

Player	GP	G	A	PTS	PIM	+/-	PP	GW	Player	GP	G	A	PTS	PIM	+/-	PP	GW
Petr Sykora	80	29	43	72	22	16	15	7	Krzysztof Oliwa	64	5	7	12	240	4	0	1
Bobby Holik	78	27	37	64	119	16	5	8	Kevin Dean	62	1	10	11	22	4	1	0
Brian Rolston	82	24	33	57	14	11	5	3	Ken Daneyko	82	2	9	11	63	27	0	0
Jason Arnott	74	27	27	54	79	10	8	3	Bob Carpenter	56	2	8	10	36	3-	0	0
Patrik Elias	74	17	33	50	34	19	3	2	Brad Bombardir	56	1	7	8	16	4-	0	0
Scott Niedermayer	72	11	35	46	26	16	1	3	Sheldon Souray	70	1	7	8	110	5	0	0
Brendan Morrison	76	13	33	46	18	4-	5	2	Sergei Nemchinov	10	4	0	4	6	4	1	1
Randy McKay	70	17	20	37	143	10	3	5	Martin Brodeur	70	0	4	4	4	-	0	0
Lyle Odelein	70	5	26	31	114	6	1	0	Sasha Lakovic	16	0	3	3	59	E	0	0
Dave Andreychuk	52	15	13	28	20	1	4	3	John Madden	4	0	1	1	0	2-	0	0
Vadim Sharifjanov	53	11	16	27	28	11	1	2	Ken Sutton	5	1	0	1	0	1	0	0
Jay Pandolfo	70	14	13	27	10	3	1	4	Chris Terreri	12	0	1	1	0	-	0	0
Scott Stevens	75	5	22	27	64	29	0	1	Scott Daniels	1	0	0	0	0	E	0	0
Denis Pederson	76	11	12	23	66	10-	3	1	Bryan Muir	1	0	0	0	0	E	0	0
Sergei Brylin	47	5	10	15	28	8	3	1									

GOALTENDERS

	GP	MIN	GA	EN	SO	AVG	W	L	T	SA	SAV%
Martin Brodeur	70	4239	162	4	4	2.29	39	21	10	1728	.906
Chris Terreri	12	30	726	1	0	2.48	8	3	1	294	.898

RESULTS

GM#	Date	Opponent	Score	GF-GA	Record	GM#	Date	Opponent	Score	GF-GA	Record
1	10/10	@ Chicago	1-2	1-2	0-1-0	42	1/18	@ San Jose	1-3	122-111	23-14-5
2	10/14	Pittsburgh	1-3	2-5	0-2-0	43	1/20	@ Anaheim	4-3	126-114	24-14-5
3	10/16	@ NY Rangers	2-1	4-6	1-2-0	44	1/21	@ Los Angeles	3-2	129-116	25-14-5
4	10/17	Edmonton	2-4	6-10	1-3-0	45	1/26	Ottawa	4-1	133-117	26-14-5
5	10/22	@ Philadelphia	3-2	9-12	2-3-0	46	1/28	@ Boston	2-0	135-117	27-14-5
6	10/24	Boston	3-1	12-13	3-3-0	47	1/30	Nashville	2-3*	137-120	27-15-5
7	10/28	Los Angeles	0-4	12-17	3-4-0	48	2/1	Detroit	2-2*	139-122	27-15-6
8	10/29	@ NY Islanders	2-1	14-18	4-4-0	49	2/3	@ Carolina	4-1	143-123	28-15-6
9	10/31	Florida	3-1	17-19	5-4-0	50	2/4	@ St Louis	2-0	145-123	29-15-6
10	11/3	NY Rangers	3-1	20-20	6-4-0	51	2/6	Toronto	2-3	147-126	29-16-6
11	11/7	@ Florida	4-3	24-23	7-4-0	52	2/9	Vancouver	3-4	150-130	29-17-6
12	11/8	@ Tampa Bay	1-3	25-26	7-5-0	53	2/12	Washington	2-3	152-133	29-18-6
13	11/11	Montreal	3-0	28-26	8-5-0	54	2/13	Carolina	6-4	158-137	30-18-6
14	11/13	Pittsburgh	4-3	32-29	9-5-0	55	2/15	Toronto	3-3*	161-140	30-18-7
15	11/14	@ Philadelphia	1-6	33-35	9-6-0	56	2/17	Tampa Bay	7-1	168-141	31-18-7
16	11/19	Carolina	3-2*	36-37	10-6-0	57	2/19	@ Detroit	1-3	169-144	31-19-7
17	11/21	Florida	3-3*	39-40	10-6-1	58	2/20	NY Islanders	2-3	171-147	31-20-7
18	11/22	@ Carolina	5-2	44-42	11-6-1	59	2/22	@ Tampa Bay	3-2	174-149	32-20-7
19	11/25	@ Dallas	5-2	49-44	12-6-1	60	2/25	@ Boston	3-3*	177-152	32-20-8
20	11/26	@ Phoenix	2-3	51-47	12-7-1	61	2/28	Phoenix	4-1	181-153	33-20-8
21	11/28	@ Colorado	3-2	54-49	13-7-1	62	3/3	@ Toronto	5-2	186-155	34-20-8
22	12/1	@ Washington	4-0	58-49	14-7-1	63	3/5	Boston	1-4	187-159	34-21-8
23	12/4	Montreal	1-1*	59-50	14-7-2	64	3/7	@ NY Islanders	4-2	191-161	35-21-8
24	12/5	@ NY Islanders	7-5	66-55	15-7-2	65	3/9	@ Pittsburgh	3-2	194-163	36-21-8
25	12/8	Philadelphia	5-5*	71-60	15-7-3	66	3/15	@ Vancouver	2-1	196-164	37-21-8
26	12/10	@ Philadelphia	5-4*	76-64	16-7-3	67	3/17	@ Edmonton	4-1	200-165	38-21-8
27	12/12	Colorado	5-3	81-67	17-7-3	68	3/20	@ Toronto	1-3	201-168	38-22-8
28	12/16	NY Rangers	6-3	87-70	18-7-3	69	3/23	Buffalo	1-1*	202-169	38-22-9
29	12/18	Calgary	2-5	89-75	18-8-3	70	3/25	Pittsburgh	5-3	207-172	39-22-9
30	12/19	@ Montreal	1-1*	90-76	18-8-4	71	3/27	Chicago	4-4*	211-176	39-22-10
31	12/23	St Louis	4-2	94-78	19-8-4	72	3/28	@ Florida	2-2*	213-178	39-22-11
32	12/26	Buffalo	0-2	94-80	19-9-4	73	3/31	Anaheim	7-1	220-179	40-22-11
33	12/28	@ Buffalo	7-4	101-84	20-9-4	74	4/3	@ Pittsburgh	4-2	224-181	41-22-11
34	12/30	@ Washington	3-2	104-86	21-9-4	75	4/4	NY Rangers	4-1	228-182	42-22-11
35	1/2	@ Ottawa	0-6	104-92	21-10-4	76	4/6	@ Carolina	2-4	230-186	42-22-11
36	1/5	San Jose	3-3*	107-95	21-10-5	77	4/8	Washington	1-0	231-186	43-23-11
37	1/6	@ NY Rangers	5-2	112-97	22-10-5	78	4/10	@ Montreal	6-2	237-188	44-23-11
38	1/9	Washington	2-3	114-100	22-11-5	79	4/12	NY Islanders	2-4	239-192	44-24-11
39	1/11	Ottawa	2-4	116-104	22-12-5	80	4/14	@ Buffalo	2-1	241-193	45-24-11
40	1/14	@ Tampa Bay	2-3	118-107	22-13-5	81	4/16	Philadelphia	3-2*	244-195	46-24-11
41	1/15	Tampa Bay	3-1	121-108	23-13-5	82	4/17	@ Nashville	4-1	248-196	47-24-11

*Denotes overtime

(45-24-8-5, 103 pts., 2nd Place, Atlantic Division)

SCORING

Player	GP	G	A	PTS	PIM	+/-	PP	GW	Player	GP	G	A	PTS	PIM	+/-	PP	GW
Patrik Elias	72	35	37	72	58	16	9	9	Sheldon Souray	52	0	8	8	70	6-	0	0
Scott Gomez	82	19	51	70	78	14	7	1	Vadim Sharifijanov	20	3	4	7	8	6-	0	0
Petr Sykora	79	25	43	68	26	24	5	4	Alexander Mogilny	12	3	6	4	4	4-	2	0
Jason Arnott	76	22	34	56	51	22	7	4	Denis Pederson	35	3	3	6	16	7-	0	0
Bobby Holik	79	23	23	46	106	7	7	4	Ken Daneyko	78	0	6	6	98	13	0	0
Randy McKay	67	16	23	39	80	8	3	4	Martin Brodeur	72	1	4	5	16	-	0	1
Claude Lemieux	70	17	21	38	86	3-	7	3	Vladimir Malakhov	17	1	4	5	19	1	1	1
Scott Niedermayer	71	7	31	38	48	19	1	0	Brian Rolston	11	3	1	4	0	2-	1	2
Brian Rafalski	75	5	27	32	28	21	1	1	Brad Bombardir	32	3	1	4	6	6-	0	0
Scott Stevens	78	8	21	29	103	30	0	1	Colin White	21	2	1	3	40	3	0	1
Brendan Morrison	44	5	21	26	8	8	2	1	Ken Sutton	6	0	2	2	2	2	0	0
Sergei Nemchinov	53	10	16	26	18	1	0	1	Deron Quint	4	1	0	1	2	2-	0	0
John Madden	74	16	9	25	6	7	0	3	Steve Kelly	1	0	0	0	0	E	0	0
Sergei Brylin	64	9	11	20	20	E	1	1	Willie Mitchell	2	0	0	0	0	1	0	0
Krzysztof Oliwa	69	6	10	16	184	2-	1	2	Eric Bertrand	4	0	0	0	0	1-	0	0
Lyle Odelein	57	1	15	16	104	10-	0	1	Chris Terreri	12	0	0	0	2	-	0	0
Jay Pandolfo	71	7	8	15	4	E	0	0									

GOALTENDERS

	GP	MIN	GA	EN	SO	AVG	W	L	T	SA	SAV%
Martin Brodeur	72	4312	161	3	6	2.24	43	20	8	1797	.910
Chris Terreri	12	649	37	2	0	3.42	2	9	0	299	.876

RESULTS

GM#	Date	Opponent	Score	GF-GA	Record	GM#	Date	Opponent	Score	GF-GA	Record
1	10/2	@ Atlanta	4-1	4-1	1-0-0	42	1/8	Phoenix	4-3	129-103	25-12-5
2	10/7	Pittsburgh	5-7	9-8	1-1-0	43	1/11	@ Tampa Bay	6-5	135-108	26-12-5
3	10/9	Tampa Bay	1-0	10-8	2-1-0	44	1/14	Washington	2-3*	137-111	26-13-5
4	10/11	@ Ottawa	2-2*	12-10	2-1-1	45	1/15	@ Philadelphia	4-1	141-112	27-13-5
5	10/13	Anaheim	3-2	15-12	3-1-1	46	1/17	Carolina	5-2	146-114	28-13-5
6	10/16	NY Islanders	4-1	19-13	4-1-1	47	1/19	Chicago	4-1	150-115	29-13-5
7	10/22	@ Dallas	1-2*	20-15	4-2-1	48	1/21	NY Islanders	4-0	154-115	30-13-5
8	10/23	@ St. Louis	1-3	21-18	4-3-1	49	1/26	@ Florida	3-2	157-117	31-13-5
9	10/27	St. Louis	2-1	23-19	5-3-1	50	1/28	@ Carolina	3-4*	160-121	31-14-5
10	10/29	@ Carolina	4-2	27-21	6-3-1	51	1/29	@ Detroit	1-3	161-124	31-15-5
11	10/30	@ Philadelphia	3-5	30-26	6-4-1	52	2/2	@ NY Rangers	3-1	164-125	32-15-5
12	11/3	Montreal	3-2	33-28	7-4-1	53	2/3	Nashville	4-1	168-126	33-15-5
13	11/4	@ Boston	1-3	34-31	7-5-1	54	2/8	@ NY Rangers	2-2*	170-128	33-15-6
14	11/6	Toronto	3-3*	37-34	7-5-2	55	2/9	NY Rangers	4-1	174-129	34-15-6
15	11/9	Philadelphia	2-1	39-35	8-5-2	56	2/13	San Jose	3-1	177-130	35-15-6
16	11/12	Atlanta	5-1	44-36	9-5-2	57	2/15	Philadelphia	4-2	181-132	36-15-6
17	11/13	@ Washington	2-4	46-40	9-6-2	58	2/17	Colorado	5-5*	186-137	36-15-7
18	11/17	Boston	2-2*	48-42	9-6-3	59	2/19	NY Islanders	2-4	188-141	36-16-7
19	11/20	Ottawa	3-1	51-43	10-6-3	60	2/21	@ Buffalo	2-3	190-144	36-17-7
20	11/24	@ Anaheim	2-1	53-44	11-6-3	61	2/24	@ Montreal	2-3*	192-147	36-18-7
21	11/25	@ Phoenix	2-4	55-48	11-7-3	62	2/25	Toronto	1-3	193-150	36-19-7
22	11/28	@ San Jose	3-4*	58-52	11-8-3	63	2/27	Montreal	3-0	196-150	37-19-7
23	12/1	NY Rangers	3-2	61-54	12-8-3	64	2/29	@ Nashville	2-1	198-151	38-19-7
24	12/3	Ottawa	7-4	68-58	13-8-3	65	3/2	@ Colorado	0-5	198-156	38-20-7
25	12/4	Calgary	2-4	70-62	13-9-3	66	3/4	@ Vancouver	2-4	200-160	38-21-7
26	12/7	Pittsburgh	2-1	72-63	14-9-3	67	3/5	@ Calgary	2-2*	202-162	38-21-8
27	12/9	@ Chicago	4-0	76-63	15-9-3	68	3/10	@ Atlanta	9-0	211-162	39-21-8
28	12/11	Edmonton	1-3	77-66	15-10-3	69	3/11	@ Washington	2-4	213-166	39-22-8
29	12/14	Los Angeles	7-1	84-67	16-10-3	70	3/13	@ Pittsburgh	3-2	216-168	40-22-8
30	12/16	@ Montreal	2-1	86-68	17-10-3	71	3/15	Dallas	2-3	218-171	40-23-8
31	12/18	Washington	5-4	91-72	18-10-3	72	3/17	Tampa Bay	1-3	219-174	40-24-8
32	12/19	@ NY Islanders	3-5	94-77	18-11-3	73	3/19	Florida	5-2	224-176	41-24-8
33	12/22	Philadelphia	3-2	97-79	19-11-3	74	3/21	Carolina	0-5	224-181	41-25-8
34	12/23	@ Toronto	1-4	98-83	19-12-3	75	3/24	@ NY Islanders	8-2	232-183	42-25-8
35	12/26	@ NY Rangers	3-3*	101-86	19-12-4	76	3/25	@ Toronto	3-5	235-188	42-26-8
36	12/27	Buffalo	4-1	105-87	20-12-4	77	3/28	@ Pittsburgh	2-3	237-191	42-27-8
37	12/29	Boston	5-4*	110-91	21-12-4	78	3/31	Atlanta	6-0	243-191	43-27-8
38	1/1	@ Boston	2-2*	112-93	21-12-5	79	4/2	@ Tampa Bay	4-1	247-192	44-27-8
39	1/3	@ Ottawa	4-3*	116-96	22-12-5	80	4/3	@ Florida	2-5	249-197	44-28-8
40	1/5	@ Pittsburgh	3-1	119-97	23-12-5	81	4/6	Buffalo	0-5	249-202	44-29-8
41	1/6	@ Buffalo	6-3	125-100	24-12-5	82	4/8	Florida	2-1*	251-203	45-29-8

*Denotes overtime

(48-19-12-3, 111pts., 1st Place, Atlantic Division)

SCORING

Player	GP	G	A	PTS	PIM	+/-	PP	GW	Player	GP	G	A	PTS	PIM	+/-	PP	GW
Patrik Elias	82	40	56	96	51	45	8	6	Pierre Dagenais	9	3	2	5	6	1	1	1
Alexander Mogilny	75	43	40	83	43	10	12	7	Mike Commodore	20	1	4	5	14	5	0	0
Petr Sykora	73	35	46	81	32	36	9	3	Bob Corkum	17	3	1	4	4	4	0	0
Scott Gomez	76	14	49	63	46	1-	2	4	Steve Kelly	24	2	2	4	21	E	0	0
Jason Arnott	54	21	34	55	75	23	8	3	Jim McKenzie	53	2	2	4	119	E	0	0
Sergei Brylin	75	23	29	52	24	25	3	0	Ken Daneyko	77	0	4	4	87	8	0	0
Brian Rafalski	78	9	43	52	26	36	6	1	Willie Mitchell	16	0	2	2	29	E	0	0
Bobby Holik	80	15	35	50	97	19	3	3	Jiri Bicek	5	1	0	1	4	E	0	0
Randy McKay	77	23	20	43	50	3	12	5	Ed Ward	4	0	1	1	6	2	0	0
John Madden	80	23	15	38	12	24	0	4	Sean O'Donnell	17	0	1	1	33	2	0	0
Scott Niedermayer	57	6	29	35	22	14	1	5	Martin Brodeur	72	0	1	1	14	-	0	0
Scott Stevens	81	9	23	31	71	40	3	2	Stanislav Gron	1	0	0	0	0	1	0	0
Sergei Nemchinov	65	8	22	30	16	11	1	2	Mike Jefferson	2	0	0	0	6	E	0	0
Turner Stevenson	69	8	18	26	97	11	2	1	John Vanbiesbrouck	4	0	0	0	0	-	0	0
Colin White	82	1	19	20	155	32	0	1	Chris Terreri	10	0	0	0	0	-	0	0
Jay Pandolfo	63	4	12	16	16	3	0	0	Sascha Goc	11	0	0	0	4	7	0	0
Ken Sutton	53	1	7	8	37	9	0	0									

GOALTENDERS

	GP	MIN	GA	EN	SO	AVG	W	L	T	SA	SAV%
John Vanbiesbrouck	4	240	6	0	1	1.50	4	0	0	93	.935
Martin Brodeur	72	4297	166	2	9	2.32	42	17	11	1762	.906
Chris Terreri	10	453	21	0	0	2.78	2	5	1	167	.874

RESULTS

GM#	Date	Opponent	Score	GF-GA	Record	GM#	Date	Opponent	Score	GF-GA	Record
1	10/6	Montreal	8-4	8-4	1-0-0	42	1/13	Toronto	4-4*	144-101	22-11-9
2	10/13	@ Ottawa	1-3	9-7	1-1-0	43	1/16	Boston	4-5	148-106	22-12-9
3	10/14	Anaheim	4-2	13-9	2-1-0	44	1/18	@ Philadelphia	7-1	155-107	23-12-9
4	10/17	@ Atlanta	3-3*	16-12	2-1-1	45	1/20	Atlanta	3-2	158-109	24-12-9
5	10/19	@ Washington	2-5	18-17	2-2-1	46	1/21	@ Minnesota	4-2	162-111	25-12-9
6	10/21	Tampa Bay	7-2	25-19	3-2-1	47	1/24	@ Dallas	4-1	166-112	26-12-9
7	10/25	@ Florida	2-1	27-20	4-2-1	48	1/25	@ St Louis	3-4*	169-116	26-13-9
8	10/27	@ Carolina	3-3*	30-23	4-2-2	49	1/27	@ Boston	3-4*	172-120	26-14-9
9	10/28	@ Pittsburgh	9-0	39-23	5-2-2	50	1/30	Detroit	3-1	175-121	27-14-9
10	10/30	Florida	6-5*	45-28	6-2-2	51	1/31	@ NY Islanders	2-3	177-124	27-15-9
11	11/1	Philadelphia	1-1*	46-29	6-2-3	52	2/6	@ Montreal	4-0	181-124	28-15-9
12	11/2	@ Toronto	3-5	49-34	6-3-3	53	2/8	@ Ottawa	4-4*	185-128	28-16-10
13	11/4	Los Angeles	1-2	50-36	6-4-3	54	2/10	@ Pittsburgh	4-5*	189-133	28-16-10
14	11/8	Nashville	3-4	53-40	6-5-3	55	2/11	@ NY Rangers	1-1*	190-134	28-16-11
15	11/10	Pittsburgh	2-4	55-44	6-6-3	56	2/14	Ottawa	2-3	192-137	28-17-11
16	11/11	Buffalo	0-4	55-48	6-7-3	57	2/16	Pittsburgh	4-4*	196-141	28-17-12
17	11/14	San Jose	2-3	57-51	6-8-3	58	2/17	@ Buffalo	1-5	197-146	28-18-12
18	11/16	@ Boston	3-2*	60-53	7-8-3	59	2/19	@ Toronto	2-0	199-146	29-18-12
19	11/18	Carolina	3-2*	63-55	8-8-3	60	2/22	Buffalo	0-1	199-147	29-19-12
20	11/22	@ Anaheim	5-2	68-57	9-8-3	61	2/23	@ Carolina	2-3	201-150	29-20-12
21	11/23	@ Los Angeles	6-1	74-58	10-8-3	62	2/26	Florida	5-3	206-153	30-20-12
22	11/25	@ San Jose	3-2	77-60	11-8-3	63	2/27	@ NY Islanders	4-1	210-154	31-20-12
23	11/29	NY Rangers	5-2	82-62	12-8-3	64	3/2	Carolina	7-3	217-157	32-20-12
24	12/1	NY Islanders	0-0*	82-62	12-8-3	65	3/4	Tampa Bay	6-0	223-157	33-20-12
25	12/3	@ NY Islanders	1-1*	83-63	12-8-5	66	3/6	Ottawa	3-2*	226-159	34-20-12
26	12/5	Colorado	6-1	89-64	13-8-5	67	3/8	Minnesota	6-2	232-161	35-20-12
27	12/7	@ Buffalo	2-5	91-69	13-9-5	68	3/10	@ Philadelphia	3-2	235-163	36-20-12
28	12/9	Washington	2-3	93-72	13-10-5	69	3/13	@ Colorado	6-3	241-166	37-20-12
29	12/11	Atlanta	4-0	97-72	14-10-5	70	3/14	@ Phoenix	3-2	244-168	38-20-12
30	12/15	Montreal	2-1	99-73	15-10-5	71	3/17	@ Edmonton	6-5*	250-173	39-20-12
31	12/16	@ Philadelphia	3-6	102-79	15-11-5	72	3/19	@ Calgary	4-2	254-175	40-20-12
32	12/20	Dallas	4-1	106-80	16-11-5	73	3/21	NY Rangers	4-0	258-175	41-20-12
33	12/22	@ Florida	2-0	108-80	17-11-5	74	3/23	Vancouver	4-0	262-175	42-20-12
34	12/23	@ Tampa Bay	5-1	113-81	18-11-5	75	3/25	Pittsburgh	2-4	264-179	42-21-12
35	12/27	Columbus	2-2*	115-83	18-11-6	76	3/27	@ Tampa Bay	7-1	271-180	43-21-12
36	12/29	Washington	4-2	119-85	19-11-6	77	3/28	@ Atlanta	4-2	275-182	44-21-12
37	12/31	@ Columbus	6-3	125-88	20-11-6	78	3/31	NY Rangers	3-4	278-186	44-22-12
38	1/2	Philadelphia	1-1*	126-89	20-11-7	79	4/2	Chicago	4-3	282-189	45-22-12
39	1/4	NY Islanders	4-2	130-91	21-11-7	80	4/3	@ Washington	6-4	288-193	46-22-12
40	1/6	@ NY Rangers	5-5*	135-96	21-11-8	81	4/6	Boston	5-2	293-195	47-22-12
41	1/10	Phoenix	5-1	140-97	22-11-8	82	4/7	@ Montreal	2-0	295-195	48-22-12

* Denotes overtime

(41-28-9-4, 95pts., 3rd Place, Atlantic Division)

SCORING

Player	GP	G	A	PTS	PIM	+/−	PP	GW	Player	GP	G	A	PTS	PIM	+/−	PP	GW
Patrik Elias	75	29	32	61	36	4	8	8	Jamie Langenbrunner	14	3	3	6	23	2	0	2
Bobby Holik	81	25	29	54	97	7	6	3	Pierre Dagenais	16	3	3	6	4	5	−1	1
Petr Sykora	73	21	27	48	44	12	4	4	Ken Daneyko	67	0	6	6	60	2	0	0
Scott Gomez	76	10	38	48	36	4	−1	1	Colin White	73	2	3	5	133	6	0	0
Brian Rafalski	76	7	40	47	18	15	2	4	Tommy Albelin	42	1	3	4	4	E	0	1
Sergei Brylin	76	16	28	44	10	21	5	3	Martin Brodeur	73	0	4	4	8	−	0	0
Jason Arnott	63	22	19	41	59	3	8	1	Bruce Gardiner	7	2	1	3	2	1	−	0
Scott Niedermayer	76	11	22	33	30	12	2	6	Stephane Richer	10	1	2	3	0	1	−	0
John Madden	82	15	8	23	25	6	0	2	Andrei Zyuzin	38	1	2	3	25	1	1	0
Scott Stevens	82	1	16	17	44	15	0	1	Turner Stevenson	21	0	2	2	25	3	−	0
Jay Pandolfo	65	4	10	14	15	12	0	0	Josef Boumedienne	1	0	1	1	2	1	−	0
Randy McKay	55	6	7	13	65	2	3	1	Joel Bouchard	1	0	1	1	0	1	0	0
Valeri Kamensky	30	4	8	12	18	2	−	0	Mike Commodore	37	0	1	1	30	12	−	0
Brian Gionta	33	4	7	11	8	10	0	0	Jiri Bicek	1	0	0	0	0	1	−	0
Joe Nieuwendyk	14	2	9	11	4	2	0	1	Scott Clemmensen	2	0	0	0	0	−	0	0
Sergei Nemchinov	68	5	10	10	10	9	−	0	Sascha Goc	2	0	0	0	0	2	−	0
Andreas Salomonsson	39	4	5	9	22	12	−	1	John Vanbiesbrouck	5	0	0	0	4	−	0	0
Christian Berglund	15	2	7	9	8	3	−	0	J.F. Dampousse	6	0	0	0	0	−	0	0
Jim McKenzie	67	3	5	8	123	E	1	0									

GOALTENDERS

	GP	MIN	GA	EN	SO	AVG	W	L	T	SA	SAV%
John Vanbiesbrouck	5	300	10	2	0	2.00	2	3	0	117	.915
Martin Brodeur	73	4347	156	5	4	2.15	38	26	9	1655	.906
J.F. Dampousse	6	294	12	1	0	2.45	1	3	0	115	.896
Scott Clemmensen	2	20	1	0	0	3.00	0	0	0	5	.800

RESULTS

GM#	Date	Opponent	Score	GF-GA	Record	GM#	Date	Opponent	Score	GF-GA	Record
1	10/6	@ Washington	1-6	1-6	0-1-0	42	1/9	Calgary	5-1	101-100	19-18-5
2	10/11	NY Islanders	4-6	5-12	0-2-0	43	1/10	@ Philadelphia	2-3	103-103	19-19-5
3	10/13	@ Montreal	1-3	6-15	0-3-0	44	1/12	@ Buffalo	1-2	104-105	19-20-5
4	10/17	@ NY Rangers	3-4*	9-19	0-4-0	45	1/15	Tampa Bay	4-5*	108-110	19-21-5
5	10/18	San Jose	6-1	15-20	1-4-0	46	1/17	NY Rangers	6-4	114-114	20-21-5
6	10/20	Ottawa	3-2	18-22	2-4-0	47	1/19	Carolina	3-3*	117-117	20-21-6
7	10/23	@ Ottawa	2-1	20-23	3-4-0	48	1/21	@ Tampa Bay	2-3	119-120	20-22-6
8	10/27	Buffalo	3-1	23-24	4-4-0	49	1/23	@ Florida	3-1	122-121	21-22-6
9	10/30	@ Boston	4-3*	27-27	5-4-0	50	1/24	@ Atlanta	2-4	124-125	21-23-6
10	11/1	Phoenix	5-2	32-29	6-4-0	51	1/26	@ Minnesota	2-2*	126-127	21-23-7
11	11/3	Boston	1-2	33-31	6-5-0	52	1/29	@ NY Islanders	3-1	129-128	22-23-7
12	11/7	Atlanta	3-2	36-33	7-5-0	53	1/30	Chicago	3-1	132-129	23-23-7
13	11/9	Toronto	3-2*	39-35	8-5-0	54	2/5	Montreal	0-1	132-130	23-24-7
14	11/10	@ Toronto	1-1*	40-36	8-5-1	55	2/7	Atlanta	3-3*	135-133	23-24-8
15	11/13	Pittsburgh	1-5	41-41	8-6-1	56	2/9	@ Pittsburgh	2-1*	137-134	24-24-8
16	11/15	@ Boston	4-5*	45-46	8-7-1	57	2/10	Buffalo	4-1	141-135	25-24-8
17	11/17	Philadelphia	1-3	46-49	8-8-1	58	2/12	@ Buffalo	2-2*	143-137	25-24-9
18	11/18	Colorado	0-2	46-51	8-9-1	59	2/26	@ NY Rangers	4-3	147-140	26-24-9
19	11/20	@ Philadelphia	3-3*	49-54	8-9-2	60	2/27	Philadelphia	0-1	147-141	26-25-9
20	11/23	@ Tampa Bay	0-2	49-56	8-10-2	61	3/1	Toronto	4-2	151-143	27-25-9
21	11/24	@ Florida	5-1	54-57	9-10-2	62	3/4	@ Colorado	0-2	151-145	27-26-9
22	11/27	@ Pittsburgh	0-6	54-63	9-11-2	63	3/5	@ Phoenix	1-4	152-149	27-27-9
23	11/30	@ Detroit	2-4	56-67	9-12-2	64	3/8	@ Anaheim	1-2	153-151	27-28-9
24	12/1	Detroit	4-1	60-68	10-12-2	65	3/10	@ Dallas	3-0	156-151	28-28-9
25	12/4	Tampa Bay	1-1*	61-69	10-12-3	66	3/13	NY Islanders	3-2	159-153	29-28-9
26	12/5	@ Montreal	2-1	63-70	11-12-3	67	3/16	NY Rangers	3-1	162-154	30-28-9
27	12/8	Washington	3-1	66-71	12-12-3	68	3/17	Vancouver	2-3*	164-157	30-29-9
28	12/10	@ Columbus	1-3	67-74	12-13-3	69	3/20	@ Chicago	3-1	167-158	31-29-9
29	12/12	NY Islanders	3-2*	70-76	13-13-3	70	3/21	@ Nashville	4-3	171-161	32-29-9
30	12/14	Florida	2-3	72-79	13-14-3	71	3/23	Carolina	2-4	173-165	32-30-9
31	12/15	@ Ottawa	2-0	74-79	14-14-3	72	3/25	Florida	3-1	176-166	33-30-9
32	12/19	@ NY Rangers	2-2*	76-81	14-14-4	73	3/27	@ Pittsburgh	4-3	180-169	34-30-9
33	12/20	Edmonton	3-3*	79-84	14-14-5	74	3/29	Washington	1-3	181-172	34-31-9
34	12/22	Ottawa	0-1	79-85	14-15-5	75	3/30	@ Toronto	3-1	184-173	35-31-9
35	12/26	Pittsburgh	4-0	83-85	15-15-5	76	4/1	@ NY Islanders	2-4	186-177	35-32-9
36	12/29	@ Vancouver	2-4	85-89	15-16-5	77	4/3	@ Carolina	3-2	189-179	36-32-9
37	12/30	@ Edmonton	2-1	87-90	16-16-5	78	4/5	@ Atlanta	3-1	192-180	37-32-9
38	1/1	St. Louis	2-1	89-91	17-16-5	79	4/7	Boston	3-2*	195-182	38-32-9
39	1/3	Nashville	3-4	92-95	17-17-5	80	4/10	Philadelphia	1-0	196-182	39-32-9
40	1/5	@ Carolina	2-1	94-96	18-17-5	81	4/12	Montreal	5-2	201-184	40-32-9
41	1/7	Los Angeles	2-3	96-99	18-18-5	82	4/13	@ Washington	4-3*	205-187	41-32-9

* Denotes overtime

(46-20-10-6, 108 pts., 1st Place, Atlantic Division)

SCORING

Player	GP	G	A	PTS	PIM	+/-	PP	GW	Player	GP	G	A	PTS	PIM	+/-	PP	GW
Patrik Elias	81	28	29	57	22	17	6	4	Jiri Bicek	44	5	6	11	25	7	1	1
Jamie Langenbrunner	78	22	33	55	65	17	5	5	Christian Berglund	38	4	5	9	20	3	0	0
Scott Gomez	80	13	42	55	48	17	2	4	Ken Daneyko	69	2	7	9	33	6	0	0
Jeff Friesen	81	23	28	51	26	23	3	4	Mike Rupp	26	5	3	8	21	E	2	3
Joe Nieuwendyk	80	17	28	45	56	10	3	4	Tommy Albain	37	1	6	7	6	10	0	0
John Madden	80	19	22	41	26	13	2	3	Pascal Rheaume	21	4	1	5	8	3	0	1
Brian Rafalski	79	3	37	40	14	18	2	0	Grant Marshall	10	1	3	4	7	3-	0	0
Scott Niedermayer	81	11	28	39	62	23	3	3	Steve Guolla	12	2	0	2	2	1	0	0
Brian Gionta	58	12	13	25	23	5	2	3	Mike Danton	17	2	0	2	35	E	0	0
Turner Stevenson	77	7	13	20	115	7	0	0	Richard Smehlik	12	0	2	2	0	1-	0	0
Scott Stevens	81	4	16	20	41	18	0	2	Andrei Zyuzin	1	0	1	1	2	1-	0	0
Sergei Brylin	52	11	8	19	16	2-	3	1	Craig Darby	3	0	1	1	0	1-	0	0
Jay Pandolfo	68	6	11	17	23	12	0	4	Raymond Giroux	11	0	1	1	6	2-	0	0
Oleg Tverdokavsky	50	5	8	13	22	2	2	1	Corey Schwab	11	0	0	0	0	-	0	0
Colin White	72	5	8	13	98	19	0	1	Martin Brodeur	73	0	0	0	10	-	0	0
Jim McKenzie	76	4	8	12	88	3	0	2									

GOALTENDERS

	GP	MIN	GA	EN	SO	AVG	W	L	T	SA	SAV%
Corey Schwab	11	614	15	0	1	1.47	5	3	1	223	.933
Martin Brodeur	73	4374	147	4	9	2.02	41	23	9	1706	.914

RESULTS

GM#	Date	Opponent	Score	GF-GA	Record	GM#	Date	Opponent	Score	GF-GA	Record
1	10/10	@ Ottawa	2-1	2-1	1-0-0	42	1/13	Florida	6-2	103-85	24-15-3
2	10/12	Columbus	3-2	5-3	2-0-0	43	1/15	NY Islanders	5-0	108-85	25-15-3
3	10/18	Nashville	3-2*	8-5	3-0-0	44	1/17	@ Carolina	2-1	110-86	26-15-3
4	10/19	@ Carolina	1-3	9-8	3-1-0	45	1/18	Carolina	5-2	115-88	27-15-3
5	10/23	@ Atlanta	2-1	11-9	4-1-0	46	1/22	@ San Jose	5-4*	120-92	28-15-3
6	10/25	@ Buffalo	2-1	13-10	5-1-0	47	1/24	@ Anaheim	3-1	123-93	29-15-3
7	10/26	Tampa Bay	5-1	18-11	6-1-0	48	1/25	@ Los Angeles	1-2*	124-95	29-16-3
8	10/29	Carolina	1-2	19-13	6-2-0	49	1/28	Detroit	1-0	125-95	30-16-3
9	11/2	Chicago	5-1	24-14	7-2-0	50	1/30	Philadelphia	5-1	130-96	31-16-3
10	11/5	Calgary	2-3	26-17	7-3-0	51	2/4	Buffalo	4-1	134-97	32-16-3
11	11/7	@ Philadelphia	1-0	27-17	8-3-0	52	2/5	@ Washington	4-1	138-98	33-16-3
12	11/9	Edmonton	3-6	30-23	8-4-0	53	2/7	Atlanta	2-4	140-102	33-17-3
13	11/12	Anaheim	3-2*	33-25	9-4-0	54	2/9	Minnesota	3-2	143-104	34-17-3
14	11/15	Montreal	5-1	38-26	10-4-0	55	2/11	@ Colorado	1-3	144-107	34-18-3
15	11/16	@ Montreal	1-3	39-29	10-5-0	56	2/12	@ Phoenix	3-0	147-107	35-18-3
16	11/19	Buffalo	4-3*	43-32	11-5-0	57	2/15	Pittsburgh	1-4	148-111	35-19-3
17	11/21	NY Rangers	4-4*	47-36	11-5-1	58	2/18	@ Philadelphia	2-2*	150-113	35-19-4
18	11/23	Tampa Bay	1-3	48-39	11-6-1	59	2/19	Ottawa	3-5	153-118	35-20-4
19	11/27	@ Detroit	2-3*	50-42	11-7-1	60	2/21	Boston	3-2	156-120	36-20-4
20	11/29	@ Nashville	2-1	52-43	12-7-1	61	2/23	@ Pittsburgh	4-3	160-123	37-20-4
21	11/30	@ St. Louis	5-4*	57-47	13-7-1	62	2/25	NY Rangers	3-3*	163-126	37-20-5
22	12/2	@ Philadelphia	1-0*	58-47	14-7-1	63	2/27	@ NY Islanders	3-3*	166-129	37-20-6
23	12/4	Vancouver	2-3*	60-50	14-8-1	64	3/1	Washington	2-1*	168-130	38-20-6
24	12/6	Pittsburgh	3-1	63-51	15-8-1	65	3/4	@ Minnesota	2-3	170-133	38-21-6
25	12/7	@ Toronto	0-1	63-52	15-9-1	66	3/5	@ Calgary	4-5*	174-138	38-22-6
26	12/10	St. Louis	2-0	65-52	16-9-1	67	3/8	@ NY Islanders	4-2	178-140	39-22-6
27	12/12	@ Columbus	2-4	67-56	16-10-1	68	3/11	Atlanta	2-3	180-143	39-23-6
28	12/14	@ Ottawa	3-4*	70-60	16-11-1	69	3/13	@ Boston	3-4	183-147	39-24-6
29	12/18	Ottawa	0-3	70-63	16-12-1	70	3/15	NY Rangers	3-1	186-148	40-24-6
30	12/19	@ Pittsburgh	3-1	73-64	17-12-1	71	3/17	Philadelphia	2-4	188-152	40-25-6
31	12/21	Dallas	5-3	78-67	18-12-1	72	3/18	@ Montreal	1-0	189-152	41-25-6
32	12/23	@ NY Rangers	2-2*	80-69	18-12-2	73	3/21	Pittsburgh	3-1	192-153	42-25-6
33	12/27	@ Washington	2-3	82-72	18-13-2	74	3/22	@ NY Islanders	4-2	196-155	43-25-6
34	12/28	Washington	2-1*	84-73	19-13-2	75	3/24	@ Florida	4-1	200-156	44-25-6
35	12/30	@ Boston	1-0	85-73	20-13-2	76	3/27	@ Tampa Bay	2-2*	202-158	44-25-7
36	1/1	Florida	1-2	86-75	20-14-2	77	3/28	@ Atlanta	1-1*	203-159	44-25-8
37	1/3	Toronto	2-0	88-75	21-14-2	78	3/30	NY Islanders	6-0	209-159	45-25-8
38	1/4	@ Toronto	1-2	89-77	21-15-2	79	4/1	Toronto	2-3*	211-162	45-26-8
39	1/7	Montreal	3-2	92-79	22-15-2	80	4/3	Boston	1-1*	212-163	45-26-9
40	1/10	@ Florida	2-1	94-80	23-15-2	81	4/4	@ NY Rangers	2-1	214-164	46-26-9
41	1/11	@ Tampa Bay	3-3*	97-83	23-15-3	82	4/6	@ Buffalo	2-2*	216-166	46-26-10

* Denotes overtime

(43-25-12-2, 100 pts., 2nd Place, Atlantic Division)

SCORING

Player	GP	G	A	PTS	PIM	+/-	PP	GW	Player	GP	G	A	PTS	PIM	+/-	PP	GW	
Patrik Elias	82	38	43	81	44	26	9	9	Igor Larionov	49	1	10	11	20	3	0	0	
Scott Gomez	80	14	56	70	70	18	3	1	Jan Hrdina	13	1	6	7	10	4	0	0	
Scott Niedermayer	81	14	40	54	44	20	9	3	Viktor Kozlov	11	2	4	6	2	E	0	0	
Jeff Friesen	81	17	20	37	26	8	5	4	Christian Berglund	23	2	3	5	4	4	0	0	
Brian Rafalski	69	6	30	36	24	6	2	1	Tommy Albelin	45	1	3	4	4	7	0	0	
John Madden	80	12	23	35	22	7	1	1	David Hale	65	0	4	4	72	12	0	0	
Sergei Brylin	82	14	19	33	20	10	7	1	Raymond Giroux	11	0	3	3	4	3	0	0	
Brian Gionta	75	21	8	29	36	19	0	8	Sean Brown	39	0	3	3	44	5	0	0	
Turner Stevenson	61	14	13	27	76	E	4	2	Rob Skrlac	8	1	0	1	22	1	0	1	
Jay Pandolfo	82	13	13	26	14	5	1	4	Corey Schwab	3	0	1	1	2	-	0	0	
Jamie Langenbrunner	53	10	16	26	43	9	1	2	Jiri Bicek	12	0	1	1	0	E	0	0	
Paul Martin	70	6	18	24	4	12	2	2	Aleksander Suglovov	1	0	0	0	0	E	0	0	
Grant Marshall	65	8	7	15	67	9	-	5	Craig Darby	2	0	0	0	0	1	-	0	0
Erik Rasmussen	69	7	6	13	41	5	0	0	Tuomas Pihlman	2	0	0	0	2	E	0	0	
Colin White	75	2	11	13	96	10	0	0	Scott Clemmensen	4	0	0	0	0	-	0	0	
Scott Stevens	38	3	9	12	22	3	1	1	Martin Brodeur	75	0	0	0	4	-	0	0	
Mike Rupp	51	6	5	11	41	1	-	1										

GOALTENDERS

	GP	MIN	GA	EN	SO	AVG	W	L	T	SA	SAV%
Corey Schwab	3	187	2	0	1	0.64	2	0	1	68	.971
Scott Clemmensen	4	238	4	0	2	1.01	3	1	0	84	.952
Martin Brodeur	75	4555	154	4	11	2.03	38	26	11	1845	.917

RESULTS

GM#	Date	Opponent	Score	GF-GA	Record	GM#	Date	Opponent	Score	GF-GA	Record
1	10/8	@ Boston	3-3*	3-3	0-0-1	42	1/13	Ottawa	0-4	97-78	21-12-9
2	10/11	@ Carolina	2-1	5-4	1-0-1	43	1/15	@ NY Rangers	3-3*	100-81	21-12-10
3	10/16	Toronto	2-2*	7-6	1-0-2	44	1/17	Washington	2-1*	102-82	22-12-10
4	10/18	Tampa Bay	2-3	9-9	1-1-2	45	1/20	@ Pittsburgh	3-0	105-82	23-12-10
5	10/22	Florida	1-2	10-11	1-2-2	46	1/21	Carolina	1-2	106-84	23-13-10
6	10/24	@ Pittsburgh	2-1	12-12	2-2-2	47	1/23	Montreal	2-0	108-84	24-13-10
7	10/25	Boston	2-5	14-17	2-3-2	48	1/25	Atlanta	3-2	111-86	25-13-10
8	10/28	@ NY Islanders	4-0	18-17	3-3-2	49	1/27	@ Columbus	4-3	115-89	26-13-10
9	10/30	Philadelphia	3-2	21-19	4-3-2	50	1/29	@ Detroit	2-5	117-94	26-14-10
10	11/1	Colorado	4-3	25-22	5-3-2	51	1/31	@ St. Louis	4-1	121-95	27-14-10
11	11/5	San Jose	3-2*	28-24	6-3-2	52	2/3	Ottawa	2-1	123-96	28-14-10
12	11/7	Toronto	1-1*	29-25	6-3-3	53	2/5	Vancouver	0-4	123-100	28-15-10
13	11/8	@ Ottawa	1-0	30-25	7-3-3	54	2/10	@ Philadelphia	1-4	124-104	28-16-10
14	11/12	@ Buffalo	2-2*	32-27	7-3-4	55	2/11	NY Rangers	1-3	125-107	28-17-10
15	11/13	Florida	3-1	35-28	8-3-4	56	2/14	Carolina	4-1	129-108	29-17-10
16	11/15	NY Rangers	5-0	40-28	9-3-4	57	2/15	Los Angeles	3-2*	132-110	30-17-10
17	11/19	Buffalo	4-1	44-29	10-3-4	58	2/17	Minnesota	4-4*	136-114	30-17-11
18	11/21	Pittsburgh	2-1*	46-30	11-3-4	59	2/19	@ Washington	1-3	137-117	30-18-11
19	11/25	@ Los Angeles	4-0	50-30	12-3-4	60	2/21	@ NY Rangers	7-3	144-120	31-18-11
20	11/26	@ Anaheim	3-3*	53-33	12-3-5	61	2/22	Calgary	3-1	147-121	32-18-11
21	11/28	@ Dallas	0-2	53-35	12-4-5	62	2/25	Buffalo	8-2	155-123	33-18-11
22	11/30	@ Colorado	1-1*	54-36	12-4-6	63	2/27	Atlanta	2-3	157-126	33-19-11
23	12/2	Phoenix	1-3	55-39	12-5-6	64	2/28	@ Toronto	0-3	157-129	33-20-11
24	12/4	Washington	3-0	58-39	13-5-6	65	3/1	@ Montreal	1-2	158-131	33-21-11
25	12/6	@ Ottawa	2-1	60-40	14-5-6	66	3/3	@ Florida	5-2	163-133	34-21-11
26	12/10	NY Islanders	1-0*	61-40	15-5-6	67	3/5	@ Tampa Bay	2-3*	165-136	34-22-11
27	12/12	Philadelphia	3-3*	64-43	15-5-7	68	3/6	@ Carolina	4-1	169-137	35-22-11
28	12/13	@ Philadelphia	2-0	66-43	16-5-7	69	3/9	Philadelphia	1-3	170-140	35-23-11
29	12/16	@ NY Islanders	4-5	70-48	16-6-7	70	3/11	Chicago	6-4	176-144	36-23-11
30	12/18	@ Atlanta	3-0	73-48	17-6-7	71	3/13	@ Philadelphia	1-2	177-146	36-24-11
31	12/19	@ Buffalo	5-2	78-50	18-6-7	72	3/15	@ NY Rangers	3-1	180-147	37-24-11
32	12/21	@ Chicago	2-2*	80-52	18-6-8	73	3/17	Pittsburgh	6-1	186-148	38-24-11
33	12/26	NY Islanders	3-4*	83-56	18-7-8	74	3/19	Montreal	1-1*	187-149	38-24-12
34	12/27	@ Pittsburgh	2-0	85-56	19-7-8	75	3/20	@ Montreal	2-3	189-152	38-25-12
35	12/29	@ NY Islanders	1-3	86-59	19-8-8	76	3/23	@ Florida	4-3*	193-155	39-25-12
36	1/1	@ Washington	2-2*	88-61	19-8-9	77	3/25	@ Tampa Bay	1-2	194-157	39-26-12
37	1/3	@ Nashville	2-3	90-64	19-9-9	78	3/26	@ Atlanta	5-0	199-157	40-26-12
38	1/5	Edmonton	3-2*	93-66	20-9-9	79	3/28	NY Islanders	3-2	202-159	41-26-12
39	1/7	Pittsburgh	2-4	95-70	20-10-9	80	3/30	NY Rangers	5-0	207-159	42-26-12
40	1/9	Tampa Bay	1-4	96-74	20-11-9	81	4/3	@ Boston	5-2	212-161	43-26-12
41	1/10	@ Toronto	1-0	97-74	21-11-9	82	4/4	Boston	1-3	213-164	43-27-12

* Denotes overtime

(46-27-9, 101 pts., 1st Place, Atlantic Division)

SCORING

Player	GP	G	A	PTS	PIM	+/-	PP	GW	Player	GP	G	A	PTS	PIM	+/-	PP	GW
Brian Gionta	82	48	41	89	46	18	24	10	Vladimir Malakhov	29	4	5	9	26	9	3	0
Scott Gomez	82	33	51	84	42	8	9	5	Brad Lukowich	18	1	7	8	8	3	0	0
Jamie Langenbrunner	80	19	34	53	74	1	8	1	Dan McGillis	27	0	6	6	36	5	0	0
Brian Rafalski	82	6	43	49	36	E	3	2	Tommy Albelin	36	0	6	6	2	4	0	0
Patrik Elias	38	16	29	45	20	11	6	3	David Hale	38	0	4	4	21	5	0	0
Sergei Brylin	82	15	22	37	46	4	4	3	Martin Brodeur	73	0	3	3	4	-	0	0
Paul Martin	80	5	32	37	32	1	3	0	Barry Tallackson	10	1	1	2	2	2	0	0
John Madden	82	16	20	36	36	7	0	0	Tuomas Pihlman	11	1	1	2	10	1	0	0
Zach Parise	81	14	18	32	28	1	2	5	Aleksander Suglobov	1	1	0	1	0	2	1	0
Alexander Mogilny	34	12	13	25	6	7	7	3	Jason Wiemer	16	1	0	1	38	1	0	0
Viktor Kozlov	69	12	13	25	16	E	2	1	Darren Langdon	14	0	1	1	22	3	0	0
Grant Marshall	76	8	17	25	70	18	4	3	Krzysztof Oliwa	3	0	0	0	0	2	0	0
Jay Pandolfo	82	10	10	20	16	2	0	0	Jason Ryznar	8	0	0	0	2	1	0	0
Colin White	73	3	14	17	91	2	1	1	Pascal Rheaume	12	0	0	0	4	6	0	0
Sean Brown	35	1	11	12	27	14	0	0	Scott Clemmensen	13	0	0	0	0	-	0	0
Richard Matvichuk	62	1	10	11	40	2	0	0	Ken Klee	18	0	0	0	14	3	0	0
Erik Rasmussen	67	5	5	10	32	4	1	0	Cam Janssen	47	0	0	0	91	3	0	0

GOALTENDERS

	GP	MIN	GA	EN	SO	AVG	W	L	OT	SA	SAV%
Martin Brodeur	73	4365	187	2	5	2.57	43	23	7	2105	.911
Scott Clemmensen	13	627	35	1	0	3.35	3	4	2	295	.881

RESULTS

GM#	Date	Opponent	Score	GF-GA	Record	GM#	Date	Opponent	Score	GF-GA	Record
1	10/5	Pittsburgh	5-1	5-1	1-0-0	42	1/7	@ Buffalo	3-2	123-133	19-18-5
2	10/7	@ Philadelphia	2-5	7-6	1-1-0	43	1/9	Philadelphia	3-0	126-133	20-18-5
3	10/8	NY Rangers	3-2*	10-8	2-1-0	44	1/13	Vancouver	3-0	129-133	21-18-5
4	10/13	@ NY Rangers	1-4	11-12	2-2-0	45	1/15	@ Chicago	3-2^	132-135	22-18-5
5	10/15	Carolina	1-6	12-18	2-3-0	46	1/17	@ St. Louis	5-3	137-138	23-18-5
6	10/18	Florida	4-3	16-21	3-3-0	47	1/19	@ Nashville	4-3^	141-141	24-18-5
7	10/20	@ Pittsburgh	6-3	22-24	4-3-0	48	1/21	NY Islanders	3-2^	144-143	25-18-5
8	10/22	@ Atlanta	3-4	25-28	4-4-0	49	1/22	@ NY Rangers	1-3	145-146	25-19-5
9	10/26	Tampa Bay	3-6	28-34	4-5-0	50	1/24	@ NY Islanders	4-0	149-146	26-19-5
10	10/28	Buffalo	3-2	31-36	5-5-0	51	1/26	@ Tampa Bay	0-1*	149-147	26-19-6
11	10/29	@ Boston	5-4^	36-40	6-5-0	52	1/27	@ Florida	0-4	149-151	26-20-6
12	11/1	Pittsburgh	3-4*	39-44	6-5-1	53	2/1	Ottawa	5-3	154-154	27-20-6
13	11/3	NY Rangers	2-4	41-48	6-6-1	54	2/3	Carolina	3-0	157-154	28-20-6
14	11/5	@ NY Rangers	2-3^	43-51	6-6-2	55	2/4	@ Toronto	2-4	159-158	28-21-6
15	11/8	NY Islanders	1-4	44-55	6-7-2	56	2/7	Tampa Bay	7-4	166-162	29-21-6
16	11/11	@ Washington	4-3	48-58	7-7-2	57	2/9	@ Boston	3-2*	169-164	30-21-6
17	11/12	Washington	3-2	51-60	8-7-2	58	2/11	NY Islanders	1-2	170-166	30-22-6
18	11/15	@ Buffalo	1-4	52-64	8-8-2	59	3/1	Philadelphia	2-1^	172-167	31-22-6
19	11/18	Montreal	5-3	57-67	9-8-2	60	3/2	@ NY Islanders	2-3^	174-170	31-22-7
20	11/19	@ Ottawa	4-5	61-72	9-9-2	61	3/4	NY Rangers	2-1	176-171	32-22-7
21	11/23	@ Florida	5-1	66-73	10-9-2	62	3/7	@ NY Islanders	1-2^	177-173	32-22-8
22	11/25	@ Tampa Bay	8-2	74-75	11-9-2	63	3/10	@ Washington	4-3^	181-176	33-22-8
23	11/29	Boston	3-2	77-77	12-9-2	64	3/11	@ Pittsburgh	3-6	184-182	33-23-8
24	11/30	@ Philadelphia	1-2	78-79	12-10-2	65	3/14	NY Islanders	1-6	185-188	33-24-8
25	12/3	Minnesota	3-2^	81-81	13-10-2	66	3/16	Pittsburgh	2-1	187-189	34-24-8
26	12/6	@ Detroit	2-5	83-86	13-11-2	67	3/19	Ottawa	0-4	187-193	34-25-8
27	12/7	Calgary	1-4	84-90	13-12-2	68	3/21	@ Philadelphia	1-2	188-195	34-26-8
28	12/9	Colorado	3-4^	87-94	13-12-3	69	3/23	@ Atlanta	5-6*	193-201	34-26-9
29	12/11	@ Columbus	2-3*	89-97	13-12-4	70	3/24	Boston	4-2	197-203	35-26-9
30	12/13	Edmonton	2-1^	91-98	14-12-4	71	3/26	Toronto	3-4	200-207	35-27-9
31	12/15	Atlanta	2-3*	93-101	14-12-5	72	3/28	@ Ottawa	3-2^	203-209	36-27-9
32	12/17	@ Carolina	1-4	94-105	14-13-5	73	3/30	Buffalo	3-1	206-210	37-27-9
33	12/20	@ NY Rangers	3-1	97-106	15-13-5	74	4/1	@ Philadelphia	4-1	210-211	38-27-9
34	12/21	@ NY Islanders	2-4	99-110	15-14-5	75	4/2	@ Pittsburgh	3-2*	213-213	39-27-9
35	12/23	Atlanta	0-1	99-111	15-15-5	76	4/5	Pittsburgh	6-4	219-217	40-27-9
36	12/26	@ Toronto	1-2	100-113	15-16-5	77	4/8	@ Montreal	3-2	222-219	41-27-9
37	12/28	Washington	7-2	107-115	16-16-5	78	4/9	NY Rangers	3-2	225-221	42-27-9
38	12/29	@ Pittsburgh	2-6	109-121	16-17-5	79	4/11	@ Carolina	4-3*	229-224	43-27-9
39	12/31	Toronto	3-6	112-127	16-18-5	80	4/13	Philadelphia	4-1	233-225	44-27-9
40	1/3	Florida	3-0	115-127	17-18-5	81	4/16	Philadelphia	5-1	238-226	45-27-9
41	1/5	Montreal	5-4	120-131	18-18-5	82	4/18	@ Montreal	4-3	242-229	46-27-9

* Denotes overtime

^ Denotes shootout

(49-24-9, 107 pts., 1st Place, Atlantic Division)

SCORING

Player	GP	G	A	PTS	PIM	+/-	PP	GW	Player	GP	G	A	PTS	PIM	+/-	PP	GW
Patrik Elias	75	21	48	69	38	1	8	5	Colin White	69	0	8	8	69	8-	0	0
Zach Parise	82	31	31	62	30	3-	9	7	Andy Greene	23	1	5	6	6	1-	1	0
Jamie Langenbrunner	82	23	37	60	64	9	12	7	David Clarkson	7	3	1	4	6	1-	2	1
Scott Gomez	72	13	47	60	42	7	4	1	Cam Janssen	48	1	0	1	114	2-	0	0
Brian Rafalski	82	8	47	55	34	4	3	4	Jim Fahey	13	0	1	1	2	E	0	0
Brian Gionta	62	25	20	45	36	3-	11	4	Alex Brooks	19	0	1	1	4	1-	0	0
Travis Zajac	80	17	25	42	16	1	6	2	David Hale	43	0	1	1	26	2	0	0
Sergei Brylin	82	16	24	40	35	5-	8	2	Martin Brodeur	78	0	1	1	12	-	0	0
John Madden	74	12	20	32	14	7-	0	1	Richard Matvichuk	1	0	0	0	0	1-	0	0
Jay Pandolfo	82	13	14	27	8	5-	0	1	Tuomas Pihlman	2	0	0	0	0	E	0	0
Paul Martin	82	3	23	26	18	9-	1	0	Barry Tallackson	3	0	0	0	0	1-	0	0
Brad Lukowich	75	4	8	12	36	1	0	2	Scott Clemmensen	6	0	0	0	0	-	0	0
Johnny Oduya	76	2	9	11	61	5-	0	0	Dan LaCouture	6	0	0	0	7	E	0	0
Erik Rasmussen	71	3	7	10	25	3-	0	0	Mark Fraser	7	0	0	0	7	1-	0	0
Mike Rupp	76	6	3	9	92	10-	0	1	Rod Pelley	9	0	0	0	0	3-	0	0
Jim Dowd	66	4	4	8	20	5-	0	1									

GOALTENDERS

	GP	MIN	GA	EN	SO	AVG	W	L	OT	SA	SAV%
Martin Brodeur	78	4697	171	5	12	2.18	48	23	7	2182	.922
Scott Clemmensen	6	305	16	1	0	3.15	1	1	2	144	.889

RESULTS

GM#	Date	Opponent	Score	GF-GA	Record	GM#	Date	Opponent	Score	GF-GA	Record
1	10/6	@ Carolina	4-0	4-0	1-0-0	42	1/7	@ Montreal	3-0	113-100	25-13-4
2	10/7	@ Dallas	1-3	5-3	1-1-0	43	1/10	St. Louis	2-3	115-103	25-14-4
3	10/12	Toronto	7-6 ^A	12-9	2-1-0	44	1/12	Atlanta	2-1	117-104	26-14-4
4	10/14	Philadelphia	3-2	15-11	3-1-0	45	1/13	@ NY Islanders	2-1*	119-105	27-14-4
5	10/16	@ NY Rangers	2-4	17-15	3-2-0	46	1/16	NY Rangers	1-0	120-105	28-14-4
6	10/18	@ Pittsburgh	2-1	19-16	4-2-0	47	1/18	Tampa Bay	2-3 ^A	122-108	28-14-5
7	10/19	Nashville	3-4 ^A	22-20	4-2-1	48	1/20	Philadelphia	4-3 ^A	126-111	29-14-5
8	10/21	@ Ottawa	1-8	23-28	4-3-1	49	1/26	@ Tampa Bay	2-0	128-111	30-14-5
9	10/24	@ Pittsburgh	2-4	25-32	4-4-1	50	1/27	@ Florida	2-4	130-115	30-15-5
10	10/26	Florida	2-0	27-32	5-4-1	51	1/30	@ Atlanta	4-5 ^A	134-120	30-15-6
11	10/28	Columbus	1-0	28-32	6-4-1	52	2/1	@ Philadelphia	6-5*	140-125	31-15-6
12	11/2	NY Islanders	2-5	30-37	6-5-1	53	2/3	Buffalo	3-2	143-127	32-15-6
13	11/4	@ Montreal	2-1	32-38	7-5-1	54	2/6	NY Rangers	3-2 ^A	146-129	33-15-6
14	11/7	Carolina	3-2 ^A	35-40	8-5-1	55	2/8	NY Islanders	2-0	148-129	34-15-6
15	11/9	Chicago	2-1 ^A	37-41	9-5-1	56	2/11	Tampa Bay	1-4	149-133	34-16-6
16	11/11	Florida	4-2	41-43	10-5-1	57	2/14	Montreal	5-2	154-135	35-16-6
17	11/14	@ NY Rangers	2-3	43-46	10-6-1	58	2/16	Pittsburgh	4-5	158-140	35-17-6
18	11/17	Ottawa	3-2	46-48	11-6-1	59	2/17	@ NY Islanders	2-0	160-140	36-17-6
19	11/18	@ Toronto	2-1	48-49	12-6-1	60	2/20	NY Rangers	2-1	162-141	37-17-6
20	11/22	@ Phoenix	1-3	49-52	12-7-1	61	2/22	@ NY Rangers	3-2 ^A	165-143	38-17-6
21	11/24	@ Anaheim	2-4	51-56	12-8-1	62	2/24	Washington	2-4	167-147	38-18-6
22	11/25	@ San Jose	0-2	51-58	12-9-1	63	2/25	@ Washington	3-2	170-149	39-18-6
23	11/27	@ Los Angeles	2-3 ^A	53-61	12-9-2	64	2/27	@ Pittsburgh	1-0	171-149	40-18-6
24	12/1	Pittsburgh	5-2	58-63	13-9-2	65	3/2	Toronto	3-4 ^A	174-153	40-18-7
25	12/2	@ Philadelphia	4-3 ^A	62-66	14-9-2	66	3/4	Boston	1-4	175-157	40-19-7
26	12/6	Montreal	2-1*	64-67	15-9-2	67	3/6	@ Philadelphia	4-5*	179-162	40-19-8
27	12/8	Philadelphia	2-0	66-67	16-9-2	68	3/8	@ Pittsburgh	4-3 ^A	183-165	41-19-8
28	12/9	@ Boston	5-1	71-68	17-9-2	69	3/10	@ Buffalo	3-2	186-167	42-19-8
29	12/12	Buffalo	2-3	73-71	17-10-2	70	3/14	Pittsburgh	0-3	186-170	42-20-8
30	12/14	@ Boston	3-5	76-76	17-11-2	71	3/15	@ Carolina	3-2	189-172	43-20-8
31	12/16	Detroit	1-2	77-78	17-12-2	72	3/17	Carolina	2-7	191-179	43-21-8
32	12/17	@ NY Rangers	6-1	83-79	18-12-2	73	3/20	@ Toronto	1-2	192-181	43-22-8
33	12/19	Atlanta	3-4 ^A	86-83	18-12-3	74	3/22	@ Tampa Bay	1-3	193-184	43-23-8
34	12/22	@ Washington	4-1	90-84	19-12-3	75	3/24	@ Florida	4-3 ^A	197-187	44-23-8
35	12/23	@ Atlanta	2-5	92-89	19-13-3	76	3/27	@ NY Islanders	3-2	200-189	45-23-8
36	12/26	Pittsburgh	3-0	95-89	20-13-3	77	3/28	@ Buffalo	3-4	203-193	45-24-8
37	12/29	Washington	4-3	99-92	21-13-3	78	3/30	Philadelphia	3-1	206-194	46-24-8
38	12/30	@ NY Islanders	2-0	101-92	22-13-3	79	4/1	Boston	3-1	209-195	47-24-8
39	1/2	NY Rangers	2-3 ^A	103-95	22-13-4	80	4/3	Ottawa	2-1 ^A	211-196	48-24-8
40	1/4	NY Islanders	4-3	107-98	23-13-4	81	4/5	@ Philadelphia	3-2	214-198	49-24-8
41	1/6	@ Ottawa	3-2	110-100	24-13-4	82	4/8	NY Islanders	2-3 ^A	216-201	49-24-9

* Denotes overtime

^A Denotes shootout

(46-29-7, 99 pts., 2nd Place, Atlantic Division)

SCORING

Player	GP	G	A	PTS	PIM	+/-	PP	GW	Player	GP	G	A	PTS	PIM	+/-	PP	GW
Zach Parise	81	32	33	65	25	13	10	8	Arron Asham	77	6	4	10	84	6	0	2
Patrik Elias	74	20	35	55	38	10	7	8	Colin White	57	2	8	10	26	5	0	1
Brian Gionta	82	22	31	53	46	1	8	4	Andy Greene	59	2	8	10	22	E	2	0
John Madden	80	20	23	43	26	1	3	3	Mike Rupp	64	3	6	9	58	8	1	0
Jamie Langenbrunner	64	13	28	41	30	1	5	2	Sheldon Brookbank	44	0	8	8	63	E	0	0
Dainius Zubrus	82	13	25	38	38	2	4	2	Vitaly Vishnevski	69	2	5	7	50	12	-	0
Travis Zajac	82	14	20	34	31	11	-	5	Rod Pelley	58	2	4	6	19	3	0	1
Paul Martin	73	5	27	32	22	20	2	2	Martin Brodeur	77	0	4	4	6	-	0	0
Johnny Oduya	75	6	20	26	46	27	2	0	Noah Clarke	1	1	0	1	0	E	0	0
Jay Pandolfo	54	12	12	24	22	10	0	1	Niclas Bergfors	1	0	0	0	0	1	-	0
David Clarkson	81	9	13	22	183	1	0	1	Olli Malmivaara	1	0	0	0	0	2	0	0
Mike Mottau	76	4	13	17	48	11	-	1	Barry Tallackson	3	0	0	0	0	E	0	0
Sergei Brylin	82	6	10	16	20	5	-	0	Bryce Salvador	8	0	0	0	11	E	0	0
Karel Rachunek	47	4	9	13	40	3	0	0	Kevin Weekes	9	0	0	0	2	-	0	0

GOALTENDERS

	GP	MIN	GA	EN	SO	AVG	W	L	OT	SA	SAV%
Martin Brodeur	77	4635	168	8	4	2.17	44	27	6	2089	.920
Kevin Weekes	9	343	17	0	0	2.97	2	2	1	160	.894

RESULTS

GM#	Date	Opponent	Score	GF-GA	Record	GM#	Date	Opponent	Score	GF-GA	Record
1	10/4	@ Tampa Bay	1-3	1-3	0-1-0	42	1/8	Buffalo	2-1 [^]	103-98	24-15-3
2	10/6	@ Florida	4-1	5-4	1-1-0	43	1/10	@ Carolina	4-1	107-99	25-15-3
3	10/8	@ Ottawa	2-4	7-8	1-2-0	44	1/12	@ Buffalo	3-2 [^]	110-101	26-15-3
4	10/11	@ Florida	0-3	7-11	1-3-0	45	1/16	NY Islanders	1-3	111-104	26-16-3
5	10/13	@ Atlanta	6-5	13-16	2-3-0	46	1/18	Florida	1-2	112-106	26-17-3
6	10/17	@ Pittsburgh	5-4	18-20	3-3-0	47	1/20	Toronto	3-2	115-108	27-17-3
7	10/18	@ Philadelphia	0-4	18-24	3-4-0	48	1/22	@ Philadelphia	7-3	122-111	28-17-3
8	10/20	@ NY Islanders	3-4 [*]	21-28	3-4-1	49	1/24	Montreal	3-4	125-115	28-18-3
9	10/25	@ NY Rangers	0-2	21-30	3-5-1	50	1/29	Pittsburgh	2-4	127-119	28-19-3
10	10/27	Ottawa	1-4	22-34	3-6-1	51	2/1	NY Rangers	1-3	128-122	28-20-3
11	10/31	Tampa Bay	6-1	28-35	4-6-1	52	2/2	Los Angeles	6-3	134-125	29-20-3
12	11/2	Toronto	3-2	31-37	5-6-1	53	2/4	Pittsburgh	4-3 [*]	138-128	30-20-3
13	11/3	@ NY Rangers	1-2 [^]	32-39	5-6-2	54	2/6	@ Buffalo	2-3 [^]	140-131	30-20-4
14	11/5	Pittsburgh	0-5	32-44	5-7-2	55	2/8	Anaheim	1-2	141-133	30-21-4
15	11/8	Philadelphia	4-1	36-45	6-7-2	56	2/9	Carolina	6-1	147-134	31-21-4
16	11/10	@ NY Islanders	1-2	37-47	6-8-2	57	2/13	Ottawa	3-2 [*]	150-136	32-21-4
17	11/12	@ Pittsburgh	3-2	40-49	7-8-2	58	2/15	Atlanta	3-4 [^]	153-140	32-21-5
18	11/14	NY Rangers	2-4	42-53	7-9-2	59	2/16	@ Ottawa	3-2	156-142	33-21-5
19	11/16	NY Islanders	0-1	42-54	7-10-2	60	2/18	Carolina	5-1	161-143	34-21-5
20	11/17	@ Philadelphia	6-2	48-56	8-10-2	61	2/20	San Jose	3-2	164-145	35-21-5
21	11/21	@ Pittsburgh	2-1	50-57	9-10-2	62	2/23	NY Islanders	4-2	168-147	36-21-5
22	11/23	@ Atlanta	3-0	53-57	10-10-2	63	2/24	@ Washington	2-1 [*]	170-148	37-21-5
23	11/24	@ Tampa Bay	3-2	56-59	11-10-2	64	2/26	@ Carolina	1-2 [*]	171-150	37-21-6
24	11/28	Dallas	4-2	60-61	12-10-2	65	2/29	Washington	0-4	171-154	37-22-6
25	11/30	Montreal	4-0	64-61	13-10-2	66	3/1	@ Montreal	1-2	172-156	37-23-6
26	12/2	Atlanta	3-2 [^]	67-63	14-10-2	67	3/4	@ Toronto	4-1	176-157	38-23-6
27	12/5	Boston	4-3 [*]	71-66	15-10-2	68	3/7	Tampa Bay	2-1 [*]	178-158	39-23-6
28	12/7	Washington	3-2	74-68	16-10-2	69	3/8	@ Toronto	2-1	180-159	40-23-6
29	12/9	@ NY Rangers	0-1 [*]	74-69	16-10-3	70	3/11	@ Montreal	0-4	180-163	40-24-6
30	12/10	@ Washington	2-3	76-72	16-11-3	71	3/13	@ Minnesota	4-3 [^]	184-166	41-24-6
31	12/13	@ Boston	3-1	79-73	17-11-3	72	3/15	@ Colorado	4-2	188-168	42-24-6
32	12/15	Phoenix	1-4	80-77	17-12-3	73	3/19	NY Rangers	1-2 [^]	189-170	42-24-7
33	12/16	Philadelphia	4-2	84-79	18-12-3	74	3/21	NY Islanders	1-3	190-173	42-25-7
34	12/18	@ Vancouver	0-5	84-84	18-13-3	75	3/22	@ Pittsburgh	1-7	191-180	42-26-7
35	12/21	@ Edmonton	3-1	87-85	19-13-3	76	3/25	Pittsburgh	0-2	191-182	42-27-7
36	12/23	@ Calgary	1-0 [*]	88-85	20-13-3	77	3/27	@ NY Rangers	2-3	193-185	42-28-7
37	12/28	Buffalo	2-1 [^]	90-86	21-13-3	78	3/28	Philadelphia	5-4 [^]	198-189	43-28-7
38	12/29	@ NY Islanders	2-5	92-91	21-14-3	79	4/1	@ NY Islanders	2-1 [*]	200-190	44-28-7
39	1/2	Florida	3-2	95-93	22-14-3	80	4/2	Boston	3-2 [^]	203-192	45-28-7
40	1/4	Philadelphia	3-0	98-93	23-14-3	81	4/4	@ Philadelphia	0-3	203-195	45-29-7
41	1/5	@ Boston	3-4	101-97	23-15-3	82	4/6	NY Rangers	3-2 [^]	206-197	46-29-7

* Denotes overtime

^ Denotes shootout

(51-27-4, 106 Pts., 1st Place, Atlantic Division)

SCORING

Player	GP	G	A	PTS	PIM	+/-	PP	GW	Player	GP	G	A	PTS	PIM	+/-	PP	GW
Zach Parise	82	45	49	94	24	30	14	8	Bobby Holik	62	4	5	9	66	2-	0	1
Patrik Elias	77	31	47	78	32	18	12	6	Mike Rupp	73	3	6	9	136	2-	0	0
Jamie Langenbrunner	81	29	40	69	56	25	6	7	Andy Greene	49	2	7	9	22	3	0	0
Travis Zajac	82	20	42	62	29	33	5	2	Niclas Havelid	15	0	4	4	6	2-	0	0
Brian Gionta	81	20	40	60	32	12	3	3	Anssi Salmela	17	0	3	3	6	1	0	0
Dainius Zubrus	82	15	25	40	69	6	1	3	Niclas Bergfors	8	1	0	1	0	1-	0	0
Paul Martin	73	5	28	33	36	21	2	1	Petr Vrana	16	1	0	1	2	4-	0	0
David Clarkson	82	17	15	32	164	1-	4	3	Matt Halischuk	1	0	1	1	0	1-	0	0
Brian Rolston	64	15	17	32	30	2	8	3	P.L. Letourneau-Leblond	8	0	1	1	22	3	0	0
Johnny Oduya	82	7	22	29	30	21	1	4	Jay Leach	24	0	1	1	21	0	0	0
John Madden	76	7	16	23	26	7-	0	2	Patrick Davis	1	0	0	0	0	0	0	0
Colin White	71	1	17	18	46	18	0	0	Barry Tallackson	4	0	0	0	0	1-	0	0
Bryce Salvador	76	3	13	16	78	1-	0	2	Sheldon Brookbank	15	0	0	0	25	1	0	0
Mike Mottau	80	1	14	15	35	24	0	0	Kevin Weekes	16	0	0	0	0	-	0	0
Brendan Shanahan	34	6	8	14	29	2-	2	1	Martin Brodeur	31	0	0	0	4	-	0	0
Jay Pandolfo	61	5	5	10	10	12-	0	1	Scott Clemmensen	40	0	0	0	2	-	0	0

GOALTENDERS

	GP	MIN	GA	EN	SO	AVG	W	L	OT	SA	SAV%
Scott Clemmensen	40	2356	94	5	2	2.39	25	13	1	1138	.917
Martin Brodeur	31	1814	73	2	5	2.41	19	19	3	870	.916
Kevin Weekes	16	795	32	1	0	2.42	7	5	0	399	.920

RESULTS

GM#	Date	Opponent	Score	GF-GA	Record	GM#	Date	Opponent	Score	GF-GA	Record
1	10/10	NY Islanders	2-1	2-1	1-0-0	42	1/11	@ Anaheim	3-4	127-110	24-15-3
2	10/11	@ Pittsburgh	2-1*	4-2	2-0-0	43	1/13	@ Vancouver	5-3	132-113	25-15-3
3	10/13	@ NY Rangers	1-4	5-6	2-1-0	44	1/16	@ Columbus	2-1	134-114	26-15-3
4	10/16	@ Atlanta	1-0	6-6	3-1-0	45	1/17	@ NY Islanders	3-1	137-115	27-15-3
5	10/18	@ Washington	4-3^	10-9	4-1-0	46	1/19	@ Nashville	3-1	140-116	28-15-3
6	10/22	Dallas	5-0	15-9	5-1-0	47	1/21	Montreal	5-2	145-118	29-15-3
7	10/24	Philadelphia	3-6	18-15	5-2-0	48	1/27	@ Ottawa	4-1	149-119	30-15-3
8	10/25	@ Philadelphia	2-3*	20-18	5-2-1	49	1/29	@ Boston	4-3*	153-122	31-15-3
9	10/29	Toronto	5-6^	25-24	5-2-2	50	1/30	Pittsburgh	4-3*	157-125	32-15-3
10	11/1	Atlanta	6-1	31-25	6-2-2	51	2/3	Washington	2-5	159-130	32-16-3
11	11/3	Buffalo	0-2	31-27	6-3-2	52	2/6	@ Atlanta	5-1	164-131	33-16-3
12	11/5	Tampa Bay	4-3^	35-30	7-3-2	53	2/7	Los Angeles	1-3	165-134	33-17-3
13	11/8	@ Detroit	1-3	36-33	7-4-2	54	2/9	NY Rangers	3-0	168-134	34-17-3
14	11/9	Edmonton	1-2	37-35	7-5-2	55	2/11	NY Islanders	4-2	172-136	35-17-3
15	11/12	NY Rangers	2-5	39-40	7-6-2	56	2/13	Boston	1-0	173-136	36-17-3
16	11/14	@ Washington	1-3	40-43	7-7-2	57	2/15	San Jose	6-5	179-141	37-17-3
17	11/15	Washington	6-5^	46-48	8-7-2	58	2/17	@ Florida	0-4	179-145	37-18-3
18	11/20	Florida	3-1	49-49	9-7-2	59	2/19	@ Tampa Bay	3-2^	182-147	38-18-3
19	11/21	NY Islanders	5-2	54-51	10-7-2	60	2/21	@ NY Islanders	0-4	182-151	38-19-3
20	11/23	@ Tampa Bay	7-3	61-54	11-7-2	61	2/26	Colorado	4-0	186-151	39-19-3
21	11/26	@ Florida	3-2*	64-56	12-7-2	62	2/28	Florida	7-2	193-153	40-19-3
22	11/29	@ Pittsburgh	1-4	65-60	12-8-2	63	3/1	Philadelphia	3-0	196-153	41-19-3
23	12/4	@ Philadelphia	3-2*	68-62	13-8-2	64	3/3	@ Toronto	3-2*	199-155	42-19-3
24	12/6	@ Montreal	2-1*	70-63	14-8-2	65	3/7	@ NY Islanders	3-7	202-162	42-20-3
25	12/10	Pittsburgh	4-1	74-64	15-8-2	66	3/10	Calgary	3-2	205-164	43-20-3
26	12/12	NY Rangers	8-5	82-69	16-8-2	67	3/12	Phoenix	5-2	210-166	44-20-3
27	12/13	Buffalo	2-4	84-73	16-9-2	68	3/14	@ Montreal	3-1	213-167	45-20-3
28	12/16	@ Toronto	2-3^	86-76	16-9-3	69	3/17	Chicago	3-2	216-169	46-20-3
29	12/17	@ Buffalo	5-3	91-79	17-9-3	70	3/18	@ Carolina	2-4	218-173	46-21-3
30	12/19	Ottawa	5-1	96-80	18-9-3	71	3/20	Minnesota	4-0	222-173	47-21-3
31	12/21	Philadelphia	3-2^	99-82	19-9-3	72	3/22	@ Boston	1-4	223-177	47-22-3
32	12/23	Boston	0-2	99-84	19-10-3	73	3/23	@ Philadelphia	2-4	225-181	47-23-3
33	12/26	Pittsburgh	0-1	99-85	19-11-3	74	3/27	@ Chicago	2-3*	227-184	47-23-4
34	12/27	@ NY Rangers	4-2	103-87	20-11-3	75	3/28	Carolina	1-2	228-186	47-24-4
35	12/30	@ St. Louis	4-3	107-90	21-11-3	76	3/30	@ NY Rangers	0-3	228-189	47-25-4
36	12/31	@ Dallas	2-4	109-94	21-12-3	77	4/1	@ Pittsburgh	1-6	229-195	47-26-4
37	1/2	Montreal	4-1	113-95	22-12-3	78	4/3	Tampa Bay	5-4*	234-199	48-26-4
38	1/4	Ottawa	4-3*	117-98	23-12-3	79	4/4	@ Buffalo	3-2	237-201	49-26-4
39	1/6	@ Carolina	2-3	119-101	23-13-3	80	4/7	Toronto	1-4	238-205	49-27-4
40	1/8	Atlanta	0-4	119-105	23-14-3	81	4/9	@ Ottawa	3-2^	241-207	50-27-4
41	1/10	@ Los Angeles	5-1	124-106	24-14-3	82	4/11	Carolina	3-2	244-209	51-27-4

* Denotes overtime

^ Denotes shootout

(48-27-7, 103 Pts., 1st Place, Atlantic Division)

SCORING

Player	GP	G	A	PTS	PIM	+/-	PP	GW	Player	GP	G	A	PTS	PIM	+/-	PP	GW
Zach Parise	81	38	44	82	32	24	9	5	Mark Fraser	61	3	3	6	36	3	0	0
Travis Zajac	82	25	42	67	24	22	6	4	Johnny Oduya	40	2	2	4	18	2	0	0
Jamie Langenbrunner	81	19	42	61	44	6	6	4	Ilkka Pikkarainen	31	1	3	4	10	3	-	0
Patrik Elias	58	19	29	48	40	18	3	4	Cory Murphy	12	2	1	3	2	-	0	0
Brian Rolston	80	20	17	37	22	2	7	3	Anssi Salmela	9	1	2	3	0	5	-	0
Andy Greene	78	6	31	37	14	9	4	4	Martin Skoula	19	0	3	3	4	7	0	0
Niclas Bergfors	54	13	14	27	10	7	-	8	Martin Brodeur	77	0	3	3	6	-	0	0
Ilya Kovalchuk	27	10	17	27	8	9	2	1	Matt Halischuk	20	1	1	2	2	4	-	0
Dainius Zubrus	51	10	17	27	28	4	1	4	P.L. Letourneau-Leblond	27	0	2	2	48	4	-	0
David Clarkson	46	11	13	24	85	3	3	2	Patrick Davis	8	1	0	1	0	2	-	0
Rob Niedermayer	71	10	12	22	45	3	0	0	Tyler Eckford	3	0	1	1	4	E	0	0
Mike Mottau	79	2	16	18	41	4	0	0	Nick Palmieri	6	0	1	1	0	E	0	0
Dean McAmmond	62	8	9	17	40	1	-	2	Tim Sestito	9	0	1	1	2	2	-	0
Bryce Salvador	79	4	10	14	57	8	0	2	Rob Davison	1	0	0	0	0	E	0	0
Colin White	81	2	10	12	46	8	0	0	Ben Walter	2	0	0	0	2	E	0	0
Paul Martin	22	2	9	11	2	10	1	0	Matthew Corrente	12	0	0	0	24	E	0	0
Rod Pelley	63	2	8	10	40	4	-	0	Yann Danis	12	0	0	0	0	-	0	0
Vladimir Zharkov	40	0	10	10	8	2	0	0	Andrew Peters	29	0	0	0	93	5	-	0
Jay Pandolfo	52	4	5	9	6	10	-	3									

GOALTENDERS

	GP	MIN	GA	EN	SO	AVG	W	L	OT	SA	SAV%
Yann Danis	12	467	16	1	0	2.06	3	2	1	207	.923
Martin Brodeur	77	4499	168	1	9	2.24	45	25	6	2004	.916

RESULTS

GM#	Date	Opponent	Score	GF-GA	Record	GM#	Date	Opponent	Score	GF-GA	Record
1	10/3	Philadelphia	2-5	2-5	0-1-0	42	1/8	Tampa Bay*	2-4	124-93	30-11-1
2	10/5	NY Rangers	2-3	4-8	0-2-0	43	1/9	@ Montreal	2-1*	126-94	31-11-1
3	10/8	@ Tampa Bay	4-3^	8-11	1-2-0	44	1/12	@ NY Rangers	1-0^	127-94	32-11-1
4	10/10	@ Florida	3-2	11-13	2-2-0	45	1/14	@ Phoenix	3-4	130-98	32-12-1
5	10/12	@ Washington	3-2^	14-15	3-2-0	46	1/16	@ Colorado	1-3	131-101	32-13-1
6	10/16	Atlanta	2-4	16-19	3-3-0	47	1/18	@ NY Islanders	0-4	131-105	32-14-1
7	10/17	Carolina	2-0	18-19	4-3-0	48	1/20	Florida	2-0	133-105	33-14-1
8	10/22	@ NY Rangers	4-2	22-21	5-3-0	49	1/22	Montreal	1-3	134-108	33-15-1
9	10/24	@ Pittsburgh	4-1	26-22	6-3-0	50	1/23	@ NY Islanders	4-2	138-110	34-15-1
10	10/28	Buffalo	1-4	27-26	6-4-0	51	1/26	@ Ottawa	0-3	138-113	34-16-1
11	10/29	@ Boston	2-1	29-27	7-4-0	52	1/27	@ Buffalo	1-2^	139-115	34-16-2
12	10/31	@ Tampa Bay	2-1^	31-28	8-4-0	53	1/29	Toronto	5-4*	144-119	35-16-2
13	11/4	Washington	3-2	34-30	9-4-0	54	1/31	Los Angeles	2-3	146-122	35-17-2
14	11/6	NY Islanders	2-1	36-31	10-4-0	55	2/2	@ Toronto	0-3	146-125	35-18-2
15	11/7	@ Ottawa	3-2	39-33	11-4-0	56	2/5	Toronto	4-3	150-128	36-18-2
16	11/11	Anaheim	3-1	42-34	12-4-0	57	2/6	@ NY Rangers	1-3	151-131	36-19-2
17	11/12	@ Pittsburgh	4-1	46-35	13-4-0	58	2/8	@ Philadelphia	2-3	153-134	36-20-2
18	11/14	Washington	5-2	51-37	14-4-0	59	2/10	Philadelphia	2-3*	155-137	36-20-3
19	11/16	@ Philadelphia	2-3	53-40	14-5-0	60	2/12	Nashville	5-2	160-139	37-20-3
20	11/19	@ Nashville	2-3^	55-43	14-5-1	61	2/13	@ Carolina	2-5	162-144	37-21-3
21	11/21	@ Dallas	3-5	58-48	14-6-1	62	3/2	@ San Jose	4-3	166-147	38-21-3
22	11/25	Ottawa	3-1	61-49	15-6-1	63	3/5	@ Calgary	3-5	169-152	38-22-3
23	11/27	@ Boston	2-1^	63-50	16-6-1	64	3/7	@ Edmonton	0-2	169-154	38-23-3
24	11/28	NY Islanders	6-1	69-51	17-6-1	65	3/10	NY Rangers	6-3	175-157	39-23-3
25	12/2	Vancouver	2-5	71-56	17-7-1	66	3/12	Pittsburgh	3-1	178-158	40-24-3
26	12/4	Tampa Bay	3-2	74-58	18-7-1	67	3/13	@ NY Islanders	2-4	180-162	40-24-3
27	12/5	Detroit	4-3^	78-61	19-7-1	68	3/15	Boston	3-2	183-164	41-24-3
28	12/7	@ Buffalo	3-0	81-61	20-7-1	69	3/17	Pittsburgh	5-2	188-166	42-24-3
29	12/9	Carolina	4-2	85-63	21-7-1	70	3/18	@ Toronto	1-2^	189-168	42-24-4
30	12/11	Florida	2-4	87-67	21-8-1	71	3/20	St. Louis	0-1	189-169	42-25-4
31	12/12	Philadelphia	4-1	91-68	22-8-1	72	3/23	Columbus	6-3	195-172	43-25-4
32	12/16	Montreal	2-1	93-69	23-8-1	73	3/25	NY Rangers	3-4^	198-176	43-25-5
33	12/18	Ottawa	4-2	97-71	24-8-1	74	3/27	@ Montreal	4-2	202-178	44-25-5
34	12/19	@ Atlanta	5-4	102-75	25-8-1	75	3/28	@ Philadelphia	1-5	203-183	44-26-5
35	12/21	@ Pittsburgh	4-0	106-75	26-8-1	76	3/30	Boston	0-1*	203-184	44-26-6
36	12/26	@ Washington	1-4	107-79	26-9-1	77	4/2	Chicago	1-2^	204-186	44-26-7
37	12/28	Atlanta	3-2	110-81	27-9-1	78	4/3	@ Carolina	4-0	208-186	45-26-7
38	12/30	Pittsburgh	2-0	112-81	28-9-1	79	4/6	@ Atlanta	3-0	211-186	46-26-7
39	12/31	@ Chicago	1-5	113-86	28-10-1	80	4/8	@ Florida	2-3	213-189	46-27-7
40	1/2	@ Minnesota	5-3	118-89	29-10-1	81	4/10	NY Islanders	7-1	220-190	47-27-7
41	1/5	Dallas	4-0	122-89	30-10-1	82	4/11	Buffalo	2-1	222-191	48-27-7

* Denotes overtime

^ Denotes shootout

Postponed; completed 1/10

(38-39-5, 81 Pts., 4th Place, Atlantic Division)

SCORING

Player	GP	G	A	PTS	PIM	+/-	PP	GW	Player	GP	G	A	PTS	PIM	+/-	PP	GW
Patrik Elias	81	21	41	62	16	4-	7	5	Colin White	69	0	6	6	48	2-	0	0
Ilya Kovalchuk	81	31	29	60	28	26-	9	9	Matt Taormina	17	3	2	5	2	2-	1	0
Travis Zajac	82	13	31	44	24	6-	2	1	Alexander Vasyunov	18	1	4	5	0	E-	0	0
Brian Rolston	65	14	20	34	34	6-	6	4	Vladimir Zharkov	38	2	2	4	2	3	0	0
Dainius Zubrus	79	13	17	30	53	11-	1	2	Adam Mair	65	1	3	4	45	16-	0	0
Jason Arnott	62	13	11	24	32	9-	2	0	Mark Fraser	26	0	2	2	29	2	0	0
Andy Greene	82	4	19	23	22	23-	1	1	Tim Sestito	36	0	2	2	9	5-	0	0
Mattias Tedenby	58	8	14	22	14	3	2	2	Martin Brodeur	56	0	2	2	2	-	0	0
David Clarkson	82	12	6	18	116	20-	1	1	Brad Mills	4	1	0	1	5	1	0	0
Nick Palmieri	43	9	8	17	6	9	1	2	Alexander Urborn	8	1	0	1	0	2-	0	1
Henrik Tallinder	82	5	11	16	40	6-	0	2	David Steckel	18	1	0	1	2	3-	0	0
Jamie Langenbrunner	31	4	10	14	16	15-	0	0	Johan Hedberg	34	0	1	1	4	-	0	0
Mark Fayne	57	4	10	14	27	10	0	2	Adam Henrique	1	0	0	0	0	1	0	0
Rob Josefson	28	3	7	10	6	5	0	1	P.L. Letourneau-Leblond	2	0	0	0	21	2-	0	0
Rod Pelley	74	3	7	10	27	9-	1	0	Mike McKenna	2	0	0	0	0	-	0	0
Anton Volchenkov	57	0	8	8	36	3	0	0	Tyler Eckford	4	0	0	0	0	1-	0	0
Anssi Salmela	48	1	6	7	14	11-	0	1	Jay Leach	7	0	0	0	7	E	0	0
Zach Parise	13	3	3	6	6	1-	0	1	Stephen Gionta	12	0	0	0	6	3-	0	0
Matthew Corrente	22	0	6	6	44	5-	0	0	Olivier Magnan	18	0	0	0	4	4-	0	0

GOALTENDERS

	GP	MIN	GA	EN	SO	AVG	W	L	OT	SA	SAV%
Johan Hedberg	34	1717	68	1	3	2.38	15	12	2	777	.912
Martin Brodeur	56	3116	127	5	6	2.45	23	26	3	1313	.903
Mike McKenna	2	118	6	0	0	3.05	0	1	0	56	.893

RESULTS

GM#	Date	Opponent	Score	GF-GA	Record	GM#	Date	Opponent	Score	GF-GA	Record
1	10/8	Dallas	3-4*	3-4	0-0-1	42	1/9	Tampa Bay	6-3	78-133	11-29-2
2	10/9	@ Washington	2-7	5-11	0-1-1	43	1/14	@ Tampa Bay	5-2	83-135	12-29-2
3	10/11	Pittsburgh	1-3	6-14	0-2-1	44	1/15	@ Florida	2-3*	85-138	12-29-3
4	10/13	@ Buffalo	1-0*	7-14	1-2-1	45	1/17	@ NY Islanders	5-2	90-140	13-29-3
5	10/15	Colorado	2-3	9-17	1-3-1	46	1/20	Pittsburgh	2-0	92-140	14-29-3
6	10/16	Boston	1-4	10-21	1-4-1	47	1/22	@ Philadelphia	3-1	95-141	15-29-3
7	10/21	@ Montreal	3-0	13-21	2-4-1	48	1/23	Florida	5-2	100-143	16-29-3
8	10/23	Buffalo	1-6	14-27	2-5-1	49	1/26	@ Detroit	1-3	101-146	16-30-3
9	10/24	@ NY Rangers	1-3	15-30	2-6-1	50	2/1	Ottawa	2-1	103-147	17-30-3
10	10/27	@ San Jose	2-5	17-35	2-7-1	51	2/3	@ NY Rangers	3-2	106-149	18-30-3
11	10/29	@ Anaheim	2-1	19-36	3-7-1	52	2/4	Florida	3-4*	109-153	18-30-4
12	10/30	@ Los Angeles	1-3	20-39	3-8-1	53	2/6	@ Montreal	4-1	113-154	19-30-4
13	11/1	@ Vancouver	0-3	20-42	3-9-1	54	2/8	Carolina	3-2*	116-156	20-30-4
14	11/3	@ Chicago	5-3	25-45	4-9-1	55	2/10	@ Toronto	2-1*	118-157	21-30-4
15	11/5	NY Rangers	0-3	25-48	4-10-1	56	2/11	San Jose	2-1	120-158	22-30-4
16	11/10	Buffalo	4-5^	29-53	4-10-2	57	2/16	Carolina	3-2	123-160	23-30-4
17	11/12	Edmonton	4-3*	33-56	5-10-2	58	2/18	NY Rangers	1-0	124-160	24-30-4
18	11/15	@ Boston	0-3	33-59	5-11-2	59	2/19	@ Carolina	4-1	128-161	25-30-4
19	11/18	@ Toronto	1-3	34-62	5-12-2	60	2/22	@ Dallas	1-0	129-161	26-30-4
20	11/20	@ St. Louis	2-3	36-65	5-13-2	61	2/25	@ Tampa Bay	1-2	130-163	26-31-4
21	11/22	Washington	5-0	41-65	6-13-2	62	2/27	@ Florida	2-1	132-164	27-31-4
22	11/24	Calgary	2-1^	43-66	7-13-2	63	3/2	Tampa Bay	2-1	134-165	28-31-4
23	11/26	@ NY Islanders	0-2	43-68	7-14-2	64	3/4	Pittsburgh	2-1*	136-166	29-31-4
24	11/27	Philadelphia	2-1^	45-69	8-14-2	65	3/6	@ NY Islanders	3-2^	139-168	30-31-4
25	12/2	Montreal	1-5	46-74	8-15-2	66	3/8	Ottawa	1-2	140-170	30-32-4
26	12/4	@ Philadelphia	3-5	49-79	8-16-2	67	3/11	@ Atlanta	3-2*	143-172	31-32-4
27	12/6	@ Pittsburgh	1-2	50-81	8-17-2	68	3/12	NY Islanders	3-2*	146-174	32-32-4
28	12/10	@ Ottawa	2-3	52-84	8-18-2	69	3/15	Atlanta	4-2	150-176	33-32-4
29	12/11	Detroit	1-4	53-88	8-19-2	70	3/17	@ Ottawa	1-3	151-179	33-33-4
30	12/15	Phoenix	3-0	56-88	9-19-2	71	3/18	Washington	0-3	151-182	33-34-4
31	12/17	Nashville	1-3	57-91	9-20-2	72	3/20	@ Columbus	3-0	154-182	34-34-4
32	12/18	@ Atlanta	1-7	58-98	9-21-2	73	3/22	@ Boston	1-4	155-186	34-35-4
33	12/21	@ Washington	1-5	59-103	9-22-2	74	3/25	@ Pittsburgh	0-1^	155-187	34-35-5
34	12/23	NY Islanders	1-5	60-108	9-23-2	75	3/26	@ Buffalo	0-2	155-189	34-36-5
35	12/26	Toronto	1-4	61-112	9-24-2	76	3/30	NY Islanders	3-2	158-191	35-36-5
36	12/29	NY Rangers	1-3	62-115	9-25-2	77	4/1	Philadelphia	4-2	162-193	36-36-5
37	12/31	Atlanta	3-1	65-116	10-25-2	78	4/2	Montreal	1-3	163-196	36-37-5
38	1/1	@ Carolina	3-6	68-122	10-26-2	79	4/5	@ Pittsburgh	2-4	165-200	36-38-5
39	1/4	Minnesota	1-2	69-124	10-27-2	80	4/6	Toronto	4-2	169-202	37-38-5
40	1/6	Philadelphia	2-4	71-128	10-28-2	81	4/9	@ NY Rangers	2-5	171-207	37-39-5
41	1/8	@ Philadelphia	1-2	72-130	10-29-2	82	4/10	Boston	3-2	174-209	38-39-5

* Denotes overtime

^ Denotes shootout

(48-28-6, 102 Pts., 4th Place, Atlantic Division)

SCORING

Player	GP	G	A	PTS	PIM	+/-	PP	GW	Player	GP	G	A	PTS	PIM	+/-	PP	GW
Ilya Kovalchuk	77	37	46	83	33	9-	10	5	Travis Zajac	15	2	4	6	4	3-	1	1
Patrik Elias	81	26	52	78	16	8-	8	3	Steve Bernier	32	1	5	6	16	6	0	0
Zach Parise	82	31	38	69	32	5-	7	3	Mattias Tedenby	43	1	5	6	16	15-	0	0
Adam Henrique	74	16	35	51	7	8	0	3	Henrik Tallinder	39	0	6	6	16	11-	0	0
David Clarkson	80	30	16	46	138	8-	8	7	Martin Brodeur	59	0	4	4	2	-	0	0
Petr Sykora	82	21	23	44	40	4	4	6	Peter Harrold	11	0	2	2	0	E	0	0
Dainius Zubrus	82	17	27	44	34	7	4	2	Stephen Gionta	1	1	0	1	0	1	0	1
Alexei Ponikarovsky	33	7	11	18	8	9	0	2	Alexander Urbom	5	1	0	1	9	1	0	0
Adam Larsson	65	2	16	18	20	7-	0	0	Brad Mills	27	0	1	1	32	10-	0	0
Mark Fayne	82	4	13	17	26	4-	0	1	Cam Janssen	48	0	1	1	75	8-	0	0
Andy Greene	56	1	15	16	16	3	0	0	Stephane Veilleux	1	0	0	0	0	E	0	0
Kurtis Foster	28	3	9	12	23	9-	2	0	Mark Fraser	4	0	0	0	14	2-	0	0
Anton Volchenkov	72	2	9	11	34	3	0	1	Vladimir Zharkov	4	0	0	0	0	2-	0	0
Jacob Josefson	41	2	7	9	6	10	0	0	Rod Pelley	7	0	0	0	7	E	0	0
Bryce Salvador	82	0	9	9	66	18	0	0	Steve Zalewski	7	0	0	0	0	2-	0	0
Ryan Carter	65	4	4	8	84	12-	0	0	Tim Sestito	18	0	0	0	7	5-	0	0
Marek Zidlicky	22	2	6	8	10	E	2	1	Johan Hedberg	27	0	0	0	2	-	0	0
Nick Palmieri	29	4	3	7	12	7-	0	0	Eric Boulton	51	0	0	0	115	12-	0	0
Matt Taormina	30	1	6	7	4	6	0	0									

GOALTENDERS

	GP	MIN	GA	EN	SO	AVG	W	L	OT	SA	SAV%
Johan Hedberg	27	1591	59	3	4	2.23	17	7	2	718	.918
Martin Brodeur	59	3392	136	7	3	2.41	31	21	4	1472	.908

RESULTS

GM#	Date	Opponent	Score	GF-GA	Record	GM#	Date	Opponent	Score	GF-GA	Record
1	10/8	Philadelphia	0-3	0-3	0-1-0	42	1/10	@ Calgary	3-6	117-123	23-17-2
2	10/10	Carolina	4-2	4-5	1-1-0	43	1/11	@ Edmonton	2-1*	119-124	24-17-2
3	10/13	Los Angeles	2-1^	6-6	2-1-0	44	1/14	@ Winnipeg	2-1	121-125	25-17-2
4	10/15	@ Nashville	3-2^	9-8	3-1-0	45	1/17	Winnipeg	5-1	126-126	26-17-2
5	10/21	San Jose	3-4^	12-12	3-1-1	46	1/19	Boston	1-4	127-130	26-18-2
6	10/22	@ Pittsburgh	1-4	13-16	3-2-1	47	1/21	Philadelphia	1-4	128-134	26-19-2
7	10/25	@ Los Angeles	3-0	16-16	4-2-1	48	1/24	Buffalo	1-2^	129-136	26-19-3
8	10/27	@ Phoenix	3-5	19-21	4-3-1	49	1/31	NY Rangers	4-3^	133-139	27-19-3
9	10/29	@ Dallas	1-3	20-24	4-4-1	50	2/2	Montreal	5-3	138-142	28-19-3
10	11/2	Toronto	3-5	23-29	4-5-1	51	2/4	@ Philadelphia	6-4	144-146	29-19-3
11	11/3	@ Philadelphia	4-3^	27-32	5-5-1	52	2/5	Pittsburgh	5-2	149-148	30-19-3
12	11/5	Winnipeg	3-2*	30-34	6-5-1	53	2/7	@ NY Rangers	1-0	150-148	31-19-3
13	11/8	Carolina	3-2	33-36	7-5-1	54	2/9	St. Louis	3-4^	153-152	31-19-4
14	11/11	Washington	1-3	34-39	7-6-1	55	2/11	Florida	1-3	154-155	31-20-4
15	11/12	@ Washington	3-2^	37-41	8-6-1	56	2/14	@ Buffalo	4-1	158-156	32-20-4
16	11/15	@ Boston	3-4	40-45	8-7-1	57	2/17	Anaheim	3-2^	161-158	33-20-4
17	11/16	@ Buffalo	5-3	45-48	9-7-1	58	2/19	@ Montreal	3-1	164-159	34-20-4
18	11/19	@ Tampa Bay	4-2	49-50	10-7-1	59	2/21	@ Toronto	4-3*	168-162	35-20-4
19	11/21	@ Florida	3-4	52-54	10-8-1	60	2/24	Vancouver	1-2	169-164	35-21-4
20	11/23	Columbus	2-1^	54-55	11-8-1	61	2/26	Tampa Bay	3-2	172-168	35-22-4
21	11/25	@ NY Islanders	1-0	55-55	12-8-1	62	2/27	@ NY Rangers	0-4	172-170	35-23-4
22	11/26	NY Islanders	2-3	57-58	12-9-1	63	3/1	@ Boston	3-4*	175-174	35-23-5
23	11/30	@ Colorado	1-6	58-64	12-10-1	64	3/2	@ Washington	5-0	180-174	36-23-5
24	12/2	@ Minnesota	2-4	60-68	12-11-1	65	3/4	@ NY Islanders	0-1	180-175	36-24-5
25	12/3	@ Winnipeg	2-4	62-72	12-12-1	66	3/6	NY Rangers	4-1	184-176	37-24-5
26	12/6	@ Toronto	3-2*	65-74	13-12-1	67	3/8	NY Islanders	5-1	189-177	38-24-5
27	12/8	Ottawa	5-4^	70-78	14-12-1	68	3/10	@ NY Islanders	2-1	191-178	39-24-5
28	12/10	Montreal	1-2	71-80	14-13-1	69	3/11	Philadelphia	4-1	195-179	40-24-5
29	12/12	@ Tampa Bay	5-4	76-84	15-13-1	70	3/13	@ Philadelphia	0-3	195-182	40-25-5
30	12/13	@ Florida	3-2^	79-86	16-13-1	71	3/15	Colorado	1-0^	196-182	41-25-5
31	12/16	Dallas	6-3	85-89	17-13-1	72	3/17	Pittsburgh	2-5	198-187	41-26-5
32	12/17	@ Montreal	5-3	90-92	18-13-1	73	3/19	@ NY Rangers	2-4	200-191	41-27-5
33	12/20	NY Rangers	1-4	91-96	18-14-1	74	3/20	@ Ottawa	1-0	201-191	42-27-5
34	12/23	Washington	4-3^	95-99	19-14-1	75	3/23	Toronto	3-4^	204-195	42-27-6
35	12/26	@ Carolina	2-4	97-103	19-15-1	76	3/25	@ Pittsburgh	2-5	206-200	42-28-6
36	12/28	Buffalo	3-1	100-104	20-15-1	77	3/27	Chicago	2-1^	208-201	43-28-6
37	12/31	Pittsburgh	3-1	103-105	21-15-1	78	3/29	Tampa Bay	6-4	214-205	44-28-6
38	1/2	@ Ottawa	2-3*	105-108	21-15-2	79	3/31	@ Carolina	5-0	219-205	45-28-6
39	1/4	Boston	1-6	106-114	21-16-2	80	4/3	NY Islanders	3-1	222-206	46-28-6
40	1/6	Florida	5-2	111-116	22-16-2	81	4/5	@ Detroit	2-1	224-207	47-28-6
41	1/7	@ Pittsburgh	3-1	114-117	23-16-2	82	4/7	Ottawa	4-2	228-209	48-28-6

* Denotes overtime

^ Denotes shootout

(19-19-10, 48 Pts., 5th Place, Atlantic Division)

SCORING

Player	GP	G	A	PTS	PIM	+/−	PP	GW	Player	GP	G	A	PTS	PIM	+/−	PP	GW
Patrik Elias	48	14	22	36	22	5	5	0	Henrik Tallinder	25	1	3	4	10	E	0	0
Ilya Kovalchuk	37	11	20	31	18	6	2	5	Stefan Matteau	17	1	2	3	6	1	0	0
David Clarkson	48	15	9	24	78	6	6	5	Jacob Josefson	22	1	2	3	2	10	0	0
Travis Zajac	48	7	13	20	22	5	1	1	Martin Brodeur	29	1	2	3	0	-	1	0
Marek Zidlicky	48	4	15	19	38	12	-	1	Bobby Butler	14	1	1	2	0	6	-	1
Adam Henrique	42	11	5	16	16	3	-	2	Bryce Salvador	39	0	2	2	22	12	0	0
Andy Greene	48	4	12	16	20	12	-	2	Tom Kostopoulos	15	1	0	1	18	E	0	0
Steve Bernier	47	8	7	15	17	7	-	2	Matt Anderson	2	0	1	1	0	1	0	0
Ryan Carter	44	6	9	15	31	2	-	0	Mattias Tedenby	4	0	1	1	2	E	0	0
Stephen Gionta	48	4	10	14	14	2	0	0	Johan Hedberg	19	0	1	1	4	-	0	0
Andrei Loktionov	28	8	4	12	4	2	-	1	Eric Gelinas	1	0	0	0	0	1	-	0
Dainius Zubrus	22	2	7	9	12	3	-	0	Alexander Urbom	1	0	0	0	0	1	-	0
Alexei Ponikarovsky	30	2	5	7	8	1	0	0	Jeff Frazee	1	0	0	0	0	-	0	0
Mark Fayne	31	1	5	6	16	6	0	0	Keith Kinkaid	1	0	0	0	0	-	0	0
Adam Larsson	37	0	6	6	12	4	0	1	Cam Janssen	4	0	0	0	2	1	-	0
Steve Sullivan	9	2	3	5	4	4	-	2	Harri Penson	4	0	0	0	2	1	-	0
Peter Harrold	23	2	3	5	6	8	-	1	Tim Sestito	6	0	0	0	2	1	0	0
Anton Volchenkov	37	1	4	5	37	1	-	0	Krys Barch	22	0	0	0	44	1	0	0
Matt D'Agostini	13	2	2	4	6	1	-	0									

GOALTENDERS

	GP	MIN	GA	EN	SO	AVG	W	L	OT	SA	SAV%
Jeff Frazee	1	19	0	1	0	0.00	0	0	0	3	1.000
Martin Brodeur	29	1757	65	2	2	2.22	13	9	7	654	.901
Keith Kinkaid	1	26	1	1	0	2.31	0	0	0	13	.923
Johan Hedberg	19	1108	51	1	1	2.76	6	10	3	435	.883

RESULTS

GM#	Date	Opponent	Score	GF-GA	Record	GM#	Date	Opponent	Score	GF-GA	Record
1	1/19	@ NY Islanders	2-1	2-1	1-0-0	25	3/9	@ Carolina	3-6	62-73	11-9-5
2	1/22	Philadelphia	3-0	5-1	2-0-0	26	3/10	Winnipeg	3-2^	65-75	12-9-5
3	1/25	Washington	3-2*	8-3	3-0-0	27	3/13	Philadelphia	5-2	70-77	13-9-5
4	1/27	@ Montreal	3-4*	11-7	3-0-1	28	3/15	@ Philadelphia	1-2^	71-79	13-9-6
5	1/29	@ Boston	1-2^	12-9	3-0-2	29	3/16	Montreal	1-2	72-81	13-10-6
6	1/31	NY Islanders	4-5*	16-14	3-0-3	30	3/19	NY Rangers	2-3	74-84	13-11-6
7	2/2	@ Pittsburgh	1-5	17-19	3-1-3	31	3/21	@ Carolina	4-1	78-85	14-11-6
8	2/3	@ NY Islanders	3-0	20-19	4-1-3	32	3/23	Florida	2-1	80-86	15-11-6
9	2/5	NY Rangers	3-1	23-20	5-1-3	33	3/25	@ Ottawa	2-3^	82-89	15-11-7
10	2/7	Tampa Bay	4-2	27-22	6-1-3	34	3/29	@ Tampa Bay	4-5^	86-94	15-11-8
11	2/9	Pittsburgh	3-1	30-23	7-1-3	35	3/30	@ Florida	2-3*	88-97	15-11-9
12	2/10	@ Pittsburgh	3-1	33-24	8-1-3	36	4/1	NY Islanders	1-3	89-100	15-12-9
13	2/12	Carolina	2-4	35-28	8-2-3	37	4/4	@ Boston	0-1	89-101	15-13-9
14	2/15	Philadelphia	5-3	40-31	9-2-3	38	4/6	Toronto	1-2	90-103	15-14-9
15	2/16	@ NY Islanders	1-5	41-36	9-3-3	39	4/7	@ Buffalo	2-3^	92-106	15-14-10
16	2/18	Ottawa	1-2^	42-38	9-3-4	40	4/10	Boston	4-5	96-111	15-15-10
17	2/21	@ Washington	3-2	45-40	10-3-4	41	4/12	Ottawa	0-2	96-113	15-16-10
18	2/23	@ Washington	1-5	46-45	10-4-4	42	4/15	@ Toronto	0-2	96-115	15-17-10
19	2/24	Winnipeg	2-4	48-49	10-5-4	43	4/18	@ Philadelphia	3-0	99-115	16-17-10
20	2/28	@ Winnipeg	1-3	49-52	10-6-4	44	4/20	Florida	6-2	105-117	17-17-10
21	3/2	@ Buffalo	3-4^	52-56	10-6-5	45	4/21	@ NY Rangers	1-4	106-121	17-18-10
22	3/4	@ Toronto	2-4	54-60	10-7-5	46	4/23	Montreal	3-2	109-123	18-18-10
23	3/5	Tampa Bay	2-5	56-65	10-8-5	47	4/25	Pittsburgh	3-2	112-125	19-18-10
24	3/7	Buffalo	3-2^	59-67	11-8-5	48	4/27	@ NY Rangers	0-4	112-129	19-19-10

* Denotes overtime

^ Denotes shootout



(35-29-18, 88 Pts., 6th Place, Metropolitan Division)

SCORING

Player	GP	G	A	PTS	PIM	+/-	PP	GW	Player	GP	G	A	PTS	PIM	+/-	PP	GW
Jaromir Jagr	82	24	43	67	46	16	5	6	Ryan Carter	62	7	3	10	35	6-	0	2
Patrik Elias	65	18	35	53	30	4-	4	1	Tuomo Ruutu	19	3	5	8	10	1	1	1
Travis Zajac	80	18	30	48	28	3	3	3	Anton Volchenkov	56	0	8	8	20	3	0	0
Adam Henrique	77	25	18	43	20	3	7	4	Reid Boucher	23	2	5	7	4	2	0	0
Marek Zidlicky	81	12	30	42	60	3-	8	2	Bryce Salvador	40	1	3	4	29	2-	0	0
Michael Ryder	82	18	16	34	18	6-	4	2	Peter Harrold	33	0	4	4	14	2-	0	0
Andy Greene	82	8	24	32	32	3	3	3	Cam Janssen	24	3	0	3	22	3	0	0
Eric Gelinas	60	7	22	29	22	3-	5	2	Adam Larsson	26	1	2	3	12	1-	0	1
Dainius Zubrus	82	13	13	26	46	1	0	1	Jacob Josefson	27	1	2	3	4	E	0	0
Ryane Clowe	43	7	19	26	33	10-	3	1	Tim Sestito	16	0	3	3	2	1	0	0
Damien Brunner	60	11	14	25	26	11-	4	1	Martin Brodeur	39	0	3	3	2	-	0	0
Andrei Loktionov	48	4	8	12	12	2	0	1	Rostislav Olesz	10	0	2	0	1	0	-	0
Steve Bernier	78	3	9	12	33	15-	0	1	Mattias Tedenby	15	1	0	1	10	8-	0	0
Stephen Gionta	66	4	7	11	18	8-	0	1	Joe Whitney	1	0	0	0	0	E	0	0
Mark Fayne	72	4	7	11	30	5-	0	0	Mike Siso	14	0	0	0	0	1-	0	0
Jon Merrill	52	2	9	11	12	3-	0	2	Cory Schneider	45	0	0	0	4	-	0	0

GOALTENDERS

	GP	MIN	GA	EN	SO	AVG	W	L	OT	SA	SAV%
Cory Schneider	45	2680	88	8	3	1.97	16	15	12	1107	.921
Martin Brodeur	39	2297	96	3	3	2.51	19	14	6	971	.901

RESULTS

GM#	Date	Opponent	Score	GF-GA	Record	GM#	Date	Opponent	Score	GF-GA	Record
1	10/3	@ Pittsburgh	0-3	0-3	0-1-0	42	1/3	Chicago	3-5	100-108	17-17-8
2	10/4	NY Islanders	3-4 [^]	3-7	0-1-1	43	1/4	@ Buffalo	1-2	101-110	17-18-8
3	10/7	@ Edmonton	4-5 [^]	7-12	0-1-2	44	1/7	Philadelphia	2-3 [*]	103-113	17-18-9
4	10/8	@ Vancouver	2-3 [*]	9-15	0-1-3	45	1/9	Dallas	1-0	104-113	18-18-9
5	10/11	@ Calgary	2-3	11-18	0-2-3	46	1/11	Florida	2-1 [*]	106-114	19-18-9
6	10/13	@ Winnipeg	0-3	11-21	0-3-3	47	1/12	@ Toronto	2-3 [^]	108-117	19-18-10
7	10/17	@ Ottawa	2-5	13-26	0-4-3	48	1/14	@ Montreal	4-1	112-118	20-18-10
8	10/19	NY Rangers	4-0	17-26	1-4-3	49	1/16	@ Colorado	1-2 [^]	113-120	20-18-11
9	10/22	@ Columbus	1-4	18-30	1-5-3	50	1/18	@ Phoenix	2-3	115-123	20-19-11
10	10/24	Vancouver	2-3 [^]	20-33	1-5-4	51	1/21	St. Louis	7-1	122-124	21-19-11
11	10/26	@ Boston	4-3	24-36	2-5-4	52	1/24	Washington	2-1	124-125	22-19-11
12	10/29	Tampa Bay	2-1	26-37	3-5-4	53	1/26	NY Rangers#	3-7	127-132	22-20-11
13	11/2	Philadelphia	0-1	26-38	3-6-4	54	1/28	@ St. Louis	0-3	127-135	22-21-11
14	11/3	@ Minnesota	0-4	26-42	3-7-4	55	1/30	@ Dallas	3-2 [*]	130-137	23-21-11
15	11/7	@ Philadelphia	3-0	29-42	4-7-4	56	1/31	@ Nashville	2-3 [*]	132-140	23-21-12
16	11/8	@ Toronto	1-2 [^]	30-44	4-7-5	57	2/3	Colorado	1-2 [*]	133-142	23-21-13
17	11/10	Nashville	5-0	35-44	5-7-5	58	2/7	Edmonton	2-1 [*]	135-143	24-21-13
18	11/12	@ NY Rangers	3-2	38-46	6-7-5	59	2/8	@ Washington	0-3	135-146	24-22-13
19	11/15	Los Angeles	0-2	38-48	6-8-5	60	2/27	Columbus	5-2	140-148	25-22-13
20	11/16	Pittsburgh	4-1	42-49	7-8-5	61	3/1	@ NY Islanders	6-1	146-149	26-22-13
21	11/20	@ Anaheim	4-3 [*]	46-52	8-8-5	62	3/2	San Jose	2-4	148-153	26-23-13
22	11/21	@ Los Angeles	2-1 [*]	48-53	9-8-5	63	3/4	Detroit	4-3	152-156	27-23-13
23	11/23	@ San Jose	1-2	49-55	9-9-5	64	3/7	@ Detroit	4-7	156-163	27-24-13
24	11/25	Winnipeg	1-3	50-58	9-10-5	65	3/8	Carolina	5-4	161-167	28-24-13
25	11/27	Carolina	3-4	53-62	9-11-5	66	3/11	@ Philadelphia	2-1	163-168	29-24-13
26	11/29	@ Carolina	5-2	58-64	10-11-5	67	3/14	@ Florida	3-5	166-173	29-25-13
27	11/30	Buffalo	1-0 [*]	59-64	11-11-5	68	3/15	@ Tampa Bay	0-3	166-176	29-26-13
28	12/2	@ Montreal	2-3	61-67	11-12-5	69	3/18	Boston	2-4	168-180	29-27-13
29	12/4	Montreal	3-4 [^]	64-71	11-12-6	70	3/20	Minnesota	4-3 [*]	172-183	30-27-13
30	12/6	Detroit	1-3	65-74	11-13-6	71	3/22	NY Rangers	0-2	172-185	30-28-13
31	12/7	@ NY Rangers	4-3 [*]	69-77	12-13-6	72	3/23	Toronto	3-2	175-187	31-28-13
32	12/10	@ Columbus	4-5	73-82	12-14-6	73	3/27	Phoenix	2-3 [^]	177-190	31-28-14
33	12/13	@ Pittsburgh	2-3	75-85	12-15-6	74	3/29	@ NY Islanders	1-2 [^]	178-192	31-28-15
34	12/14	Tampa Bay	3-0	78-85	13-15-6	75	3/31	Florida	6-3	184-195	32-28-15
35	12/18	Ottawa	5-2	83-87	14-15-6	76	4/1	@ Buffalo	2-3 [^]	186-198	32-28-16
36	12/20	Anaheim	2-3 [*]	85-90	14-15-7	77	4/4	Washington	2-1	188-199	33-28-16
37	12/21	@ Washington	5-4 [*]	90-94	15-15-7	78	4/5	@ Carolina	3-1	191-200	34-28-16
38	12/23	@ Chicago	2-5	92-99	15-16-7	79	4/7	Calgary	0-1	191-201	34-29-16
39	12/27	Columbus	1-2 [^]	93-101	15-16-8	80	4/10	@ Ottawa	1-2 [^]	192-203	34-29-17
40	12/28	@ NY Islanders	2-1	95-102	16-16-8	81	4/11	NY Islanders	2-3 [^]	194-206	34-29-18
41	12/31	Pittsburgh	2-1	97-103	17-16-8	82	4/13	Boston	3-2	197-208	35-29-18

* Denotes overtime

^ Denotes shootout

At Yankee Stadium, Bronx, NY.

(32-36-14, 78 Pts., 7th Place, Metropolitan Division)

SCORING

Player	GP	G	A	PTS	PIM	+/-	PP	GW	Player	GP	G	A	PTS	PIM	+/-	PP	GW
Adam Henrique	75	16	27	43	34	6-	5	3	Jacob Josefson	62	6	5	11	24	E	0	1
Michael Cammalleri	68	27	15	42	28	2	9	8	Dainius Zubrus	74	4	6	10	42	9-	0	1
Patrik Elias	69	13	21	34	12	20-	5	1	Damien Brunner	17	2	5	7	8	1-	0	0
Scott Gomez	58	7	27	34	23	10-	0	1	Peter Harrold	43	3	2	5	4	10-	0	0
Steve Bernier	67	16	16	32	28	2	4	2	Ryane Clowe	13	1	3	4	4	1-	0	0
Jaromir Jagr	57	11	18	29	42	10-	2	3	Mark Fraser	34	0	4	4	55	2	0	0
Travis Zajac	74	11	14	25	29	3-	4	0	Bryce Salvador	15	0	2	2	20	5-	0	0
Adam Larsson	64	3	21	24	34	2	0	1	Tim Sestito	15	0	2	2	33	1-	0	0
Marek Zidlicky	63	4	19	23	42	7-	3	0	Seth Helgeson	22	0	2	2	18	4	0	0
Andy Greene	82	3	19	22	20	1	0	1	Cory Schneider	69	0	2	2	0	-	0	0
Michael Ryder	47	6	13	19	30	1-	0	0	Reid Boucher	11	1	0	1	0	4-	0	0
Eric Gelinas	61	6	13	19	42	2-	3	2	Stefan Matteau	7	1	0	1	4	E	0	0
Damon Severson	51	5	12	17	22	13-	0	0	Joe Whitney	4	1	0	1	0	1-	0	0
Jordin Tootoo	68	10	5	15	72	1	1	1	Mike Siso	10	0	1	1	2	2-	0	0
Martin Havlat	40	5	9	14	10	11-	3	1	Raman Hrabarenka	1	0	0	0	0	1	0	0
Jon Merrill	66	2	12	14	24	14-	2	0	Scott Clemmensen	3	0	0	0	0	-	0	0
Tuomo Ruutu	77	7	6	13	28	3-	0	0	Keith Kinkaid	19	0	0	0	0	-	0	0
Stephen Gionta	61	5	8	13	12	4	0	1									

GOALTENDERS

	GP	MIN	GA	EN	SO	AVG	W	L	OT	SA	SAV%
Cory Schneider	69	3924	140	12	5	2.26	26	31	9	1982	.925
Keith Kinkaid	19	925	40	1	0	2.59	6	5	4	469	.915
Scott Clemmensen	3	102	8	0	0	4.71	0	0	1	54	.852

RESULTS

GM#	Date	Opponent	Score	GF-GA	Record	GM#	Date	Opponent	Score	GF-GA	Record
1	10/9	@ Philadelphia	6-4	6-4	1-0-0	42	1/6	Buffalo	4-1	94-118	15-20-7
2	10/11	@ Florida	5-1	11-5	2-0-0	43	1/8	@ Boston	0-3	94-121	15-21-7
3	10/14	@ Tampa Bay	2-1	13-6	3-0-0	44	1/9	NY Islanders	2-3*	96-124	15-21-8
4	10/16	@ Washington	2-6	15-12	3-1-0	45	1/14	@ Los Angeles	5-3	11-127	16-21-8
5	10/18	San Jose	2-4	17-16	3-2-0	46	1/16	@ Anaheim	1-5	12-133	16-22-8
6	10/21	NY Rangers	3-4*	20-20	3-2-1	47	1/19	@ San Jose	5-2	17-135	17-22-8
7	10/24	Dallas	2-3^	22-23	3-2-2	48	1/28	Toronto	2-1^	19-136	18-22-8
8	10/25	@ Ottawa	3-2*	25-25	4-2-2	49	1/30	Pittsburgh	1-2*	110-138	18-22-9
9	10/28	@ Pittsburgh	3-8	28-33	4-3-2	50	1/31	Florida	3-1	113-139	19-22-9
10	10/30	Winnipeg	2-1^	30-34	5-3-2	51	2/3	Ottawa	2-1	115-140	20-22-9
11	11/1	Columbus	3-2	33-36	6-3-2	52	2/6	Toronto	4-1	119-141	21-22-9
12	11/4	St. Louis	0-1	33-37	6-4-2	53	2/7	@ Montreal	2-6	121-147	21-23-9
13	11/6	@ St. Louis	3-4	36-41	6-5-2	54	2/9	Edmonton	1-2	122-149	21-24-9
14	11/7	@ Detroit	2-4	38-45	6-6-2	55	2/13	@ Chicago	1-3	123-152	21-25-9
15	11/10	@ Boston	2-4	40-49	6-7-2	56	2/14	@ Nashville	1-3	124-155	21-26-9
16	11/11	Minnesota	3-1	43-50	7-7-2	57	2/17	Buffalo	2-1^	126-156	22-26-9
17	11/14	@ Washington	1-0	44-50	8-7-2	58	2/20	Vancouver	4-2	130-158	23-26-9
18	11/15	Colorado	2-3	46-53	8-8-2	59	2/21	Carolina	3-1	133-160	24-26-9
19	11/18	@ Winnipeg	1-3	47-56	8-9-2	60	2/23	Arizona	3-0	136-160	25-26-9
20	11/21	@ Edmonton	2-0	49-56	9-9-2	61	2/25	Calgary	1-3	137-163	25-27-9
21	11/22	@ Calgary	4-5^	53-61	9-9-3	62	2/27	Boston	2-3*	139-166	25-27-10
22	11/25	@ Vancouver	0-2	53-63	9-10-3	63	2/28	@ Columbus	2-0	141-166	26-27-10
23	11/28	Detroit	4-5^	57-68	9-10-4	64	3/3	Nashville	3-1	144-167	27-27-10
24	11/29	@ NY Islanders	1-3	58-71	9-11-4	65	3/6	Columbus	2-3	146-170	27-28-10
25	12/2	@ Pittsburgh	0-1	58-72	9-12-4	66	3/8	Philadelphia	5-2	151-172	28-28-10
26	12/4	@ Toronto	5-3	63-75	10-12-4	67	3/10	@ Minnesota	2-6	153-178	28-29-10
27	12/6	Washington	1-4	64-79	10-13-4	68	3/12	@ Colorado	1-2^	154-180	29-29-11
28	12/8	@ Carolina	2-1	66-80	11-13-4	69	3/14	@ Arizona	4-1	159-181	29-29-11
29	12/9	Chicago	2-3^	68-83	11-13-5	70	3/17	Pittsburgh	2-0	161-181	30-29-11
30	12/11	@ Philadelphia	1-4	69-87	11-14-5	71	3/20	@ Buffalo	3-1	164-182	31-29-11
31	12/13	@ Dallas	3-4	72-91	11-15-5	72	3/21	NY Islanders	0-3	164-185	31-30-11
32	12/15	@ NY Islanders	2-3^	74-94	11-15-6	73	3/23	Los Angeles	1-3	165-188	31-31-11
33	12/17	Ottawa	0-2	74-96	11-16-6	74	3/26	@ Washington	2-3*	167-191	31-31-12
34	12/19	Tampa Bay	3-2^	77-98	12-16-6	75	3/28	@ Carolina	1-3	168-194	31-32-12
35	12/20	Washington	0-4	77-12	12-17-6	76	3/29	Anaheim	1-2	169-196	31-33-12
36	12/23	Carolina	1-2^	78-14	12-17-7	77	3/31	@ Columbus	2-3*	171-199	31-33-13
37	12/27	@ NY Rangers	1-3	79-17	12-18-7	78	4/3	Montreal	3-2^	174-21	32-33-13
38	12/29	Pittsburgh	3-1	82-18	13-18-7	79	4/4	@ NY Rangers	1-6	175-27	32-34-13
39	12/31	@ Detroit	1-3	83-111	13-19-7	80	4/7	NY Rangers	2-4	177-211	32-35-13
40	1/2	Montreal	2-4	85-115	13-20-7	81	4/9	@ Tampa Bay	3-4*	180-215	32-35-14
41	1/3	Philadelphia	5-2	90-117	14-20-7	82	4/11	@ Florida	2-3	182-218	32-36-14

* Denotes overtime

^ Denotes shootout

(38-36-8=84 Pts., 7th Place, Metropolitan Division)

SCORING

Player	GP	G	A	PTS	PIM	+/-	PP	GW	Player	GP	G	A	PTS	PIM	+/-	PP	GW
Kyle Palmieri	82	30	27	57	39	3	11	4	Eric Gelinas	34	1	5	6	16	8-	1	0
Adam Henrique	80	30	20	50	23	10	7	8	Jon Merrill	47	1	4	5	28	15-	0	1
Travis Zajac	74	14	28	42	25	3	6	2	Mike Siso	18	3	1	4	4	2-	1	0
Lee Stempniak	63	16	25	41	34	3	3	3	Jiri Tlustý	30	2	2	4	6	1-	1	0
Michael Cammalleri	42	14	24	38	18	15	3	1	Pavel Zacha	1	0	2	2	0	4	0	0
Damon Severson	72	1	20	21	32	8-	0	0	Blake Pietila	7	1	1	2	2	0	0	0
Reid Boucher	39	8	11	19	6	13-	2	4	Brian O'Neill	22	0	2	2	8	3-	0	0
David Schlemko	67	6	13	19	16	22-	1	3	Stefan Matteau	20	1	0	1	13	9-	0	0
John Moore	73	4	15	19	28	12-	1	3	David Warsofsky	10	0	1	1	2	3-	0	0
Adam Larsson	82	3	15	18	77	15	0	1	Seth Helgeson	19	0	1	1	17	5-	0	0
Joseph Blandisi	41	5	12	17	34	14-	4	1	Tuomo Ruutu	33	0	1	1	8	7-	0	0
Tyler Kennedy	50	3	13	16	14	14-	1	0	Steven Santini	1	0	0	0	2	2	0	0
Sergey Kalinin	78	7	15	33	9	3-	9	2	Miles Wood	1	0	0	0	0	0	0	0
Jacob Josefson	58	4	10	14	20	21-	3	1	Yann Danis	2	0	0	0	0	-	0	0
Devante Smith-Pelly	18	8	5	13	8	1-	0	2	Paul Thompson	3	0	0	0	2	0	0	0
Andy Greene	82	4	9	13	26	7	1	0	Marc-Andre Gragnani	4	0	0	0	2	2-	0	0
Stephen Gionta	82	1	10	11	43	13-	0	0	Jim O'Brien	4	0	0	0	2	4-	0	0
Bobby Farnham	50	8	2	10	92	2-	0	0	Scott Wedgewood	4	0	0	0	0	-	0	0
Jordin Tootoo	66	4	5	9	102	26-	2	0	Keith Kinkaid	23	0	0	0	2	-	0	0
Patrik Elias	16	2	6	8	10	5	0	0	Cory Schneider	58	0	0	0	0	-	0	0

GOALTENDERS

	GP	MIN	GA	EN	SO	AVG	W	L	OT	SA	SAV%
Cory Schneider	58	3412	122	6	4	2.15	27	25	6	1597	0.924
Keith Kinkaid	23	1240	58	7	2	2.81	9	9	1	605	0.904
Scott Wedgewood	4	241	5	0	1	1.24	2	1	1	116	0.957
Yann Danis	2	51	4	0	0	4.71	0	1	0	18	0.778

RESULTS

GM#	Date	Opponent	Score	GF-GA	Record	GM#	Date	Opponent	Score	GF-GA	Record
1	10/09	Winnipeg	1-3	1-3	0-1-0	42	01/08	Boston	1-4	95-101	20-17-5
2	10/10	@ Washington	3-5	4-8	0-2-0	43	01/10	@ Minnesota	2-1	97-102	21-17-5
3	10/13	Nashville	1-3	5-11	0-3-0	44	01/12	@ St Louis	2-5	99-107	21-18-5
4	10/16	San Jose	1-2 ^A	6-13	0-3-1	45	01/14	@ Colorado	0-3	99-110	21-19-5
5	10/18	@ NY Rangers	2-1*	8-14	1-3-1	46	01/16	@ Arizona	2-0	101-110	22-19-5
6	10/20	Arizona	3-2*	11-16	2-3-1	47	01/19	Calgary	4-2	105-112	23-19-5
7	10/22	@ Ottawa	5-4 ^A	16-20	3-3-1	48	01/21	Ottawa	6-3	111-115	24-19-5
8	10/24	@ Buffalo	4-3	20-23	4-3-1	49	01/23	@ Winnipeg	3-1	114-116	25-19-5
9	10/27	Columbus	1-3	21-26	4-4-1	50	01/26	@ Pittsburgh	0-2	114-118	25-20-5
10	10/29	@ Philadelphia	4-1	25-27	5-4-1	51	02/02	NY Rangers	3-2	117-120	26-20-5
11	10/31	NY Islanders	3-2 ^A	28-29	6-4-1	52	02/04	@ Toronto	2-3 ^A	119-123	26-20-6
12	11/03	@ NY Islanders	1-2	29-31	6-5-1	53	02/06	Washington	2-3 ^A	121-126	26-20-7
13	11/06	Chicago	4-2	33-33	7-5-1	54	02/08	@ NY Rangers	1-2	122-128	26-21-7
14	11/08	Vancouver	4-3*	37-36	8-5-1	55	02/09	Edmonton	2-1	124-129	27-21-7
15	11/10	St Louis	0-2	37-38	8-6-1	56	02/13	@ Philadelphia	2-1 ^A	126-130	28-21-7
16	11/12	@ Chicago	3-2	40-40	9-6-1	57	02/14	Los Angeles	1-0	127-130	29-21-7
17	11/14	Pittsburgh	4-0	44-40	10-6-1	58	02/16	Philadelphia	3-6	130-136	29-22-7
18	11/17	@ Calgary	2-3	46-43	10-7-1	59	02/19	NY Islanders	0-1	130-137	29-23-7
19	11/20	@ Edmonton	1-5	47-48	10-8-1	60	02/20	@ Washington	3-4	133-141	29-24-7
20	11/22	@ Vancouver	3-2	50-50	11-8-1	61	02/23	NY Rangers	5-2	138-143	30-24-7
21	11/25	Columbus	1-2	51-52	11-9-1	62	02/25	@ Columbus	1-6	139-149	30-25-7
22	11/27	Montreal	2-3 ^A	53-55	11-9-2	63	02/26	Tampa Bay	0-4	139-153	30-26-7
23	11/28	@ Montreal	3-2*	56-57	12-9-2	64	03/01	Carolina	1-3	140-156	30-27-7
24	12/01	Colorado	1-2	57-59	12-10-2	65	03/03	@ Nashville	5-4*	145-160	31-27-7
25	12/03	@ Carolina	5-1	62-60	13-10-2	66	03/04	@ Dallas	2-4	147-164	31-28-7
26	12/04	Philadelphia	3-4*	65-64	13-10-3	67	03/06	Pittsburgh	1-6	148-170	31-29-7
27	12/06	Florida	4-2	69-66	14-10-3	68	03/10	@ San Jose	3-0	151-170	32-29-7
28	12/08	@ Toronto	2-3 ^A	71-69	14-10-4	69	03/12	@ Los Angeles	2-1*	153-171	33-29-7
29	12/11	Detroit	3-2*	74-71	15-10-4	70	03/14	@ Anaheim	1-7	154-178	33-30-7
30	12/13	@ NY Islanders	0-4	74-75	15-11-4	71	03/17	Minnesota	7-4	161-182	34-30-7
31	12/15	@ Buffalo	2-0	76-75	16-11-4	72	03/19	@ Columbus	3-6	164-188	34-31-7
32	12/17	Florida	1-5	77-80	16-12-4	73	03/20	Columbus	2-1	166-189	35-31-7
33	12/19	Anaheim	1-2	78-82	16-13-4	74	03/24	@ Pittsburgh	3-0	169-189	36-31-7
34	12/20	@ Boston	1-2 ^A	79-84	16-13-5	75	03/25	Washington	0-1*	169-190	36-31-8
35	12/22	@ Detroit	4-3	83-87	17-13-5	76	03/27	@ Carolina	2-3	171-193	36-32-8
36	12/26	@ Carolina	1-3	84-90	17-14-5	77	03/29	Boston	2-1	173-194	37-32-8
37	12/29	Carolina	3-2	87-92	18-14-5	78	03/31	@ Florida	2-3	175-197	37-33-8
38	12/30	@ Ottawa	3-0	90-92	19-14-5	79	04/02	@ Tampa Bay	1-3	176-200	37-34-8
39	01/02	Dallas	3-2*	93-94	20-14-5	80	04/05	Buffalo	1-3	177-203	37-35-8
40	01/04	Detroit	0-1	93-95	20-15-5	81	04/07	Tampa Bay	2-4	179-207	37-36-8
41	01/06	@ Montreal	1-2	94-97	20-16-5	82	04/09	Toronto	5-1	184-208	38-36-8

* Denotes overtime

^A Denotes shootout

(28-40-14=70 Pts., 8th Place, Metropolitan Division)

SCORING

Player	GP	G	A	PTS	PIM	+/-	PP	GW	Player	GP	G	A	PTS	PIM	+/-	PP	GW
Kyle Palmieri	80	26	27	53	46	2	8	3	Ben Lovejoy	82	1	6	7	39	7-	0	1
Taylor Hall	72	20	33	53	32	9-	7	4	Jon Merrill	51	1	5	6	24	9-	0	0
Travis Zajac	80	14	31	45	33	8-	6	1	Yohann Autivut	25	2	2	4	2	1	0	0
Adam Henrique	82	20	20	40	38	20-	6	2	Sergey Kalinin	43	2	2	4	15	14-	0	0
Michael Cammalleri	61	10	21	31	21	9-	1	3	John Quenneville	12	1	3	4	2	1	1	0
Damon Severson	80	3	28	31	58	31-	0	1	Vernon Fiddler	39	1	2	3	29	11-	0	0
P.A. Parenteau	59	13	14	27	35	16-	4	2	Karl Stollery	11	0	3	3	13	5-	0	0
Pavel Zacha	70	8	16	24	19	17-	5	2	Dalton Prout	14	0	3	3	30	5-	0	0
John Moore	63	12	10	22	39	7-	1	1	Blake Coleman	23	1	1	2	27	7-	0	0
Beau Bennett	65	8	11	19	20	3-	1	1	Reid Boucher	9	0	2	2	0	0	0	0
Miles Wood	60	8	9	17	86	21-	2	0	Seth Helgeson	9	1	0	1	15	2	0	0
Andy Greene	66	4	9	13	8	16-	1	1	Blake Pietila	10	0	1	1	4	5-	0	0
Kyle Quincey	53	4	8	12	39	4	0	0	Keith Kinkaid	26	0	1	1	0	-	0	0
Jacob Josefson	38	1	9	10	16	1-	0	0	Ben Thomson	3	0	0	0	4	4-	0	0
Devante Smith-Pelly	53	4	5	9	12	19-	0	0	Blake Speers	3	0	0	0	0	0	0	0
Joseph Blandisi	27	3	6	9	26	10-	1	2	Kevin Rooney	4	0	0	0	4	3-	0	0
Stefan Noesen	32	6	2	8	22	4	0	0	Michael Kapla	5	0	0	0	0	1-	0	0
Nick Lappin	43	4	3	7	17	17-	0	0	Luke Gazdic	11	0	0	0	12	2-	0	0
Steven Santini	38	2	5	7	14	6-	0	0	Cory Schneider	60	0	0	0	0	-	0	0

GOALTENDERS

	GP	MIN	GA	EN	SO	AVG	W	L	OT	SA	SAV%
Keith Kinkaid	26	1476	65	4	1	2.64	8	13	3	778	0.916
Cory Schneider	60	3473	163	9	2	2.82	20	27	11	1781	0.908

RESULTS

GM#	Date	Opponent	Score	GF-GA	Record	GM#	Date	Opponent	Score	GF-GA	Record
1	10/13	@ Florida	1-2	1-2	0-0-1	42	01/09	Florida	0-3	95-124	16-18-8
2	10/15	@ Tampa Bay	2-3	3-5	0-1-1	43	01/12	@ Edmonton	2-3*	97-127	16-18-9
3	10/18	Anaheim	2-1	5-6	1-1-1	44	01/13	@ Calgary	2-1	99-128	17-18-9
4	10/20	@ Boston	1-2	6-8	1-2-1	45	01/15	@ Vancouver	2-1*	101-129	18-18-9
5	10/22	Minnesota	2-1*	8-9	2-2-1	46	01/17	@ Minnesota	4-3	105-132	19-18-9
6	10/25	Arizona	5-3	13-12	3-2-1	47	01/20	Montreal	1-3	106-135	19-19-9
7	10/28	Chicago	2-3*	15-15	3-2-2	48	01/21	@ Philadelphia	4-1	110-136	20-19-9
8	10/29	Tampa Bay	3-1	18-16	4-2-2	49	01/24	Los Angeles	1-3	111-139	20-20-9
9	11/03	@ Florida	3-4*	21-20	4-2-3	50	01/26	Washington	2-5	113-144	20-21-9
10	11/05	@ Tampa Bay	1-4	22-24	4-3-3	51	01/31	@ Detroit	4-3	117-147	21-21-9
11	11/06	@ Carolina	4-1	26-25	5-3-3	52	02/03	Calgary	3-4*	120-151	21-21-10
12	11/08	Carolina	3-2^	29-27	6-3-3	53	02/04	@ Columbus	5-1	125-152	22-21-10
13	11/11	@ Buffalo	2-1*	31-28	7-3-3	54	02/06	Buffalo	1-1	127-153	23-21-10
14	11/12	Buffalo	4-2	35-30	8-3-3	55	02/12	San Jose	1-4	128-157	23-22-10
15	11/15	@ Dallas	2-1*	37-31	9-3-3	56	02/14	Colorado	3-2	131-159	24-22-10
16	11/17	@ Anaheim	2-3	39-34	9-4-3	57	02/16	Ottawa	0-3	131-162	24-23-10
17	11/19	@ Los Angeles	2-4	41-38	9-5-3	58	02/18	NY Islanders	3-2	134-164	25-23-10
18	11/21	@ San Jose	0-4	41-42	9-6-3	59	02/19	@ NY Islanders	4-6	138-170	25-24-10
29	11/23	Toronto	5-4^	46-46	10-6-3	60	02/21	Ottawa	1-2	139-172	25-25-10
20	11/25	Detroit	4-5*	50-51	10-6-4	61	02/25	NY Rangers	3-4*	142-176	25-25-11
21	11/26	@ Pittsburgh	3-4^	53-55	10-6-5	62	02/27	Montreal	3-4*	145-180	25-25-12
22	11/29	@ Winnipeg	2-3	55-58	10-7-5	63	03/02	@ Washington	0-1	145-181	25-26-12
23	12/01	@ Chicago	3-4*	58-62	10-7-6	64	03/04	@ Boston	2-3	147-184	25-27-12
24	12/03	@ Nashville	5-4*	63-66	11-7-6	65	03/05	Columbus	0-3	147-187	25-28-12
25	12/06	Vancouver	3-2	66-68	12-7-6	66	03/07	@ Columbus	0-2	147-189	25-29-12
26	12/08	@ Montreal	2-5	68-73	12-8-6	67	03/09	@ Colorado	2-3	149-192	25-30-12
27	12/09	St. Louis	1-4	69-77	12-9-6	68	03/11	@ Arizona	4-5	153-197	25-31-12
28	12/11	@ NY Rangers	0-5	69-82	12-10-6	69	03/16	Philadelphia	6-2	159-199	26-31-12
29	12/15	@ St. Louis	2-5	71-87	12-11-6	70	03/17	@ Pittsburgh	4-6	163-205	26-32-12
30	12/17	@ Ottawa	1-3	72-90	12-12-6	71	03/19	Columbus	1-4	164-209	26-33-12
31	12/18	@ NY Rangers	2-3^	74-93	12-12-7	72	03/21	NY Rangers	3-2*	167-211	27-33-12
32	12/20	Nashville	1-5	75-98	12-13-7	73	03/23	@ Toronto	2-4	169-215	27-34-12
33	12/22	Philadelphia	4-0	79-98	13-13-7	74	03/25	Carolina	1-3	170-218	27-35-12
34	12/23	@ Pittsburgh	1-4	80-102	13-14-7	75	03/26	Dallas	1-2*	171-220	27-35-13
35	12/27	Pittsburgh	2-5	82-107	13-15-7	76	03/28	Winnipeg	3-4^	174-224	27-35-14
36	12/29	@ Washington	2-1^	84-108	14-15-7	77	03/31	@ NY Islanders	1-2	175-226	27-36-14
37	12/31	Washington	3-6	86-114	14-16-7	78	04/01	@ Philadelphia	0-3	175-229	27-37-14
38	01/02	Boston	3-0	89-114	15-16-7	79	04/04	Philadelphia	1-0*	176-229	28-37-14
39	01/03	@ Carolina	3-1	92-115	16-16-7	80	04/06	Pittsburgh	4-7	180-236	28-38-14
40	01/06	Toronto	2-4	94-119	16-17-7	81	04/08	NY Islanders	2-4	182-240	28-39-14
41	01/07	Edmonton	1-2*	95-121	16-17-8	82	04/09	@ Detroit	1-4	183-244	28-40-14

* Denotes overtime

^ Denotes shootout

(44-29-9=97 Pts., 4th Place, Metropolitan Division)

SCORING

Player	GP	G	A	PTS	PIM	+/-	PP	GW	Player	GP	G	A	PTS	PIM	+/-	PP	GW
Taylor Hall	76	39	53	93	34	14	13	7	Adam Henrique	24	4	10	14	6	6-	0	0
Nico Hirschier	82	20	32	52	26	10	1	2	Andy Greene	81	3	10	13	21	9-	1	0
Kyle Palmieri	62	24	20	44	30	1-	11	5	Pat Maroon	17	3	10	13	13	4-	0	1
Will Butcher	81	5	39	44	8	1	3	1	Steven Santini	36	2	8	10	21	0	1	0
Jesper Bratt	74	13	22	35	18	16-	4	2	Jimmy Hayes	33	3	6	9	6	2-	0	2
Miles Wood	76	19	13	32	84	6-	3	2	Ben Lovejoy	57	2	6	8	25	7	0	0
Sami Vatanen	57	3	25	28	32	1-	0	0	Michael Grabner	21	2	3	5	4	0	0	1
Stefan Noesen	72	13	14	27	36	12	0	4	Mirco Mueller	28	0	4	4	4	1	0	0
Brian Gibbons	59	12	14	26	20	10	2	3	Keith Kinkaid	41	0	2	2	2	-	0	0
Travis Zajac	63	12	14	26	25	8-	0	0	Nick Lappin	6	1	0	1	4	2	0	0
Blake Coleman	79	13	12	25	50	7	2	2	Ken Appleby	3	0	0	0	0	-	0	0
Pavel Zacha	69	8	15	25	30	3-	0	0	Eddie Lack	4	0	0	0	0	-	0	0
Damon Severson	76	9	17	24	42	8-	5	2	Blake Pietila	2	0	0	0	0	0	0	0
Brian Boyle	69	13	10	23	45	9-	0	2	Dalton Prout	4	0	0	0	13	2-	0	0
John Moore	81	7	11	18	47	3	4	2	John Quenneville	2	0	0	0	0	3-	0	0
Drew Stafford	59	8	7	15	10	20-	1	1	Kevin Rooney	1	0	0	0	0	0	0	0
Marcus Johansson	29	5	9	14	14	11-	2	0	Cory Schneider	40	0	0	0	0	-	0	0

GOALTENDERS

	GP	MIN	GA	EN	SO	AVG	W	L	OT	SA	SAV%
Keith Kinkaid	41	2298	106	1	1	2.77	26	10	3	1214	.913
Cory Schneider	40	2332	114	3	1	2.93	17	16	6	1228	.907
Eddie Lack	4	207	11	2	0	3.18	1	2	0	113	.903
Ken Appleby	3	124	3	0	0	1.45	0	1	0	55	.945

RESULTS

GM#	Date	Opponent	Score	GF-GA	Record	GM#	Date	Opponent	Score	GF-GA	Record
1	10/07	Colorado	4-1	4-1	1-0-1	42	01/13	Philadelphia	3-5	133-127	22-12-8
2	10/09	@ Buffalo	6-2	10-3	2-0-0	43	01/16	@ NY Islanders	4-1	137-128	23-12-8
3	10/11	@ Toronto	6-3	16-6	3-0-0	44	01/18	Washington	4-3	141-131	24-12-8
4	10/13	Washington	2-5	18-11	3-1-0	45	01/20	@ Philadelphia	1-3	142-134	24-13-8
5	10/14	@ NY Rangers	3-2	21-13	4-1-0	46	01/22	Detroit	0-3	142-137	24-14-8
6	10/17	Tampa Bay	5-4	26-17	5-1-0	47	01/23	@ Boston	2-3	144-140	19-18-9
7	10/19	@ Ottawa	5-4	31-21	6-1-0	48	01/25	Nashville	0-3	144-143	24-16-8
8	10/20	San Jose	0-3	31-24	6-2-0	49	01/30	@ Buffalo	3-1	147-144	25-16-8
9	10/27	Ottawa	5-4	36-28	7-2-0	50	02/01	Philadelphia	4-3	151-147	26-16-8
10	10/28	Arizona	4-3	40-31	8-2-0	51	02/03	Pittsburgh	3-1	154-148	27-16-8
11	11/01	@ Vancouver	2-0	26-25	9-2-0	52	02/06	@ Ottawa	3-5	157-153	27-17-8
12	11/03	@ Edmonton	3-6	29-27	9-3-0	53	02/08	Calgary	2-3	159-156	27-18-8
13	11/05	@ Calgary	4-5	49-42	9-3-1	54	02/10	Columbus	1-6	160-162	27-19-8
14	11/07	St. Louis	1-3	35-30	9-4-1	55	02/11	Boston	3-5	163-167	27-20-8
15	11/09	Edmonton	2-3	52-45	9-4-2	56	02/13	@ Philadelphia	5-4	169-171	28-20-8
16	11/11	Florida	2-1	54-46	10-4-2	57	02/15	Carolina	5-2	174-173	29-20-8
17	11/12	@ Chicago	7-5	61-51	11-4-2	58	02/17	@ Tampa Bay	4-3	178-176	30-20-8
18	11/16	@ Toronto	0-1	41-42	11-4-3	59	02/18	@ Carolina	3-2	181-178	31-20-8
19	11/18	@ Winnipeg	2-5	63-57	11-5-3	60	02/20	Columbus	1-2	182-180	31-21-8
20	11/20	@ Minnesota	4-3	50-51	12-5-3	61	02/22	Minnesota	2-4	184-184	31-22-8
21	11/22	Boston	2-3	69-63	12-5-4	62	02/24	NY Islanders	2-1	186-185	32-22-8
22	11/24	Vancouver	3-2	72-65	13-5-4	63	02/27	@ Pittsburgh	3-2	189-187	33-22-8
23	11/25	@ Detroit	4-3	76-68	14-5-4	64	03/01	@ Florida	2-3	191-190	33-23-8
24	11/27	Florida	2-3	78-71	14-6-4	65	03/02	@ Carolina	1-3	192-193	33-24-8
25	12/01	@ Colorado	2-1	80-72	15-6-4	66	03/04	Vegas	2-3	194-196	33-25-8
26	12/02	@ Arizona	0-5	80-77	15-7-4	67	03/06	Montreal	6-4	200-200	34-25-8
27	12/05	@ Columbus	4-1	84-78	16-7-4	68	03/08	Winnipeg	2-3	202-203	34-26-8
28	12/08	Columbus	3-5	87-83	16-8-4	69	03/10	@ Nashville	3-2	205-205	35-26-8
29	12/09	@ NY Rangers	2-5	89-88	16-9-4	70	03/14	@ Vegas	8-3	213-208	36-26-8
30	12/12	Los Angeles	5-1	94-89	17-9-4	71	03/17	@ Los Angeles	3-0	216-208	37-26-8
31	12/14	@ Montreal	2-3	95-91	17-9-5	72	03/18	@ Anaheim	2-4	218-212	37-27-8
32	12/15	Dallas	5-2	100-93	18-9-5	73	03/20	@ San Jose	2-6	220-218	37-28-8
33	12/18	Anaheim	5-3	105-96	19-9-5	74	03/23	@ Pittsburgh	4-3	224-221	38-28-8
34	12/21	NY Rangers	4-3	109-99	20-9-5	75	03/24	Tampa Bay	2-1	226-222	39-28-8
35	12/23	Chicago	4-1	113-100	21-9-5	76	03/27	Carolina	4-3	230-225	40-28-8
36	12/27	Detroit	3-1	116-101	22-9-5	77	03/29	Pittsburgh	3-4	233-229	40-28-9
37	12/29	Buffalo	3-4	119-105	22-9-6	78	03/31	NY Islanders	4-3	237-232	41-28-9
38	12/30	@ Washington	2-5	121-110	22-10-6	79	04/01	@ Montreal	2-1	239-233	42-28-9
39	01/02	@ St. Louis	2-3	123-113	22-10-7	80	04/03	NY Rangers	5-2	244-235	43-28-9
40	01/04	@ Dallas	3-4	126-117	22-11-7	81	04/05	Toronto	2-1	246-236	44-28-9
41	01/07	@ NY Islanders	4-5	130-122	22-11-8	82	04/07	@ Washington	3-5	249-241	44-29-9

* Denotes overtime

^ Denotes shootout

(31-41-10=72 Pts., 8th Place, Metropolitan Division)

SCORING

Player	GP	G	A	PTS	PIM	+/-	PP	GW	Player	GP	G	A	PTS	PIM	+/-	PP	GW
Kyle Palmieri	74	27	23	50	42	9-	11	2	Ben Lovejoy	51	2	5	7	33	1	0	0
Nico Hischier	69	17	30	47	24	0	3	3	Egor Yakovlev	25	2	5	7	6	6-	0	0
Travis Zajac	80	19	27	46	20	25-	5	3	Connor Carrick	20	1	6	7	6	6-	0	1
Damon Severson	82	11	28	39	58	27-	3	0	Jean-Sebastien Dea	20	3	2	5	6	1-	0	1
Taylor Hall	33	11	26	37	16	6-	1	3	Kurtis Gabriel	22	2	2	4	59	0	0	1
Blake Coleman	78	22	14	36	71	19-	3	3	Steven Santini	39	1	3	4	16	6-	0	0
Jesper Bratt	51	8	25	33	6	8-	1	1	Nathan Bastian	7	3	0	3	10	0	0	0
Will Butcher	78	4	26	30	18	17-	1	1	Michael McLeod	21	0	3	3	13	8-	0	0
Marcus Johansson	48	12	15	27	8	15-	2	1	John Quenneville	19	1	0	1	4	1-	0	1
Pavel Zacha	61	13	12	25	15	6-	4	2	Ryan Murphy	1	0	1	1	0	0	0	0
Andy Greene	82	5	20	25	16	9-	0	0	Blake Pietila	19	0	1	1	6	7-	0	0
Miles Wood	63	10	14	24	91	10-	1	1	Eric Tangradi	6	0	1	1	0	3-	0	0
Brian Boyle	47	13	6	19	22	13-	6	2	Mackenzie Blackwood	23	0	0	0	0	-	0	0
Sami Vatanen	50	4	13	17	22	17-	3	0	Brandon Gignac	1	0	0	0	0	2-	0	0
Brett Seney	51	5	8	13	31	14-	0	0	Eric Gryba	10	0	0	0	10	1-	0	0
Drew Stafford	57	5	8	13	18	7-	1	0	Josh Jacobs	1	0	0	0	0	1-	0	0
Kenny Agostino	27	4	9	13	8	2-	0	0	Keith Kinkaid	41	0	0	0	0	-	0	0
Mirco Mueller	53	1	10	11	17	3-	0	0	Nick Lappin	11	0	0	0	0	6-	0	0
Kevin Rooney	41	6	4	10	15	4-	0	1	Cory Schneider	26	0	0	0	0	-	0	0
Stefan Noesen	41	3	5	8	28	19-	0	0	Colton White	3	0	0	0	2	2-	0	0
Joey Anderson	34	4	3	7	6	7-	0	1									

GOALTENDERS

	GP	MIN	GA	EN	SO	AVG	W	L	OT	SA	SAV%
Keith Kinkaid	41	2302	129	0	3	3.36	15	18	6	1188	.891
Cory Schneider	23	1264	55	0	2	2.61	10	10	0	669	.918
Mackenzie Blackwood	26	1372	70	0	1	3.06	6	13	4	718	.903

RESULTS

GM#	Date	Opponent	Score	GF-GA	Record	GM#	Date	Opponent	Score	GF-GA	Record
1	10/06	Edmonton	5-2	5-2	1-0-0	42	01/08	@ Buffalo	1-5	122-141	16-19-7
2	10/11	Washington	6-0	11-2	2-0-0	43	01/10	Toronto	2-4	124-145	16-20-7
3	10/14	San Jose	3-2	14-4	3-0-0	44	01/12	Philadelphia	3-2	127-147	17-20-7
4	10/16	Dallas	3-0	17-4	4-0-0	45	01/14	Chicago	8-5	135-152	18-20-7
5	10/18	Colorado	3-5	20-9	4-1-0	46	01/15	@ Columbus	1-4	136-156	18-21-7
6	10/20	@ Philadelphia	2-5	22-14	4-2-0	47	01/17	@ NY Islanders	1-4	137-160	18-22-7
7	10/25	Nashville	3-4*	25-18	4-2-1	48	01/19	Anaheim	2-3	139-163	18-23-7
8	10/27	Florida	3-2	28-20	5-2-1	49	01/28	@ Pittsburgh	6-3	145-166	19-23-7
9	10/30	@ Tampa Bay	3-8	31-28	5-3-1	50	01/31	NY Rangers	3-4	148-170	19-24-7
10	11/01	@ Detroit	2-3	33-31	5-4-1	51	02/02	@ Montreal	3-2*	151-172	20-24-7
11	11/03	@ NY Islanders	0-3	33-34	5-5-1	52	02/05	Los Angeles	1-5	152-177	20-25-7
12	11/05	@ Pittsburgh	5-1	38-35	6-5-1	53	02/07	NY Islanders	1-2^	153-179	20-25-8
13	11/06	@ Ottawa	3-7	41-42	6-6-1	54	02/09	Minnesota	2-4	155-183	20-26-8
14	11/09	@ Toronto	1-6	42-48	6-7-1	55	02/10	Carolina	3-2	158-185	21-26-8
15	11/11	@ Winnipeg	2-5	44-53	6-8-1	56	02/12	@ St. Louis	3-8	161-193	21-27-8
16	11/13	Pittsburgh	4-2	48-55	7-8-1	57	02/14	@ Chicago	2-5	163-198	21-28-8
17	11/15	@ Philadelphia	3-0	51-55	8-8-1	58	02/15	@ Minnesota	5-4*	168-202	22-28-8
18	11/17	Detroit	2-3*	53-58	8-8-2	59	02/17	Buffalo	4-1	172-203	23-28-8
19	11/18	@ Carolina	1-2	54-60	8-9-2	60	02/19	Pittsburgh	3-4	175-207	23-29-8
20	11/21	Montreal	5-2	59-62	9-9-2	61	02/21	Ottawa	4-0	179-207	24-29-8
21	11/23	NY Islanders	3-4*	62-66	9-9-3	62	02/23	@ NY Rangers	2-5	181-212	24-30-8
22	11/25	@ Tampa Bay	2-5	64-71	9-10-3	63	02/25	Montreal	2-1	183-213	25-30-8
23	11/26	@ Florida	3-4*	67-75	9-10-4	64	02/27	Calgary	1-2	184-215	25-31-8
24	11/30	@ Washington	3-6	70-81	9-11-4	65	03/01	Philadelphia	3-6	187-221	25-32-8
25	12/01	Winnipeg	3-4*	73-85	9-11-5	66	03/02	@ Boston	0-1	187-222	25-33-8
26	12/03	Tampa Bay	1-5	74-90	9-12-5	67	03/05	Columbus	1-2^	188-224	25-32-9
27	12/06	@ Los Angeles	6-3	80-93	10-12-5	68	03/08	@ Washington	0-3	188-227	25-34-9
28	12/09	@ Anaheim	5-6^	85-99	10-12-6	69	03/09	@ NY Rangers	2-4	190-231	25-35-9
29	12/10	@ San Jose	2-5	87-104	10-13-6	70	03/12	@ Calgary	4-9	194-240	25-36-9
30	12/14	Vegas	5-4*	92-108	11-13-6	71	03/13	@ Edmonton	6-3	200-243	26-36-9
31	12/15	@ Nashville	1-2^	93-110	11-13-7	72	03/15	@ Vancouver	3-2^	203-245	27-36-9
32	12/18	Toronto	2-7	95-117	11-14-7	73	03/17	@ Colorado	0-3	203-248	27-37-9
33	12/20	@ Columbus	1-2	96-119	11-15-7	74	03/19	Washington	1-4	204-252	27-38-9
34	12/21	Ottawa	5-2	101-121	12-15-7	75	03/21	Boston	1-5	205-257	27-39-9
35	12/23	Columbus	0-3	101-124	12-16-7	76	03/23	Arizona	2-1^	207-258	28-39-9
36	12/27	@ Boston	5-2	106-126	13-16-7	77	03/25	Buffalo	3-1	210-259	29-39-9
37	12/29	Carolina	2-0	108-126	14-16-7	78	03/29	@ Detroit	0-4	210-263	29-40-9
38	12/31	Vancouver	4-0	112-126	15-16-7	79	03/30	St. Louis	2-3*	212-266	29-40-10
39	01/02	@ Dallas	4-5	116-131	15-17-7	80	04/01	NY Rangers	4-2	216-268	30-40-10
40	01/04	@ Arizona	3-2^	119-133	16-17-7	81	04/04	@ Carolina	1-3	217-270	30-41-10
41	01/06	@ Vegas	2-3	121-136	16-18-7	82	04/06	@ Florida	4-3*	221-273	31-41-10

* Denotes overtime

^ Denotes shootout

(28-29-12=68 Pts., 8th Place, Metropolitan Division)

SCORING

Player	GP	G	A	PTS	PIM	+/-	PP	GW	Player	GP	G	A	PTS	PIM	+/-	PP	GW
Kyle Palmieri	65	25	20	45	41	4-	11	3	Joey Anderson	18	4	2	6	2	1	0	0
Nikita Gusev	66	13	31	44	12	15-	5	2	Connor Carrick	29	1	5	6	17	6-	0	1
Nico Hischier	58	14	22	36	12	16-	2	1	Jesper Boqvist	35	4	0	4	8	11-	1	0
Jesper Bratt	60	16	16	32	6	6-	1	2	John Hayden	43	3	1	4	77	2-	0	1
Pavel Zacha	65	8	24	32	14	12-	3	1	Dakota Merris	10	1	3	4	4	7	0	0
Blake Coleman	57	21	10	31	40	2-	1	2	Matt Tennyson	20	0	3	3	6	2-	0	0
Damon Severson	69	8	23	31	52	20-	3	2	Fredrik Claesson	5	1	1	2	0	1	0	0
Travis Zajac	69	9	16	25	28	12-	1	1	Nick Merkley	4	1	1	2	2	0	0	0
Taylor Hall	30	6	19	25	20	11-	2	0	Michael McLeod	12	0	2	2	4	4	0	0
Wayne Simmonds	61	8	16	24	64	17-	5	1	Mackenzie Blackwood	47	1	1	0	0	0	0	0
Miles Wood	68	11	12	23	57	19-	0	1	Cory Schneider	13	0	1	1	0	0	0	0
Sami Vatanen	47	5	18	23	22	12-	1	0	Ben Street	3	0	1	1	0	0	0	0
Jack Hughes	61	7	14	21	10	26-	4	2	Louis Domingue	16	0	0	0	0	0	0	0
Will Butcher	56	4	17	21	6	8-	0	1	Josh Jacobs	2	0	0	0	2	1	0	0
P.K. Subban	68	7	11	18	79	21-	2	3	Janne Kuokkanen	1	0	0	0	0	0	0	0
Andy Greene	53	2	9	11	14	1	0	0	Brett Seney	2	0	0	0	0	1-	0	0
Kevin Rooney	49	4	5	9	20	8	0	0	Gilles Senn	2	0	0	0	0	0	0	0
Mirco Mueller	50	2	5	7	23	13-	0	0	Colton White	6	0	0	0	4	2-	0	0

GOALTENDERS

	GP	MIN	GA	EN	SO	AVG	W	L	OT	SA	SAV%
Mackenzie Blackwood	47	2684	124	0	3	2.77	22	14	8	1452	.915
Cory Schneider	13	679	40	0	1	3.53	3	6	2	355	.887
Louis Domingue	16	744	47	0	0	3.79	3	8	2	399	.882
Gilles Senn	2	70	4	0	0	3.42	0	1	0	41	.902

RESULTS

GM#	Date	Opponent	Score	GF-GA	Record	GM#	Date	Opponent	Score	GF-GA	Record
1	10/04	Winnipeg	4-5	4-5	0-0-1	36	12/23	@ Chicago	7-1	89-128	12-19-5
2	10/05	@ Buffalo	2-7	6-12	0-1-1	37	12/27	Toronto	4-5	93-132	12-19-6
3	10/09	@ Philadelphia	0-4	6-16	0-2-1	38	12/29	@ Ottawa	4-3	97-135	13-19-6
4	10/10	Oilers	3-4	9-20	0-2-2	39	12/31	Boston	3-2	100-137	14-19-6
5	10/12	@ Boston	0-3	9-23	0-3-2	40	01/02	@ NY Islanders	2-1	102-138	15-19-6
6	10/14	Florida	4-6	13-29	0-4-2	41	01/04	Colorado	2-5	104-143	15-20-6
7	10/17	NY Rangers	5-2	18-31	1-4-2	42	01/07	NY Islanders	3-4	107-147	15-20-7
8	10/19	Vancouver	1-0	19-31	2-4-2	43	01/09	@ NY Rangers	3-6	110-153	15-21-7
9	10/25	Arizona	3-5	22-36	2-5-2	44	01/11	@ Washington	5-1	115-154	16-21-7
10	10/30	Tampa Bay	6-7	28-43	2-5-3	45	01/12	Tampa Bay	3-1	118-155	17-21-7
11	11/01	Philadelphia	3-4	31-47	2-5-4	46	01/14	@ Toronto	4-7	122-162	17-22-7
12	11/02	@ Carolina	5-3	36-50	3-5-4	47	01/16	@ Washington	2-5	124-167	17-23-7
13	11/05	@ Winnipeg	2-1	38-51	4-5-4	48	01/18	@ Columbus	0-5	124-172	17-24-7
14	11/07	@ Calgary	2-5	40-56	4-6-4	49	01/27	@ Ottawa	4-3	128-175	18-24-7
15	11/08	@ Edmonton	0-4	40-60	4-7-4	50	01/30	Nashville	5-6	133-181	18-24-8
16	11/10	@ Vancouver	2-1	42-61	5-7-4	51	02/01	Dallas	2-3	135-184	18-24-9
17	11/13	Ottawa	2-4	44-65	5-8-4	52	02/04	Montreal	4-5	139-189	18-24-10
18	11/15	Pittsburgh	2-1	46-66	6-8-4	53	02/06	@ Philadelphia	5-0	144-189	19-24-10
29	11/16	@ Montreal	4-3	50-69	7-8-4	54	02/08	Los Angeles	3-0	147-189	20-24-10
20	11/19	Boston	1-5	51-74	7-9-4	55	02/11	Florida	3-5	150-194	20-25-10
21	11/22	@ Pittsburgh	1-4	52-78	7-10-4	56	02/13	Detroit	4-1	154-195	21-25-10
22	11/23	Detroit	5-1	57-79	8-10-4	57	02/14	@ Carolina	2-5	156-200	21-26-10
23	11/26	Minnesota	2-3	59-82	8-11-4	58	02/16	Columbus	4-3	160-203	22-26-10
24	11/28	@ Montreal	6-4	63-86	9-11-4	59	02/18	@ St. Louis	0-3	160-206	22-27-10
25	11/30	NY Rangers	0-4	63-90	9-12-4	60	02/20	San Jose	2-1	162-207	23-27-10
26	12/02	@ Buffalo	1-7	64-97	9-13-4	61	02/22	Washington	3-2	165-209	24-27-10
27	12/03	Vegas	3-4	67-101	9-14-4	62	02/25	@ Detroit	4-1	169-210	25-27-10
28	12/06	Chicago	1-2	68-103	9-14-5	63	02/27	@ San Jose	2-3	171-213	25-27-11
29	12/07	@ Nashville	4-6	72-109	9-15-5	64	02/29	@ Los Angeles	1-2	172-215	25-27-12
30	12/10	@ Dallas	0-2	72-111	9-16-5	65	03/01	@ Anaheim	3-0	175-215	26-27-12
31	12/13	Colorado	1-3	73-114	9-17-5	66	03/03	@ Vegas	0-3	175-218	26-28-12
32	12/14	@ Arizona	2-1	75-115	10-17-5	67	03/06	St Louis	4-2	179-220	27-28-12
33	12/18	Anaheim	3-1	78-116	11-17-5	68	03/07	@ NY Rangers	6-4	185-224	28-28-12
34	12/20	Washington	3-6	81-122	11-18-5	69	03/10	Pittsburgh	2-5	187-229	28-29-12
35	12/21	@ Columbus	1-5	82-127	11-19-5						

* Denotes overtime

^ Denotes shootout



DEVILS' ALL-STAR GAME REPRESENTATIVES

YEAR	HOST SITE	PLAYER	G (MINS)	A (GA)	PTS (GAA/SV%)	PIM (RESULT)
1983.....	NY Islanders	Hector Marini.....	0	1	1	0
1984	New Jersey	Joe Cirella	1	1	2	0
		Glenn Resch.....	31	3	5.81	W
1985.....	Calgary	Kirk Muller	0	1	1	0
		Phil Russell.....	0	0	0	2
1986.....	Hartford	Kirk Muller	0	0	0	0
1987.....	Quebec	Kirk Muller (1)	0	0	0	0
	(Rendez-Vous)	Kirk Muller (2)	0	0	0	2
1988.....	St. Louis.....	Kirk Muller	0	0	0	0
1989.....	Edmonton	Sean Burke*.....	30	3	6.00	-
		John MacLean.....	0	0	0	0
1990.....	Pittsburgh	Kirk Muller	2	1	3	0
1991.....	Chicago	John MacLean.....	1	0	1	0
1992.....	Philadelphia	Scott Stevens.....	1	0	1	0
1993.....	Montreal	Craig Billington	20	4	12.00	-
		Scott Stevens.....	0	2	2	0
1994.....	NY Rangers	Scott Stevens.....	1	1	2	0
1996.....	Boston	Martin Brodeur*.....	20	0	0.00	-
		Scott Stevens*.....	0	0	0	0
1997.....	San Jose.....	Martin Brodeur	20	4	12.00	W
		Scott Stevens.....	0	2	2	0
1998.....	Vancouver.....	Martin Brodeur	20	2	6.00	W
		Bobby Holik.....	0	0	0	0
		Scott Niedermayer	1	0	1	0
		Scott Stevens.....	0	0	0	0
1999.....	Tampa Bay	Martin Brodeur*.....	20	1	3.00	-
		Bobby Holik.....	0	1	1	0
		Scott Stevens.....	0	0	0	0
2000.....	Toronto	Martin Brodeur	20	2	6.00	L
		Patrik Elias.....	0	2	2	0
		Scott Gomez.....	0	0	0	0
		Scott Stevens.....	0	0	0	0
2001.....	Colorado.....	Martin Brodeur	20	5	15.00	W
		Scott Niedermayer	0	0	0	0
		Scott Stevens.....	0	2	2	0
2002.....	Los Angeles.....	Patrik Elias.....	0	1	1	0
		Brian Rafalski		Injured, did not play		
2003.....	Florida.....	Martin Brodeur	20	1	3.00	-
		Scott Stevens.....	0	0	0	0
2004.....	Minnesota.....	Martin Brodeur*.....	20	1	3.00	-
		Scott Niedermayer (C)...	0	1	1	0
		Brian Rafalski	0	0	0	0
		Scott Stevens* (C).....		Injured, did not play		
	YoungStars	Paul Martin	0	1	1	0
2006.....	Olympics.....	No game				
2007.....	Dallas.....	Martin Brodeur	20	6	18.00	-
		Brian Rafalski	0	2	2	0
	YoungStars	Zach Parise	2	4	6	0
2008.....	Atlanta.....	Martin Brodeur*.....		Unable to participate		
	YoungStars	David Clarkson	1	0	1	0
2009.....	Montreal.....	Zach Parise	1	0	1	0
2010.....	Olympics.....	No game				
2011.....	Carolina	Patrik Elias.....	1	1	2	0
2012.....	Ottawa	None				
	YoungStars	Adam Henrique		Injured, did not play		
		Adam Larsson.....		Injured, did not play		
2014.....	Olympics.....	No game				
2015.....	Columbus	Patrik Elias.....	0	2	2	0
2016.....	Nashville	Cory Schneider	9	2	.893	-
2017.....	Los Angeles.....	Taylor Hall.....	1	2	3	0
2018.....	Tampa Bay.....	Taylor Hall.....		Injured, did not play		
		Brian Boyle.....	0	0	0	0
2019.....	San Jose.....	Taylor Hall.....		Injured, did not play		
		Kyle Palmieri.....	1	0	2	0
2020.....	St. Louis.....	Kyle Palmieri.....		Injured, did not play		
		Nico Hischier.....	2	1	3	0
2022.....	Vegas.....	Jack Hughes	3	1	4	0
2023.....	Florida.....	Jack Hughes	0	0	0	0

*Indicates starter as selected by the fans.

CURRENT DEVILS IN ALL-STAR GAME

NICO HISCHIER

YEAR	TEAM	GP	G	A	PTS	PIM
2020.....	Metropolitan Division (NJ).....	1	2	1	3	0

JACK HUGHES

YEAR	TEAM	GP	G	A	PTS	PIM
2022.....	Metropolitan Division (NJ).....	1	3	1	4	0
2023.....	Metropolitan Division (NJ).....	1	0	0	0	0

ALL-TIME GOALTENDING

GOALTENDERS	GP	W	L	O/T	MINS	GA	SO	GAA
Jeff Frazee	1	0	0	0	20	0	0	0.00
Ken Appleby	3	0	1	0	124	3	0	1.45
Corey Schwab	24	7	6	2	1132	29	2	1.54
John Vanbiesbrouck	9	6	3	0	540	16	1	1.78
Richard Shulmistra	1	0	1	0	62	2	0	1.94
Martin Brodeur	1259	688	394	154	74083	2764	124*	2.24
Yann Danis	14	3	3	1	518	20	0	2.32
Johan Hedberg	80	38	29	7	4416	178	8	2.42
Mike Dunham	41	13	12	4	1786	72	3*	2.42
J.F. Dampousse	6	1	3	0	295	12	0	2.44
Kevin Weekes	25	9	7	1	1138	49	0	2.58
Scott Clemmensen	68	32	19	6	3648	158	4	2.60
Scott Wedgewood	20	5	9	4	1129	51	3	2.71
Peter Sidorkiewicz	4	0	3	0	150	7	0	2.80
Mackenzie Blackwood	152	65	57	18	8564	424	8	2.97
Cory Schneider	311	115	133	50	17872	745	17	2.87
Keith Kinkaid	151	64	55	17	8267	399	7	2.90
Eric Comrie	1	1	0	0	60	3	0	3.00
Mike McKenna	2	0	1	0	118	6	0	3.05
Chris Terreri	302	118	118	34	16561	847	7	3.07
Eddie Lack	4	1	2	0	207	11	0	3.18
Gilles Senn	2	0	1	0	70	4	0	3.42
Sean Burke	162	62	66	23	9061	552	4	3.66
Louis Domingue	16	3	8	2	744	47	0	3.79
Bob Sauve	49	14	21	4	2525	163	0	3.87
Craig Billington	111	43	46	8	5907	392	4	3.98
Glenn Resch	198	49	113	20	10953	752	1*	4.12
Aaron Dell	7	1	5	0	319	22	0	4.14
Ron Low	81	16	43	9	4153	287	1*	4.15
Sam St. Laurent	4	2	1	0	188	13	1	4.15
Alain Chevrier	140	53	64	7	7370	518	1	4.22
Chad Erickson	2	1	1	0	120	9	0	4.50
Kirk McLean	6	2	1	0	271	21	0	4.65
Hannu Kampuri	13	1	10	1	635	54	0	5.10
Lindsay Middlebrook	9	0	6	1	412	37	0	5.39
Jeff Reese	3	0	2	0	139	13	0	5.61
Roland Melanson	1	0	0	0	20	2	0	6.00
Shawn MacKenzie	6	0	1	0	130	15	0	6.92
Karl Friesen	4	0	2	1	130	16	0	7.38
Jon Gillies	20	3	10	2	1005	59	0	3.76
Andrew Hammond	7	1	5	1	386	30	0	4.66
Nico Daws	25	10	11	1	1272	66	0	3.11
Akira Schmid	24	9	9	2	901	51	1	2.69
Jonathan Bernier	10	4	4	1	510	26	0	3.06
Vitek Vanecek	52	33	11	4	2916	119	3	2.45

*Low & Resch shared shutout, 12/4/83; Brodeur & Dunham shared shutout, 11/9/96.

CONSECUTIVE 40 WINS/.500 WIN PCTG./PLAYOFF SEASONS

The Devils tied a league record with their 13th consecutive 40-win campaign in 2009-10 ('96-97 to '09-10). New Jersey picked up its 40th victory with a 3-1 victory Mar. 12, 2010 vs. Pittsburgh. Montreal held the league mark ('70-71 to '82-83).

Also in 2009-10, the Devils posted their 18th straight .500-plus season. The club's stretch was the third-longest in NHL history (Mtl., 32, '51-52 to '82-93; and Bos., 29, '67-68 to '95-96). New Jersey assured itself of a .500-plus mark with a 5-2 win Mar. 17, 2010 vs. Pittsburgh.

The Devils were in the Stanley Cup Playoffs for the 13th consecutive year in 2009-10, at the time, the longest stretch in the Eastern Conference. New Jersey clinched a playoff berth with a 4-2 win Mar. 27, 2010 at Montreal.

1. 11/12/83: Cgy. 4 @ DEVILS 3 (Nilsson, 2:36 PPG)
Goaltenders: LOW/Edwards
 2. 12/23/83: Pit. 6 @ DEVILS 5 (Carlyle, 2:12)
Goaltenders: RESCH/Romano
 3. 12/27/83: STL. 5 @ DEVILS 4 (B. Sutter, 1:25)
Goaltenders: RESCH/Heinz
 4. 1/4/84: DEVILS 3 @ NYR 4 (Ruotsalainen, 4:47)
Goaltenders: RESCH/Hanlon
 5. 1/20/84: STL. 4 @ DEVILS 3 (Mullen, 1:22)
Goaltenders: RESCH/Liut
 6. 2/16/84: Hfd. 5 @ DEVILS 6 (LUDVIG, 4:54)
Goaltenders: RESCH/Staniowski
 7. 2/19/84: NYI 5 @ DEVILS 4 (Tonelli, 3:40)
Goaltenders: RESCH/Melanson
 8. 3/10/84: DEVILS 5 @ STL. 6 (Ramage, 3:09 PPG)
Goaltenders: RESCH/Liut
 9. 11/23/84: DEVILS 4 @ Min. 5 (Hartsburg, 3:35)
Goaltenders: RESCH/Melanson
 10. 1/6/85: DEVILS 4 @ NYR 5 (Sandstrom, 1:14)
Goaltenders: RESCH/Hanlon
 11. 10/13/85: DEVILS 3 @ NYR 2 (PRESTON, 3:41)
Goaltenders: CHEVRIER/Kleisinger
 12. 10/17/85: Hfd. 4 @ DEVILS 3 (Dineen, 1:49)
Goaltenders: RESCH/Weeks
 13. 11/2/85: NYR 5 @ DEVILS 6 (BRIDGMAN, 0:50)
Goaltenders: CHEVRIER/Vanbiesbrouck
 14. 1/15/86: DEVILS 4 @ Det. 3 (HIGGINS, 1:23)
Goaltenders: CHEVRIER/Mio
 15. 1/24/86: DEVILS 6 @ Edm. 7 (Gretzky, 1:29)
Goaltenders: BILLINGTON/Fuhr
 16. 2/2/86: NYI 3 @ DEVILS 2 (Bossy, 3:28)
Goaltenders: RESCH/Smith
 17. 2/20/86: Que. 3 @ DEVILS 4 (PRESTON, 4:56)
Goaltenders: RESCH/Gosselin
-
18. 10/30/86: NYI 6 @ DEVILS 7 (BROTEN, 4:22)
Goaltenders: CHEVRIER/Hrudey
 19. 12/17/86: Tor. 2 @ DEVILS 3 (SULLIMAN, 0:35)
Goaltenders: CHEVRIER/Wregget
 20. 2/8/87: Pit. 2 @ DEVILS 1 (Kontos, 2:12)
Goaltenders: CHEVRIER/Meloche
 21. 3/14/87: DEVILS 6 @ NYI 7 (LaFontaine, 1:01)
Goaltenders: CHEVRIER/Hrudey
 22. 3/18/87: DEVILS 3 @ Wpg. 4 (Mullen, 0:40)
Goaltenders: CHEVRIER/Berthiaume
 23. 3/21/87: DEVILS 7 @ STL. 6 (VERBEEK, 3:12)
Goaltenders: CHEVRIER/Millen
 24. 4/5/87: Wsh. 6 @ DEVILS 5 (Franceschetti, 0:12)
Goaltenders: BILLINGTON/Mason
-
25. 10/17/87: DEVILS 3 @ Hfd. 4 (Turgeon, 3:59)
Goaltenders: CHEVRIER/Weeks
 26. 11/25/87: DEVILS 8 @ Edm. 7 (A. BROTEN, 0:13)
Goaltenders: CHEVRIER/Fuhr
 27. 1/21/88: Det. 3 @ DEVILS 2 (Ashton, 3:37)
Goaltenders: SAUVE/St. Laurent
 28. 1/29/88: Chi. 2 @ DEVILS 3 (WOLANIN, 4:43)
Goaltenders: SAUVE/Mason
 29. 3/5/88: DEVILS 7 @ Bos. 6 (BRICKLEY, 0:47)
Goaltenders: BURKE/Keans
 30. 4/3/88: DEVILS 4 @ Chi. 3 (MacLEAN, 2:21)
Goaltenders: BURKE/Pang
-
31. 11/9/88: Edm. 3 @ DEVILS 2 (Anderson, 4:46)
Goaltenders: BURKE/Fuhr
 32. 1/20/89: DEVILS 6 @ Wsh. 5 (MULLER, 4:25)
Goaltenders: BURKE/Malarchuk
 33. 2/17/89: DEVILS 2 @ Wpg. 3 (Ellett, 2:43)
Goaltenders: BURKE/Essensa
 34. 3/11/89: DEVILS 2 @ NYI 3 (LaFontaine, 1:04)
Goaltenders: BURKE/Hackett
 35. 3/29/89: NYI 5 @ DEVILS 4 (Kerr, 0:27 PPG)
Goaltenders: BILLINGTON/Hackett
-
36. 10/13/89: Mtl. 4 @ DEVILS 3 (Lebeau, 2:50)
Goaltenders: TERRERI/Hayward
 37. 11/15/89: Min. 2 @ DEVILS 1 (Donatelli, 1:35)
Goaltenders: BURKE/Casey
-
38. 11/17/89: NYR 4 @ DEVILS 5 (MULLER, 3:37)
Goaltenders: BURKE/Vanbiesbrouck
 39. 11/28/89: NYI 2 @ DEVILS 3 (MacLEAN, 3:30)
Goaltenders: BURKE/Fitzpatrick
 40. 12/19/89: DEVILS 4 @ NYI 5 (Don Maloney, 3:18)
Goaltenders: TERRERI/Healy
 41. 12/22/89: DEVILS 5 @ Phi. 4 (MULLER, 1:18)
Goaltenders: BURKE/Wregget
 42. 2/19/90: DEVILS 3 @ NYR 4 (Mullen, 4:47)
Goaltenders: BURKE/Vanbiesbrouck
-
43. 1/12/91: Edm. 5 @ DEVILS 4 (S. Smith, 0:56)
Goaltenders: TERRERI/Ranford
 44. 3/27/91: Hfd. 3 @ DEVILS 4 (BROWN, 2:47)
Goaltenders: BURKE/Sidorkiewicz
-
45. 11/4/91: DEVILS 2 @ Mtl. 3 (Keane, 0:38)
Goaltenders: TERRERI/Roy
 46. 11/20/91: Wsh. 5 @ DEVILS 6 (RICHER, 1:41)
Goaltenders: BILLINGTON/Beaupre
 47. 2/18/92: Phi. 3 @ DEVILS 4 (FETISOV, 1:42)
Goaltenders: TERRERI/Hextall
 48. 2/28/92: NYI 3 @ DEVILS 2 (Thomas, 3:48)
Goaltenders: TERRERI/Healy
 49. 3/7/92: DEVILS 2 @ Wsh. 3 (D. Hunter, 2:49)
Goaltenders: TERRERI/Beaupre
 50. 4/12/92: Wsh. 4 @ DEVILS 3 (Bondra, 2:15)
Goaltenders: TERRERI/Hrivnak
-
51. 10/22/92: DEVILS 6 @ Chi. 5 (RICHER, 0:49)
Goaltenders: TERRERI/Belfour
 52. 10/28/92: DEVILS 4 @ Hfd. 3 (McKAY, 0:48)
Goaltenders: BILLINGTON/Pietrangelo
 53. 11/14/92: DEVILS 4 @ Wsh. 3 (HOLIK, 2:09)
Goaltenders: BILLINGTON/Beaupre
 54. 12/23/92: DEVILS 5 @ NYR 4 (RICHER, 1:33)
Goaltenders: BILLINGTON/Vanbiesbrouck
-
55. 11/20/93: Det. 4 @ DEVILS 3 (Kozlov, 0:29)
Goaltenders: TERRERI/Cheveldae
 56. 3/3/94: DEVILS 5 @ TB 4 (MacLEAN, 3:04)
Goaltenders: TERRERI/Puppa
-
57. 1/26/95: DEVILS 0 @ Bos. 1 (Oates, 3:43)
Goaltenders: TERRERI/Lacher
 58. 3/19/95: Bos. 3 @ DEVILS 4 (RICHER, 1:36)
Goaltenders: TERRERI/Lacher
 59. 4/22/95: Phi. 4 @ DEVILS 3 (LeClair, 0:54)
Goaltenders: BRODEUR/Roussel
-
60. 11/29/95: Col. 3 @ DEVILS 4 (RICHER, 0:57)
Goaltenders: BRODEUR/Thibault
 61. 12/19/95: Phi. 4 @ DEVILS 5 (GUERIN, 2:13 PPG)
Goaltenders: BRODEUR/Hextall
 62. 1/30/96: DEVILS 3 @ Van. 2 (THOMAS, 3:46)
Goaltenders: BRODEUR/Hirsch
 63. 2/3/96: DEVILS 3 @ Ott. 2 (McKAY, 0:41)
Goaltenders: BRODEUR/Rhodes
 64. 3/9/96: DEVILS 4 @ Pit. 3 (THOMAS, 0:21)
Goaltenders: BRODEUR/Barraso
 65. 3/10/96: DEVILS 3 @ Phi. 2 (GUERIN, 3:45 PPG)
Goaltenders: BRODEUR/Snow
 66. 3/23/96: DEVILS 3 @ NYI 2 (THOMAS, 3:38)
Goaltenders: BRODEUR/Fichaud
-
67. 11/12/96: Wsh. 2 @ DEVILS 3 (NIEDERMAYER, 3:04)
Goaltenders: BRODEUR/Carey
 68. 11/28/96: DEVILS 3 @ Phx. 4 (Tkachuk, 4:08)
Goaltenders: BRODEUR/Khabibulin
 69. 12/7/96: Phx. 4 @ DEVILS 3 (Shannon, 2:03)
Goaltenders: BRODEUR/Wakaluk
-
70. 10/23/97: Mtl. 1 @ DEVILS 2 (SYKORA, 4:43 PPG)
Goaltenders: BRODEUR/Moog
 71. 11/22/97: Fla. 2 @ DEVILS 1 (Jovanovski, 4:08)
Goaltenders: DUNHAM/Vanbiesbrouck
 72. 1/1/98: DEVILS 1 @ Fla. 2 (R. Niedermayer, 1:53 PPG)
Goaltender: SHULMISTRA/Vanbiesbrouck

-
73. 1/5/98: Dal. 4 @ DEVILS 3 (Lehtinen, 0:34)
Goaltenders: BRODEUR/Belfour
74. 4/15/98: Buf. 4 @ DEVILS 5 (STEVENS, 4:38)
Goaltenders: DUNHAM/Shields
-
75. 11/19/98: Car. 2 @ DEVILS 3 (PANDOLFO, 3:37)
Goaltenders: BRODEUR/Irbe
76. 12/10/98: DEVILS 5 @ Phi. 4 (ANDREYCHUK, 1:18)
Goaltenders: BRODEUR/Hextall
77. 1/30/99: Nsh. 3 @ DEVILS 2 (Bordeleau, 2:43)
Goaltenders: BRODEUR/Dunham
78. 4/16/99: Phi. 2 @ DEVILS 3 (HOLIK, 3:27)
Goaltenders: TERRERI/Vanbiesbrouck
-
79. 10/22/99: DEVILS 1 @ Dal. 2 (Zubov, 0:32)
Goaltenders: BRODEUR/Belfour
80. 11/28/99: DEVILS 3 @ SJ 4 (Marleau, 4:54)
Goaltenders: BRODEUR/Shields
81. 12/29/99: Bos. 4 @ DEVILS 5 (ELIAS, 0:19)
Goaltenders: BRODEUR/Dafoe
82. 1/3/00: DEVILS 4 @ Ott. 3 (MORRISON, 2:52)
Goaltenders: BRODEUR/Lalime
83. 1/14/00: Wsh. 3 @ DEVILS 2 (Oates, 4:37)
Goaltenders: BRODEUR/Kolzig
84. 1/28/00: DEVILS 3 @ Car. 4 (O'Neill, 0:16)
Goaltenders: TERRERI/Irbe
85. 2/24/00: DEVILS 2 @ Mtl. 3 (Brunet, 0:58 PPG)
Goaltenders: BRODEUR/Hackett
86. 4/8/00: Fla. 1 @ DEVILS 2 (ARNOTT, 0:47)
Goaltenders: BRODEUR/Vernon
-
87. 10/30/00: Fla. 5 @ DEVILS 6 (HOLIK, 1:55)
Goaltenders: BRODEUR/Kidd
88. 11/16/00: DEVILS 3 @ Bos. 2 (GOMEZ, 4:58)
Goaltenders: BRODEUR/Dafoe
89. 11/18/00: Car. 2 @ DEVILS 3 (ELIAS, 4:20)
Goaltenders: BRODEUR/Irbe
90. 1/25/01: DEVILS 3 @ STL. 4 (Turgeon, 3:17)
Goaltenders: BRODEUR/Turek
91. 1/27/01: DEVILS 3 @ Bos. 4 (Samsonov, 1:14)
Goaltenders: BRODEUR/Dafoe
92. 2/10/01: DEVILS 4 @ Pit. 5 (Kovalev, 0:18)
Goaltenders: BRODEUR/Parent
93. 3/6/01: Ott. 2 @ DEVILS 3 (ELIAS, 0:28)
Goaltenders: BRODEUR/Lalime
94. 3/17/01: DEVILS 6 @ Edm. 5 (ELIAS, 4:51)
Goaltenders: BRODEUR/Salo
-
95. 10/17/01: DEVILS 3 @ NYR 4 (Fleury, 1:20 PPG)
Goaltenders: BRODEUR/Richter
96. 10/30/01: DEVILS 4 @ Bos. 3 (NIEDERMAYER, 0:52)
Goaltenders: BRODEUR/Dafoe
97. 11/9/01: Tor. 2 @ DEVILS 3 (ELIAS, 3:26 PPG)
Goaltenders: BRODEUR/Joseph
98. 11/15/01: DEVILS 4 @ Bos. 5 (Thornton, 1:45)
Goaltenders: BRODEUR/Dafoe
99. 12/12/01: NYI 2 @ DEVILS 3 (NIEDERMAYER, 1:25 PPG)
Goaltenders: BRODEUR/Osgood
100. 1/15/02: TB 5 @ DEVILS 4 (Ciger, 1:25)
Goaltenders: BRODEUR/Khabibulin
101. 2/9/02: DEVILS 2 @ Pit. 1 (RAFALSKI, 4:51)
Goaltenders: BRODEUR/Hedberg
102. 3/17/02: Van. 3 @ DEVILS 2 (Ohlund, 3:04 PPG)
Goaltenders: BRODEUR/Skudra
103. 4/7/02: Bos. 2 @ DEVILS 3 (NIEDERMAYER, 3:17)
Goaltenders: BRODEUR/Grahame
104. 4/13/02: DEVILS 4 @ Wsh. 3 (NIEDERMAYER, 1:53)
Goaltenders: VANBIESBROUCK/Charpentier
-
105. 10/18/02: Nsh. 2 @ DEVILS 3 (ELIAS, 1:16)
Goaltenders: BRODEUR/Dunham
106. 11/12/02: Ana. 2 @ DEVILS 3 (LANGENBRUNNER, 3:04)
Goaltenders: BRODEUR/Giguere
107. 11/19/02: Buf. 3 @ DEVILS 4 (NIEDERMAYER, 1:23)
Goaltenders: BRODEUR/Miller
108. 11/27/02: DEVILS 2 @ Det. 3 (Draper, 1:55)
Goaltenders: BRODEUR/Joseph
109. 11/30/02: DEVILS 5 @ STL. 4 (FRISEN, 4:48)
Goaltenders: BRODEUR/Brathwaite
-
110. 12/2/02: DEVILS 1 @ Phi. 0 (GIONTA, 2:51)
Goaltenders: BRODEUR/Cechmanek
111. 12/4/02: Van. 3 @ DEVILS 2 (Bertuzzi, 0:56)
Goaltenders: BRODEUR/Cloutier
112. 12/14/02: DEVILS 3 @ Ott. 4 (Fisher, 3:10)
Goaltenders: BRODEUR/Lalime
113. 12/28/02: Wsh. 1 @ DEVILS 2 (NIEDERMAYER, 4:10 PPG)
Goaltenders: BRODEUR/Kolzig
114. 1/22/03: DEVILS 5 @ SJ 4 (NIEUWENDYK, 4:32)
Goaltenders: BRODEUR/Kiprusoff
115. 1/25/03: DEVILS 1 @ LA 2 (Palfy, 3:50)
Goaltenders: BRODEUR/Potvin
116. 3/1/03: Wsh. 1 @ DEVILS 2 (STEVENS, 2:54)
Goaltenders: BRODEUR/Kolzig
117. 3/5/03: DEVILS 4 @ Cgy. 5 (Gelinis, 1:54)
Goaltenders: SCHWAB/Turek
118. 4/1/03: Tor. 3 @ DEVILS 2 (Kaberle, 2:44)
Goaltenders: BRODEUR/Belfour
-
119. 11/5/03: SJ 2 @ DEVILS 3 (LANGENBRUNNER, 4:17)
Goaltenders: BRODEUR/Nabokov
120. 11/21/03: Pit. 1 @ DEVILS 2 (ELIAS, 0:39)
Goaltenders: BRODEUR/Fleury
121. 12/10/03: NYI 0 @ DEVILS 1 (ELIAS, 2:09)
Goaltenders: BRODEUR/Snow
122. 12/26/03: NYI 4 @ DEVILS 3 (Parrish, 1:25)
Goaltenders: BRODEUR/Snow
123. 1/5/04: Edm. 2 @ DEVILS 3 (ELIAS, 0:41)
Goaltenders: BRODEUR/Salo
124. 1/17/04: Wsh. 1 @ DEVILS 2 (ELIAS, 2:17)
Goaltenders: SCHWAB/Kolzig
125. 2/15/04: LA 2 @ DEVILS 3 (MARTIN, 3:53)
Goaltenders: BRODEUR/Cechmanek
126. 3/5/04: DEVILS 2 @ TB 3 (Andreychuk, 2:17)
Goaltenders: BRODEUR/Khabibulin
127. 3/23/04: DEVILS 4 @ Fla. 3 (NIEDERMAYER, 3:55)
Goaltenders: BRODEUR/Luongo
-
128. 10/8/05: NYR 2 @ DEVILS 3 (RAFALSKI, 3:17)
Goaltenders: BRODEUR/Lundqvist
129. 11/1/05: Pit. 4 @ DEVILS 3 (Gonchar, 1:01)
Goaltenders: CLEMMENSEN/Caron
130. 12/11/05: DEVILS 2 @ CBJ 3 (Berard, 4:46)
Goaltenders: BRODEUR/Denis
131. 12/15/05: Atl. 3 @ DEVILS 2 (Savard, 4:55 PPG)
Goaltenders: BRODEUR/Garnett
132. 1/26/06: DEVILS 0 @ TB 1 (Fedotenko, 2:22)
Goaltenders: BRODEUR/Grahame
133. 2/9/06: DEVILS 3 @ Bos. 2 (GIONTA, 2:10)
Goaltenders: BRODEUR/Thomas
134. 3/23/06: DEVILS 5 @ Atl. 6 (Bondra, 1:03)
Goaltenders: BRODEUR/Lehtonen
135. 4/2/06: DEVILS 3 @ Pit. 2 (GIONTA, 2:22)
Goaltenders: BRODEUR/Fleury
136. 4/11/06: DEVILS 4 @ Car. 3 (GIONTA, 0:28 PPG)
Goaltenders: BRODEUR/Gerber
-
137. 12/6/06: Mtl. 1 @ DEVILS 2 (ELIAS, 4:52 PPG)
Goaltenders: BRODEUR/Aebischer
138. 1/13/07: DEVILS 2 @ NYI 1 (GOMEZ, 3:40)
Goaltenders: BRODEUR/DiPietro
139. 2/1/07: DEVILS 6 @ Phi. 5 (LUKOWICH, 4:10)
Goaltenders: BRODEUR/Niittymaki
140. 3/6/07: DEVILS 4 @ Phi. 5 (Gagne, 1:47)
Goaltenders: BRODEUR/Biron
-
141. 10/20/07: DEVILS 3 @ NYI 4 (Guerin, 4:56 PPG)
Goaltenders: WEEKES/DiPietro
142. 12/5/07: Bos. 3 @ DEVILS 4 (ELIAS, 3:16)
Goaltenders: BRODEUR/Rask
143. 12/9/07: DEVILS 0 @ NYR 1 (Shanahan, 0:30)
Goaltenders: BRODEUR/Lundqvist
144. 12/23/07: DEVILS 1 @ Cgy. 0 (ELIAS, 0:25)
Goaltenders: BRODEUR/Kiprusoff
145. 2/4/08: Pit. 3 @ DEVILS 4 (PARISE, 0:37)
Goaltenders: BRODEUR/Conklin
146. 2/13/08: Ott. 2 @ DEVILS 3 (GIONTA, 2:14)
Goaltenders: BRODEUR/Gerber
-

147. 2/24/08: DEVILS 2 @ Wsh. 1 (MADDEN, 4:10)
Goaltenders: BRODEUR/Johnson
 148. 2/26/08: DEVILS 1 @ Car. 2 (Samsonov, 1:36)
Goaltenders: BRODEUR/Ward
 149. 3/7/08: TB 1 @ DEVILS 2 (ELIAS, 4:02)
Goaltenders: BRODEUR/Ramo
 150. 4/1/08: DEVILS 2 @ NYI 1 (PARISE, 0:29)
Goaltenders: BRODEUR/MacDonald
-
151. 10/11/08: DEVILS 2 @ Pit. 1 (PARISE, 4:22)
Goaltenders: BRODEUR/Flueury
 152. 10/25/08: DEVILS 2 @ Phi. 3 (Carter, 3:44)
Goaltenders: BRODEUR/Biron
 153. 11/26/08: DEVILS 3 @ Fla. 2 (ODUYA, 4:04)
Goaltenders: CLEMMENSEN/Anderson
 154. 12/4/08: DEVILS 3 @ Phi. 2 (ELIAS, 2:46)
Goaltenders: CLEMMENSEN/Biron
 155. 12/6/08: DEVILS 2 @ Mtl. 1 (PARISE, 0:31 PPG)
Goaltenders: CLEMMENSEN/Price
 156. 1/4/09: Ott. 3 @ DEVILS 4 (ROLSTON, 1:43 PPG)
Goaltenders: CLEMMENSEN/Auld
 157. 1/29/09: DEVILS 4 @ Bos. 3 (LANGENBRUNNER, 1:11)
Goaltenders: CLEMMENSEN/Thomas
 158. 1/30/09: Pit. 3 @ DEVILS 4 (LANGENBRUNNER, 4:00)
Goaltenders: CLEMMENSEN/Flueury
 159. 3/3/09: DEVILS 3 @ Tor. 2 (ODUYA, 4:48)
Goaltenders: BRODEUR/Toskala
 160. 3/27/09: DEVILS 2 @ Chi. 3 (Seabrook, 3:36)
Goaltenders: BRODEUR/Khabibulin
 161. 4/3/09: TB 4 @ DEVILS 5 (PARISE, 1:21)
Goaltenders: BRODEUR/Ramo
-
162. 1/9/10: DEVILS 2 @ Mtl. 1 (PARISE, 2:38)
Goaltenders: BRODEUR/Halak
 163. 1/29/10: Tor. 4 @ DEVILS 5 (ZAJAC, 3:44 PPG)
Goaltenders: BRODEUR/Toskala
 164. 2/10/10: Phi. 3 @ DEVILS 2 (Gagne, 3:27)
Goaltenders: BRODEUR/Leighton
 165. 3/30/10: Bos. 1 @ DEVILS 0 (Bergeron, 4:41)
Goaltenders: BRODEUR/Rask
-
166. 10/8/10: Dal. 4 @ DEVILS 3 (Eriksson, 1:36)
Goaltenders: BRODEUR/Lehtonen
 167. 10/13/10: DEVILS 1 @ Buf. 0 (KOVALCHUK, 0:53)
Goaltenders: BRODEUR/Miller
 168. 11/12/10: Edm. 3 @ DEVILS 4 (KOVALCHUK, 3:27 PPG)
Goaltenders: BRODEUR/Dubnyk
 169. 1/15/11: DEVILS 2 @ Fla. 3 (Kulikov, 3:36)
Goaltenders: BRODEUR/Clemmensen
 170. 2/4/11: Fla. 4 @ DEVILS 3 (Olesz, 2:00)
Goaltenders: HEDBERG/Vokoun
 171. 2/8/11: Car. 2 @ DEVILS 3 (TEDENBY, 2:42)
Goaltenders: HEDBERG/Ward
 172. 2/10/11: DEVILS 2 @ Tor. 1 (KOVALCHUK, 4:36)
Goaltenders: HEDBERG/Reimer
 173. 3/4/11: Pit. 1 @ DEVILS 2 (KOVALCHUK, 4:35 PPG)
Goaltenders: BRODEUR/Johnson
 174. 3/11/11: DEVILS 3 @ Atl. 2 (ZAJAC, 4:18 PPG)
Goaltenders: BRODEUR/Pavelec
 175. 3/12/11: NYI 2 @ DEVILS 3 (SALMELA, 3:09)
Goaltenders: BRODEUR/Montoya
-
176. 11/5/11: Wpg. 2 @ DEVILS 3 (HENRIQUE, 1:28)
Goaltenders: BRODEUR/Pavelec
 177. 12/6/11: DEVILS 3 @ Tor. 2 (CLARKSON, 2:40)
Goaltenders: BRODEUR/Reimer
 178. 1/2/12: DEVILS 2 @ Ott. 3 (Alfredsson, 4:00 PPG)
Goaltenders: BRODEUR/Anderson
 179. 1/11/12: DEVILS 2 @ Edm. 1 (PARISE, 1:06 PPG)
Goaltenders: HEDBERG/Khabibulin
 180. 2/21/12: DEVILS 4 @ Tor. 3 (FAYNE, 1:18)
Goaltenders: BRODEUR/Gustavsson
 181. 3/1/12: DEVILS 3 @ Bos. 4 (Krejci, 2:59)
Goaltenders: BRODEUR/Thomas
-
182. 1/25/13: Wsh. 2 @ DEVILS 3 (KOVALCHUK, 4:39)
Goaltenders: BRODEUR/Neuvirth
 183. 1/27/13: DEVILS 3 @ Mtl. 4 (Markov, 4:22 PPG)
Goaltenders: BRODEUR/Price
-
184. 1/31/13: NYI 5 @ DEVILS 4 (Boyes, 2:01 PPG)
Goaltenders: BRODEUR/Nabokov
 185. 3/30/13: DEVILS 2 @ Fla. 3 (Kulikov, 1:43)
Goaltenders: BRODEUR/Markstrom
-
186. 10/8/13: DEVILS 2 @ Van. 3 (Santorelli, 2:18)
Goaltenders: SCHNEIDER/Luongo
 187. 11/20/13: DEVILS 4 @ Ana. 3 (ZAJAC, 1:58)
Goaltenders: BRODEUR/Hiller
 188. 11/21/13: DEVILS 2 @ LA 1 (JAGR, 2:30)
Goaltenders: SCHNEIDER/Scrievens
 189. 11/30/13: Buf. 0 @ DEVILS 1 (BERNIER, 4:19)
Goaltenders: SCHNEIDER/Enroth
 190. 12/7/13: DEVILS 4 @ NYR 3 (GELINAS, 1:15 PPG)
Goaltenders: BRODEUR/Lundqvist
 191. 12/20/13: Ana. 3 @ DEVILS 2 (Palmieri, 2:37)
Goaltenders: SCHNEIDER/Hiller
 192. 12/21/13: DEVILS 5 @ Wsh. 4 (GREENE, 0:43)
Goaltenders: BRODEUR/Holby
 193. 1/7/14: Phi. 3 @ DEVILS 2 (B. Schenn, 1:50)
Goaltenders: BRODEUR/Emery
 194. 1/11/14: Fla. 1 @ DEVILS 2 (ZIDLICKY, 4:57)
Goaltenders: SCHNEIDER/Thomas
 195. 1/30/14: DEVILS 3 @ Dal. 2 (ELIAS, 0:40 PPG)
Goaltenders: SCHNEIDER/Lehtonen
 196. 1/31/14: DEVILS 2 @ Nsh. 3 (Weber, 1:29)
Goaltenders: SCHNEIDER/Hutton
 197. 2/3/14: Col. 2 @ DEVILS 1 (O'Reilly, 0:28 PPG)
Goaltenders: SCHNEIDER/Giguere
 198. 2/7/14: Edm. 1 @ DEVILS 2 (MERRILL, 2:34)
Goaltenders: SCHNEIDER/Bryzgalov
 199. 3/20/14: Min. 3 @ DEVILS 4 (GREENE, 2:00)
Goaltenders: SCHNEIDER/Bryzgalov
-
200. 10/21/14: NYR 4 @ DEVILS 3 (Klein, 2:42)
Goaltenders: SCHNEIDER/Lundqvist
 201. 10/25/14: DEVILS 3 @ Ott. 2 (JAGR, 3:39 PPG)
Goaltenders: SCHNEIDER/Lehner
 202. 1/9/15: NYI 3 @ DEVILS 2 (Tavares, 3:05)
Goaltenders: KINKAID/Halak
 203. 1/30/15: Pit. 2 @ DEVILS 1 (Despres, 2:21)
Goaltenders: SCHNEIDER/Flueury
 204. 2/27/15: Bos. 3 @ DEVILS 2 (Spooner, 2:46)
Goaltenders: SCHNEIDER/Svedberg
 205. 3/26/15: DEVILS 2 @ Wsh. 3 (Kuznetsov, 1:13)
Goaltenders: SCHNEIDER/Holby
 206. 3/31/15: DEVILS 2 @ CBJ 3 (Johnson, 0:56)
Goaltenders: SCHNEIDER/Bobrovsky
 207. 4/9/15: DEVILS 3 @ TB 4 (Johnson, 1:22 PPG)
Goaltenders: KINKAID/Bishop
-
208. 10/18/15: DEVILS 2 @ NYR 1 (STEMPNIAK, 3:07)
Goaltenders: SCHNEIDER/Lundqvist
 209. 10/20/15: Ari. 2 @ DEVILS 3 (LARSSON, 0:43)
Goaltenders: SCHNEIDER/Smith
 210. 11/8/15: Van. 3 @ DEVILS 4 (PALMIERI, 3:33 PPG)
Goaltenders: KINKAID/Miller
 211. 11/28/15: DEVILS 3 @ Mtl. 2 (MOORE, 2:31)
Goaltenders: SCHNEIDER/Condon
 212. 12/4/16: Phi. 4 @ DEVILS 3 (Read, 3:24)
Goaltenders: SCHNEIDER/Neuvirth
 213. 12/11/15: Det. 2 @ DEVILS 3 (PALMIERI, 4:20)
Goaltenders: SCHNEIDER/Howard
 214. 1/2/16: Dal. 2 @ DEVILS 3 (MOORE, 1:47 PPG)
Goaltenders: SCHNEIDER/Niemi
 215. 2/13/16: DEVILS 2 @ Phi. 1 (HENRIQUE, 2:58 PPG)
Goaltenders: SCHNEIDER/Neuvirth
 216. 3/3/16: DEVILS 5 @ Nsh. 4 (HENRIQUE, 1:54 PPG)
Goaltenders: KINKAID/Rinne
 217. 3/12/16: DEVILS 2 @ LA 1 (MOORE, 4:44)
Goaltenders: KINKAID, Quick
 218. 3/25/16: Wsh. 1 @ DEVILS 0 (Carlson, 2:17)
Goaltenders: WEDGEWOOD/Holby
-
219. 10/13/16: DEVILS 1 @ Fla. 2 (Barkov, 2:48)
Goaltenders: SCHNEIDER/Luongo
 220. 10/22/16: Min. 1 @ DEVILS 2 (HALL, 0:29)
Goaltenders: SCHNEIDER/Dubnyk
 221. 10/28/16: Chi. 3 @ DEVILS 2 (Anisimov, 1:15)
Goaltenders: KINKAID/Crawford

222. 11/3/16: DEVILS 3 @ Fla. 4 (Trocheck, 4:16)
Goaltenders: SCHNEIDER/Reimer
223. 11/11/16: DEVILS 2 @ Buf. 1 (GREENE, 0:29) PS
Goaltenders: KINKAID/Nilsson
224. 11/15/16: DEVILS 2 @ Dal. 1 (HENRIQUE, 0:44)
Goaltenders: SCHNEIDER/Niemi
225. 11/25/16: Det. 5 @ DEVILS 4 (Green, 3:18)
Goaltenders: SCHNEIDER/Mrazek
226. 12/1/16: DEVILS 3 @ Chi. 4 (Hossa, 1:31)
Goaltenders: SCHNEIDER/Crawford
227. 12/3/16: DEVILS 5 @ Nsh. 4 (CAMPALLERI, 4:42)
Goaltenders: KINKAID/Rinne
228. 1/7/17: Edm. 2 @ DEVILS 1 (Letestu, 3:59) PP
Goaltenders: SCHNEIDER/Talbot
229. 1/12/17: DEVILS 2 @ Edm. 3 (Draisaitl, 1:50)
Goaltenders: SCHNEIDER/Talbot
230. 1/15/17: DEVILS 2 @ Van. 1 (HALL, 1:28)
Goaltenders: SCHNEIDER/Markstrom
231. 2/3/17: Cgy. 4 @ DEVILS 3 (Backlund, 1:13)
Goaltenders: SCHNEIDER/Elliott
232. 2/25/17: Nyr. 4 @ DEVILS 3 (Zibanejad, 1:16)
Goaltenders: SCHNEIDER/Raanta
233. 2/27/17: Mtl. 4 @ DEVILS 3 (Galchenyuk, 2:54)
Goaltenders: SCHNEIDER/Montoya
234. 3/21/17: Nyr. 2 @ DEVILS 3 (BLANDISI, 4:05)
Goaltenders: SCHNEIDER/Raanta
235. 3/26/17: Dal. 2 @ DEVILS 1 (Seguin, 0:20)
Goaltenders: KINKAID/Lehtonen
236. 4/4/17: Phi. 0 @ DEVILS 1 (MOORE, 0:59)
Goaltenders: KINKAID/Mason
-
237. 11/09/17: Edm. 3 @ DEVILS 2 (Draisaitl, 4:33)
Goaltenders: SCHNEIDER/Talbot
238. 11/16/17: DEVILS 0 @ Tor. 1 (Nylanders, 4:57)
Goaltenders: SCHNEIDER/Andersen
239. 11/20/17: DEVILS 4 @ Min. 3 (MOORE, 0:52)
Goaltenders: SCHNEIDER/Dubnyk
240. 11/25/17: DEVILS 4 @ Det. 3 (GIBBONS, 2:32)
Goaltenders: KINKAID/Howard
241. 12/14/17: DEVILS 1 @ Mtl. 2 (Plekanec, 1:52)
Goaltenders: SCHNEIDER/Price
242. 12/29/17: Buf. 4 @ DEVILS 3 (Ristolainen, 2:37)
Goaltenders: SCHNEIDER/Lehner
243. 01/18/18: Wsh. 3 @ DEVILS 4 (HALL, 0:34)
Goaltenders: KINKAID/Holby
244. 02/18/18: DEVILS 3 @ Car. 2 (HALL, 4:37)
Goaltenders: KINKAID/Ward
245. 03/23/18: DEVILS 4 @ Pit. 3 (HALL, 0:27)
Goaltenders: KINKAID/Murray
246. 03/29/18: Pit. 4 @ DEVILS 3 (Crosby, 0:19)
Goaltenders: KINKAID/Murray
-
247. 10/25/18: Nsh. 4 @ DEVILS 3 (Turris, 3:35)
Goaltenders: KINKAID/Saros
248. 11/17/18: Det. 3 @ DEVILS 2 (Larkin, 4:09)
Goaltenders: KINKAID/Bernier
249. 11/23/18: NYI 4 @ DEVILS 3 (Barzal, 3:40)
Goaltenders: KINKAID/Greiss
250. 11/26/18: DEVILS 3 @ Fla. 4 (Hoffman, 1:28)
Goaltenders: KINKAID/Reimer
251. 12/1/18: Wpg. 4 @ DEVILS 3 (Scheifele, 4:43)
Goaltenders: KINKAID/Brossoit
252. 12/14/18: VGK 4 @ DEVILS 5 (HISCHIER, 0:41)
Goaltenders: KINKAID/Feury
253. 02/02/19: DEVILS 3 @ Mtl. 2 (HISCHIER, 1:56)
Goaltenders: BLACKWOOD/Niemi
254. 02/15/19: DEVILS 5 @ Min. 4 (HISCHIER, 3:19)
Goaltenders: SCHNEIDER/Dubnyk
255. 03/30/19: StL. 3 @ DEVILS 2 (Dunn, 4:57)
Goaltenders: SCHNEIDER/Allen
256. 04/06/19: DEVILS 4 @ Fla. 3 (ZAJAC, 0:56)
Goaltenders: BLACKWOOD/Luongo
-
257. 10/30/19: Tb. 7 @ DEVILS 6 (Johnson, 1:16)
Goaltenders: SCHNEIDER/McElhinney
258. 11/16/19: DEVILS 4 @ Mtl. 3 (PALMIERI, 1:30)
Goaltenders: BLACKWOOD/Kinkaid
259. 12/27/19: Tor. 5 @ DEVILS 4 (Nylander, 2:38)
Goaltenders: BLACKWOOD/Hutchinson
260. 12/29/19: DEVILS 4 @ Ott. 3 (HUGHES, 0:54)
Goaltenders: BLACKWOOD/Anderson
261. 01/07/20: NYI 4 @ DEVILS 3 (Lee, 4:09)
Goaltenders: BLACKWOOD/Greiss
262. 02/01/20: Dal. 3 @ DEVILS 2 (Pavelski, 1:39)
Goaltenders: DOMINGUE/Bishop
263. 02/27/20: DEVILS 2 @ SJ 3 (Couture, 0:38)
Goaltenders: SCHNEIDER/Jones
264. 02/29/20: DEVILS 1 @ LA 2 (Kempe, 1:58)
Goaltenders: BLACKWOOD/Quick
-
265. 01/16/21: Bos. 1 @ DEVILS 2 (SHARANGOVICH, 4:58)
Goaltenders: BLACKWOOD/Halak
266. 02/25/21: DEVILS 4 @ Buf. 3 (ZACHA, 1:17)
Goaltenders: BLACKWOOD/Hutton/Ullmark, 19:34)
267. 03/09/21: DEVILS 4 @ Wsh. 5 (Vrana, 1:30)
Goaltenders: WEDGEWOOD/Vanecek
268. 03/21/21: DEVILS 2 @ Pit. 1 (BRATT, 2:50)
Goaltenders: BLACKWOOD/Jarry
269. 04/02/21: Wsh. 2 @ DEVILS 1 (Orlov, 4:39)
Goaltenders: BLACKWOOD/Vanecek
270. 05/04/21: Bos. 3 @ DEVILS 4 (ZACHA, 2:42)
Goaltenders: BLACKWOOD/Halak
-
271. 10/15/21: Chi. 3 @ DEVILS 4 (HUGHES, 0:57)
Goaltenders: BERNIER/Lankinen
272. 10/23/21: Buf. 1 @ DEVILS 2 (ZACHA, 3:09)
Goaltenders: DAWSON/Tokarski
273. 11/5/21: DEVILS @ Lak. (Iafallo, 0:42)
Goaltenders: BLACKWOOD/Petersen
274. 12/31/21: Edm. 5 @ DEVILS 6 (Hughes, 2:55)
Goaltenders: BLACKWOOD/Smith
275. 1/2/22: DEVILS 4 @ Wsh. 3 (Hischier, 2:56)
Goaltenders: BLACKWOOD/Samsonov
276. 3/6/22: StL. 2 @ DEVILS 3 (Hamilton, 1:12)
Goaltenders: DAWSON/Husso
277. 4/2/22: Fla. 7 @ DEVILS 6 (Forsling, 1:45)
Goaltenders: HAMMOND/Bobrovsky, Knight
278. 4/23/22: Car. 3 @ DEVILS 2 (Jarvis, 1:39)
Goaltenders: GILLIES/Kochetkov
279. 4/26: DEVILS 4 @ Ott. 5 (Batherson, 3:17)
Goaltenders: BLACKWOOD/Forsberg
-
280. 11/05/22: DEVILS 4 @ Cal. 3 (ZETTEERLUND, 2:38)
Goaltenders: VANECEK/Markstrom
281. 11/10/22: Ott. 3 @ DEVILS 4 (HISCHIER, 4:27)
Goaltenders: VANECEK, SCHMID/Forsberg
282. 11/17/22: DEVILS 3 @ TOR 2 (SHARANGOVICH, 0:57)
Goaltenders: VANECEK/Murray
283. 12/01/22: Nsh. 4 @ DEVILS 3 (Johansen, 0:33)
Goaltenders: VANECEK/Saros
284. 12/12/22: DEVILS 3 @ NYR 4 (Chytil, 2:15)
Goaltenders: VANECEK/Shesterkin
285. 01/07/23: NYR 3 @ DEVILS 4 (SEVERSON, 2:47)
Goaltenders: VANECEK/Shesterkin
286. 01/19/23: DEVILS 3 @ Sea. 4 (Burakovsky, 1:10)
Goaltenders: BLACKWOOD/Martin
287. 01/22/23: Pit. 1 @ DEVILS 2 (HAMILTON, 2:07)
Goaltenders: VANECEK/Jarry
288. 01/24/23: VGK 2 @ DEVILS 3 (HAMILTON, 3:54)
Goaltenders: VANECEK/Thompson
289. 01/27/23: DEVILS 3 @ Dal. 2 (J. HUGHES, 0:20)
Goaltenders: VANECEK/Oettinger
290. 02/06/23: Van. 4 @ DEVILS 5 (BRATT, 4:18)
Goaltenders: VANECEK/Dellia
291. 02/23/23: LAK 3 @ DEVILS 4 (MERCER, 2:30)
Goaltenders: VANECEK/Copley
292. 03/05/23: DEVILS 5 @ Ari. 4 (HISCHIER, 0:23)
Goaltenders: VANECEK/Ingram
293. 03/21/23: Min. 2 @ DEVILS 1 (Boldy, 4:58)
Goaltenders: VANECEK/Gustavsson
294. 04/13/23: DEVILS 5 @ Wsh. 4 (L. HUGHES, 4:33)
Goaltenders: BLACKWOOD, SCHMID/Kuemper

OVERALL	GP	W	L	T	PT%	HOME	GP	W	L	T	PT%	ROAD	GP	W	L	T	PT%
1983-84	15	1	7	7	.300	1983-84	8	1	5	2	.250	1983-84	7	0	2	5	.357
1984-85	12	0	2	10	.417	1984-85	6	0	0	6	.500	1984-85	6	0	2	4	.333
1985-86	10	4	3	3	.550	1985-86	6	2	2	2	.500	1985-86	4	2	1	1	.625
1986-87	13	3	4	6	.462	1986-87	7	2	2	3	.500	1986-87	6	1	2	3	.417
1987-88	12	4	2	6	.583	1987-88	3	1	1	1	.500	1987-88	9	3	1	5	.611
1988-89	17	1	4	12	.412	1988-89	7	0	2	5	.357	1988-89	10	1	2	7	.450
1989-90	16	3	4	9	.469	1989-90	7	2	2	3	.500	1989-90	9	1	2	6	.444
1990-91	17	1	1	15	.500	1990-91	9	1	1	7	.500	1990-91	8	0	0	8	.500
1991-92	17	2	4	11	.441	1991-92	8	2	2	4	.500	1991-92	9	0	2	7	.389
1992-93	11	4	0	7	.682	1992-93	4	0	0	4	.500	1992-93	7	4	0	3	.786
1993-94	14	1	1	12	.500	1993-94	3	0	1	2	.333	1993-94	11	1	0	10	.545
1994-95	11	1	2	8	.455	1994-95	8	1	1	6	.500	1994-95	3	0	1	2	.333
1995-96	19	7	0	12	.684	1995-96	4	2	0	2	.750	1995-96	15	5	0	10	.667
1996-97	17	1	2	14	.471	1996-97	11	1	1	9	.500	1996-97	6	0	1	5	.417
1997-98	16	2	3	11	.469	1997-98	6	2	2	2	.500	1997-98	10	0	1	9	.450
1998-99	15	3	1	11	.567	1998-99	11	2	1	8	.545	1998-99	4	1	0	3	.625
1999-00	16	3	5	8	.438	1999-00	6	2	1	3	.667	1999-00	10	1	4	5	.350
2000-01	20	5	3	12	.550	2000-01	9	3	0	6	.667	2000-01	11	2	3	6	.455
2001-02	19	6	4	9	.553	2001-02	9	3	2	4	.555	2001-02	10	3	2	5	.555
2002-03	24	8	6	10	.542	2002-03	10	5	2	3	.650	2002-03	14	3	4	7	.464
2003-04	21	7	2	12	.619	2003-04	12	6	1	5	.708	2003-04	9	1	1	7	.500
2005-06*	22	13	5/4	-	-	2005-06*	8	5	2/1	-	-	2005-06*	14	8	3/3	-	-
2006-07*	22	13	1/8	-	-	2006-07*	13	7	0/6	-	-	2006-07*	9	6	1/2	-	-
2007-08*	22	15	3/4	-	-	2007-08*	12	10	0/2	-	-	2007-08*	10	5	3/2	-	-
2008-09*	19	15	2/2	-	-	2008-09*	7	6	0/1	-	-	2008-09*	12	9	2/1	-	-
2009-10*	15	8	2/5	-	-	2009-10*	6	2	2/2	-	-	2009-10*	9	6	0/3	-	-
2010-11*	15	10	3/2	-	-	2010-11*	9	6	2/1	-	-	2010-11*	6	4	1/1	-	-
2011-12*	22	16	2/4	-	-	2011-12*	13	9	0/4	-	-	2011-12*	9	7	2/0	-	-
2012-13*	23	3	3/7	-	-	2012-13*	5	3	1/1	-	-	2012-13*	8	0	2/6	-	-
2013-14*	17	9	5/3	-	-	2013-14*	13	4	3/6	-	-	2013-14*	14	5	2/7	-	-
2014-15*	20	6	7/7	-	-	2014-15*	13	5	4/4	-	-	2014-15*	7	1	3/3	-	-
2015-16*	19	11	2/6	-	-	2015-16*	10	5	2/3	-	-	2015-16*	9	6	0/3	-	-
2016-17*	27	13	11/3	-	-	2016-17*	15	7	7/1	-	-	2016-17*	12	6	4/2	-	-
2017-18*	20	11	5/4	-	-	2017-18*	8	4	3/1	-	-	2017-18*	12	7	2/3	-	-
2018-19*	17	7	6/4	-	-	2018-19*	9	2	5/2	-	-	2018-19*	8	5	1/2	-	-
2019-20	18	6	12	0	.333	2019-20	12	2	10	0	.200	2019-20	6	4	2	0	.666
2020-21	11	4	7	0	.363	2020-21	5	3	2	7	.600	2020-21	6	1	5	0	.166
2021-22	17	8	9	0	.470	2021-22	11	5	6	0	.454	2021-22	6	2	4	0	.333
2022-23	22	14	4/4	0	.636	2022-23	10	6	2/2	0	.600	2022-23	12	8	2/2	0	.666
TOTAL	634	231	186/83	205	-	TOTAL	305	119	64/37	87	-	TOTAL	329	112	59/40	118	-

GOALTENDER	GP	W	L	T	VS. TEAM	GP	W	L*	T		GP	W	L*	T
Billington	15	4	3/-	8	Ana.	6	3	1/1	1	Mtl.	23	7	6/2	8
Blackwood	6	4	1/1	-	Ari./Wpg.	16	4	4/1	7	Nsh.	13	6	3/4	0
Brodreur	285	110	41/29	105	Bos.	32	12	6/2	12	NYI	48	11	12/19	16
Burke	34	7	4/-	23	Buf.	30	10	1/7	12	NYR	48	15	8/7	20
Chevrier	18	7	4/-	7	Cgy.	15	3	3/2	7	Ott.	33	22	7/4	5
Clemmensen	15	9	1/5	0	Car./Hfd.	26	11	4/2	9	Phi.	41	19	6/1	15
Danis	1	0	0/1	-	Chi.	22	6	3/2	11	Pit.	28	10	6/2	10
Dunham	6	1	1/-	4	Col./Que.	15	3	1/3	8	SJ	12	6	2/2	2
Friesen	1	0	0/-	1	CBJ	6	1	2/2	1	StL.	14	2	5/2	5
Hedberg	21	13	1/7	-	Dal./Min.	13	4	6/1	2	TB	23	9	4/3	7
Kamppuri	1	0	0/-	1	Det.	16	3	5/1	7	Tor.	30	10	2/9	9
Kinkaid	36	19	10/7	-	Edm.	21	7	6/1	7	Van.	11	5	3/1	2
Low	9	0	1/-	8	Fla.	23	8	8/0	7	VGK	3	2	0/1	0
Resch	20	2	10/-	8	LA	10	5	1/1	3	Wsh.	35	20	6/1	7
Sauve	6	1	1/-	4	Min.	9	6	1/2	2	Wpg./Atl.	15	5	2/5	3
Schmid	4	2	0/2	0										
Schneider	77	29	24/24	-										
Schwab	4	1	1/-	2										
Shulmistra	1	0	1/-	0										
Terreri	51	5	12/-	34										
Vanbiesbrouck	1	1	0/-	0										
Vanecek	15	10	3/1	0										
Weekes	3	2	1/0	-										
Wedgewood	1	0	1/0	-										

VS. CURRENT GOALTENDER

GOALTENDER				GP	W	L	L*		GP	W	L	L*
Andersen	1	0	1/0	Hammond	1	1	0/0	Neuvirth	7	6	1/0	
Anderson	3	2	1/0	Hill	1	0	0/1	Niemi	4	1	1/2	
Bishop	3	0	1/2	Holtby	6	3	2/1	Oettinger	1	1	0/0	
Bobrovsky	2	1	1/0	Hutton	2	0	1/1	Pavelec	4	4	0/0	
Brossoit	3	2	0/1	Ingram	1	1	0/0	Price	3	1	2/0	
Budaj	2	1	0/1	Jarry	1	1	0/0	Quick	2	2	0/0	
Condon	3	2	0/1	Jones	2	0	1/1	Raanta	1	0	1/0	
Copley	1	1	0/0	Karlsson	1	1	0/0	Ramo	4	3	0/1	
Crawford	3	1	2/0	Kuemper	4	2	0/2	Reimer	7	4	2/1	
Darling	1	0	0/1	Lehner	3	1	1/1	Saros	4	3	1/0	
Delia	1	1	0/0	Lehtonen	7	1	3/3	Scrivens	1	1	0/0	
Dubnyk	3	2	0/0	Lieuwen	1	0	0/1	Shesterkin	1	1	1/0	
Elliott	2	0	1/1	MacDonald	1	1	0/0	Smith, M.	4	3	0/1	
Fluey	8	5	2/1	Markstrom	4	2	1/1	Sparks	1	0	0/1	
Forsberg	1	1	0/0	McElhinney	1	0	0/1	Talbot	3	0	3/0	
Greiss	2	1	0/1	Mrazek	2	0	1/1	Tokarski	1	1	0/0	
Gustavsson	3	0	2/1	Murray	4	2	1/1	Varlamov	2	0	0/2	
Halak	5	2	1/2	Nilsson	3	1	0/2	Vasilevskiy	1	0	0/1	

* Includes overtime/shootout losses, 2005-06 through 2022-23.

CURRENT DEVILS' OVERTIME GOALS

NO.	DATE	SCORE	TIME	GOALTENDER
JESPER BRATT (2)				
1.	03/21/21	DEVILS 2 at Pittsburgh 1	2:50	Jarry
2.	02/06/23	Vancouver at DEVILS 5	4:18	Delia
NICO HIRSCHIER (6)				
1.	12/14/18	Vegas 4 at DEVILS 5	0:41	Fleury
2.	02/02/19	DEVILS 3 at Montreal 2	1:56	Niemi
3.	02/15/19	DEVILS 5 at Minnesota 4	3:19	Dubynk
4.	01/02/22	DEVILS 4 at Washington 3	2:56	Samsonov
5.	11/10/22	Ottawa 3 at DEVILS 4	4:27	Forsberg
6.	03/05/23	DEVILS 5 at Arizona 4	0:23	Ingram
DOUGIE HAMILTON (3)				
1.	03/06/22	St. Louis 2 at DEVILS 3	1:12	Husso
2.	01/22/23	Pittsburgh 1 at DEVILS 2	2:07	Jarry
3.	01/24/23	Vegas 2 at DEVILS 3	3:54	Thompson
JACK HUGHES (4)				
1.	12/29/19	DEVILS 4 at Ottawa 3	0:54	Anderson
2.	10/15/21	Chicago 3 at DEVILS 4	0:57	Lankinen
3.	12/31/21	Edmonton 5 at DEVILS 6	2:55	Smith
4.	01/27/23	DEVILS 3 at Dallas 2	1:05	Oettinger
LUKE HUGHES (1)				
1.	04/13/23	DEVILS 5 at Washington 4	4:33	Kuemper
DAWSON MERCER (1)				
1.	02/23/23	Los Angeles 3 at DEVILS 4	2:30	Copley

DEVILS' OT SCORING: P. Elias (16g-21a-37pts); T. Zajac (4-12-16); A. Henrique (4-10-14); B. Rafalski (2-11-13); **J. Hughes (4-9-13)**; S. Niedermayer (8-4-12); Z. Parise (7-4-11); **N. Hirschier (6-5-11)**; S. Gomez (2-8-10); S. Stevens (2-8-10); T. Hall (5-5-10); B. Holik (3-6-9); **D. Hamilton (3-5-8)**; J. Moore (6-2-8); B. Gionta (5-3-8); I. Kovalchuk (5-3-8); K. Palmieri (3-6-9); J. Langenbrunner (4-3-7); A. Greene (3-3-6); J. MacLean (3-3-6); J. Jagr (2-4-6); **J. Bratt (2-3-5)**; S. Richer (5-0-5); J. Oduya (2-3-5); P. Martin (1-4-5); J. Nieuwendyk (1-4-5); K. Muller (3-1-4); R. McKay (2-2-4); B. Rolston (1-3-4); L. Stempniak (1-3-4); P. Verbeek (1-3-4); M. Zidlicky (1-3-4); P. Zacha (2-2-4); S. Brylin (0-4-4); C. White (0-4-4); D. Severson (1-3-4); S. Thomas (3-0-3); B. Guerin (2-1-3); R. Preston (2-1-3); J. Arnett (1-2-3); M. Bridgman (1-2-3); J. Madden (1-2-3); P. Sykora (1-2-3); T. Albelin (0-3-3); D. Zubrus (0-3-3); A. Broten (2-0-2); Y. Sharangovich (2-0-2); D. Andreychuk (1-1-2); V. Fetisov (1-1-2); E. Gelinas (1-1-2); A. Salmela (1-1-2); D. Sulliman (1-1-2); M. Tedenby (1-1-2); S. Brookbank (0-2-2); S. Chambers (0-2-2); J. Cirella (0-2-2); B. Driver (0-2-2); A. Salomonsson (0-2-2); T. Smith (0-2-2); Pa. Sundstrom (0-2-2); S. Vatanen (0-2-2); V. Zelepukin (0-2-2); S. Bernier (1-0-1); J. Blandisi (1-0-1); A. Brickley (1-0-1); D. Brown (1-0-1); D. Clarkson (1-0-1); M. Fayne (1-0-1); J. Friesen (1-0-1); B. Gibbons (1-0-1); T. Higgins (1-0-1); J. Ludvig (1-0-1); B. Lukowich (1-0-1); J. Merrill (1-0-1); B. Morrison (1-0-1); J. Pandolfo (1-0-1); C. Wolarin (1-0-1); G. Adams (0-1-1); D. Barr (0-1-1); M. Brodeur (0-1-1); K. Dean (0-1-1); P. Gagne (0-1-1); D. Gilmour (0-1-1); J. Hedberg (0-1-1); P. Housley (0-1-1); M. Johansson (0-1-1); V. Kamensky (0-1-1); A. Kasatonov (0-1-1); V. Kozlov (0-1-1); I. Lariouov (0-1-1); A. Larsson (0-1-1); C. Lemieux (0-1-1); G. Mark (0-1-1); P. McNab (0-1-1); M. Mueller (0-1-1); J. Ojanen (0-1-1); D. Pederson (0-1-1); John Quenneville (0-1-1); D. Pichette (0-1-1); M. Ryder (0-1-1); H. Tallinder (0-1-1); M. Taormina (0-1-1); S. Turgeon (0-1-1); O. Tverdokly (0-1-1); V. Vishnevski (0-1-1); F. Zetterlund (1-0-1); **L. Hughes (1-0-1)**; **D. Mercer (1-0-1)**; **V. Vanccek (0-1-1)**.

CURRENT OPPONENTS' OT GOALS: L. Draisaitl (2); D. Kulikov (2); A. Anisimov (1); M. Backlund (1); A. Barkov (1); M. Barzal (1); D. Batherson (1); P. Bergeron (1); B. Boyes (1); J. Carter (1); S. Crosby (1); S. Despres (1); V. Dunn (1); L. Eriksson (1); G. Forsling (1); A. Galchenyuk (1); J. Garrison (1); M. Green (1); M. Hoffman (1); S. Jarvis (1); Jack Johnson (1); Tyler Johnson (1); D. Krejci (1); E. Kuznetsov (1); D. Larkin (1); M. Letestu (1); P. Marleau (1); A. Markov (1); P. W. Nylander (1); R. O'Reilly (1); D. Orlov (1); A. Ovechkin (1); T. Plekanec (1); M. Read (1); R. Ristolainen (1); M. Scheifele (1); B. Schenn (1); B. Seabrook (1); T. Seguin (1); R. Spooner (1); J. Tavares (1); J. Thornton (1); K. Turris (1); V. Trocheck (1); J. Vrana (1); S. Weber (1); M. Zibanejad (1); R. Johansen (1); F. Chytil (1); A. Burakovsky (1); M. Boldy (1).

JERSEY DEVIL NAME & LEGEND

After it was announced in May of 1982 that the Colorado Rockies franchise was moving to New Jersey, several state newspapers ran a contest asking readers for their nickname suggestions.

So why Devils? Said Devils' founder, the late Dr. John J. McMullen, at the time, "It's a great nickname because it combines the folklore of South Jersey with the Meadowlands."

For those unfamiliar with the legend, the New Jersey Devil dates back some 250 years. While there are many variations of the story, it most frequently begins with Mrs. Leeds, a farm woman from the Pine Barrens region of South Jersey. Already the mother of 12 children, when Mrs. Leeds found out that the 13th was on the way, she apparently exclaimed in despair, "Let it be a devil!"

In addition to being a busy mother, it should be noted that Mrs. Leeds was rumored to have dabbled in sorcery and many thought her to be a witch. On the night of her delivery in 1735, fierce thunderstorms hit the area and an air of uneasiness surrounded her house. When she finally gave birth, the offspring was a demonic creature that has alternately been reported to have had the features of a bat, snake, kangaroo, as well as a man. In any case, the creature quickly flew out an open window and immediately began cutting a wide swath of havoc and destruction throughout the state.

The legend has been fueled through the years by alleged sightings. The devil has been the object of numerous hunts and other pursuits, none of which have apparently been successful.

1. 10/29/05: DEVILS 5 @ Bos. 4 (GIONTA)
Goaltenders: CLEMMENSEN/Tolonen
 2. 11/5/05: DEVILS 2 @ NYR 3 (Prucha)
Goaltenders: CLEMMENSEN/Weekes
 3. 12/3/05: Min. 2 @ DEVILS 3 (KOZLOV)
Goaltenders: BRODEUR/Fernandez
 4. 12/9/05: Col. 4 @ DEVILS 3 (Laaksonen)
Goaltenders: BRODEUR/Kolesnik
 5. 12/13/05: Edm. 1 @ DEVILS 2 (KOZLOV)
Goaltenders: BRODEUR/Conklin
 6. 1/15/06: DEVILS 3 @ Chi. 2 (KOZLOV)
Goaltenders: BRODEUR/Munro
 7. 1/19/06: DEVILS 4 @ Nsh. 3 (KOZLOV)
Goaltenders: BRODEUR/Vokoun
 8. 1/21/06: NYI 2 @ DEVILS 3 (PARISE)
Goaltenders: BRODEUR/DiPietro
 9. 3/1/06: Phi. 1 @ DEVILS 2 (KOZLOV)
Goaltenders: BRODEUR/Esche
 10. 3/2/06: DEVILS 2 @ NYI 3 (Satan)
Goaltenders: BRODEUR/DiPietro
 11. 3/7/06: DEVILS 1 @ NYI 2 (Hunter)
Goaltenders: BRODEUR/DiPietro
 12. 3/10/06: DEVILS 4 @ Wsh. 3 (BRYLIN)
Goaltenders: BRODEUR/Kolzig
 13. 3/28/06: DEVILS 3 @ Ott. 2 (GOMEZ)
Goaltenders: BRODEUR/Emery
-
14. 10/12/06: Tor. 6 @ Devils 7 (MADDEN)
Goaltenders: BRODEUR/Aubin
 15. 10/19/06: Nsh. 4 @ Devils 3 (Erat)
Goaltenders: CLEMMENSEN/Mason
 16. 11/7/06: Car. 2 @ DEVILS 3 (MADDEN)
Goaltenders: BRODEUR/Ward
 17. 11/9/06: Chi. 1 @ DEVILS 2 (PARISE)
Goaltenders: BRODEUR/Boucher
 18. 11/27/06: DEVILS 2 @ LA 3 (Kopitar)
Goaltenders: BRODEUR/Garon
 19. 12/2/06: DEVILS 4 @ Phi. 3 (PARISE)
Goaltenders: BRODEUR/Niittymaki
 20. 12/19/06: Atl. 4 @ DEVILS 3 (Vy. Kozlov)
Goaltenders: BRODEUR/Lehtonen
 21. 1/2/07: NYR 3 @ DEVILS 2 (Hossa)
Goaltenders: BRODEUR/Lundqvist
 22. 1/18/07: TB 3 @ DEVILS 2 (Richards)
Goaltenders: BRODEUR/Holmqvist
 23. 1/20/07: Phi. 3 @ DEVILS 4 (GIONTA)
Goaltenders: BRODEUR/Niittymaki
 24. 1/30/07: DEVILS 1 @ Atl. 2 (Hossa)
Goaltenders: BRODEUR/Lehtonen
 25. 2/6/07: NYR 2 @ DEVILS 3 (GIONTA)
Goaltenders: BRODEUR/Lundqvist
 26. 2/22/07: DEVILS 3 @ NYR 2 (LANGENBRUNNER)
Goaltenders: BRODEUR/Lundqvist
 27. 3/2/07: Tor. 4 @ DEVILS 3 (O'Neill)
Goaltenders: BRODEUR/Raycroft
 28. 3/8/07: DEVILS 4 @ Pit. 3 (ELIAS)
Goaltenders: BRODEUR/Flueury
 29. 3/24/07: DEVILS 4 @ Fla. 3 (ZAJAC)
Goaltenders: BRODEUR/Belfour
 30. 4/3/07: Ott. 1 @ DEVILS 2 (MADDEN)
Goaltenders: BRODEUR/Emery
 31. 4/8/07: NYI 3 @ DEVILS 2 (Kozlov)
Goaltenders: CLEMMENSEN/Dubielewicz
-
32. 11/3/07: DEVILS 1 @ NYR 2 (Prucha)
Goaltenders: BRODEUR/Lundqvist
 33. 12/2/07: Atl. 2 @ DEVILS 3 (GIONTA)
Goaltenders: BRODEUR/Hedberg
 34. 12/28/07: Buf. 1 @ DEVILS 2 (PARISE)
Goaltenders: BRODEUR/Miller
 35. 1/8/08: Buf. 1 @ DEVILS 2 (ELIAS)
Goaltenders: BRODEUR/Miller
 36. 1/12/08: DEVILS 3 @ Buf. 2 (PARISE)
Goaltenders: BRODEUR/Miller
 37. 2/6/08: DEVILS 2 @ Buf. 3 (Stafford)
Goaltenders: BRODEUR/Miller
 38. 2/15/08: Atl. 4 @ DEVILS 3 (Dupuis)
Goaltenders: BRODEUR/Hedberg
-
39. 3/13/08: DEVILS 4 @ Min. 3 (LANGENBRUNNER)
Goaltenders: BRODEUR/Backstrom
 40. 3/19/08: NYR 2 @ DEVILS 1 (Dawes)
Goaltenders: BRODEUR/Lundqvist
 41. 3/28/08: Phi. 4 @ DEVILS 5 (LANGENBRUNNER)
Goaltenders: BRODEUR/Biron
 42. 4/2/08: Bos. 2 @ DEVILS 3 (PARISE)
Goaltenders: BRODEUR/Thomas
 43. 4/6/08: NYR 2 @ DEVILS 3 (ELIAS)
Goaltenders: BRODEUR/Lundqvist
-
44. 10/18/08: DEVILS 4 @ Wsh. 3 (PARISE)
Goaltenders: BRODEUR/Johnson
 45. 10/29/08: Tor. 6 @ DEVILS 5 (Hagman)
Goaltenders: BRODEUR/Toskala
 46. 11/5/08: TB 3 @ DEVILS 4 (LANGENBRUNNER)
Goaltenders: WEEKES/Smith
 47. 11/15/08: Wsh. 5 @ DEVILS 6 (PARISE)
Goaltenders: CLEMMENSEN/Theodore
 48. 12/16/08: DEVILS 2 @ Tor. 3 (Blake)
Goaltenders: CLEMMENSEN/Toskala
 49. 12/21/08: Phi. 2 @ DEVILS 3 (ZAJAC)
Goaltenders: CLEMMENSEN/Niittymaki
 50. 2/19/09: DEVILS 3 @ TB 2 (ELIAS)
Goaltenders: WEEKES/Ramo
 51. 4/9/09: DEVILS 3 @ Ott. 2 (SHANAHAN)
Goaltenders: BRODEUR/Auld
-
52. 10/8/09: DEVILS 4 @ TB 3 (PARISE)
Goaltenders: BRODEUR/Smith
 53. 10/12/09: DEVILS 3 @ Wsh. 2 (LANGENBRUNNER)
Goaltenders: BRODEUR/Theodore
 54. 10/31/09: DEVILS 2 @ TB 1 (CLARKSON)
Goaltenders: BRODEUR/Niittymaki
 55. 11/19/09: DEVILS 2 @ Nsh. 3 (Erat)
Goaltenders: BRODEUR/Rinne
 56. 11/27/09: DEVILS 2 @ Bos. 1 (LANGENBRUNNER)
Goaltenders: BRODEUR/Rask
 57. 12/5/09: Det. 3 @ DEVILS 4 (ELIAS)
Goaltenders: BRODEUR/Osgood
 58. 1/12/10: DEVILS 1 @ NYR 0 (ELIAS)
Goaltenders: BRODEUR/Lundqvist
 59. 1/27/10: DEVILS 1 @ Buf. 2 (Hecht)
Goaltenders: BRODEUR/Miller
 60. 3/18/10: DEVILS 1 @ Tor. 2 (Kulemin)
Goaltenders: DANIS/Giguere
 61. 3/25/10: NYR 4 @ DEVILS 3 (Christensen)
Goaltenders: BRODEUR/Lundqvist
 62. 4/2/10: Chi. 2 @ DEVILS 1 (Toews)
Goaltenders: BRODEUR/Niemi
-
63. 11/10/10: Buf. 5 @ DEVILS 4 (Roy)
Goaltenders: HEDBERG/Enroth
 64. 11/24/10: Cgy. 1 @ DEVILS 2 (KOVALCHUK)
Goaltenders: HEDBERG/Karlsson
 65. 11/27/10: Phi. 1 @ DEVILS 2 (ZAJAC)
Goaltenders: HEDBERG/Boucher
 66. 3/6/11: DEVILS 3 @ NYI 2 (ROLSTON)
Goaltenders: BRODEUR/Montoya
 67. 3/25/11: DEVILS 0 @ Pit. 1 (Neal)
Goaltenders: BRODEUR/Flueury
-
68. 10/13/11: LA 1 @ DEVILS 2 (KOVALCHUK)
Goaltenders: HEDBERG/Quick
 69. 10/15/11: DEVILS 3 @ Nsh. 2 (KOVALCHUK)
Goaltenders: HEDBERG/Rinne
 70. 10/21/11: SJ 4 @ DEVILS 3 (Clowe)
Goaltenders: HEDBERG/Niemi
 71. 11/3/11: DEVILS 4 @ Phi. 3 (ELIAS)
Goaltenders: HEDBERG/Bobrovsky
 72. 11/12/11: DEVILS 3 @ Wsh. 2 (CLARKSON)
Goaltenders: HEDBERG/Neuvirth
 73. 11/23/11: CBJ 1 @ DEVILS 2 (KOVALCHUK)
Goaltenders: BRODEUR/Sanford
 74. 12/8/11: Ott. 4 @ DEVILS 5 (HENRIQUE)
Goaltenders: HEDBERG/Auld
 75. 12/13/11: DEVILS 3 @ Fla. 2 (KOVALCHUK)
Goaltenders: BRODEUR/Theodore

-
76. 12/23/11: Wsh. 3 @ DEVILS 4 (KOVALCHUK)
Goaltenders: BRODEUR/Neuvirth
77. 1/24/12: Buf. 2 @ DEVILS 1 (Gerbe)
Goaltenders: BRODEUR/Miller
78. 1/31/12: NYR 3 @ DEVILS 4 (KOVALCHUK)
Goaltenders: BRODEUR/Biron
79. 2/9/12: STL. 4 @ DEVILS 3 (Oshie)
Goaltenders: HEDBERG/Elliott
80. 2/17/12: Ana. 2 @ DEVILS 3 (ELIAS)
Goaltenders: BRODEUR/Hiller
81. 3/15/12: Col. 0 @ DEVILS 1 (KOVALCHUK)
Goaltenders: BRODEUR/Giguere
82. 3/23/12: Tor. 4 @ DEVILS 3 (Kadri)
Goaltenders: BRODEUR/Reimer
83. 3/27/12: Chi. 1 @ DEVILS 2 (ZAJAC)
Goaltenders: BRODEUR/Crawford
-
84. 1/29/13: DEVILS 1 @ Bos. 2 (Marchand)
Goaltenders: HEDBERG/Rask
85. 2/18/13: Ott. 2 @ DEVILS 1 (Silfverberg)
Goaltenders: BRODEUR/Bishop
86. 3/2/13: DEVILS 3 @ Buf. 4 (Pominville)
Goaltenders: HEDBERG/Miller
87. 3/7/13: Buf. 2 @ DEVILS 3 (CLARKSON)
Goaltenders: HEDBERG/Miller
88. 3/10/13: Wpg. 2 @ DEVILS 3 (ELIAS)
Goaltenders: HEDBERG/Pavelec
89. 3/15/13: DEVILS 1 @ Phi. 2 (Giroux)
Goaltenders: HEDBERG/Bryzgalov
90. 3/25/13: DEVILS 2 @ Ott. 3 (Zibanejad)
Goaltenders: BRODEUR/Bishop
91. 3/29/13: DEVILS 4 @ TB 5 (Purcell)
Goaltenders: BRODEUR/Garon
92. 4/7/13: DEVILS 2 @ Buf. 3 (Gerbe)
Goaltenders: BRODEUR/Miller
-
93. 10/4/13: NYI 4 @ DEVILS 3 (Moulson)
Goaltenders: Brodeur/Nabokov
94. 10/7/13: DEVILS 4 @ Edm. 5 (Eberle)
Goaltenders: BRODEUR/LaBarbera
95. 10/24/13: Van. 3 @ DEVILS 2 (Santorelli)
Goaltenders: SCHNEIDER/Luongo
96. 11/8/13: DEVILS 1 @ Tor. 2 (van Riemsdyk)
Goaltenders: SCHNEIDER/Bernier
97. 12/4/13: Mtl. 4 @ DEVILS 3 (Desharnais)
Goaltenders: SCHNEIDER/Budaj
98. 12/27/13: CBJ 2 @ DEVILS 1 (Atkinson)
Goaltenders: BRODEUR/McElhinney
99. 1/12/14: DEVILS 2 @ Tor. 3 (van Riemsdyk)
Goaltenders: SCHNEIDER/Bernier
100. 1/16/14: DEVILS 1 @ Col. 2 (Duchene)
Goaltenders: Schneider/Varlamov
101. 3/27/14: Phx. 3 @ DEVILS 2 (Boedker)
Goaltenders: BRODEUR/Greiss
102. 3/29/14: DEVILS 1 @ NYI 2 (Nielsen)
Goaltenders: SCHNEIDER/Nilsson
103. 4/1/14: DEVILS 2 @ Buf. 3 (Leino)
Goaltenders: SCHNEIDER/Lieuwen
104. 4/10/14: DEVILS 1 @ Ott. 2 (Karlsson)
Goaltenders: SCHNEIDER/Lehner
105. 4/11/14: NYI 3 @ DEVILS 2 (Bailey)
Goaltenders: BRODEUR/Nilsson
-
106. 10/24/14: Dal. 3 @ DEVILS 2 (Spezza)
Goaltenders: SCHNEIDER/Lehtonen
107. 10/30/14: Wpg. 1 @ DEVILS 2 (JOSEFSON)
Goaltenders: SCHNEIDER/Pavelec
108. 11/22/14: DEVILS 4 @ Cgy. 5 (Hudler)
Goaltenders: CLEMMENSEN/Ramo
109. 11/28/14: Det. 5 @ DEVILS 4 (Nyquist)
Goaltenders: SCHNEIDER/Mrazek
110. 12/9/14: Chi. 3 @ DEVILS 2 (Toews)
Goaltenders: KINKAID/Darling
111. 12/15/14: DEVILS 2 @ NYI 3 (Bailey)
Goaltenders: KINKAID/Halak
112. 12/19/14: TB 2 @ DEVILS 3 (ELIAS)
Goaltenders: KINKAID/Nabokov
-
113. 12/23/14: Car. 2 @ DEVILS 1 (Terry)
Goaltenders: SCHNEIDER/Khudobin
114. 1/28/15: Tor. 1 @ DEVILS 2 (JOSEFSON)
Goaltenders: SCHNEIDER/Bernier
115. 2/17/15: Buf. 1 @ DEVILS 2 (GOMEZ)
Goaltenders: SCHNEIDER/Neuvirth
116. 3/12/15: DEVILS 1 @ Col. 2 (Iginya)
Goaltenders: SCHNEIDER/Varlamov
117. 4/3/15: Mtl. 2 @ DEVILS 3 (JOSEFSON)
Goaltenders: KINKAID/Tokarski
-
118. 10/16/15: SJ 2 @ DEVILS 1 (Burns)
Goaltenders: SCHNEIDER/Jones
119. 10/22/15: DEVILS 5 @ OTT 4 (STEMPNIAK)
Goaltenders: SCHNEIDER/Hammond
120. 10/31/15: NYI 2 @ DEVILS 3 (CAMMALLERI)
Goaltenders: SCHNEIDER/Halak
121. 11/27/15: Mtl. 2 @ DEVILS 2 (Andrighetto)
Goaltenders: SCHNEIDER/Condon
122. 12/8/15: DEVILS 2 @ Tor. 3 (Kadri)
Goaltenders: SCHNEIDER/Sparks
123. 12/20/15: DEVILS 1 @ Bos. 2 (Spoonier)
Goaltenders: SCHNEIDER/Gustavsson
124. 2/4/16: DEVILS 2 @ Tor. 3 (Parenteau)
Goaltenders: KINKAID/Reimer
125. 2/6/16: Wsh. 3 @ DEVILS 2 (Ovechkin)
Goaltenders: SCHNEIDER/Holtby
-
126. 11/8/16: Car. 2 @ DEVILS 3 (PARENTEAU)
Goaltenders: SCHNEIDER/Ward
127. 11/23/16: Tor. 4 @ DEVILS 5 (JOSEFSON)
Goaltenders: SCHNEIDER/Enroth
128. 11/26/16: DEVILS 3 @ Pit. 4 (Letang)
Goaltenders: KINKAID/Murray
129. 12/18/16: DEVILS 2 @ NYR 3 (Hayes)
Goaltenders: SCHNEIDER/Lundqvist
130. 12/29/16: DEVILS 2 @ Wsh. 1 (CAMMALLERI)
Goaltenders: KINKAID/Holtby
131. 3/28/17: Wpg. 4 @ DEVILS 3 (Laine)
Goaltenders: SCHNEIDER/Hellebuyck
-
132. 10/17/17: TB 4 @ DEVILS 5 (PALMIERI)
Goaltenders: SCHNEIDER/Budaj
133. 10/27/17: Ott. 4 @ DEVILS 5 (MOORE)
Goaltenders: KINKAID/Condon
134. 11/5/17: DEVILS 4 @ Cgy. 5 (Tkachuk)
Goaltenders: KINKAID/Smith
135. 11/22/17: Bos. 3 @ DEVILS 2 (McAvoy)
Goaltenders: SCHNEIDER/Khudobin
136. 12/21/17: NYR 3 @ DEVILS 4 (BOYLE)
Goaltenders: SCHNEIDER/Lundqvist
137. 1/2/18: DEVILS 2 @ STL. 3 (Schenn)
Goaltenders: KINKAID/Hutton
138. 1/7/18: DEVILS 4 @ NYI 5 (Nelson)
Goaltenders: SCHNEIDER/Halak
139. 2/13/18: DEVILS 5 @ Phi. 4 (STAFFORD)
Goaltenders: KINKAID/Neuvirth
140. 3/10/18: DEVILS 4 @ Nsh. 3 (BOYLE)
Goaltenders: KINKAID/Saros
-
141. 12/9/18: DEVILS 5 @ Ana. 6 (Sprong)
Goaltenders: SCHNEIDER/Gibson
142. 12/15/18: DEVILS 1 @ Nsh. 2 (Johansen)
Goaltenders: KINKAID/Saros
143. 1/4/19: DEVILS 3 @ Ari. 2 (PALMIERI)
Goaltenders: KINKAID/Kuemper
144. 2/7/19: NYI 2 @ DEVILS 1 (Bailey)
Goaltenders: SCHNEIDER/Greiss
145. 3/5/19: CBJ 2 @ DEVILS 1 (Atkinson)
Goaltenders: SCHNEIDER/Bobrovsky
146. 3/15/19: DEVILS 3 @ Van. 2 (SEVERSON)
Goaltenders: BLACKWOOD/Markstrom
147. 3/23/19: Ari. 1 @ DEVILS 2 (ZACHA)
Goaltenders: SCHNEIDER/Kuemper
-



SHOOTOUTS

OVERALL	GP	W	L	WIN%	HOME	GP	W	L	WIN%	ROAD	GP	W	L	WIN%
2005-06	13	9	4	.692	2005-06	5	4	1	.800	2005-06	8	5	3	.625
2006-07	18	10	8	.556	2006-07	12	6	6	.500	2006-07	6	4	2	.667
2007-08	12	8	4	.667	2007-08	8	6	2	.750	2007-08	4	2	2	.500
2008-09	8	6	2	.750	2008-09	4	3	1	.750	2008-09	4	3	1	.750
2009-10	11	6	5	.545	2009-10	3	1	2	.333	2009-10	8	5	3	.625
2010-11	5	3	2	.600	2010-11	3	2	1	.667	2010-11	2	1	1	.500
2011-12	16	12	4	.750	2011-12	12	8	4	.667	2011-12	4	4	0	1.000
2012-13	9	2	7	.222	2012-13	3	2	1	.667	2012-13	6	0	6	.000
2013-14	13	0	13	.000	2013-14	6	0	6	.000	2013-14	7	0	7	.000
2014-15	12	5	7	.417	2014-15	9	5	4	.556	2014-15	3	0	3	.000
2015-16	8	2	6	.250	2015-16	4	1	3	.250	2015-16	4	1	3	.250
2016-17	6	3	3	.500	2016-17	3	2	1	.667	2016-17	3	1	2	.333
2017-18	9	5	4	.556	2017-18	4	3	1	.750	2017-18	5	2	3	.400
2018-19	7	3	4	.428	2018-19	3	1	2	.333	2018-19	4	2	2	.500
2019-20	10	4	6	.400	2019-20	8	2	6	.250	2019-20	2	2	0	1.000
2020-21	5	0	5	.000	2020-21	2	0	2	.000	2020-21	3	0	3	.000
2021-22	8	3	5	.375	2021-22	5	2	3	.400	2021-22	3	1	2	.333
2022-23	6	2	4	.333	2022-23	2	0	2	.000	2022-23	2	2	2	.500
TOTAL	176	83	93	.472	TOTAL	96	48	48	.500	TOTAL	80	35	45	.438

SHOOTOUT HISTORY

All-Time	GP	W	L	GS	ST	GA	SA
Home	96	48	48	113	342	106	336
Road	80	35	45	85	263	99	271
Total	176	83	96	198	605	205	607

Goaltender	GP	W	L	SA	GA
M. Blackwood	17	6	11	66	23
M. Brodeur	72	42	30	244	75
S. Clemmensen	8	3	5	29	11
Y. Danis	1	0	1	3	3
L. Domingue	1	0	1	2	1
J. Hedberg	15	9	6	47	16
K. Kinkaid	12	6	6	37	12
C. Schneider	30	9	21	107	37
A. Schmid	3	1	2	11	3
V. Vanecek	2	1	1	6	2
K. Weekes	2	2	0	6	2

Player	G	S	GDG	Player (cont.)	G	S	GDG
K. Agostino	0	1	0	J. Langenbrunner	13	29	6
J. Arnott	1	2	0	A. Larsson	0	1	0
A. Asham	0	1	0	A. Loktionov	0	1	0
J. Blandisi	0	1	0	J. Madden	4	10	3
J. Boqvist	2	6	0	T. Meier	1	2	1
R. Boucher	2	5	0	D. Mercer	0	3	0
B. Boyle	2	5	2	A. Mogilny	0	4	0
J. Bratt	7	24	2	S. Noesen	0	1	0
D. Brunner	1	6	0	K. Palmieri	4	20	2
W. Butcher	0	1	0	P.A. Parenteau	1	4	1
S. Brylin	2	12	1	Z. Parise	29	63	9
B. Butler	0	1	0	J. Quenneville	0	2	0
M. Cammalleri	5	14	2	K. Rachunek	0	1	0
D. Clarkson	3	7	3	B. Rolston	1	3	1
R. Clowe	0	5	0	T. Ruutu	0	2	0
B. Coleman	1	3	0	M. Ryder	0	3	0
P. Elias	25	72	10	D. Schlemko	0	1	0
B. Gibbons	0	2	0	D. Severson	3	10	3
B. Gionta	14	37	4	B. Shanahan	1	1	1
S. Gomez	4	10	2	Y. Sharangovich	3	5	1
N. Gusev	6	9	2	W. Simmonds	0	1	0
T. Hall	3	16	0	M. Sislo	0	1	0
D. Hamilton	2	5	0	D. Stafford	5	13	1
M. Havlat	0	1	0	L. Stempniak	1	6	1
A. Henrique	2	17	1	S. Sullivan	0	1	0
N. Hirschier	0	9	0	P. Sykora	0	1	0
A. Holtz	0	1	0	T. Tatar	3	9	2
J. Hughes	3	15	0	M. Tedenby	0	3	0
J. Jagr	1	8	0	P. Zacha	1	8	1
A. Johnsson	1	2	0	T. Zajac	6	29	4
J. Josefson	11	21	4	M. Zidlicky	0	3	0
I. Kovalchuk	15	26	8	D. Zubrus	0	2	0
V. Kozlov	8	12	5				

POWER PLAY:

YEAR	PPG-ADV	PCT	RANK
1982-83	66-302	21.9%	14th
1983-84	51-363	14.0%	21st
1984-85	70-362	19.3%	20th
1985-86	70-355	19.7%	19th
1986-87	82-382	21.5%	8th-tie
1987-88	98-481	20.4%	10th
1988-89	85-465	18.3%	20th
1989-90	64-337	19.0%	15th
1990-91	69-347	19.9%	9th-tie
1991-92	59-338	17.5%	16th-tie
1992-93	77-400	19.3%	12th
1993-94	61-333	18.3%	17th
1994-95	22-164	13.4%	23rd
1995-96	55-365	15.1%	23rd-tie
1996-97	40-288	13.9%	22nd-tie
1997-98	63-334	18.9%	2nd
1998-99	60-304	19.7%	4th
1999-00	55-274	20.1%	3rd
2000-01	71-310	22.9%	1st
2001-02	44-261	16.9%	9th
2002-03	36-303	11.9%	30th
2003-04	51-312	16.3%	15th
2005-06	78-439	17.8%	18th
2006-07	65-367	17.7%	15th-tie
2007-08	50-320	15.6%	25th
2008-09	58-307	18.9%	15th
2009-10	51-273	18.7%	11th
2010-11	34-237	14.3%	26th
2011-12	46-267	17.2%	14th-tie
2012-13	28-176	15.9%	20th-tie
2013-14	47-241	19.5%	9th-tie
2014-15	41-212	19.3%	8th-tie
2015-16	51-256	19.9%	9th
2016-17	44-251	17.5%	22nd
2017-18	55-252	21.4%	10th
2018-19	45-254	17.7%	21st
2019-20	42-234	18.0%	21st
2020-21	22-155	14.2%	28th
2021-22	35-225	15.6%	28th
2022-23	49-224	21.9%	13th

PENALTY KILLING:

YEAR	PPGA-TS	PCT	RANK
1982-83	78-294	73.5%	17th
1983-84	83-336	75.3%	16th
1984-85	74-316	76.6%	13th
1985-86	103-400	74.3%	19th
1986-87	95-361	73.7%	20th
1987-88	101-468	78.4%	14th
1988-89	115-468	75.4%	16th
1989-90	67-340	80.3%	10th-tie
1990-91	80-394	79.7%	14th
1991-92	68-374	81.8%	6th-tie
1992-93	79-425	81.4%	12th
1993-94	71-376	81.1%	15th-tie
1994-95	28-149	81.2%	16th
1995-96	49-319	84.6%	4th
1996-97	28-235	88.1%	1st
1997-98	41-309	86.7%	4th
1998-99	47-325	85.5%	11th
1999-00	39-313	87.5%	3rd-tie
2000-01	49-320	84.7%	11th-tie
2001-02	43-265	83.8%	18th-tie
2002-03	32-264	87.9%	1st
2003-04	39-266	85.3%	6th-tie
2005-06	63-348	81.9%	26th
2006-07	40-271	85.2%	4th
2007-08	54-314	82.8%	13th
2008-09	65-324	79.9%	20th-tie
2009-10	21-239	82.8%	13th
2010-11	40-441	83.4%	1st
2011-12	27-259	89.6%	1st
2012-13	32-169	81.1%	15th-tie
2013-14	36-264	86.4%	1st
2014-15	52-268	80.6%	20th-tie
2015-16	45-264	83.0%	8th
2016-17	53-260	79.6%	23rd
2017-18	47-268	81.8%	8th
2018-19	40-255	84.3%	4th
2019-20	39-221	82.4%	10th
2020-21	43-148	71.0%	30th
2021-22	42-212	80.2%	14th
2022-23	40-230	82.6%	4th-tie

PENALTY MINUTES:

YEAR	MINUTES	AVG
1982-83	1270	15.9
1983-84	1352	16.9
1984-85	1282	16.0
1985-86	1424	17.8
1986-87	1735	21.7
1987-88	2319	29.0
1988-89	2494	31.2
1989-90	1662	20.8
1990-91	2022	25.3
1991-92	1611	20.1
1992-93	1815	21.6
1993-94	1734	20.6
1994-95	763	15.9
1995-96	1465	18.2
1996-97	1135	13.8
1997-98	1488	18.1
1998-99	1355	16.5
1999-00	1313	16.0
2000-01	1235	15.1
2001-02	1010	12.4
2002-03	938	11.3
2003-04	894	10.9
2005-06	948	11.6
2006-07	830	10.1
2007-08	974	11.9
2008-09	1058	12.9
2009-10	859	10.5
2010-11	1010	12.4
2011-12	944	11.5
2012-13	509	10.6
2013-14	656	8.0
2014-15	760	9.3
2015-16	814	9.9
2016-17	817	10.0
2017-18	694	8.3
2018-19	745	9
2020-21	267:49	5:17
2021-22	377:03	4:59
2022-23	632	7:42

SHORTHANDED GOALS:

YEAR	FOR	AGAINST
1982-83	7	10
1983-84	5	13
1984-85	9	12
1985-86	5	5
1986-87	9	10
1987-88	7	10
1988-89	7	15
1989-90	10	12
1990-91	8	13
1991-92	15	10
1992-93	8	19
1993-94	10	8
1994-95	3	8
1995-96	11	9
1996-97	4	9
1997-98	4	9
1998-99	7	5
1999-00	9	9
2000-01	9	6
2001-02	2	8
2002-03	7	4
2003-04	8	5
2005-06	3	6
2006-07	4	11
2007-08	6	7
2008-09	12	4
2009-10	7	7
2010-11	3	6
2011-12	15	13
2012-13	11	6
2013-14	9	4
2014-15	7	8
2015-16	8	5
2016-17	6	12
2017-18	12	10
2018-19	10	16
2019-20	9	10
2020-21	3	5
2021-22	6	14
2022-23	9	8

PENALTY SHOTS

NO.	DATE	SHOOTER	GOALTENDER	SITE	RESULT
1.	12/17/84	Rocky Trottler	Andy Moog, Edm.	New Jersey	SCORE
2.	3/21/87	Kirk Muller	Greg Millen, St.L.	St. Louis	SCORE
3.	10/09/87	Mark Johnson (SH)	Pat Rigglin, Pit.	New Jersey	Save
4.	3/05/88	Aaron Broten (PP)	Doug Keans, Bos.	Boston	Save
5.	3/12/88	Mark Johnson	Ron Hextall, Phi.	Philadelphia	SCORE
6.	12/1/98	Aaron Broten	Greg Millen, St.L.	St. Louis	SCORE
7.	3/27/88	Pat Verbeek	John Vanbiesbrouck, NYR	New Jersey	SCORE
8.	3/14/89	Kirk Muller	Mike Vernon, Cgy.	New Jersey	Save
9.	4/02/89	Anders Carlsson	Don Beaupre, Wsh.	New Jersey	Save
10.	11/23/91	Doug Brown	Ken Wregget, Phi.	Philadelphia	SCORE
11.	2/07/96	Scott Niedermayer	Ken Wregget, Pit.	New Jersey	Save
12.	2/27/97	John MacLean	Dominik Hasek, Buf.	New Jersey	SCORE
13.	1/21/98	Scott Niedermayer (SH)	Jose Theodore, Mtl.	New Jersey	SCORE
14.	12/30/98	Jay Pandolfo	Rick Tabaracci, Wsh.	Washington	Save
15.	1/06/00	Petr Gykora	Dwayne Roloson, Buf.	Buffalo	SCORE
16.	2/29/00	John Madden	Mike Dunham, Nsh.	Nashville	Save
17.	3/10/00	Patrik Elias (PP)	Damian Rhodes, Atl.	Atlanta	SCORE
18.	3/1/00	Sergei Nemchinov	Olaf Kolzig, Wsh.	Washington	Save
19.	12/01/00	Patrik Elias (OT)	John Vanbiesbrouck, NYI	New Jersey	Save
20.	1/21/01	Petr Gykora	Emmanuel Fernandez, Min.	Minnesota	Save
21.	12/19/01	Colin White	Mike Richter, NYR	NY Rangers	Save
22.	3/20/02	Sergei Brylin	Jocelyn Thibault, Chi.	Chicago	Save

23.	12/10/03	Patrik Elias (OT)	Garth Snow, NYI	New Jersey	Save
24.	1/23/04	Grant Marshall	Jose Theodore, Mtl.	New Jersey	Save
25.	11/25/05	Brian Gionta	Sean Burke, TB	Tampa Bay	Save
26.	12/31/05	Scott Gomez	Ed Belfour, Tor.	New Jersey	SCORE
27.	2/04/06	Viktor Kozlov	Ed Belfour, Tor.	Toronto	Save
28.	2/14/07	Erik Rasmussen	David Aebischer, Mtl.	New Jersey	Save
29.	12/28/07	Arron Asham	Ryan Miller, Buf.	New Jersey	Save
30.	4/30/09	Brennan Shanahan	Kari Rampo, TB	New Jersey	SCORE
31.	10/14/09	Jamie Langenbrunner (SH)	Antero Niittymaki, TB	Tampa Bay	Save
32.	3/12/10	Ilya Kovalchuk	Marc-Andre Fleury, Pit.	New Jersey	Save
33.	11/22/10	Mattias Tedenby	Braden Holtby, Wsh.	New Jersey	SCORE
34.	4/02/11	Mattias Tedenby	Carey Price, Mtl.	New Jersey	Save
35.	10/21/11	Zach Parise (SH)	Antti Niemi, SJ	San Jose	SCORE
36.	12/10/11	Zach Parise (PP)	Carey Price, Mtl.	New Jersey	Save
37.	12/31/11	Ilya Kovalchuk	Marc-Andre Fleury, Pit.	New Jersey	SCORE
38.	1/14/12	Patrik Elias	Andrej Pavelc, Wpg.	Winnipeg	GOAL
39.	1/22/13	Ilya Kovalchuk (SH)	Ilya Bryzgalov, Phi.	New Jersey	SCORE
40.	2/23/13	Steve Bernier (PP)	Braden Holtby, Wsh.	Washington	Save
41.	3/29/13	Tom Kostopoulos	Mathieu Garon, TB	Tampa Bay	SCORE
42.	10/03/13	Adam Henrique	Marc-Andre Fleury, Pit.	Pittsburgh	Save
43.	2/17/15	Adam Henrique	Michal Neuvirth, Buf.	New Jersey	GOAL
44.	11/1/16	Andy Greene (OT)	Nelson Nilsson, Buf.	Buffalo	MISS
45.	11/29/16	Miles Wood	Connor Hellebuyck, Wpg.	Winnipeg	Save
46.	3/11/17	Taylor Hall	Mike Smith, Arz.	Arizona	Save
47.	11/11/16	Brian Gibbons	Louis Domingue, Arz.	Arizona	Save
48.	11/29/16	Miles Wood	Mike Smith, Cgy.	Calgary	Save
49.	3/11/17	Jesper Bratt	Anton Forsberg, Chi.	Chicago	Save
50.	2/1/18	Travis Zajac	Henrik Lundqvist, Bos.	Boston	Save
51.	4/03/18	Taylor Hall	Tristan Jarry, Pit.	NY Rangers	GOAL
52.	10/22/21	Jesper Bratt	Igor Shesterkin, NYR	Pittsburgh	GOAL
53.	12/12/22	Jack Hughes	Igor Shesterkin, NYR	NY Rangers	Save

PENALTY SHOTS AGAINST

NO.	DATE	SHOOTER	GOALTENDER	SITE	RESULT
1.	10/09/82	Terry Martin, Tor.	Glenn Resch	Toronto	SAVE
2.	3/14/83	Paul Reinhart, Cgy.	Ron Low	New Jersey	Score
3.	12/28/85	Brian Propp, Phi. (PP)	Glenn Resch	Philadelphia	Save
4.	2/13/86	Mats Naslund, Mtl.	Glenn Resch	New Jersey	Score
5.	3/01/86	Steve Kasper, Bos. (SH)	Alain Chevrier	Boston	SAVE
6.	1/06/87	Rick Tocchet, Phi.	Craig Billington	Philadelphia	SAVE
7.	1/28/87	Marcel Dionne, LA	Alain Chevrier	Los Angeles	SAVE
8.	1/07/88	Greg Adams, Van.	Alain Chevrier	New Jersey	SAVE
9.	1/19/88	Yvon Corriveau, Wsh.	Bob Sauve	Washington	SAVE
10.	11/7/88	Geoff Courtnall, Bos.	Alain Chevrier	Boston	SAVE
11.	12/31/88	Mario Lemieux, Pit. (SH)	Chris Terreri	Pittsburgh	Score
12.	2/02/89	Luc Robitaille, LA (OT)	Sean Burke	Los Angeles	SAVE
13.	11/17/90	Mike Ricci, Phi.	Chris Terreri	New Jersey	SAVE
14.	1/05/91	Bob Errey, Pit.	Chris Terreri	Pittsburgh	Score
15.	10/13/91	Murray Craven, Phi.	Chris Terreri	Philadelphia	SAVE
16.	3/19/94	Ray Bourque, Bos.	Chris Terreri	Boston	Score
17.	10/29/99	Vladimir Zepelin, Phi.	Martin Brodeur	Philadelphia	Score
18.	11/24/99	Fredrik Olausson, Ana.	Martin Brodeur	Anaheim	Score
19.	2/27/01	Dave Scatchard, NYI	Martin Brodeur	NY Islanders	Score
20.	12/15/05	Marian Hossa, Atl. (OT)	Martin Brodeur	New Jersey	SAVE
21.	12/16/07	Daniel Briere, Phi. (PP)	Martin Brodeur	New Jersey	SAVE
22.	10/10/08	Kyle Okposo, NYI	Martin Brodeur	New Jersey	SAVE
23.	11/23/08	Ryan Malone, TB	Scott Clemmensen	Tampa Bay	Score
24.	2/07/09	Patrick O'Sullivan, LA	Scott Clemmensen	New Jersey	Score
25.	10/09/10	Alex Ovechkin, Wsh.	Martin Brodeur	Washington	Score
26.	11/01/10	Henrik Sedin, Van.	Martin Brodeur	Vancouver	Score
27.	12/02/10	Tomas Plekanec, Mtl.	Mike McKenna	New Jersey	Score
28.	10/15/11	Sergei Kostitsyn, Nsh. (PP)	Johan Hedberg	Nashville	SAVE
29.	11/03/11	Maxime Talbot, Phi.	Johan Hedberg	Philadelphia	Score
30.	11/25/11	Michael Grabner, NYI (SH)	Johan Hedberg	NY Islanders	Save
31.	3/17/12	Chris Kunitz, Pit.	Martin Brodeur	New Jersey	SAVE
32.	3/26/12	Chris Condra, Ott.	Johan Hedberg	Ottawa	SAVE
33.	2/16/13	David Ullstrom, NYI	Johan Hedberg	NY Islanders	SAVE
34.	4/10/13	Johnny Boychuk, Bos. (SH)	Martin Brodeur	New Jersey	SAVE
35.	4/20/13	Quinton Howden, Fla.	Martin Brodeur	New Jersey	SAVE
36.	1/26/14	Derek Stepan, NYR	Cory Schneider	New Jersey*	Score
37.	3/15/14	J.T. Brown, TB	Martin Brodeur	Tampa Bay	SAVE
38.	4/10/14	Alex Hemsky, Ott.	Cory Schneider	Ottawa	SAVE
39.	10/18/14	Tommy Wingels, SJ	Cory Schneider	New Jersey	SAVE
40.	12/20/14	Alex Ovechkin, Wsh.	Cory Schneider	New Jersey	SAVE
41.	3/31/15	Brandon Dubinsky, CBJ	Cory Schneider	Columbus	Score
42.	10/16/15	Patrick Marleau, SJ	Cory Schneider	New Jersey	SAVE
43.	11/22/15	Radim Vrbata, Van. (PP)	Cory Schneider	Vancouver	SAVE
44.	12/06/15	Jonathan Huberdeau, Fla.	Cory Schneider	New Jersey	SAVE
45.	1/06/16	David Desharnais, Mtl.	Cory Schneider	Montreal	SAVE
46.	10/16/16	Chris Wagner, Ana.	Cory Schneider	New Jersey	MISS
47.	2/19/17	John Tavares, NYI	Cory Schneider	New Jersey	SAVE
48.	3/17/17	Phil Kessel, Pit.	Keith Kinkaid	Pittsburgh	SAVE
49.	3/19/17	Lukas Sedlak, CBJ (SH)	Cory Schneider	New Jersey	Score
50.	3/19/17	Brandon Dubinsky, CBJ	Cory Schneider	New Jersey	Score
51.	11/05/17	Michael Ferland, Cgy.	Keith Kinkaid	New Jersey	SAVE
52.	12/20/18	Cam Atkinson, CBJ	Mackenzie Blackwood	Columbus	Score
53.	3/23/19	Brad Marchand, Bos.	Mackenzie Blackwood	Boston	Score
54.	3/12/19	Johnny Gaudreau, Cgy.	Mackenzie Blackwood	Calgary	Score
55.	12/20/19	Carl Hagelin, Wsh.	Mackenzie Blackwood	Washington	SAVE
56.	2/8/20	Anze Kopitar, LAK	Mackenzie Blackwood	Los Angeles	SAVE
57.	11/20/21	Brayden Point, TBL	Mackenzie Blackwood	Tampa	SAVE
58.	1/27/22	Anthony Cirelli, TBL	Jon Gillies	Tampa	SAVE
59.	1/14/2023	Kevin Fiala, LAK	Mackenzie Blackwood	Los Angeles	SAVE
60.	3/23/23	William Karlsson, VPK	Akira Schmid	Vsoto	Score
61.	4/2/23	Morgan Barron, WPG	Vitek Vanecek	Winnipeg	Score

CURRENT DEVILS' PENALTY SHOTS

SHOOTER	DATE	OPPOSITION	RESULT	SCORE
Jesper Bratt	12/23/17	vs. Anton Forsberg, Chi.	Save	Chi. 1 @ NJ 4
	10/30/21	vs. Tristan Jarry, PIT	Goal	NJ 4 @ PIT 2
Jack Hughes	12/12/22	vs. Igor Shesterkin, NYR	Goal	NJD 3 @ NYR 4
GOALTENDER	DATE	OPPOSITION	RESULT	SCORE
Akira Schmid	3/3/23	vs. William Karlsson, VPK	SAVE	NJD 3 @ VGK 4
Vitek Vanecek	4/2/23	vs. Morgan Barron, WPG	SAVE	NJD 1 @ WPG 6

*At Yankee Stadium, Bronx, NY.

CURRENT DEVILS' HAT TRICKS

NO.	DATE	SCORE	GOALTENDER(S)
JACK HUGHES (1)			
1.	11/26/22	Washington 1 @ DEVILS 5	C. Lindgren
JESPER BRATT (1)			
2.	3/19/23	DEVILS 5 @ Tampa 2	A. Vasilevskiy
DAWSON MERCER (1)			
3.	4/4/23	Pittsburgh 1 @ DEVILS 5	T. Jarry

DEVILS' HAT TRICKS

NO.	DATE	PLAYER	SCORE	GOALTENDER(S)
1.	12/03/82	Steve Tambellini	Hartford 4 at DEVILS 5	Millen
2.	12/27/83	Bobby MacMillan	St. Louis 5 at DEVILS 4 (OT)	Heinz
3.	1/07/84	Bobby MacMillan	DEVILS 7 at Pittsburgh 4	Romano
4.	10/31/84	Uli Hiemer	Pittsburgh 7 at DEVILS 6	Herron
5.	11/18/84	Rich Preston	DEVILS 6 at Rangers 0	Vanbiesbrouck
6.	1/18/85	Aaron Broten	Rangers 9 at DEVILS 6	Vanbiesbrouck
7.	10/10/85	Paul Gagne	DEVILS 6 at Philadelphia 5	Lindbergh
8.	3/02/86	Mark Johnson	Winnipeg 4 at DEVILS 6	Hayward (2), ENG
9.	3/08/86	Pat Verbeek	Philadelphia 3 at DEVILS 7	Jensen (1), Froese (2)
10.	4/02/86	Mark Johnson	Quebec 5 at DEVILS 6	Gosselin
11.	10/29/86	Kirk Muller	DEVILS 8 at Pittsburgh 6	Romano
12.	1/22/87	Doug Sullivan	Calgary 5 at DEVILS 7	Dadswell
13.	3/25/87	Pat Verbeek	DEVILS 8 at Rangers 2	Vanbiesbrouck
14.	3/31/87	Perry Anderson	Pittsburgh 3 at DEVILS 5	Meloche
15.	1/07/88	Kirk Muller	Vancouver 6 at DEVILS 3	Caprice
16.	1/10/88	Pat Verbeek	DEVILS 7 at Philadelphia 5	Laforest
17.	1/15/88	Kirk Muller	Toronto 3 at DEVILS 7	Reese (2), Wregget (1)
18.	1/28/88	John MacLean	Pittsburgh 3 at DEVILS 6	Meloche
19.	2/28/88	Pat Verbeek (4)	Minnesota 6 at DEVILS 8	Beaupre
20.	2/28/88	Kirk Muller	Minnesota 6 at DEVILS 8	Beaupre
21.	12/07/88	John MacLean	Washington 1 at DEVILS 5	Malarchuk
22.	12/09/88	John MacLean	NY Islanders 5 at DEVILS 6	Hrudey
23.	12/15/88	John MacLean	Toronto 3 at DEVILS 6	Wregget
24.	2/13/89	Brendan Shanahan	Toronto 1 at DEVILS 8	Bester
25.	2/13/89	Pat Verbeek	Toronto 1 at DEVILS 8	Bester
26.	10/05/89	Sylvain Turgeon	DEVILS 6 at Philadelphia 2	Wregget
27.	12/05/90	Claude Lemieux	Vancouver 4 at DEVILS 9	McLean
28.	1/24/91	Claude Lemieux	Quebec 1 at DEVILS 6	Gordon (2), Tugnut (1)
29.	1/28/91	John MacLean*	DEVILS 6 at Detroit 2	Gagnon (1), King (2)
30.	2/25/91	John MacLean	Washington 1 at DEVILS 5	Hrivnak (2), Liut (1)
31.	10/18/91	David Maley	DEVILS 5 at Washington 6	Hrivnak
32.	11/20/91	Stephane Richer	Washington 6 at DEVILS 5 (OT)	Beaupre
33.	12/29/91	Peter Stastny*	Washington 4 at DEVILS 3	Beaupre
34.	10/10/92	Bobby Holik	NY Rangers 2 at DEVILS 4	Vanbiesbrouck
35.	10/22/92	Claude Lemieux	DEVILS 6 at Chicago 5 (OT)	Belfour
36.	1/22/93	Bobby Holik	Montreal 2 at DEVILS 6	Racicot
37.	3/29/93	Stephane Richer*	San Jose 0 at DEVILS 5	Hackett
38.	10/16/93	Alexander Semak	DEVILS 6 at NY Islanders 3	Hextall (2), Draper (1)
39.	1/01/94	Bernie Nicholls	DEVILS 7 at Ottawa 1	Billington
40.	3/26/96	Stephane Richer	DEVILS 6 at Tampa Bay 4	Puppa (2), ENG
41.	11/16/96	Brian Rolston	Tampa Bay 3 at DEVILS 6	Wilkinson
42.	12/31/96	Bill Guerin	DEVILS 5 at Buffalo 6	Hasek
43.	3/13/97	Randy McKay	Hartford 0 at DEVILS 6	Muzzatti
44.	3/24/98	Randy McKay	Philadelphia 2 at DEVILS 3	Hextall
45.	12/23/98	Bobby Holik	St. Louis 2 at DEVILS 4	Fuhr
46.	12/26/99	Scott Gomez	DEVILS 3 at NY Rangers 3 (OT)	Richter
47.	10/28/00	Randy McKay (4)	DEVILS 9 at Pittsburgh 0	Aubin (2), Snow (2)
48.	10/28/00	John Madden (4)	DEVILS 9 at Pittsburgh 0	Aubin (1), Snow (3)
49.	12/05/00	Patrik Elias	Colorado 1 at DEVILS 6	Roy (1), Aebischer (2)
50.	1/04/01	Alexander Mogilny	NY Islanders 2 at DEVILS 4	Vanbiesbrouck (2), Flaherty (1)
51.	3/17/01	Patrik Elias (GW)	DEVILS 6 at Edmonton 5 (OT)	Salo
52.	4/03/01	Patrik Elias	DEVILS 6 at Washington 4	Kolzig
53.	10/18/01	Patrik Elias	San Jose 1 at DEVILS 6	Nabokov (2), Kiprusoff (1)
54.	11/09/01	Patrik Elias* (GW)	Toronto 2 at DEVILS 3 (OT)	Joseph
55.	2/10/02	Jason Arnott	Buffalo 1 at DEVILS 4	Essensa
56.	2/05/03	John Madden	DEVILS 4 at Washington 1	Kolzig (2), ENG
57.	3/30/03	Patrik Elias (4*)	NY Islanders 0 at DEVILS 6	DiPietro
58.	12/31/05	Scott Gomez	Toronto 6 at DEVILS 3	Belfour
59.	4/05/06	Patrik Elias	DEVILS 6 at Pittsburgh 4	Fleury
60.	10/12/06	Brian Gionta*	Maple Leafs 6 at DEVILS 7 (SO)	Aubin
61.	10/31/07	Jay Pandolfo (GW)	Tampa Bay 1 at DEVILS 6	Holmqvist (2), Denis (1)
62.	11/30/07	Zach Parise* (GW)	Montreal 0 at DEVILS 4	Price
63.	11/23/08	Dainius Zubrus (4)(GW)	DEVILS 7 at Tampa Bay 3	Kolzig (2), Ramo (2)
64.	1/02/10	Jamie Langenbrunner (GW)	DEVILS 5 at Minnesota 3	Backstrom
65.	4/01/11	Patrik Elias	Philadelphia 2 at DEVILS 4	Boucher
66.	2/14/12	Ilya Kovalchuk	DEVILS 4 at Buffalo 1	Miller (2), ENG
67.	3/02/12	Zach Parise (GW)	DEVILS 5 at Washington 0	Neuvirth
68.	3/08/12	Ilya Kovalchuk (GW)	NY Islanders 1 at DEVILS 5	Nabokov
69.	3/31/14	Travis Zajac	Florida 3 at DEVILS 6	Ellis
70.	1/03/15	Jaromir Jagr (GW)	Philadelphia 2 at DEVILS 5	Emery (2), Mason (1)
71.	11/06/16	Michael Cammalleri (GW)	DEVILS 4 at Carolina 1	Lack
72.	12/01/16	Travis Zajac	Chicago 4 at DEVILS 3 (OT)	Crawford
73.	11/12/17	Miles Wood	DEVILS 7 at Chicago 5	Crawford (2), Forsberg (1)
74.	11/05/18	Brian Boyle	DEVILS 5 at Pittsburgh 1	Murray
75.	10/30/19	Kyle Palmieri	Tampa Bay 7 at DEVILS 6	McElhinney
76.	1/14/2020	Blake Coleman	DEVILS 4 at Toronto 7	Andersen
77.	4/2/22	Yegor Sharangovich	Florida 7 at DEVILS 6	Bobrovsky
78.	11/26/22	J. Hughes* (GWG)	Washington 1 @ DEVILS	Lindgren
79.	3/19/23	Bratt	DEVILS 5 @ Tampa 2	A. Vasilevskiy
80.	4/4/23	Mercer	Pittsburgh 1 @ Devils 5	T. Jarry

HAT TRICKS VS. DEVILS

NO.	DATE	PLAYER	SCORE	GOALTENDER
1.	11/01/82	Lanny McDonald	Calgary 6 at DEVILS 3	Resch
2.	11/16/82	Brian Sutter (GW)	DEVILS 2 at St. Louis 7	Resch (2), MacKenzie (1)
3.	12/17/82	Jari Kurri	DEVILS 4 at Edmonton 10	Resch
4.	1/29/83	Real Cloutier	DEVILS 4 at Quebec 6	Resch
5.	10/23/83	Ken Houston	DEVILS 3 at Los Angeles 8	Low (1), Resch (2)
6.	10/29/83	Mike Bossy (GW)	DEVILS 3 at NY Islanders 5	Resch
7.	11/19/83	Jari Kurri (5)	DEVILS 4 at Edmonton 13	Low (2), Resch (3)
8.	11/19/83	Wayne Gretzky (GW)	DEVILS 4 at Edmonton 13	Low (2), Resch (1)
9.	11/19/83	Willy Lindstrom	DEVILS 4 at Edmonton 13	Low
10.	2/25/84	Greg Gilbert	DEVILS 1 at NY Islanders 7	Low
11.	3/07/84	Jim Korn (GW)	DEVILS 4 at Toronto 8	Low
12.	3/13/84	Bob Bourne	NY Islanders 5 at DEVILS 1	Resch
13.	3/22/84	Pierre Larouche* (GW)	NY Rangers 5 at DEVILS 3	Resch
14.	10/20/84	Kevin LaVallee (GW)	DEVILS 3 at St. Louis 8	Low
15.	10/20/84	Dave Barr	DEVILS 3 at St. Louis 8	Low
16.	10/25/84	Anders Hedberg	NY Rangers 11 at DEVILS 2	Kappuri
17.	11/21/84	Brian MacLellan (GW)	DEVILS 1 at Los Angeles 6	Low (2), Resch (1)
18.	1/29/85	Dave Taylor (GW)	DEVILS 3 at Los Angeles 6	Kappuri
19.	12/14/85	Michel Goulet* (4)	DEVILS 3 at Quebec 9	Chevrier
20.	12/14/85	Brent Ashton	DEVILS 3 at Quebec 9	Chevrier
21.	12/22/85	Scott Bugstadi (GW)	Minnesota 8 at DEVILS 3	Resch
22.	12/28/85	Mike McPhee	DEVILS 3 at Montreal 8	Resch
23.	1/04/86	Mike Gartner	DEVILS 3 at Washington 9	Resch (2), St. Laurent (1)
24.	1/21/86	Tony Tanti (GW)	DEVILS 3 at Vancouver 5	Billington
25.	2/15/86	Mike Bossy (GW)	DEVILS 5 at NY Islanders 6	Resch
26.	3/01/86	Charlie Simmer	DEVILS 3 at Boston 8	Resch (1), Chevrier (2)
27.	10/28/86	Peter Buskowsky (GW)	DEVILS 4 at Pittsburgh 8	Friesen
28.	10/29/86	Kevin LaVallee	DEVILS 8 at Pittsburgh 6	Chevrier
29.	11/09/86	Thomas Steen	DEVILS 1 at Winnipeg 8	Friesen
30.	11/23/86	Denis Savard (GW)	DEVILS 3 at Chicago 5	Chevrier
31.	12/26/86	Kelly Kisio	NY Rangers 7 at DEVILS 4	McLean
32.	2/16/87	Ray Ferraro (GW)	Hartford 6 at DEVILS 3	Chevrier (2), ENG
33.	1/22/88	Phil Housley	DEVILS 3 at Buffalo 7	Chevrier
34.	2/03/88	Esa Tikkanen	DEVILS 5 at Edmonton 8	Chevrier
35.	2/12/88	Gerard Gallant (GW)	DEVILS 3 at Detroit 4	Sauve
36.	10/14/88	Claude Lemieux (GW)	Montreal 7 at DEVILS 3	Burke
37.	10/15/88	Dave Christian	DEVILS 5 at Washington 8	Sauve
38.	11/12/88	Rick Tocchet	DEVILS 4 at Philadelphia 7	Burke
39.	12/31/88	Mario Lemieux (5)	DEVILS 6 at Pittsburgh 8	Sauve (3), Terrieri (1), ENG
40.	1/27/89	Ron Francis	Hartford 8 at DEVILS 6	Burke
41.	3/25/89	Mario Lemieux (GW)	DEVILS 4 at Pittsburgh 5	Sauve (2), Burke (1)
42.	10/20/89	Rich Sutter (GW)	Vancouver 3 at DEVILS 2	Terrieri
43.	11/18/89	Alan Brickley (GW)	DEVILS 4 at Boston 6	Terrieri
44.	12/01/89	Pierre Turgeon	DEVILS 4 at Buffalo 6	Terrieri (2), Burke (1)
45.	12/09/89	Ray Ferraro (GW)	DEVILS 3 at Hartford 7	Burke (2), Terrieri (1)
46.	2/10/90	Gino Cavallini (GW)	DEVILS 0 at St. Louis 7	Terrieri
47.	3/22/90	Steve Thomas (4) (GW)	DEVILS 4 at Chicago 6	Terrieri
48.	11/20/90	Tomas Sandstrom*	DEVILS 1 at Los Angeles 5	Terrieri
49.	12/07/90	Mike Ridley (GW)	DEVILS 2 at Washington 5	Burke
50.	1/14/91	Tomas Sandstrom (GW)	Los Angeles 6 at DEVILS 1	Terrieri (1), Burke (2)
51.	1/11/92	Wendell Clark (GW)	Toronto 4 at DEVILS 3	Billington
52.	3/06/92	Pat LaFontaine	DEVILS 4 at Buffalo 5	Billington
53.	3/22/92	Mark Messier (4) (GW)	DEVILS 3 at NY Rangers 6	Ericsson
54.	4/02/92	Steve Thomas (4)	DEVILS 4 at NY Islanders 7	Terrieri (2), Brodeur (2)
55.	12/12/92	Kevin Stevens	DEVILS 5 at Pittsburgh 6	Terrieri
56.	1/16/93	Pierre Turgeon	NY Islanders 5 at DEVILS 3	Terrieri
57.	4/16/93	Pierre Turgeon	DEVILS 4 at NY Islanders 8	Terrieri (1), Billington (2)
58.	12/15/93	Glen Wesley	Boston 5 at DEVILS 4	Brodeur (2), Sidorkiewicz (1)
59.	2/24/94	Ram Neely*	DEVILS 3 at Boston 5	Brodeur
60.	3/02/95	Bryan Smolinski (GW)	DEVILS 2 at Boston 5	Brodeur (2), Terrieri (1)
61.	3/06/95	Owen Nolan	DEVILS 3 at Quebec 6	Brodeur (2), Terrieri (1)
62.	10/28/95	Mario Lemieux (GW)	Pittsburgh 5 at DEVILS 3	Brodeur
63.	11/28/96	Keith Tkachuk (GW)	DEVILS 3 at Phoenix 4 (OT)	Brodeur
64.	11/29/97	Doug Brown (GW)	DEVILS 4 at Detroit 5	Brodeur
65.	1/08/98	Stu Barnes* (GW)	DEVILS 1 at Pittsburgh 4	Brodeur
66.	10/07/99	Aleksey Morozov*	Pittsburgh 7 at DEVILS 5	Brodeur
67.	11/25/99	Jeremy Roenick (GW)	DEVILS 2 at Phoenix 4	Terrieri
68.	1/06/01	Jan Hlavac	DEVILS 5 at NY Rangers 5 (OT)	Brodeur
69.	2/10/01	Alexei Kovalev (GW)	DEVILS 4 at Pittsburgh 5 (OT)	Brodeur
70.	10/17/01	Mark Parrish (GW)	NY Islanders 6 at DEVILS 4	Brodeur
71.	11/13/01	Alexei Kovalev	Pittsburgh 5 at DEVILS 1	Brodeur
72.	1/15/02	Zdeno Ciger (GW)	Tampa Bay 5 at DEVILS 4 (OT)	Brodeur
73.	3/13/03	Martin Lapointe (GW)	DEVILS 3 at Boston 4	Brodeur
74.	2/17/04	Marian Gaborik	Minnesota 4 at DEVILS 4 (OT)	Brodeur
75.	3/07/09	Sean Bergenheim	DEVILS 3 at NY Islanders 7	Brodeur (2), ENG
76.	10/27/10	Joe Thornton (GW)	DEVILS 2 at San Jose 5	Brodeur
77.	12/18/10	Eric Boulton (GW)	DEVILS 1 at Atlanta 7	Brodeur (1), Hedberg (2)
78.	11/02/11	Joffrey Lupul (GW)	Toronto 5 at DEVILS 3	Brodeur
79.	2/26/12	Martin St. Louis (GW)	Tampa Bay 4 at DEVILS 3	Brodeur
80.	3/01/12	Dave Krejci (GW)	DEVILS 3 at Bruins 4 (OT)	Brodeur
81.	3/28/12	Ryan Malone	Tampa Bay 4 at DEVILS 6	Brodeur
82.	2/16/13	John Tavares (GW)	DEVILS 1 at NY Islanders 5	Hedberg
83.	2/23/13	Alexander Ovechkin (GW)	DEVILS 1 at Washington 5	Hedberg
84.	1/03/14	Patrick Sharp	Chicago 5 at DEVILS 3	Brodeur
85.	12/27/14	Derek Stepan (GW)	DEVILS 1 at NY Rangers 3	Schneider (2), ENG
86.	2/25/16	Nick Foligno (GW)	DEVILS 1 at Columbus 6	Schneider (2), Kinkaid (1)
87.	3/17/22	Kakko Silverberg	DEVILS 4 at Anaheim 7	Kinkaid (2), Dams (1)
88.	10/18/18	Gabriel Landeskog	Colorado 5 at DEVILS 3	Kinkaid
89.	11/30/18	Nicklas Backstrom (GW)	DEVILS 3 at Washington 6	Kinkaid
90.	1/31/19	Mika Zibanejad (GW)	DEVILS 3 at NY Rangers 4	Kinkaid
91.	3/12/19	Johnny Gaudreau	DEVILS 4 at Calgary 9	Blackwood
92.	11/13/19	J.G. Pageau (GW)	Ottawa 4 at DEVILS 2	Blackwood
93.	12/3/19	Jonathan Marchessault (GW)	Vegas 4 at DEVILS 3	Blackwood
94.	1/4/20	Mikko Rantanen (GW)	Colorado 3 at DEVILS 2	Blackwood
95.	1/9/20	Tony DeAngelo (GW)	DEVILS 3 at NY Rangers 6	Blackwood (5), Domingue (1)
96.	1/14/20	Auston Matthews (GW)	DEVILS 4 at Toronto 7	Domingue (5), Schneider (1)
97.	1/16/20	Alexandre Chouinard	DEVILS 2 at Washington 5	Schneider (3), Domingue (2)
98.	3/4/21	Chris Kreider (GW)	NY Rangers 6 at DEVILS 1	Blackwood (4), Dell (2)
99.	4/11/21	Jake Guentzel (GW)	Pittsburgh 5 at DEVILS 2	Blackwood
100.	4/17/20	Pavel Buchnevich	DEVILS 3 at NY Rangers 6	Dell
101.	3/4/21	Chris Kreider	NYR 6 @ DEVILS 1	Blackwood
102.	4/11/21	Jake Guentzel	PIT 5 @ DEVILS 2	Blackwood
103.	1/17/21	Pavel Buchnevich	DEVILS 3 @ NYR 6	Dell
104.	12/3/21	Mark Scheifele	DEVILS 4 @ WPG 8	Bernier (2), Blackwood (1)
105.	12/14/21	Cam Atkinson	DEVILS 1 @ PHI 6	Blackwood (2), Schmid (1)
106.	12/18/21	Dylan Larkin	DEVILS 2 @ DET 5	Schmid
107.	1/31/22	Auston Matthews	DEVILS 4 @ TOR 6	Schmid (2), ENG
108.	2/25/22	Patrick Kane	DEVILS 5 @ CHI 8	Gillies
109.	2/25/22	Brandon Hael	DEVILS 5 @ CHI 8	Gillies
110.	4/3/22	J.G. Pageau	NYI 4 @ DEVILS 3	Daws

*Denotes natural hat trick.

vs. ANA	MIN	GA	SO	GAA	W-L-O/T	vs. CHI cont.	MIN	GA	SO	GAA	W-L-O/T
Schwab	60	1	0	1.00	1-0-0	Burke	370	19	0	3.08	2-2-2
Brodeur	1278	40	2	1.88	15-6-1	Kinkaid	186	10	0	3.22	1-0-2
Blackwood	442	14	0	2.07	7-1-0	Schwab	71	0	0	3.38	0-0-0
Schneider	442	14	0	2.07	7-1-0	Resch	480	34	0	3.38	1-0-0
Dunham	79	5	0	3.80	0-1-0	Hedberg	34	3	0	5.59	1-0-0
Clemmensen	59	4	0	4.07	0-1-0	Billington	120	11	0	9.50	1-0-0
Danis	14	1	0	4.70	0-0-0	Low	120	11	0	9.50	0-2-0
Kinkaid	204	16	0	4.70	0-0-0						
Terrier	30	4	0	8.00	0-0-0						
						vs. COL	MIN	GA	SO	GAA	W-L-O/T
vs. ARI	MIN	GA	SO	GAA	W-L-O/T	Schneider	689	29	0	1.83	2-2-2
Blackwood	200	6	0	1.80	2-1-0	Dunham	669	29	0	1.83	2-2-2
Sauve	125	14	0	1.92	0-1-1	Brodeur	1856	70	4	2.26	17-8-6
Schneider	125	14	0	1.92	0-1-1	Blackwood	545	26	0	2.86	0-4-0
Brodeur	156	43	0	2.04	15-9-1	Terrier	359	26	0	2.86	0-4-0
Kampouri	74	3	0	2.43	6-0-1	Burke	310	20	0	3.27	2-2-0
Vanbiesbrouck	119	3	0	2.52	1-1-1	Resch	310	20	0	3.27	2-2-0
Terrier	446	23	0	2.59	1-2-1	Domingue	31	0	0	3.90	0-1-0
Burke	377	23	0	2.59	1-2-1	Sauve	119	2	0	4.03	0-2-0
Dunham	48	1	0	3.75	0-0-0	Chevrier	286	0	0	6.00	0-0-0
Kinkaid	95	1	0	3.75	0-0-0	Billington	18	0	0	7.00	1-3-0
Billington	119	1	0	4.03	0-1-0	Middlebrook	60	7	0	7.00	0-1-0
Chevrier	241	17	0	4.23	1-3-0						
Resch	423	30	0	4.26	2-2-0						
Hedberg	60	1	0	5.00	0-1-0	vs. CBJ	MIN	GA	SO	GAA	W-L-O/T
Low	100	10	0	6.00	0-2-0	Weekes	60	1	0	1.00	1-0-0
MacKenzie	8	1	0	7.50	0-0-0	Wedgewood	180	6	0	2.00	1/1-0-0
Friesen	60	8	0	8.00	0-1-0	Brodeur	285	26	0	2.19	7-3-3
						Schneider	99	3	0	2.65	0-1-0
						Senn	99	3	0	2.65	0-1-0
						Kinkaid	241	15	0	3.23	0-3-0
						Danis	37	3	0	4.90	0-1-0
vs. BOS	MIN	GA	SO	GAA	W-L-O/T	vs. DAL	MIN	GA	SO	GAA	W-L-O/T
Schwab	29	0	0	0.00	0-0-0	Kinkaid	95	0	0	1.26	0-0-0
Appleby	60	1	0	0.00	0-0-0	Hedberg	105	0	0	1.58	0-0-1
Kinkaid	1	0	0	1.00	0-0-0	Low	1240	41	0	2.00	11-8-1
Danis	60	1	0	1.00	0-0-0	Dunham	560	20	0	2.38	1-0-0
Middlebrook	60	1	0	2.00	0-0-1	Schneider	286	12	0	2.43	0-1-0
Dunham	184	14	0	2.28	1-1-1	Terrier	286	12	0	2.43	0-1-0
Hedberg	366	14	0	2.30	4-2-0	Domingue	60	0	0	3.92	0-0-1
Clemmensen	244	10	0	2.46	26-2-0	Clemmensen	60	0	0	3.92	0-0-1
Blackwood	707	31	1	2.65	33-16-9	Burke	406	21	0	3.10	0-1-0
Schneider	371	31	1	2.65	33-16-9	Blackwood	117	27	0	3.48	0-2-0
Kampouri	60	0	0	3.00	0-0-0	Chevrier	369	3	0	4.18	0-2-0
Sidorkiewicz	1258	68	0	3.22	7-4-4	Resch	60	0	0	4.33	0-2-0
Terrier	35	2	0	3.43	0-1-0	Sauve	73	6	0	4.93	1-0-0
McLean	59	5	0	4.07	0-1-0	Billington	20	0	0	8.00	0-0-0
Weekes	240	17	0	4.25	0-1-0						
Lack	120	27	0	4.50	0-2-0						
Low	320	19	0	5.09	0-1-0	vs. DET	MIN	GA	SO	GAA	W-L-O/T
Sauve	121	11	0	5.42	0-1-0	Domingue	120	4	0	2.01	1-1-0
Reese	40	14	0	6.00	0-1-0	Blackwood	120	4	0	2.01	1-1-0
Chevrier	185	19	0	6.16	-2-0	Brodeur	120	4	0	2.24	10-8-1
						Kinkaid	329	13	0	2.57	4-0-2
						Burke	306	13	0	2.57	4-0-2
						Chevrier	141	7	0	2.98	0-1-0
						Terrier	141	7	0	2.98	0-1-0
						Low	33-16-9	0	0	3.05	0-1-0
						Weekes	364	24	0	3.56	0-3-0
						Schneider	184	13	0	4.24	0-3-0
						Resch	230	23	0	5.00	0-3-1
						Sauve	230	23	0	5.00	0-3-1
						Clemmensen	230	23	0	5.00	0-3-1
						Billington	230	23	0	5.00	0-3-1
vs. BUF	MIN	GA	SO	GAA	W-L-O/T	vs. EDM	MIN	GA	SO	GAA	W-L-O/T
Kinkaid	180	3	0	1.00	3-0-0	Hedberg	120	0	0	0.98	2-0-0
Schwab	141	1	0	1.25	3-0-0	Dunham	289	0	0	1.66	2-0-0
Schneider	849	23	0	1.25	10-0-2	Burke	607	24	0	2.93	6-3-3
Brodeur	3575	126	0	2.11	33-16-9	Schneider	607	24	0	2.93	6-3-3
Clemmensen	120	5	0	2.50	2-0-0	Brodeur	1102	45	0	2.45	0-0-1
Dunham	14	4	0	2.86	1-0-1	Terrier	538	34	0	2.73	0-1-2
Sauve	115	6	0	3.13	0-0-0	Kinkaid	538	34	0	2.73	0-1-2
Weekes	520	23	0	3.13	1-2-2	Billington	38	24	0	4.12	0-1-0
Terrier	223	26	0	3.43	2-0-0	Chevrier	370	10	0	4.89	0-3-0
Hedberg	439	26	1	3.55	3-3-1	Resch	420	36	0	5.14	1-6-0
Billington	422	27	0	3.84	0-2-0	ow	165	15	0	5.45	0-2-1
Chevrier	358	19	0	4.23	0-2-0	Sauve	20	4	0	12.00	0-0-0
Burke	358	19	0	4.23	0-2-0						
Resch	100	9	0	5.42	0-2-0	vs. FLA	MIN	GA	SO	GAA	W-L-O/T
Blackwood	160	16	0	6.00	0-2-0	Weekes	60	1	0	1.00	0-0-0
Low	20	9	0	15.00	0-1-0	Schwab	60	2	0	1.69	0-1-0
Domingue						Terrier	289	2	0	1.69	0-1-0
						Shulmistra	119	4	0	2.02	1-1-0
						Kinkaid	390	134	0	2.06	40-16-8
						Clemmensen	810	3	0	2.59	4-7-2
						Schneider	184	2	0	2.61	1-2-0
						Dunham	61	0	0	2.95	1-0-0
						Hedberg	58	0	0	3.05	0-1-0
						Blackwood	58	0	0	5.21	0-1-0
						Dampousse	58	0	0	5.21	0-1-0
						Domingue	58	0	0	5.21	0-1-0
vs. CGY	MIN	GA	SO	GAA	W-L-O/T	vs. LA	MIN	GA	SO	GAA	W-L-O/T
Dunham	125	2	0	0.96	1-0-1	Hedberg	105	0	0	0.00	0-0-0
Dampousse	60	0	0	0.00	0-0-0	MacKenzie	222	0	0	0.27	0-0-0
Brodeur	978	38	1	2.33	1-4-3	Kinkaid	222	0	0	0.39	0-0-0
Schneider	297	16	0	2.33	1-4-3	Blackwood	222	0	0	0.39	0-0-0
Hedberg	184	8	0	2.69	1-1-0	Weekes	60	0	0	1.00	0-0-0
Kinkaid	184	8	0	2.69	1-1-0	Sidorkiewicz	51	1	0	1.18	0-1-0
Terrier	239	14	0	3.51	2-2-0	Billington	60	0	0	1.33	0-1-0
Clemmensen	65	14	0	3.69	0-0-1	Brodeur	327	15	0	2.38	0-1-0
Billington	228	13	0	4.03	0-1-0	Schneider	327	15	0	2.38	0-1-0
Low	200	16	0	4.80	0-1-0	Dunham	12	0	0	2.48	0-1-0
Resch	462	38	0	4.84	0-1-0	Clemmensen	327	15	0	2.48	0-1-0
Schwab	462	38	0	4.84	0-1-0	Terrier	327	15	0	2.48	0-1-0
Chevrier	60	5	0	5.00	0-1-0	Resch	367	24	0	3.04	0-1-0
Kampouri	416	35	0	5.09	0-1-0	Low	144	16	0	3.67	1-3-0
Burke	177	46	0	7.14	0-0-0	Kampouri	40	9	0	7.50	0-1-0
Blackwood						Middlebrook	40	6	0	8.00	0-1-0
Sauve						Sauve					
vs. CAR	MIN	GA	SO	GAA	W-L-O/T	vs. MIN	MIN	GA	SO	GAA	W-L-O/T
Fraze	15	0	0	0.00	0-0-0	Hedberg	105	0	0	0.00	0-0-0
Danis	60	1	0	0.00	0-0-0	Brodeur	627	26	0	2.49	7-2-2
Middlebrook	60	1	0	1.00	0-0-0	Schneider	529	3	0	2.93	0-0-0
Dampousse	120	10	0	1.00	2-0-0	Lack	59	0	0	3.06	0-1-0
Blackwood	514	16	0	1.87	7-2-0	Domingue	79	5	0	3.82	1-0-0
Kinkaid	685	24	0	1.93	1-0-1						
Sauve	3625	127	9	2.10	39-16-6	vs. MTL	MIN	GA	SO	GAA	W-L-O/T
Brodeur	398	17	0	2.56	6-0-1	Hedberg	105	0	0	0.00	0-0-0
Billington	394	18	0	2.56	6-0-1	Brodeur	627	26	0	2.49	7-2-2
Hedberg	394	18	0	2.56	6-0-1	Schneider	529	3	0	2.93	0-0-0
Wedgewood	518	27	1	3.13	4-1-0	Lack	59	0	0	3.06	0-1-0
Terrier	185	10	0	3.24	0-2-0	Domingue	79	5	0	3.82	1-0-0
Low	185	10	0	3.24	0-2-0						
Resch	108	23	0	3.89	0-1-0	vs. MTL	MIN	GA	SO	GAA	W-L-O/T
Clemmensen	108	23	0	3.89	0-1-0	Schneider	529	3	0	2.93	0-0-0
Weekes	60	4	0	4.00	0-1-0	Lack	59	0	0	3.06	0-1-0
Sidorkiewicz	40	3	0	4.50	0-1-0	Domingue	79	5	0	3.82	1-0-0
Burke	202	22	0	4.85	1-3-0						
Chevrier	476	22									

vs. MTL cont.	MIN	GA	SO	GAA	W-L-O/T
Schneider	492	21	0	2.56	2-2-4
Chevrier	131	6	0	2.75	2-2-0
Blackwood	183	3	0	3.00	0-0-0
Hedberg	360	0	0	3.00	0-0-0
McKenzie	58	0	0	3.13	0-0-0
Kinkaid	350	1	0	3.43	3-3-0
Terreri	540	3	0	3.50	3-3-0
Dunham	65	4	0	3.69	0-0-1
Domingue	64	2	0	3.74	0-0-1
Burke	364	10	0	3.89	1-1-1
Low	184	0	0	4.00	0-1-0
McLean	60	3	0	4.86	3-5-0
Resch	469	38	0	5.00	0-1-0
Middlebrook	60	0	0		

vs. NSH	MIN	GA	SO	GAA	W-L-O/T
Schwab	60	1	0	1.00	1-0-0
Terreri	60	1	0	1.70	1-0-0
Hedberg	65	2	0	1.85	1-0-0
Clemmensen	124	4	0	1.93	1-1-1
Brodeur	190	3	0	2.00	1-1-1
Kinkaid	249	11	0	2.65	3-1-0
Appleby	60	0	0	3.01	0-1-0
Schneider	239	10	0	4.01	0-1-0
Blackwood	65	0	0	4.63	0-1-0
Domingue	59	6	0	6.14	0-1-0

vs. NYI	MIN	GA	SO	GAA	W-L-O/T
Schwab	67	1	0	0.90	0-0-0
Hedberg	358	2	0	1.51	4-2-0
Schneider	58	9	0	2.16	3-1-0
Danis	158	3	0	2.37	1-1-0
Brodeur	5236	194	10	2.22	51-28-9
Weekes	204	18	0	2.35	2-2-0
Clemmensen	190	18	0	2.62	1-1-1
Blackwood	183	1	0	2.66	3-3-2
Kinkaid	519	23	0	2.66	3-3-2
Sauve	191	11	0	3.38	9-16-7
Terreri	2003	113	0	3.43	4-4-2
Burke	613	35	0	3.43	4-15-2
Resch	1267	99	0	4.92	0-1-0
Dunham	60	5	0	5.00	0-1-0
Kampouri	60	5	0	5.00	0-1-0
Chevrier	468	42	0	5.38	3-7-0
Billington	121	21	0	5.95	0-0-0
McLean	120	12	0	6.00	0-2-0
Low	10	0	0	6.00	0-1-0
MacKenzie	10	8	0	8.00	0-1-0
Middlebrook	60	0	0		

vs. NYR	MIN	GA	SO	GAA	W-L-O/T
Dunham	60	0	0	0.00	0-0-0
Brodeur	6005	217	9	2.17	49-32-20
Domingue	25	1	0	2.40	0-0-0
Clemmensen	198	18	0	2.42	1-3-1
Low	138	10	1	2.52	1-3-0
Hedberg	238	10	1	2.52	1-3-0
Schneider	948	41	0	2.59	6-7-3
Kinkaid	275	16	0	3.50	3-2-0
Blackwood	277	16	0	3.50	3-2-0
Billington	515	31	0	3.61	5-2-1
Burke	828	58	0	3.68	5-2-1
Terreri	156	18	0	3.82	8-3-2
Chevrier	913	64	0	4.21	8-8-0
Resch	106	76	0	4.30	5-12-1
Sauve	238	16	0	4.30	0-0-0
Reese	39	0	0	4.62	0-0-0
Erickson	60	6	0	6.00	0-1-0
Weekes	40	10	0	6.00	0-1-0
Kampouri	40	10	0	6.00	0-1-0
St. Laurent	60	9	0	9.00	0-1-0
McLean	6	3	0	30.00	0-0-0

vs. OTT	MIN	GA	SO	GAA	W-L-O/T
Danis	20	0	0	0.00	0-0-0
Hedberg	105	0	0	1.14	2-0-0
Terreri	96	9	0	2.00	3-0-0
Clemmensen	208	7	0	2.02	3-0-0
Lack	30	1	0	2.03	0-0-0
Schneider	675	24	0	2.13	6-4-1
Lack	30	1	0	2.13	0-0-0
Brodeur	4094	150	0	2.20	37-24-7
Blackwood	185	9	0	2.36	2-1-0
Billington	173	10	0	3.46	2-2-0
Kinkaid	173	10	0	3.46	2-2-0

vs. PHI	MIN	GA	SO	GAA	W-L-O/T
Appleby	46	0	0	0.00	0-0-0
Weekes	68	0	0	0.00	0-0-0
Vanbiesbroeck	60	1	0	1.00	0-0-0
Friesen	60	1	0	1.50	0-0-0
Blackwood	184	5	1	1.63	2-1-0
Clemmensen	127	21	10	1.89	50-31-10
Brodeur	568	27	0	2.38	6-1-0
Kinkaid	378	15	0	2.37	6-1-0
Hedberg	367	24	0	2.60	6-1-0
Schwab	77	17	0	2.65	18-4-4
Terreri	1604	71	0	2.66	0-1-0
Middlebrook	60	3	0	3.01	0-1-0
Danis	724	37	0	3.00	0-0-0
Schneider	743	45	1	3.63	3-2-1
Chevrier	419	30	0	4.29	1-6-0
Low	981	58	0	4.81	4-1-0
Resch	907	58	0	4.81	1-6-0
Burke	60	5	0	5.00	0-1-0
Dunham	372	36	0	5.81	0-5-0
Billington	60	6	0	6.00	0-1-0
Sauve	60	0	0		

vs. PIT	MIN	GA	SO	GAA	W-L-O/T
Domingue	60	0	0	0.00	0-0-0
Wedgewood	60	0	0	0.00	0-0-0
Schwab	160	1	0	0.38	2-0-0
Dunham	471	193	9	2.33	48-28-9
Brodeur	538	122	0	2.45	4-3-1
Clemmensen	299	13	0	2.61	3-2-0
Hedberg	686	21	0	2.61	3-2-0
Schneider	441	23	0	3.13	3-1-1
Low	162	9	0	3.33	1-2-0
Blackwood	162	9	0	3.33	1-2-0
Weekes	90	2	0	3.33	2-2-2
Kinkaid	1392	79	0	3.41	10-13-1
Terreri	859	49	0	3.42	7-4-3
Burke	943	40	0	3.46	4-8-2
Billington	105	7	0	4.00	1-0-0
Sauve	594	43	0	4.80	0-0-0
Chevrier	60	6	0	4.80	0-1-0
Dampousse	60	6	0	9.60	0-1-0
Kinkaid	60	8	0		
Friesen	50	0	0		

vs. SJ	MIN	GA	SO	GAA	W-L-O/T
Terreri	256	4	0	0.94	3-1-0
Billington	60	1	0	1.00	1-0-0
Blackwood	160	4	0	1.00	1-0-0
Hedberg	160	4	0	1.00	1-0-0
Brodeur	1199	49	0	2.45	10-8-2
Kinkaid	209	3	0	2.58	1-0-0
Erickson	393	0	0	3.04	1-0-0
Schneider	394	20	0	3.04	1-4-2
Dunham	59	4	0	3.04	0-1-0
Clemmensen	60	5	0	5.01	1-0-0

vs. STL	MIN	GA	SO	GAA	W-L-O/T
St. Laurent	160	4	1	0.00	1-0-0
Dunham	526	20	0	1.32	2-2-8
Schneider	535	20	0	2.36	2-6-1
Terreri	976	43	0	2.46	6-2-2
Brodeur	60	3	0	3.00	0-0-0
Hedberg	60	3	0	3.00	0-0-0
Clemmensen	60	3	0	3.00	1-0-0
Sauve	60	3	0	3.00	1-0-0
Domingue	60	3	0	3.00	1-0-0
McKenzie	243	13	0	3.05	0-1-0
Chevrier	369	21	0	3.21	4-3-1
Burke	193	11	0	3.42	2-3-1
Kinkaid	180	11	0	3.67	1-2-0
Billington	530	41	0	4.84	0-7-2
Resch	10	1	0	8.00	0-1-0
Kinkaid	60	8	0	8.00	0-1-0
Low	20	3	0	9.00	0-0-0
MacKenzie	20	3	0		

vs. TB	MIN	GA	SO	GAA	W-L-O/T
Dunham	81	0	0	0.00	2-0-0
Billington	60	0	0	0.00	1-0-0
Vanbiesbroeck	60	1	0	1.00	1-0-0
Domingue	60	1	0	1.00	1-0-0
Dampousse	59	2	0	2.03	0-1-0
Danis	59	2	0	2.07	0-1-0
Brodeur	3886	136	0	2.10	39-17-8
Weekes	151	6	0	2.38	2-2-0
Kinkaid	272	12	0	2.38	2-2-0
Terreri	472	20	0	2.43	2-1-1
Lack	60	3	0	3.00	1-0-0
Schwab	119	6	0	3.03	0-2-0
Schneider	577	33	0	3.52	3-3-2
Hedberg	362	9	0	3.52	3-3-2
Clemmensen	67	5	0	4.50	1-0-0

vs. TOR	MIN	GA	SO	GAA	W-L-O/T
Schwab	184	2	0	0.65	1-1-1
Kinkaid	228	2	0	1.84	0-1-1
Clemmensen	129	4	0	1.92	0-1-1
Danis	129	4	0	1.92	0-1-1
Schneider	731	25	0	2.05	7-1-4
Brodeur	3185	135	0	2.34	22-20-10
Hedberg	156	7	0	2.69	2-0-0
Sauve	421	21	0	2.69	2-0-0
Resch	421	21	0	2.69	2-0-0
Terreri	18	1	0	3.86	4-4-0
Burke	435	28	0	4.87	2-5-0
Chevrier	345	28	0	5.04	0-0-0
Low	119	10	0	6.04	0-0-0
Blackwood	82	14	0	6.04	0-0-0
Billington	159	16	0	9.52	0-1-0
Domingue	31	5	0		

vs. VAN	MIN	GA	SO	GAA	W-L-O/T
Vanbiesbroeck	60	0	0	0.00	1-0-0
Blackwood	245	2	0	0.73	4-0-3
Schneider	33	16	0	1.76	0-0-0
Dampousse	33	1	0	1.82	0-0-0
Dunham	58	0	0	2.07	0-1-0
Low	534	25	0	2.81	4-5-0
Terreri	63	3	0	2.85	1-0-0
Kinkaid	1048	50	3	2.86	6-1-0
Brodeur	304	13	0	3.00	1-3-0
Burke	60	3	0	3.00	1-0-0
Clemmensen	420	24	0	3.43	2-3-2
Resch	40	3	0	4.50	0-1-0
Sauve	40	3	0	4.50	0-1-0
Billington	285	22	0	4.63	2-2-1
Kampouri	60	6	0	6.00	0-1-0

vs. VGK	MIN	GA	SO	GAA	W-L-O/T
Kinkaid	60	3	0	3.01	1-0-0
Schneider	118	9	0	3.05	0-2-0
Blackwood	118	9	0	3.56	0-2-0

vs. WSH	MIN	GA	SO	GAA	W-L-O/T
Wedgewood	62	1	0	0.96	0-0-1
Schwab	62	1	0	0.97	1-0-0
McLean	59	1	0	1.02	1-0-0
Dunham	265	9	0	2.04	3-1-0
Hedberg	265	9	0	2.25	3-1-0
Domingue	360	14	0	2.32	40-17-2
Brodeur	122	5	0	2.46	3-10-2
Vanbiesbroeck	891	41	0	2.76	3-10-2
Schneider	62	31	0	2.96	0-1-0
Resch	62	31	0	2.96	0-1-0
Weekes	338	18	0	3.19	2-3-0
Clemmensen	1175	66	0	3.37	6-13-0
Terreri	273	13	0	3.43	1-3-0
Blackwood	773	48	0	3.73	1-3-0
Burke	751	49	0	3.91	7-6-0
Billington	578	38	0	3.94	3-9-0
Low	271	18	0	4.26	1-2-0
Sauve	479	34	0	4.26	2-6-0
Kampouri	120	9	0	4.50	1-1-0
Middlebrook	12	3	0	5.00	0-0-0
Senn	398	34	0	5.13	0-7-0
Chevrier	60	2	0	16.00	0-0-0
MacKenzie	60	2	0		
St. Laurent	60	2	0		

NO.	DATE	GOALTENDER	SCORE	NO.	DATE	GOALTENDER	SCORE
1.	12/04/83	Low, Resch	Det. 0 at NJ 6	102.	1/23/04	Martin Brodeur	MLI 0 at NJ 2
2.	12/17/83	Glenn Resch	NJ 2 at Min. 0	103.	3/26/04	Scott Clemmensen	NJ 5 at Atl. 0
3.	1/18/84	Ron Low	NJ 6 at NYR 0	104.	3/30/04	Martin Brodeur	NYR 0 at Att. 5
4.	3/27/86	Sam St. Laurent	SIL. 0 at NJ 1	105.	1/03/06	Martin Brodeur	Fla. 0 at NJ 3
5.	10/27/87	Alain Chevrier	Phi. 0 at NJ 4	106.	1/09/06	Martin Brodeur	Phi. 0 at NJ 3
6.	3/29/88	Sean Burke	Pit. 0 at NJ 4	107.	1/13/06	Martin Brodeur	Van. 0 at NJ 3
7.	10/10/88	Sean Burke	NJ 5 at NYR 0	108.	1/24/06	Martin Brodeur	NJ 4 at NYI 0
8.	1/15/89	Sean Burke	Edm. 0 at NJ 1	109.	2/03/06	Martin Brodeur	Car. 0 at NJ 3
9.	3/05/89	Sean Burke	Min. 0 at NJ 2	110.	10/06/06	Martin Brodeur	NJ 4 at Car. 0
10.	2/10/91	Chris Terreri	Van. 0 at NJ 2	111.	10/26/06	Martin Brodeur	Fla. 0 at NJ 2
11.	10/26/91	Chris Terreri	SJ 0 at NJ 9	112.	10/28/06	Martin Brodeur	CBJ 0 at NJ 1
12.	12/28/91	Craig Billington	Buf. 0 at NJ 3	113.	12/08/06	Martin Brodeur	Phi. 0 at NJ 2
13.	1/02/92	Craig Billington	Pit. 0 at NJ 4	114.	12/26/06	Martin Brodeur	Pit. 0 at NJ 3
14.	10/17/92	Chris Terreri	Phi. 0 at NJ 2	115.	12/30/06	Martin Brodeur	NJ 2 at NYI 0
15.	11/13/92	Craig Billington	Wsh. 0 at NJ 3	116.	1/07/07	Martin Brodeur	NJ 3 at Mtl. 0
16.	12/18/92	Craig Billington	NJ 2 at TB 0	117.	1/16/07	Martin Brodeur	NYR 0 at NJ 1
17.	3/29/93	Chris Terreri	SJ 0 at NJ 5	118.	1/26/07	Martin Brodeur	NJ 2 at TB 0
18.	10/20/93	Martin Brodeur	Ana. 0 at NJ 4	119.	2/08/07	Martin Brodeur	NYI 0 at NJ 2
19.	11/17/93	Chris Terreri	Buf. 0 at NJ 4	120.	2/17/07	Martin Brodeur	NJ 2 at NYI 0
20.	1/19/94	Martin Brodeur	NJ 4 at Wpg. 0	121.	2/27/07	Martin Brodeur	NJ 1 at Pit. 0
21.	3/10/94	Chris Terreri	Hfd. 0 at NJ 4	122.	11/23/07	Martin Brodeur	NJ 3 at Atl. 0
22.	3/13/94	Martin Brodeur	Dal. 0 at NJ 4	123.	1/30/07	Martin Brodeur	MLI 0 at NJ 4
23.	2/20/95	Martin Brodeur	NJ 2 at Wsh. 0	124.	12/23/07	Martin Brodeur	NJ 1 at Cgy. 0 (OT)
24.	4/05/95	Martin Brodeur	NJ 2 at Ott. 0	125.	1/04/08	Martin Brodeur	NJ 3 at Phi. 0
25.	4/09/95	Martin Brodeur	NYR 0 at NJ 2	126.	10/16/08	Martin Brodeur	NJ 1 at Atl. 0
26.	10/07/95	Martin Brodeur	Fla. 0 at NJ 4	127.	10/22/08	Martin Brodeur	Dal. 0 at NJ 5
27.	11/14/95	Martin Brodeur	Hfd. 0 at NJ 1	128.	2/09/09	Scott Clemmensen	NYR 0 at NJ 3
28.	1/03/96	Martin Brodeur	NJ 1 at Col. 0	129.	2/13/09	Scott Clemmensen	Bos. 0 at NJ 1
29.	2/10/96	Martin Brodeur	NYR 0 at NJ 3	130.	2/26/09	Martin Brodeur	Col. 0 at NJ 4
30.	2/18/96	Martin Brodeur	Wsh. 0 at NJ 3	131.	3/01/09	Martin Brodeur	Phi. 0 at NJ 3
31.	3/15/96	Martin Brodeur	TB 0 at NJ 5	132.	3/20/09	Martin Brodeur	Min. 0 at NJ 4
32.	11/06/96	Martin Brodeur	NJ 2 at Det. 0	133.	10/17/09	Martin Brodeur	Car. 0 at NJ 2
33.	11/09/96	Brodeur, Dunham	NYI 0 at NJ 4	134.	12/07/09	Martin Brodeur	NJ 3 at Buf. 0
34.	12/03/96	Martin Brodeur	Fla. 0 at NJ 2	135.	12/21/09	Martin Brodeur	NJ 4 at Pit. 0
35.	12/16/96	Mike Dunham	NJ 5 at Cgy. 0	136.	12/30/09	Martin Brodeur	Pit. 0 at NJ 2
36.	12/23/96	Martin Brodeur	Buf. 0 at NJ 0 (OT)	137.	1/05/10	Martin Brodeur	Dal. 0 at NJ 4
37.	1/03/97	Martin Brodeur	NJ 1 at Ott. 0	138.	1/12/10	Martin Brodeur	NJ 1 at NYR 0 (SO)
38.	2/13/97	Martin Brodeur	Hfd. 0 at NJ 4	139.	1/20/10	Martin Brodeur	Fla. 0 at NJ 2
39.	3/13/97	Martin Brodeur	Hfd. 0 at NJ 6	140.	4/03/10	Martin Brodeur	NJ 4 at Car. 0
40.	3/27/97	Martin Brodeur	NYR 0 at NJ 4	141.	4/06/10	Martin Brodeur	NJ 3 at Atl. 0
41.	4/01/97	Martin Brodeur	NJ 1 at Wsh. 0	142.	10/13/10	Martin Brodeur	NJ 1 at Buf. 0 (OT)
42.	4/04/97	Martin Brodeur	TB 0 at NY 3	143.	10/13/10	Martin Brodeur	NJ 3 at Mtl. 0
43.	4/06/97	Mike Dunham	NJ 2 at SIL. 0	144.	11/22/10	Johan Hedberg	Wsh. 0 at NJ 5
44.	4/11/97	Martin Brodeur	Bos. 0 at NJ 2	145.	12/15/10	Martin Brodeur	Phx. 0 at NJ 3
45.	10/18/97	Mike Dunham	TB 0 at NJ 5	146.	1/20/11	Martin Brodeur	Pit. 0 at NJ 2
46.	10/27/97	Martin Brodeur	NJ 5 at Phi. 0	147.	2/18/11	Johan Hedberg	NYR 0 at NJ 1
47.	11/08/97	Martin Brodeur	Bos. 0 at NJ 2	148.	2/22/11	Johan Hedberg	NJ 1 at Dal. 0
48.	12/04/97	Martin Brodeur	NJ 4 at Pit. 0	149.	3/20/11	Martin Brodeur	NJ 3 at CBJ 0
49.	12/13/97	Martin Brodeur	NJ 3 at Tor. 0	150.	3/25/11	Martin Brodeur	NJ 0 at Pit. 1 (SO)
50.	2/02/98	Martin Brodeur	NJ 1 at Ott. 0	151.	10/25/11	Johan Hedberg	NJ 3 at LA 0
51.	2/04/98	Martin Brodeur	Ott. 0 at NJ 2	152.	11/25/11	Johan Hedberg	NJ 1 at NYI 0
52.	3/12/98	Martin Brodeur	NJ 2 at Car. 0	153.	2/07/12	Martin Brodeur	NJ 1 at NYR 0
53.	3/18/98	Martin Brodeur	Ana. 0 at NJ 3	154.	3/02/12	Johan Hedberg	NJ 5 at Wsh. 0
54.	3/26/98	Martin Brodeur	NJ 2 at Col. 0	155.	3/15/12	Martin Brodeur	Col. 0 at NJ 1 (SO)
55.	3/28/98	Martin Brodeur	NJ 3 at Phx. 0	156.	3/20/12	Johan Hedberg	NJ 1 at Ott. 0
56.	11/11/98	Martin Brodeur	Mtl. 0 at NJ 3	157.	3/31/12	Martin Brodeur	NJ 5 at Car. 0
57.	12/01/98	Martin Brodeur	NJ 4 at Wsh. 0	158.	1/22/13	Martin Brodeur	Phi. 0 at NJ 3
58.	1/28/99	Martin Brodeur	NJ 2 at Bos. 0	159.	2/03/13	Johan Hedberg	NJ 3 at NYI 0
59.	2/04/99	Chris Terreri	NJ 2 at SIL. 0	160.	4/18/13	Martin Brodeur	NJ 3 at Phi. 0
60.	4/08/99	Martin Brodeur	Wsh. 0 at NJ 1	161.	10/19/13	Cory Schneider	NYR 0 at NJ 4
61.	10/09/99	Martin Brodeur	TB 0 at NJ 1	162.	11/07/13	Martin Brodeur	NJ 3 at Phi. 0
62.	12/09/99	Martin Brodeur	NJ 4 at Chi. 0	163.	11/10/13	Martin Brodeur	Nsh. 0 at NJ 5
63.	1/21/00	Martin Brodeur	NJ 3 at NJ 4	164.	1/10/14	Cory Schneider	Buf. 0 at NJ 1 (OT)
64.	2/27/00	Martin Brodeur	Mtl. 0 at NJ 3	165.	12/14/13	Martin Brodeur	TB 0 at NJ 3
65.	3/10/00	Martin Brodeur	NJ 9 at Atl. 0	166.	1/09/14	Cory Schneider	Dal. 0 at NJ 1
66.	3/31/00	Martin Brodeur	Atl. 0 at NJ 6	167.	11/14/14	Cory Schneider	NJ 1 at Wsh. 0
67.	10/28/00	Martin Brodeur	NJ 9 at Pit. 0	168.	11/21/14	Cory Schneider	NJ 2 at Edm. 0
68.	12/01/00	Martin Brodeur	NYI 0 at NJ 0 (OT)	169.	2/23/15	Cory Schneider	Ari. 0 at NJ 3
69.	12/11/00	Martin Brodeur	Atl. 0 at NJ 4	170.	2/28/15	Cory Schneider	NJ 2 at CBJ 0
70.	12/22/00	Martin Brodeur	NJ 2 at Fla. 0	171.	3/17/15	Cory Schneider	Pit. 0 at NJ 2
71.	2/06/01	Martin Brodeur	NJ 4 at Mtl. 0	172.	11/14/15	Cory Schneider	Pit. 0 at NJ 4
72.	2/19/01	Martin Brodeur	NJ 2 at Tor. 0	173.	12/15/15	Cory Schneider	NJ 2 at Buf. 0
73.	3/04/01	Martin Brodeur	TB 0 at NJ 6	174.	1/10/16	Cory Schneider	NJ 3 at Ott. 0
74.	3/21/01	Martin Brodeur	NYR 0 at NJ 4	175.	1/16/16	Cory Schneider	NJ 2 at Arz. 0
75.	3/23/01	John Vanbiesbrouck	Van. 0 at NJ 4	176.	2/14/16	Keith Kinkaid	LA 0 at NJ 1
76.	4/07/01	Martin Brodeur	NJ 2 at Mtl. 0	177.	3/10/16	Keith Kinkaid	NJ 3 at SJ 0
77.	12/15/01	Martin Brodeur	NJ 2 at Ott. 0	178.	3/24/16	Scott Wedgewood	NJ 3 at Pit. 0
78.	12/26/01	Martin Brodeur	Pit. 0 at NJ 4	179.	12/22/16	Cory Schneider	Phi. 0 at NJ 4
79.	3/10/02	Martin Brodeur	NJ 3 at Dal. 0	180.	1/02/17	Cory Schneider	Bos. 0 at NJ 3
80.	4/10/02	Martin Brodeur	Phi. 0 at NJ 1	181.	4/04/17	Keith Kinkaid	Pit. 0 at NJ 1 (OT)
81.	11/07/02	Martin Brodeur	NJ 1 at Phi. 0	182.	11/01/17	Cory Schneider	NJ 2 at Van. 0
82.	12/02/02	Martin Brodeur	NJ 1 at Phi. 0 (OT)	183.	3/17/18	Keith Kinkaid	NJ 3 at LAK 0
83.	12/10/02	Martin Brodeur	SIL. 0 at NJ 2	184.	10/1/18	Keith Kinkaid	NJ 5 vs. Wsh. 0
84.	12/30/02	Martin Brodeur	NJ 1 at Bos. 0	185.	10/16/18	Keith Kinkaid	NJ 3 vs. Dal. 0
85.	1/03/03	Corey Schwab	Tor. 0 at NJ 2	186.	11/15/18	Keith Kinkaid	NJ 3 at Phi. 0
86.	1/15/03	Martin Brodeur	NYI 0 at NJ 5	187.	12/29/18	Mackenzie Blackwood	NJ 2 vs. Car. 0
87.	1/28/03	Martin Brodeur	Det. 0 at NJ 1	188.	12/31/18	Mackenzie Blackwood	NJ 4 vs. Van. 0
88.	2/12/03	Martin Brodeur	NJ 3 at Phx. 0	189.	2/21/19	Cory Schneider	NJ 4 vs. Ott. 0
89.	3/18/03	Martin Brodeur	NJ 1 at Mtl. 0	190.	10/19/19	Mackenzie Blackwood	Van. 0 at NJ 1
90.	3/30/03	Martin Brodeur	NYI 0 at NJ 6	191.	2/6/20	Mackenzie Blackwood	NJ 5 at Phi. 0
91.	10/28/03	Martin Brodeur	NJ 4 at NYI 0	192.	2/8/20	Mackenzie Blackwood	LA 0 at NJ 3
92.	11/08/03	Martin Brodeur	NJ 1 at Ott. 0	193.	3/1/20	Cory Schneider	NJ 3 at Ana. 0
93.	11/15/03	Martin Brodeur	NYR 0 at NJ 5	194.	2/14/21	Scott Wedgewood	NYI 0 at NJ 2
94.	11/25/03	Martin Brodeur	NJ 4 at LA 0	195.	3/7/21	Scott Wedgewood	NJ 1 at BOS 0
95.	12/04/03	Martin Brodeur	Wsh. 0 at NJ 3	196.	3/28/21	Mackenzie Blackwood	NJ 1 at BOS 0
96.	12/10/03	Martin Brodeur	NYI 0 at NJ 1 (OT)	197.	11/11/21	Mackenzie Blackwood	NYI 0 @ NJD 4
97.	12/13/03	Martin Brodeur	NJ 2 at Phi. 0	198.	12/8/21	Mackenzie Blackwood	Phi 0 @ NJD 3
98.	12/18/03	Martin Brodeur	NJ 3 at Atl. 0	199.	10/28/22	Vitek Vanecek	COL 0 @ NJD 1
99.	12/27/03	Corey Schwab	NJ 2 at Pit. 0	200.	12/6/22	Vitek Vanecek	CHI 0 @ NJD 3
100.	1/10/04	Martin Brodeur	NJ 1 at Tor. 0	201.	2/25/23	Akira Schmid	Phi 0 @ NJD 7
101.	1/20/04	Scott Clemmensen	NJ 3 at Pit. 0	202.	3/12/23	Vitek Vanecek	CAR 0 @ NJD 3

NO.	DATE	GOALTENDER	SCORE	NO.	DATE	GOALTENDER	SCORE
1.	11/10/82	Al Jensen, Wsh.	NJ 0 at Wsh. 3	90.	4/04/08	Martin Biron, Phi.	NJ 0 at Phi. 3
2.	11/14/82	Mario Lessard, LA	NJ 0 at LA 3	91.	11/03/08	Ryan Miller, Buf.	Buf. 2 at NJ 0
3.	12/12/82	Ed Mio, NYR	NJ 0 at NYR 4	92.	12/23/08	Tim Thomas, Bos.	Bos. 2 at NJ 0
4.	2/20/83	Bob Froese, Phi.	NJ 0 at Phi. 3	93.	12/26/08	M.A. Fleury, Pit.	Pit. 1 at NJ 0
5.	3/10/83	Greg Millen, Hfd.	Hfd. 3 at NJ 0	94.	1/08/09	Kari Lehtonen, Atl.	Atl. 4 at NJ 0
6.	3/14/83	Don Edwards, Cgy.	Cgy. 7 at NJ 0	95.	2/17/09	Tomas Vokoun, Fla.	NJ 0 at Fla. 4
7.	10/26/83	Al Jensen, Wsh.	Wsh. 2 at NJ 0	96.	2/21/09	Yann Danis, NYI	NJ 0 at NYI 4
8.	11/15/83	Gilles Meloche, Min.	NJ 0 at Min. 6	97.	3/30/09	Henrik Lundqvist, NYR	NJ 0 at NYR 3
9.	12/20/83	Richard Sevigny, Mtl.	Mtl. 6 at NJ 0	98.	1/12/10	Henrik Lundqvist, NYR	NJ 1 at NYR 0 (SO)
10.	12/22/83	Pelle Lindbergh, Phi.	NJ 0 at Phi. 5	99.	1/18/10	Rick DiPietro, NYI	NJ 0 at NYI 4
11.	1/19/84	Bob Froese, Phi.	NJ 0 at Phi. 2	100.	1/26/10	Brian Elliott, Ott.	NJ 0 at Ott. 3
12.	2/02/84	Pat Riggin, Wsh.	Wsh. 2 at NJ 0	101.	2/02/10	J.S. Giguere, Tor.	NJ 0 at Tor. 3
13.	3/24/84	Tom Barrasou, Buf.	Buf. 6 at NJ 0	102.	3/07/10	Jeff Deslauriers, Edm.	NJ 0 at Edm. 2
14.	11/17/84	Steve Penney, Mtl.	NJ 0 at Mtl. 5	103.	3/20/10	Ty Conklin, STL.	STL. 1 at NJ 0
15.	2/14/85	Steve Weeks, Hfd.	Hfd. 4 at NJ 0	104.	3/30/10	Tuukka Rask, Bos.	Bos. 1 at NJ 0 (OT)
16.	4/03/85	Warren Skorodenski, Chi.	NJ 0 at Chi. 5	105.	11/01/10	Roberto Luongo, Van.	NJ 0 at Van. 3
17.	2/08/86	Roberto Romano, Pit.	NJ 0 at Pit. 4	106.	11/05/10	Henrik Lundqvist, NYR	NYR 3 at Bos. 0
18.	3/31/86	John Vanbiesbrouck, NYR	NJ 0 at NYR 9	107.	11/15/10	Tim Thomas, Bos.	NJ 0 at Bos. 3
19.	1/06/87	Ron Hextall, Phi.	NJ 0 at Phi. 4	108.	11/26/10	Rick DiPietro, NYI	NJ 0 at NYI 2
20.	2/22/87	Bill Smith, NYI	NYI 7 at NJ 0	109.	3/18/11	Michael Neuvirth, Wsh.	Wsh. 3 at NJ 0
21.	10/19/88	Kirk McLean, Van.	Van. 4 at NJ 0	110.	3/25/11	M.A. Fleury, Pit.	NJ 0 at Pit. 1 (SO)
22.	10/29/88	Mike Liut, Hfd.	NJ 0 at Hfd. 3	111.	3/26/11	Ryan Miller, Buf.	NJ 0 at Buf. 2
23.	1/11/89	Brian Hayward, Mtl.	NJ 0 at Mtl. 1	112.	10/08/11	Ilya Bryzgalov, Phi.	Phi. 3 at NJ 0
24.	2/10/90	Vincent Riendeau, STL.	NJ 0 at STL. 7	113.	2/27/12	Henrik Lundqvist, NYR	NJ 0 at NYR 2
25.	10/20/90	Don Beaupre, Wsh.	NJ 0 at Wsh. 4	114.	3/04/12	Anders Nilsson, NYI	NJ 0 at NYI 1
26.	2/18/91	Grant Fuhr, Edm.	Edm. 4 at NJ 0	115.	3/13/12	Ilya Bryzgalov, Phi.	NJ 0 at Phi. 3
27.	3/30/91	Don Beaupre, Wsh.	NJ 0 at Wsh. 4	116.	3/15/12	J.S. Giguere, Col.	Col. 0 at NJ 1 (SO)
28.	11/09/91	Andy Moog, Bos.	NJ 0 at Bos. 4	117.	4/04/13	Tuukka Rask, Bos.	NJ 0 at Bos. 1
29.	11/16/91	Bob Essensa, Wpg.	Wpg. 1 at NJ 0	118.	4/12/13	Craig Anderson, Ott.	Ott. 2 at NJ 0
30.	12/23/91	Mike Richter, NYR	NJ 0 at NYR 3	119.	4/15/13	James Reimer, Tor.	NJ 0 at Tor. 2
31.	1/25/92	Tim Cheveldae, Det.	Det. 7 at NJ 0	120.	4/27/13	Henrik Lundqvist, NYR	NJ 0 at NYR 4
32.	4/15/92	Glenn Healy, NYI	NJ 0 at NYI 7	121.	10/03/13	M.A. Fleury, Pit.	NJ 0 at Pit. 3
33.	11/21/92	Tom Barrasou, Pit.	NJ 0 at Pit. 2	122.	10/13/13	Al Montoya, Wpg.	NJ 0 at Wpg. 3
34.	12/21/92	John Vanbiesbrouck, NYR	NYR 3 at NJ 0	123.	11/02/13	Ray Emery, Phi.	Phi. 1 at NJ 0
35.	4/03/93	Felix Potvin, Tor.	NJ 0 at Tor. 1	124.	11/03/13	Josh Harding, Min.	NJ 0 at Min. 4
36.	10/26/93	Patrick Roy, Mtl.	Mtl. 2 at NJ 0	125.	11/15/13	Ben Scrivens, LA	LA 2 at NJ 0
37.	1/09/94	Richard Tabaracki, Wsh.	Wsh. 4 at NJ 0	126.	1/28/14	Jaroslav Halak, STL.	NJ 0 at STL. 3
38.	1/26/95	Blaine Lacher, Bos.	NJ 0 at Bos. 1 (OT)	127.	2/08/14	Braden Holtby, Wsh.	NJ 0 at Wsh. 3
39.	2/04/95	Jocelyn Thibault, Que.	NJ 0 at Que. 2	128.	3/15/14	Ben Bishop, TB	NJ 0 at TB 3
40.	4/20/95	Mark Fitzpatrick, Fla.	NJ 0 at Fla. 1	129.	3/22/14	Henrik Lundqvist, NYR	NYR 2 at NJ 0
41.	11/25/95	Andy Moog, Dal.	NJ 0 at Dal. 2	130.	4/07/14	Karri Ramo, Cgy.	Cgy. 1 at NJ 0
42.	12/31/95	Jeff Hackett, Chi.	NJ 0 at Chi. 5	131.	11/04/14	Jake Allen, STL.	STL. 1 at NJ 0
43.	3/17/96	John Vanbiesbrouck, Fla.	NJ 0 at Fla. 3	132.	11/25/14	Ryan Miller, Van.	NJ 0 at Van. 2
44.	4/04/96	Jason Muzzatti, Hfd.	Hfd. 1 at NJ 0	133.	12/02/14	M.A. Fleury, Pit.	NJ 0 at Pit. 1
45.	11/14/96	Mike Fountain, Van.	Van. 3 at NJ 0	134.	12/17/14	Craig Anderson, Ott.	Ott. 2 at NJ 0
46.	12/23/96	Dominik Hasek, Buf.	Buf. 0 at NJ 0 (OT)	135.	12/20/14	Braden Holtby, Wsh.	Wsh. 4 at NJ 0
47.	1/12/97	Mike Richter, NYR	NJ 0 at NYR 3	136.	1/08/15	Niklas Svedberg, Bos.	NJ 0 at Bos. 3
48.	11/04/97	Stephane Fiset, LA	LA 3 at NJ 0	137.	3/21/15	Jaroslav Halak, NYI	NYI 3 at NJ 0
49.	11/26/97	Guy Hebert, Ana.	NJ 0 at Ana. 2	138.	11/10/15	Jake Allen, STL.	STL. 2 at NJ 0
50.	3/20/98	Ola Kolzig, Wsh.	NJ 0 at Wsh. 2	139.	12/13/15	Thomas Greiss, NYI	NJ 0 at NYI 4
51.	4/01/98	Trevor Kidd, Car.	Car. 4 at NJ 0	140.	1/04/16	Petr Mrazek, Det.	Det. 1 at NJ 0
52.	10/28/98	Fiset, Legace, LA	LA 4 at NJ 0	141.	1/14/16	Calvin Pickard, Col.	NJ 0 at Col. 3
53.	12/26/98	Dominik Hasek, Buf.	Buf. 2 at NJ 0	142.	1/26/16	M.A. Fleury, Pit.	NJ 0 at Pit. 2
54.	1/02/99	Damian Rhodes, Ott.	NJ 0 at Ott. 6	143.	2/19/16	Jaroslav Halak, NYI	NYI 1 at NJ 0
55.	3/02/00	Patrick Roy, Col.	NJ 0 at Col. 5	144.	2/26/16	Ben Bishop, TB	TB 4 at NJ 0
56.	3/21/00	Arturs Irbe, Car.	Car. 5 at NJ 0	145.	3/25/16	Braden Holtby, Wsh.	Wsh. 1 at NJ 0 (SO)
57.	4/06/00	Dominik Hasek, Buf.	Buf. 5 at NJ 0	146.	11/21/16	Martin Jones, SJ	NJ 0 at SJ 4
58.	11/11/00	Dominik Hasek, Buf.	Buf. 4 at NJ 0	147.	12/11/16	Antti Raanta, NYR	NJ 0 at NYR 5
59.	12/01/00	John Vanbiesbrouck, NYI	NYI 0 at NJ 0 (OT)	148.	1/09/17	Roberto Luongo, Fla.	Fla. 3 at NJ 0
60.	2/22/01	Dominik Hasek, Buf.	Buf. 1 at NJ 0	149.	2/16/17	Mike Condon, Ott.	Ott. 3 at NJ 0
61.	11/18/01	Patrick Roy, Col.	Col. 2 at NJ 0	150.	3/02/17	Braden Holtby, Wsh.	NJ 0 at Wsh. 1
62.	11/23/01	Nikolai Khabibulin, TB	NJ 0 at TB 2	151.	3/05/17	Sergey Bobrovsky, CBJ	CBJ 3 at NJ 0
63.	11/27/01	Johan Hedberg, Pit.	NJ 0 at Pit. 6	152.	3/07/17	Sergey Bobrovsky, CBJ	NJ 0 at CBJ 2
64.	12/22/01	Jani Hurne, Ott.	Ott. 1 at NJ 0	153.	4/01/17	Neuvirth, Stolarz, Phi.	NJ 0 at Phi. 3
65.	2/05/02	Jose Theodore, Mtl.	NJ 0 at NJ 0	154.	10/20/17	Martin Jones, SJ	SJ 3 at NJ 0
66.	2/27/02	Roman Cechmanek, Phi.	Phi. 1 at NJ 0	155.	11/16/17	Fredrik Andersen, Tor.	NJ 0 at Tor. 1 (OT)
67.	3/04/02	Patrick Roy, Col.	NJ 0 at Col. 2	156.	12/21/17	Scott Wedgewood, Arz.	NJ 0 at Ari. 5
68.	12/07/02	Ed Belfour, Tor.	NJ 0 at Tor. 1	157.	1/22/18	Petr Mrazek, Det.	Det. 3 at NJ 0
69.	12/18/02	Patrick Lalime, Ott.	Ott. 3 at NJ 0	158.	1/25/18	Pekka Rinne, Nsh.	Nsh. 3 at NJ 0
70.	11/28/03	Marty Turco, Dal.	NJ 0 at Dal. 2	159.	11/3/18	Thomas Greiss, NYI	NJ 0 at NYI 3
71.	1/13/04	Patrick Lalime, Ott.	Ott. 4 at NJ 0	160.	12/23/18	Sergei Bobrovsky, CBJ	CBJ 3 at NJ 0
72.	2/05/04	Dan Cloutier, Van.	Van. 4 at NJ 0	161.	3/2/19	Tuukka Rask, Bos.	NJ 0 at Bos. 1
73.	2/28/04	Ed Belfour, Tor.	NJ 0 at Tor. 3	162.	3/8/19	Braden Holtby, Wsh.	NJ 0 at Wsh. 3
74.	12/23/05	Michael Garnett, Atl.	Atl. 1 at NJ 0	163.	3/17/19	Phillip Grubauer, Col.	NJ 0 at Col. 3
75.	1/26/06	John Grahame, Buf.	NJ 0 at TB 1 (OT)	164.	3/29/19	Jonathan Bernier, Det.	NJ 0 at Det. 4
76.	1/27/06	Roberto Luongo, Fla.	NJ 0 at Fla. 4	165.	10/9/19	Carter Hart, Phi.	NJ 0 at Phi. 4
77.	3/19/06	Ray Emery, Ott.	Ott. 4 at NJ 0	166.	10/12/19	Tuukka Rask, Bos.	NJ 0 vs. Bos. 3
78.	11/25/06	Evgeni Nabokov, SJ	NJ 0 at SJ 2	167.	11/8/19	Mikko Koskinen, Edm.	NJ 0 at Edm. 4
79.	3/14/07	Jocelyn Thibault, Pit.	Pit. 3 at NJ 0	168.	11/30/19	Alexander Georgiev, NYR	NYR 4 at NJ 0
80.	10/11/07	Tomas Vokoun, Fla.	NJ 0 at Fla. 3	169.	12/10/19	Ben Bishop, Dal.	NJ 0 at Dal. 2
81.	10/18/07	Martin Biron, Phi.	NJ 0 at Phi. 4	170.	1/18/20	Elvis Merzlikins, CBJ	NJ 0 at CBJ 5
82.	10/25/07	Henrik Lundqvist, NYR	NJ 0 at NYR 2	171.	2/18/20	Jordan Binnington, STL.	NJ 0 at STL. 3
83.	11/05/07	Dany Sabourin, Pit.	Pit. 5 at NJ 0	172.	3/3/20	Robin Lehner, VGK	NJ 0 at VGK 3
84.	11/16/07	Rick DiPietro, NYI	NYI 1 at NJ 0	173.	3/26/21	Ilya Samsonov	NJ 0 at WSH 4
85.	12/09/07	Henrik Lundqvist, NYR	NJ 0 at NYR 1 (OT)	174.	4/13/21	Igor Shesterkin	NYR 3 at NJ 0
86.	12/18/07	Roberto Luongo, Van.	NJ 0 at Van. 5	175.	4/15/21	Igor Shesterkin	NJ 0 at NYR 4
87.	2/29/08	Cristobal Huet, Wsh.	Wsh. 4 at NJ 0	176.	5/3/21	Tuukka Rask	BOS 3 at NJ 0
88.	3/11/08	Carey Price, Mtl.	NJ 0 at Mtl. 4	177.	11/2/21	John Gibson, ANA	NJD 0 @ ANA 4
89.	3/25/08	M.A. Fleury, Pit.	Pit. 2 at NJ 0	178.	4/24/22	Alex Nedeljkovic, DET	DET 3 @ NJD 0

SEASON**STREAKS****LONGEST UNBEATEN**

13 - Accomplished four times,
most recently 10/28-
11/6/03 (10-0-3)

At Home

15 - (9-0-6) 1/8-3/15/97
12 - (10-0-2) 10/9-12/3/99
11 - (11-0-0) 2/9-3/20/09

On Road

10 - (10-0-0) 2/27-4/7/01
9 - (9-0-0) 10/8-11/12/09
8 - Accomplished four times,
most recently (5-0-3)
10/8-11/26/03

LONGEST WINNING

13 - 2/26-3/23/01,
Accomplished twice,
last: 10/25-11/21/22
11 - 3/28-4/18/06
9 - 11/17-12/7/07, 1/3-21/06

At Home

11 - 2/9-3/20/09
8 - 1/3-2/7/06, 1/3-2/4/03,
10/9-11/7/87

On Road

11 - 10/20-12/3/22
10 - 2/27-4/7/01
9 - 10/8-11/12/09

LONGEST WINLESS

18 - (0-14-4) 10/20-11/26/82
11 - (0-7-4) 12/27/90-1/22/91
(0-10-1) 1/17-2/8/86
8 - (0-6-2) 4/22-4/29/22
(0-7-1) 3/20/21-4/18/21
(franchise record)
27 - (0-21-6) 2/12-4/4/76

At Home

11 - (0-10-1) 1/26/21-3/14/21
9 - (0-9-0) 12/22/85-2/6/86
7 - (0-5-2) 10/8-11/10/10
(0-5-2) 10/26-11/29/82
(franchise record)
14 - (0-12-2) 2/4-3/31/79
(0-10-4) 2/12-3/30/76

On Road

14 - (0-13-1) 12/26/82-3/5/83
12 - (0-9-3) 11/16-12/31/95
(0-12-0) 10/19-12/1/83
(0-10-2) 10/20-11/26/82
(franchise record)
32 - (0-22-10) 11/12/77-3/15/78

LONGEST LOSING

10 - 10/14-11/4/83
9 - 4/9/21-4/24/21
8 - Accomplished four times,
most recently 12/19/85-
1/6/86
(franchise record)
14 - 12/30/75-1/29/76

At Home

10 - 1/26/21-3/13/21
9 - 12/22/85-2/6/86
6 - Accomplished six times,
most recently 4/4/21-4/18/21

On Road

12 - 10/19-12/1/83
11 - 11/15/10-1/8/11
10 - 1/23-3/5/83

LONGEST SHUTOUT STREAK

212:13 - 3/30-4/8/97
190:15 - 4/4-9/95
151:29 - 4/2-8/10

At Home

184:47 - 1/5-21/06
158:39 - 11/2-15/13
153:16 - 12/2-12/03

On Road

189:42 - 3/22-4/8/97
166:22 - 10/24-11/12/03
155:11 - 3/28-4/8/10

MOST CONSECUTIVE GAMES WITHOUT BEING SHUTOUT

110 - 1/5/99-2/29/00
106 - 2/25/87-10/15/88
91 - 1/13/89-2/9/90

LONGEST SCORELESS STREAK

178:12 - 3/22-30/11
159:18 - 12/21-27/08
154:06 - 1/24-2/1/06
(franchise record)
185:44 - 11/27-12/4/74

At Home

170:45 - 12/21/08-1/2/09
150:25 - 3/8-17/83
139:18 - 1/9-17/04

On Road

209:03 - 3/22-4/5/11
192:54 - 1/24-2/4/06
141:20 - 1/27-2/6/10
(franchise record)
230:29 - 10/23-11/2/75

POINTS**MOST POINTS**

112 - 2022-23 (52-22-8)
111 - 2000-01 (48-19-12-3)
108 - 2002-03 (46-20-10-6)

At Home

60 - 1999-00 (28-9-3-1)
1997-98 (29-10-2)
1993-94 (29-11-2)

On Road

60 - 2022-23 (28-9-4)
59 - 1998-99 (28-10-3)
57 - 2000-01 (24-8-6-3)

FEWEST POINTS

41 - 1983-84 (17-56-7)
48 - 2012-13 (19-19-10)
1982-83 (17-49-14)
45 - 2020-21 (19-30-7)
52 - 1994-95 (22-18-8)
(franchise record)
36 - 1975-76 (12-56-12)

At Home

17 - 2020-21 (7-18-3)
22 - 1983-84 (10-28-2)
28 - 2012-13 (13-9-2)
31 - 1982-83 (11-20-9)

On Road

17 - 1982-83 (6-29-5)
18 - 1994-95 (8-14-2)
19 - 1983-84 (7-28-5)
(franchise record)
9 - 1974-75 (3-34-3)

WINS**MOST WINS**

52 - 2022-23
51 - 2008-09
49 - 2006-07

At Home

29 - 1997-98, 1993-94
28 - 2008-09, 1999-00

On Road

28 - 1998-99, 2022-23
24 - 2011-12, 2006-07, 2000-01

FEWEST WINS

17 - 1983-84, 1982-83
19 - 2021-22, 2012-13
22 - 1994-95, 1984-85
(franchise record)
12 - 1975-76

At Home

10 - 1983-84
11 - 1982-83
13 - 2012-13, 1984-85
(franchise record)
7 - 2021-22

On Road

6 - 2012-13, 1982-83
7 - 1983-84
8 - 1994-95
(franchise record)
2 - 1977-78

LOSSES**FEWEST LOSSES**

18 - 1994-95
19 - 2012-13
22 - 2000-01
23 - 1997-98, 1996-97
At Home
4 - 1994-95
9 - 2012-13, 1996-97
10 - 1999-00, 1997-98, 1990-91

On Road

9 - 2022-23
10 - 2012-13, 1998-99

MOST LOSSES

56 - 1983-84
49 - 1985-86, 1982-83
(franchise record)
56 - 1983-84, 1975-76

At Home

28 - 1983-84
21 - 1985-86, 1984-85

On Road

29 - 1982-83
28 - 1986-87, 1985-86, 1983-84
(franchise record)
34 - 1977-78

TIES**MOST TIES**

15 - 1990-91
14 - 1996-97, 1982-83
(franchise record)
21 - 1977-78

At Home

9 - 1996-97, 1982-83
8 - 1998-99
(franchise record)
9 - Accomplished four times,
most recently 1996-97

On Road

10 - 1995-96, 1993-94
9 - 1997-98
(franchise record)
12 - 1977-78

FEWEST TIES

3 - 1985-86
6 - 1987-88, 1986-87

At Home

1 - 1987-88
2 - Accomplished five times,
most recently 1997-98

On Road

1 - 1985-86
2 - 1994-95
3 - 1998-99, 1992-93

GOALS**MOST GOALS SCORED**

308 - 1992-93
306 - 1993-94
300 - 1985-86

At Home

165 - 1992-93
160 - 1993-94
156 - 1985-86

On Road

155 - 1989-90
152 - 2022-23
150 - 2000-01

All regular-season records are based on 80 games through 1991-92; 84 games in 1992-93 and 1993-94; 48 games in 1994-95 and 2012-13; and 56 games in 2020-21; and 82 games in 1995-96 through 2011-12, and 2013-14 through 2015-16. 84-game schedule includes 41 games at home, 41 games on road, one neutral site "home" game and one neutral site "road" game. 2013-14 includes "home" game at Yankee Stadium, Bronx, NY.

FEWEST GOALS SCORED

112 - 2012-13
136 - 1994-95
145 - 2020-21*
174 - 2010-11
181 - 2014-15

At Home

65 - 2020-21*
66 - 2012-13
78 - 1994-95
91 - 2014-15
94 - 2010-11

On Road

46 - 2012-13
58 - 1994-95
80 - 2010-11
80 - 2020-21*
90 - 2014-15

FEWEST GOALS OPPONENT

121 - 1994-95
129 - 2012-13
164 - 2003-04
166 - 2002-03, 1997-98

At Home

50 - 1994-95
59 - 2012-13
85 - 2002-03, 1996-97

On Road

70 - 2012-13
71 - 1994-95
77 - 2003-04
80 - 1997-98

MOST GOALS OPPONENT

374 - 1985-86
368 - 1986-87
350 - 1983-84

At Home

170 - 1985-86
167 - 1983-84
164 - 1986-87

On Road

204 - 1986-87, 1985-86
188 - 1984-85
(franchise record)
214 - 1981-82

POWER PLAY

MOST POWER PLAY GOALS

98 - 1987-88
85 - 1988-89
82 - 1986-87

At Home

52 - 1987-88
46 - 1988-89
45 - 2005-06

On Road

46 - 1987-88
41 - 1986-87
39 - 1992-93, 1988-89

FEWEST POWER PLAY GOALS

22 - 1994-95
28 - 2012-13
34 - 2010-11
36 - 2002-03

At Home

15 - 1994-95
16 - 2010-11
17 - 2012-13
19 - 2014-15

On Road

7 - 1994-95
11 - 2012-13
12 - 2021-22, 2002-03
17 - 2001-02

MOST POWER PLAY CHANCES

481 - 1987-88 (98 PPGs, 20.4%)
465 - 1988-89 (85 PPGs, 18.3%)
439 - 2005-06 (78 PPGs, 17.8%)

At Home

245 - 1988-89 (46 PPGs, 18.8%)
235 - 1987-88 (52 PPGs, 22.1%)
221 - 2005-06 (45 PPGs, 20.4%)

On Road

246 - 1987-88 (46 PPGs, 18.7%)
220 - 1988-89 (39 PPGs, 17.7%)
218 - 2005-06 (33 PPGs, 15.1%)

FEWEST PP CHANCES

155 - 2020-21*
164 - 1994-95 (22 PPGs, 13.4%)
176 - 2012-13 (28 PPGs, 15.9%)
212 - 2014-15 (41 PPGs, 19.3%)
224 - 2022-23 (49 PPGs, 21.9%)
225 - 2021-22 (35 PPGs, 15.6%)
237 - 2010-11 (34 PPGs, 14.3%)

At Home

75 - 2020-21*
84 - 1994-95 (15 PPGs, 17.9%)
94 - 2012-13 (17 PPGs, 18.1%)
110 - 2014-15 (19 PPGs, 17.3%)
111 - 2021-22 (23 PPG, 20.7%)
114 - 2010-11 (16 PPGs, 14.0%)

On Road

80 - 1994-95 (7 PPGs, 8.8%)
82 - 2012-13 (11 PPGs, 13.4%)
98 - 2022-23 (20 PPGs, 20.4%)
102 - 2014-15 (22 PPGs, 21.6%)
114 - 2021-22 (12 PPG, 10.5%)
118 - 2013-14 (27 PPGs, 22.9%)

FEWEST PPGs OPPONENT

27 - 2011-12
28 - 1996-97, 1994-95
At Home
13 - 2011-12, 2002-03, 1994-95
16 - 2022-23

On Road

12 - 1996-97
14 - 2011-12
15 - 1994-95

MOST PPGs OPPONENT

115 - 1988-89
103 - 1985-86
101 - 1987-88

At Home

58 - 1988-89
52 - 1985-86
44 - 1987-88, 1986-87

On Road

57 - 1988-89, 1987-88
51 - 1986-87, 1985-86

MOST TIMES SHORTHANDED

468 - 1988-89 (115 PPGA, 75.4%)
1987-88 (101 PPGA, 78.4%)
425 - 1992-93 (79 PPGA, 81.4%)

At Home

227 - 1988-89 (58 PPGA, 74.4%)
214 - 1987-88 (44 PPGA, 79.4%)
213 - 1992-93 (40 PPGA, 81.2%)

On Road

254 - 1987-88 (57 PPGA, 77.6%)
241 - 1988-89 (57 PPGA, 76.3%)
218 - 1985-86 (51 PPGA, 76.6%)

FEWEST TIMES SHORTHANDED

149 - 1994-95 (28 PPGA, 81.2%)
169 - 2012-13 (32 PPGA, 81.1%)
212 - 2021-22 (42 PPGA, 80.2%)
230 - 2022-23 (40 PPGA, 82.6%)
235 - 1996-97 (28 PPGA, 88.1%)
239 - 2009-10 (41 PPGA, 82.8%)

At Home

77 - 1994-95 (13 PPGA, 83.1%)
81 - 2012-13 (16 PPGA, 80.2%)
99 - 2010-11 (17 PPGA, 82.8%)
112 - 1996-97 (16 PPGA, 85.7%)
117 - 2022-23 (16 PPGA, 86.3%)

On Road

72 - 1994-95 (15 PPGA, 79.2%)
88 - 2012-13 (16 PPGA, 81.8%)
113 - 2022-23 (24 PPGA, 78.8%)
114 - 2021-22 (25 PPGA, 78.1%)
123 - 2009-10 (22 PPGA, 82.1%)
1996-97 (12 PPGA, 90.2%)

MOST SHORTHANDED GOALS

18 - 1987-88
15 - 2011-12, 1991-92

At Home

12 - 1991-92
9 - 1987-88
7 - Accomplished four times,
most recently 2013-14

On Road

9 - 1987-88
8 - 2011-12
7 - 2000-01

FEWEST SHORTHANDED GOALS

2 - 2001-02
3 - 2010-11, 2005-06, 1994-95
(franchise record)
2 - 2001-02, 1975-76

At Home

1 - 2010-11, 2006-07, 2005-06

On Road

0 - 2001-02
1 - 2009-10, 2007-08, 1994-95
(franchise record)
0 - 2001-02, 1975-76

FEWEST SHG OPPONENT

3 - 1994-95
4 - 2013-14, 2008-09, 2002-03
(franchise record)
3 - 1994-95, 1979-80

At Home

1 - 1998-99
2 - Accomplished six times,
most recently 2009-10
(franchise record)
1 - 1998-99, 1978-79, 1974-75

On Road

0 - 2013-14
1 - 2002-03, 1994-95

MOST SHG OPPONENT

19 - 1992-93
15 - 1988-89
13 - 2011-12, 1990-91, 1983-84

At Home

9 - 1992-93
7 - 1989-90
6 - Accomplished five times,
most recently 2011-12
(franchise record)
9 - 1992-93, 1981-82

On Road

10 - 1992-93, 1988-89
8 - 1991-92, 1983-84

PENALTY MINUTES

MOST PENALTY MINUTES

2494 - 1988-89
2318 - 1987-88
2022 - 1990-91

At Home

1143 - 1988-89
972 - 1987-88
913 - 1990-91

On Road

1348 - 1988-89
1346 - 1987-88
1109 - 1990-91

FEWEST PENALTY MINUTES

509 - 2012-13
632 - 2022-23
656 - 2013-14
668 - 2021-22
760 - 2014-15
765 - 2010-11

At Home

266 - 2012-13
311 - 1994-95
313 - 2010-11
330 - 2013-14

On Road

243 - 2012-13
299 - 2022-23
326 - 2021-22, 2013-14
396 - 2006-07

MOST PM OPPONENT

2458 - 1988-89
2254 - 1987-88
1861 - 1986-87

At Home

1215 - 1988-89
996 - 1986-87
971 - 1987-88

On Road

1283 - 1987-88
1243 - 1988-89
974 - 1990-91

FEWEST PIM OPPONENT

551 - 2012-13
630 - 2014-15
648 - 2022-23
672 - 2013-14

At Home

304 - 2012-13
309 - 2022-23
321 - 2013-14
328 - 2014-15

On Road

247 - 2012-13
302 - 2014-15
339 - 2022-23
351 - 2013-14

SHOTS**MOST SHOTS**

2821 - 2022-23
2774 - 1992-93
2717 - 1999-00

At Home

1410 - 1992-93
1386 - 2022-23
1365 - 1999-00

On Road

1435 - 2022-23
1374 - 2008-09
1364 - 1992-93

FEWEST SHOTS

1362 - 2012-13
1443 - 1994-95
2008 - 2014-15
2055 - 1982-83

At Home

685 - 2012-13
741 - 1994-95
987 - 2014-15
1071 - 1982-83

On Road

677 - 2012-13
702 - 1994-95
977 - 1983-84
984 - 1982-83

FEWEST SHOTS OPPONENT

1110 - 2012-13
1217 - 1994-95
1900 - 2001-02
1933 - 2002-03

At Home

548 - 2012-13
624 - 1994-95
892 - 2001-02
902 - 2002-03

On Road

562 - 2012-13
593 - 1994-95
1001 - 1997-98
1008 - 2001-02

MOST SHOTS OPPONENT

2688 - 1986-87
2564 - 1982-83
2559 - 1983-84
(franchise record)
2832 - 1975-76

At Home

1310 - 1982-83
1244 - 1986-87
1233 - 1992-93
(franchise record)
1320 - 1975-76

On Road

1444 - 1986-87
1378 - 1983-84
1328 - 2014-15
(franchise record)
1512 - 1975-76

GAME**GOALS****MOST GOALS SCORED**

9 - Accomplished seven times, most recently
10/28/00 in 9-0 win @ Pit.
(franchise record)
9 - Accomplished nine times, most recently
10/28/00 in 9-0 win @ Pit.

At Home

9 - Accomplished five times, most recently 3/23/93
in 9-3 win vs. TB
(franchise record)

9 - Accomplished seven times, most recently
3/23/93 in 9-3 win vs. TB

On Road

9 - 10/28/00 in 9-0 win @ Pit.
3/10/00 in 9-0 win @ Atl.
8 - Accomplished 11 times, most recently 3/14/18
in 8-3 win @ VGK

MOST GOALS OPPONENT

13 - 11/19/83 in 13-4 loss @ Edm.
11 - 10/25/84 in 11-2 loss vs. NYR
10 - 12/4/85 in 10-7 loss @ Tor.
12/17/82 in 10-4 loss @ Edm.

At Home

11 - 10/25/84 in 11-2 loss vs. NYR
9 - 1/18/85 in 9-6 loss vs. NYR
3/17/83 in 9-5 loss vs. NYI

On Road

13 - 11/19/83 in 13-4 loss @ Edm.
10 - 12/4/85 in 10-7 loss @ Tor.
12/17/82 in 10-4 loss @ Edm.

MOST GOALS BOTH TEAMS

17 - 12/4/85 in 10-7 loss @ Tor.
11/19/83 in 13-4 loss @ Edm.
16 - 1/15/92 in 8-8 OT tie vs. Buf.
4/6/86 in 9-7 win vs. NYI

At Home

16 - 1/15/92 in 8-8 OT tie vs. Buf.
4/6/86 in 9-7 win vs. NYI
15 - 1/18/85 in 9-6 loss vs. NYR

On Road

17 - 12/4/85 in 10-7 loss @ Tor.
11/19/83 in 13-4 loss @ Edm.
15 - Accomplished four times, most recently 1/6/90
in 9-6 loss @ Wsh.

GREATEST MARGIN OF VICTORY

9 - 10/28/00 in 9-0 win @ Pit.
3/10/00 in 9-0 win @ Atl.
10/26/91 in 9-0 win vs. SJ

At Home

9 - 10/26/91 in 9-0 win vs. SJ
7 - 10/30/97 in 8-1 win vs. Van.
2/13/89 in 8-1 win vs. Tor.
2/25/23 in 7-0 win vs. PHI

On Road

9 - 10/28/00 in 9-0 win @ Pit.
3/10/00 in 9-0 win @ Atl.
7 - 10/23/90 in 8-1 win @ NYI

GREATEST MARGIN OF DEFEAT

9 - 3/31/86 in 9-0 loss @ NYR
10/25/84 in 11-2 loss vs. NYR
11/19/83 in 13-4 loss @ Edm.
(franchise record)

11 - 4/1/82 in 11-0 loss @ Cgy.

At Home

9 - 10/25/84 in 11-2 loss vs. NYR
7 - 1/25/92 in 7-0 loss vs. Det.
2/22/87 in 7-0 loss vs. NYI
3/14/83 in 7-0 loss vs. Cgy.

On Road

9 - 3/31/86 in 9-0 loss @ NYR
11/19/83 in 13-4 loss @ Edm.
7 - Accomplished seven times, most recently
10/21/06 in 8-1 loss @ Ott.
(franchise record)

11 - 4/1/82 in 11-0 loss @ Cgy.

MOST CONSECUTIVE GOALS

9 - 10/28/00 in 9-0 win @ Pit.
3/10/00 in 9-0 win @ Atl.
10/26/91 in 9-0 win vs. SJ

At Home

9 - 10/26/91 in 9-0 win vs. SJ
7 - 10/30/97 in 8-1 win vs. Van.
10/12/84 in 7-2 win vs. NYI
2/25/23 in 7-0 win vs. PHI

On Road

9 - 10/28/00 in 9-0 win @ Pit.
3/10/00 in 9-0 win @ Atl.
7 - 3/9/85 in 8-5 win @ Det.

MOST CONSECUTIVE GOALS OPPONENT

9 - 3/31/86 in 9-0 loss @ NYR
10/25/84 in 11-2 loss vs. NYR
8 - 11/23/87 in 9-2 loss @ Cgy.
11/9/86 in 8-1 loss @ Wpg.
11/21/84 in 8-1 loss @ LA
(franchise record)

11 - 4/1/82 in 11-0 loss @ Cgy.

At Home

- 9 - 10/25/84 in 11-2 loss vs. NYR
- 7 - Accomplished five times, most recently 1/25/92 in 7-0 loss vs. Det.
- (franchise record)
- 9 - 10/25/84 in 11-2 loss vs. NYR
- 11/11/81 in 9-0 loss to Mtl. @ Col.

On Road

- 9 - 3/31/86 in 9-0 loss @ NYR
- 8 - 11/23/87 in 9-2 loss @ Cgy.
- 11/9/86 in 8-1 loss @ Wpg.
- 11/21/84 in 8-1 loss @ LA
- (franchise record)
- 11 - 4/1/82 in 11-0 loss @ Cgy.

POWER PLAY**MOST POWER PLAY GOALS**

- 5 - 1/22/08 in 7-3 win @ Phi.
- 1/4/96 in 7-2 win vs. Dal.
- 10/29/86 in 8-6 win @ Pit.
- (franchise record)
- 6 - 2/19/80 in 8-6 win vs. Phi. @ Col.

At Home

- 5 - 1/14/96 in 7-2 win vs. Dal.
- 4 - Accomplished four times, most recently 2/13/89 in 8-1 win vs. Tor.
- (franchise record)
- 6 - 2/19/80 in 8-6 win vs. Phi. @ Col.

On Road

- 5 - 1/22/08 in 7-3 win @ Phi.
- 10/29/86 in 8-6 win @ Pit.
- 4 - Accomplished six times, most recently 3/1/14 in 6-1 win @ NYI

MOST POWER PLAY CHANCES

- 12 - 2/24/88 in 3-1 loss vs. Wpg. (1-12)
- 11 - 12/20/05 in 3-1 win @ NYR (0-11)
- 3/26/04 in 5-0 win @ Atl. (4-11)
- 11/8/87 in 3-3 OT tie @ Phi. (1-11)

At Home

- 12 - 2/24/88 in 3-1 loss vs. Wpg. (1-12)
- 10 - Accomplished seven times, most recently 2/9/13 in 3-1 win vs. Pit. (2-10)

On Road

- 11 - 12/20/05 in 3-1 win @ NYR
- 3/26/04 in 5-0 win @ Atl. (4-11)
- 11/8/87 in 3-3 OT tie @ Phi. (1-11)

MOST POWER PLAY GOALS OPPONENT

- 5 - 11/14/87 in 6-4 loss vs. Det.
- 10/29/86 in 8-6 win @ Pit.
- 12/14/85 in 9-3 loss @ Que.

At Home

- 5 - 11/14/87 in 6-4 loss vs. Det.
- 4 - Accomplished eight times, most recently 10/11/01 in 6-4 loss vs. NYI

On Road

- 5 - 10/29/86 in 8-6 win @ Pit.
- 12/14/85 in 9-3 loss @ Que.
- 4 - Accomplished nine times, most recently 11/26/93 in 6-6 OT tie @ StL.

MOST SHORTHANDED SITUATIONS

- 13 - 1/21/86 in 5-3 loss @ Van. (2-13)
- 12 - 3/1/89 in 4-1 loss @ Pit. (2-12)
- 11 - Accomplished four times, most recently 10/5/05 in 5-1 win vs. Pit. (1-11)

At Home

- 11 - 10/5/05 in 5-1 win vs. Pit. (1-11)
- 10 - Accomplished five times, most recently 1/15/94 in 5-3 loss vs. LA

On Road

- 13 - 1/21/86 in 5-3 loss @ Van. (2-13)
- 12 - 3/1/89 in 4-1 loss @ Pit. (2-12)
- 11 - 10/10/88 in 5-0 win @ NYR (0-11)
- 10/21/87 in 5-4 win @ Pit. (2-11)
- 10/29/86 in 8-6 win @ Pit. (5-11)

ASSISTS**MOST ASSISTS**

- 17 - 10/26/91 in 9-0 win vs. SJ
- 16 - Accomplished four times, most recently 10/28/01 in 9-0 win @ Pit.

At Home

- 17 - 10/26/91 in 9-0 win vs. SJ
- 16 - 3/10/90 in 9-3 win vs. Que.
- 4/6/86 in 9-7 win vs. NYI

On Road

- 16 - 10/28/00 in 9-0 win @ Pit.
- 3/9/85 in 8-5 win @ Det.
- 15 - 3/24/00 in 8-2 win @ NYI

MOST ASSISTS OPPONENT

- 21 - 11/19/83 in 13-4 loss @ Edm.
- 20 - 10/25/84 in 11-2 loss vs. NYR
- 17 - 12/14/85 in 9-3 loss @ Que.
- 1/18/85 in 9-6 loss vs. NYR

At Home

- 20 - 10/25/84 in 11-2 loss vs. NYR
- 17 - 1/18/85 in 9-6 loss vs. NYR
- 15 - 2/22/84 in 8-5 loss vs. Wpg.
- 3/17/83 in 9-5 loss vs. NYI

On Road

- 21 - 11/19/83 in 13-4 loss @ Edm.
- 17 - 12/14/85 in 9-3 loss @ Que.
- 16 - Accomplished seven times, most recently 10/21/06 in 8-1 loss @ Ott.

MOST ASSISTS BOTH TEAMS

- 29 - 1/15/92 in 8-8 OT tie vs. Buf. (NJ 15, Buf. 14)
- 4/6/86 in 9-7 win vs. NYI (NJ 16, NYI 13)
- 28 - 1/18/85 in 9-6 loss vs. NYR (NYR 17, NJ 11)

At Home

- 29 - 1/15/92 in 8-8 OT tie vs. Buf. (NJ 15, Buf. 14)
- 4/6/86 in 9-7 win vs. NYI (NJ 16, NYI 13)
- 28 - 1/18/85 in 9-6 loss vs. NYR (NYR 17, NJ 11)

On Road

- 27 - Accomplished four times, most recently 11/25/87 in 8-7 OT win @ Edm. (Edm. 16, NJ 11)

POINTS**MOST POINTS**

- 26 - 10/26/91 in 9-0 win vs. SJ
- 25 - 10/28/00 in 9-0 win @ Pit.
- 3/10/90 in 9-3 win vs. Que.
- 4/6/86 in 9-7 win vs. NYI

At Home

- 26 - 10/26/91 in 9-0 win vs. SJ
- 25 - 3/10/90 in 9-3 win vs. Que.
- 4/6/86 in 9-7 win vs. NYI

On Road

- 25 - 10/28/00 in 9-0 win @ Pit.
- 24 - 3/9/85 in 8-5 win @ Det.
- 23 - 3/24/00 in 8-2 win @ Atl.

MOST POINTS OPPONENT

- 34 - 11/19/83 in 13-4 loss @ Edm.
- 31 - 10/25/84 in 11-2 loss vs. NYR
- 26 - 12/14/85 in 9-3 loss @ Que.
- 1/18/85 in 9-6 loss vs. NYR
- 12/17/82 in 10-4 loss @ Edm

At Home

- 31 - 10/25/84 in 11-2 loss vs. NYR
- 26 - 1/18/85 in 9-6 loss vs. NYR
- 24 - 3/17/83 in 9-5 loss vs. NYI

On Road

- 34 - 11/19/83 in 13-4 loss @ Edm.
- 26 - 12/14/85 in 9-3 loss @ Que.
- 12/17/82 in 10-4 loss @ Edm.

MOST POINTS BOTH TEAMS

- 45 - 1/15/92 in 8-8 OT tie vs. Buf. (NJ 8-15-23, Buf. 8-14-22)
- 4/6/86 in 9-7 win vs. NYI (NJ 9-16-25, NYI 7-13-20)
- 44 - 11/19/83 in 13-4 loss @ Edm. (Edm. 13-21-34, NJ 4-6-10)

At Home

- 45 - 1/15/92 in 8-8 OT tie vs. Buf. (NJ 8-15-23, Buf. 8-14-22)
- 4/6/86 in 9-7 win vs. NYI (NJ 9-16-25, NYI 7-13-20)
- 43 - 1/18/85 in 9-6 loss vs. NYR (NYR 9-17-26, NJ 6-11-17)

On Road

- 44 - 11/19/83 in 13-4 loss @ Edm. (Edm. 13-21-34, NJ 4-6-10)
- 42 - Accomplished four times, most recently 11/25/87 in 8-7 OT win @ Edm. (NJ 8-14-22, Edm. 7-13-20)

PENALTY MINUTES**MOST PENALTY MINUTES**

- 103 - 4/1/89 in 6-4 loss @ Wsh.
 99 - 10/30/96 in 6-1 loss vs. NYR
 97 - 1/22/88 in 7-3 loss @ Buf.
 (franchise record)
 122 - 1/3/81 in 4-1 win vs. Bos. @ Col.

At Home

- 99 - 10/30/96 in 6-1 loss vs. NYR
 84 - 1/22/93 in 6-2 win vs. Mtl.
 81 - 1/14/91 in 6-1 loss vs. LA
 (franchise record)
 122 - 1/3/81 in 4-1 win vs. Bos. @ Col.

On Road

- 103 - 4/1/89 in 6-4 loss @ Wsh.
 97 - 1/22/88 in 7-3 loss @ Buf.
 92 - 10/23/89 in 5-4 win @ Tor.

MOST PENALTY MINUTES OPPONENT

- 103 - 10/8/93 in 6-3 win @ Wsh.
 93 - 1/10/88 in 7-5 win @ Phi.
 85 - 1/24/98 in 3-3 OT tie @ NYR
 10/15/88 in 8-5 loss @ Wsh.
 (franchise record)
 155 - 1/3/81 in 4-1 win vs. Bos. @ Col.

At Home

- 81 - 1/24/87 in 4-3 win vs. Phi.
 80 - 1/22/93 in 6-2 win vs. Mtl.
 78 - 11/17/88 in 5-3 loss vs. Cgy.
 (franchise record)
 155 - 1/3/81 in 4-1 win vs. Bos. @ Col.

On Road

- 103 - 10/8/93 in 6-3 win @ Wsh.
 93 - 1/10/88 in 7-5 win @ Phi.
 85 - 1/24/98 in 3-3 OT tie @ NYR
 10/15/88 in 8-5 loss @ Wsh.
 (franchise record)
 113 - 12/6/80 in 8-6 loss @ Wsh.

MOST PENALTY MINUTES BOTH TEAMS

- 192 - 10/8/93 in 6-3 win @ Wsh. (Wsh. 103, NJ 89)
 177 - 4/1/89 in 6-4 loss @ Wsh. (NJ 103, Wsh. 74)
 169 - 10/15/88 in 8-5 loss @ Wsh. (Wsh. 85, NJ 84)
 (franchise record)
 277 - 1/3/81 in 4-1 win vs. Bos. @ Col. (Bos. 155, Col. 122)

At Home

- 164 - 1/22/93 in 6-2 win vs. Mtl. (NJ 84, Mtl. 80)
 156 - 10/30/96 in 6-1 loss vs. NYR (NJ 99, NYR 57)
 145 - 1/24/87 in 4-3 win vs. Phi. (Phi. 81, NJ 64)
 (franchise record)
 277 - 1/3/81 in 4-1 win vs. Bos. @ Col. (Bos. 155, Col. 122)

On Road

- 192 - 10/8/93 in 6-3 win @ Wsh. (Wsh. 103, NJ 89)
 177 - 4/1/89 in 6-4 loss @ Wsh. (NJ 103, Wsh. 74)
 169 - 10/15/88 in 8-5 loss @ Wsh. (Wsh. 85, NJ 84)
 (franchise record)
 208 - 12/6/80 in 8-6 loss @ Wsh. (Wsh. 113, Col. 95)

SHOTS**MOST SHOTS**

- 57 - 4/12/99 in 4-2 loss vs. NYI
 54 - 10/30/96 in 6-1 loss vs. NYR
 1/27/96 in 4-4 OT tie @ Hfd.
 12/29/90 in 4-4 OT tie vs. Buf.

At Home

- 57 - 4/12/99 in 4-2 loss vs. NYI
 54 - 10/30/96 in 6-1 loss vs. NYR
 12/29/90 in 4-4 OT tie vs. Buf.

On Road

- 54 - 1/27/96 in 4-4 OT tie @ Hfd.
 52 - 3/3/09 in 3-2 OT loss @ Tor.
 11/3/93 in 3-2 loss @ LA
 10/23/90 in 8-1 win @ NYI

MOST SHOTS OPPONENT

- 57 - 3/10/84 in 6-5 OT loss @ StL.
 51 - 1/12/10 in 1-0 SO win @ NYR
 50 - 11/23/86 in 5-3 loss @ Chi.
 (franchise record)
 59 - 3/30/75 in 8-2 loss @ NYR

At Home

- 48 - 3/28/09 in 2-1 loss vs. Car.
 10/29/08 in 6-5 SO loss vs. Tor.
 2/24/90 in 3-2 win vs. Chi.
 (franchise record)
 53 - 10/24/81 in 3-1 loss vs. Edm. @ Col.

On Road

- 57 - 3/10/84 in 6-5 OT loss @ StL.
 51 - 1/12/10 in 1-0 SO win @ NYR
 50 - 11/23/86 in 5-3 loss @ Chi.
 (franchise record)
 59 - 3/30/75 in 8-2 loss @ NYR

MOST SHOTS BOTH TEAMS

- 96 - 1/12/10 in 1-0 SO win @ NYR (NYR 51, NJ 45)
 92 - 1/22/86 in 6-6 OT tie @ Cgy. (NJ 46, Cgy. 46)
 86 - 11/23/86 in 5-3 loss @ Chi. (Chi. 50, NJ 36)

At Home

- 84 - 3/6/84 in 6-5 win vs. Pit. (Pit. 45, NJ 39)
 83 - 2/18/87 in 6-3 loss vs. Hfd. (Hfd. 42, NJ 41)
 82 - 1/15/92 in 8-8 OT tie vs. Buf. (NJ 46, Buf. 36)

On Road

- 96 - 1/12/10 in 1-0 SO win @ NYR (NYR 51, NJ 45)
 92 - 1/22/86 in 6-6 OT tie @ Cgy. (NJ 46, Cgy. 46)
 86 - 11/23/86 in 5-3 loss @ Chi. (Chi. 50, NJ 36)

FEWEST SHOTS

- 11 - 12/6/13 in 3-1 loss vs. Det.
 10/27/01 in 3-1 win vs. Buf.
 12 - 12/23/13 in 5-2 loss @ Chi.
 10/22/82 in 3-1 loss @ Wpg.
 (franchise record)
 8 - 3/21/76 in 3-1 loss @ Buf.

At Home

- 11 - 12/6/13 in 3-1 loss vs. Det.
 10/27/01 in 3-1 win vs. Buf.
 13 - 1/24/08 in 4-3 loss vs. Mtl.
 1/5/98 in 4-3 OT loss vs. Dal.
 10/12/82 in 2-2 tie vs. Bos.

On Road

- 12 - 12/23/13 in 5-2 loss @ Chi.
 10/22/82 in 3-1 loss @ Wpg.
 13 - 12/31/14 in 3-1 loss @ Det.
 2/27/12 in 2-0 loss @ NYR
 10/22/83 in 8-3 loss @ LA
 (franchise record)
 8 - 3/21/76 in 3-1 loss @ Buf.

FEWEST SHOTS OPPONENT

- 8 - 12/18/96 in 2-1 win @ Van.
 9 - 12/4/03 in 3-0 win vs. Wsh.
 11 - Accomplished four times, most recently 4/12/13 in 2-0 loss vs. Ott.

At Home

- 9 - 12/4/03 in 3-0 win vs. Wsh.
 11 - Accomplished four times, most recently 4/12/13 in 2-0 loss vs. Ott.

On Road

- 8 - 12/18/96 in 2-1 win @ Van.
 13 - Accomplished four times, most recently 4/15/13 in 2-0 loss @ Tor.

FEWEST SHOTS BOTH TEAMS

- 28 - 2/27/12 in 2-0 loss @ NYR (NYR 15, NJ 13)
 32 - 12/6/13 in 3-1 loss vs. Det. (Det. 21, NJ 11)
 10/27/01 in 3-1 win vs. Buf. (Buf. 21, NJ 11)

At Home

- 32 - 12/6/13 in 3-1 loss vs. Det. (Det. 21, NJ 11)
 10/27/01 in 3-1 win vs. Buf. (Buf. 21, NJ 11)
 34 - 2/5/02 in 1-0 loss vs. Mtl. (NJ 19, Mtl. 15)
 3/21/01 in 4-0 win vs. NYR (NJ 23, NYR 11)

On Road

- 28 - 2/27/12 in 2-0 loss @ NYR (NYR 15, NJ 13)
 34 - 1/3/97 in 1-0 win @ Ott. (Ott. 19, NJ 15)
 36 - 11/12/11 in 3-2 SO win @ Wsh. (NJ 19, Wsh. 17)
 3/25/04 in 2-1 loss @ TB (Hfd. 19, TB 17)
 12/19/91 in 4-1 win @ Hfd. (Hfd. 19, NJ 17)

PERIOD

GOALS

MOST GOALS SCORED

- 6 - Accomplished five times, most recently 4/6/96 in 2nd per. of 6-3 win @ Hfd. (franchise record)
- 6 - Accomplished six times, most recently 4/6/96 in 2nd per. of 6-3 win @ Hfd.

At Home

- 6 - 3/7/93 in 3rd per. of 7-3 win vs. Phi.
3/10/90 in 2nd per. of 9-3 win vs. Que.
- 5 - Accomplished 14 times, most recently 1/9/11 in 3rd per. of 6-3 win vs. TB (franchise record)
- 6 - 3/7/93 in 3rd per. of 7-3 win vs. Phi.
3/10/90 in 2nd per. of 9-3 win vs. Que.
2/12/82 in 3rd per. of 9-2 win vs. Que. @ Col.

On Road

- 6 - 4/6/96 in 2nd per. of 6-3 win @ Hfd.
10/23/90 in 2nd per. of 8-1 win @ NYI
1/7/84 in 3rd per. of 7-4 win @ Pit.

MOST GOALS OPPONENT

- 6 - 12/9/89 in 1st per. of 7-3 loss @ Hfd.
11/23/87 in 2nd per. of 9-2 loss @ Cgy.
3/31/22 in 2nd per. of 8-1 loss @ BOS
- 5 - Accomplished 25 times, most recently 3/22/08 in 3rd per. of 7-1 loss @ Pit. (franchise record)
- 7 - 2/18/78 in 3rd per. of 9-4 loss @ Mtl.

At Home

- 5 - Accomplished seven times, most recently 10/12/06 in 2nd per. of 7-6 SO win vs. Tor. (franchise record)
- 5 - Accomplished 12 times, most recently 10/12/06 in 2nd per. of 7-6 SO win vs. Tor.

On Road

- 6 - 12/9/89 in 1st per. of 7-3 loss @ Hfd.
11/23/87 in 2nd per. of 9-2 loss @ Cgy.
- 5 - Accomplished 18 times, most recently 3/22/08 in 3rd per. of 7-1 loss @ Pit. (franchise record)
- 7 - 2/18/78 in 3rd per. of 9-4 loss @ Mtl.

MOST GOALS BOTH TEAMS

- 8 - Accomplished six times, most recently 4/6/96 in 2nd per. of 6-3 win @ Hfd. (NJ 6, Hfd. 2) (franchise record)
- 9 - 11/28/76 in 2nd per. of 6-6 tie vs. LA @ Col. (LA 5, Col. 4)

At Home

- 8 - 3/7/93 in 3rd per. of 7-3 win vs. Phi. (NJ 6, Phi. 2)
- 7 - Accomplished 13 times, most recently 10/12/06 in 2nd per. of 7-6 SO win vs. Tor. (Tor. 5, NJ 2) (franchise record)
- 9 - 11/28/76 in 2nd per. of 6-6 tie vs. LA @ Col. (LA 5, Col. 4)

On Road

- 8 - Accomplished five times, most recently 4/6/96 in 2nd per. of 6-3 win @ Hfd. (NJ 6, Hfd. 2) (franchise record)
- 8 - Accomplished nine times, most recently 4/6/96 in 2nd per. of 6-3 win @ Hfd. (NJ 6, Hfd. 2)

FASTEST GOALS

FASTEST GOAL START OF GAME

- 0:08 - Alexander Semak, 3/9/93, in 7-2 loss @ Van. Kirk Muller, 12/13/88, in 4-3 win vs. StL.
- 0:09 - Dainius Zubrus, 10/28/14, in 8-3 loss @ Pit. Greg Adams, 12/21/85, in 7-6 loss @ Hfd. (franchise record)
- 0:08 - Alexander Semak, 3/9/93, in 7-2 loss @ Van. Kirk Muller, 12/13/88, in 4-3 win vs. StL. Chuck Amason, 1/28/77, in 3-3 tie @ Atl.

At Home

- 0:08 - Kirk Muller, 12/13/88, in 4-3 win vs. StL.
- 0:10 - Jamie Langenbrunner, 11/2/02 in 5-1 win vs. Chi.
- 0:12 - Travis Zajac, 3/31/14, in 6-3 win vs. Fla.

On Road

- 0:08 - Alexander Semak, 3/9/93, in 7-2 loss @ Van.
- 0:09 - Dainius Zubrus, 10/28/14, in 8-3 loss @ Pit. Greg Adams, 12/21/85, in 7-6 loss @ Hfd. (franchise record)
- 0:08 - Alexander Semak, 3/9/93, in 7-2 loss @ Van. Chuck Amason, 1/28/77, in 3-3 tie @ Atl.

FASTEST GOAL AGAINST START OF GAME

- 0:08 - Andrew Ladd, 2/28/13, in 3-1 loss @ Wpg.
- 0:10 - Yvon Corriveau, 1/24/90, in 3-2 win vs. Wsh.
- 0:11 - Brian Gionta, 12/2/10, in 5-1 loss vs. Mtl. Saku Koivu, 1/5/06, in 5-4 win vs. Mtl. Ryan Johansen, 12/1/22, in 4-3 OTL vs. NSH. Walt McKechnie, 9/28/77, in 8-1 win vs. WSH

At Home

- 0:10 - Yvon Corriveau, 1/24/90, in 3-2 win vs. Wsh.
- 0:11 - Brian Gionta, 12/2/10, in 5-1 loss vs. Mtl. Saku Koivu, 1/5/06, in 5-4 win vs. Mtl.

On Road

- 0:08 - Andrew Ladd, 2/28/13, in 3-1 loss @ Wpg.
- 0:15 - Michel Goulet, 4/4/87, in 8-4 loss @ Que.
- 0:16 - Murray Craven, 3/12/88, in 6-5 win @ Phi.

FASTEST GOAL START OF PERIOD

- 0:08 - Alexander Semak, 3/9/93, in 1st per. of 7-2 loss @ Van.
Kirk Muller, 12/13/88, in 1st per. of 4-3 win vs. StL.
- 0:09 - Accomplished four times, most recently Dainius Zubrus, 10/28/14, in 1st per. of 8-3 loss @ Pit. (franchise record)
- 0:07 - Veli-Pekka Ketola, 2/17/82, in 3rd per. of 3-3 tie @ Mtl.
Jesper Bratt, 2/14/23, in 2nd per. of 3-2 win @ CBJ

At Home

- 0:08 - Kirk Muller, 12/13/88, in 1st per. of 4-3 win vs. StL.
- 0:09 - Jason Arnott, 2/3/00, in 2nd per. of 4-1 win vs. Nsh.
- 0:10 - Jay Pandolfo, 1/30/03, in 3rd per. of 5-1 win vs. Phi.
Jamie Langenbrunner, 11/2/02, in 1st per. of 5-1 win vs. Chi.
Zdeno Ciger, 3/19/91, in 3rd per. of 5-4 win vs. Pit.

On Road

- 0:08 - Alexander Semak, 3/9/93, in 1st per. of 7-2 loss @ Van.
- 0:09 - Dainius Zubrus, 10/28/14, in 1st per. of 8-3 loss @ Pit.
Greg Adams, 12/21/85, in 1st per. of 7-6 loss @ Hfd.
Rich Preston, 12/11/84, in 3rd per. of 7-5 win @ NYI (franchise record)
- 0:07 - Veli-Pekka Ketola, 2/17/82, in 3rd per. of 3-3 tie @ Mtl.

FASTEST GOAL AGAINST START OF PERIOD

- 0:06 - Brad Marchand, 11/15/11, in 3rd per. of 4-3 loss @ Bos.
- 0:07 - Al Iafate, 3/22/86, in 3rd per. of 6-3 win @ Tor.
- 0:08 - Andrew Ladd, 2/28/13, in 1st per. of 3-1 loss @ Wpg.
Tom Wilson, 11/30/18, in 2nd period of 6-3 loss @ WSH
Mikko Rantanen, 1/4/20, in 3rd period of 5-2 loss vs. COL

At Home

- 0:10 - Yvon Corriveau, 1/24/90, in 1st per. of 3-2 win vs. Wsh.
- 0:11 - Accomplished four times, most recently Brian Gionta, 12/2/10, in 1st per. of 5-1 loss vs. Mtl. (franchise record)
- 0:09 - Dean Talafous, 12/12/80, in 3rd per. of 4-3 loss vs. NYR @ Col.

On Road

- 0:06 - Brad Marchand, 11/15/11, in 3rd per. of 4-3 loss @ Bos.
- 0:07 - Al Iafate, 3/22/86, in 3rd per. of 6-3 win @ Tor.
- 0:08 - Andrew Ladd, 2/28/13, in 1st per. of 3-1 loss @ Wpg.

FASTEST 2 GOALS - DEVILS PLAYER

- 0:26 - Jeff Friesen, 1/13/03, @ 13:55 & 14:21 in 6-2 win vs. Fla.

FASTEST 3 GOALS - DEVILS PLAYER

- 8:22 - Stephane Richer, 3/29/93, @ 10:15, 13:48 & 18:37 of 2nd per. in 5-0 win vs. SJ

FASTEST 2 GOALS - DEVILS TEAM

- 0:08 - John Madden & Patrik Elias, 4/6/01, @ 16:31 & 16:39 of 1st per. of 5-2 win vs. Bos.

FASTEST 3 GOALS - DEVILS TEAM

0:42 - Kevin Todd, Peter Stastny & Doug Brown,
11/23/91, @ 4:38, 5:01 & 5:20 of 2nd per. of 5-5
OT tie @ Phi.
Tim Higgins, Uli Hiemer & Phil Russell, 2/16/85, @
9:22, 9:43 & 10:04 of 2nd per. of 4-3 win @ Tor.

FASTEST 2 GOALS - OPPOSING PLAYER

0:05 - Doug Sulliman & Eddie Johnstone, 1/14/80, @
7:52 & 7:57 of 1st period of 6-6 tie @ NYR
0:07 - Vincent Trocheck & Kaapo Kakko, 12/12/22, @
13:58 & 14:05 of 2nd period of 4-3 OTL @ NYR
0:08 - Justin Williams & Micheal Ferland, 11/18/18, @
0:22 & 0:30 of 1st period of 2-1 loss @ CAR
Willy Lindstrom & Troy Loney, 3/19/86, @ 8:59 &
9:07 of 1st per. of 7-3 loss vs. Pit.

FASTEST 3 GOALS - OPPOSING PLAYER

0:28 - Doug Sulliman, Eddie Johnstone & Warren
Miller, 1/14/80, @ 7:52, 7:57 & 8:20 of 1st period
of 6-6 tie @ NYR
0:51 - Denis Savard, Denis Savard & Darryl
Sutter, 11/6/83, @ 13:08, 13:33 & 13:59 of 2nd
per. Of 6-3 win vs. Chi.
0:53 - Garry Unger, Mark Messier & Paul Coffey,
12/16/81, @ 2:46, 3:25 & 3:39 of 1st period of
7-4 loss vs. EDM
0:55 - David Jensen, Greg Adams & Mike Gartner,
12/19/86, @ 0:26, 0:53 & 1:21 of 1st period of
6-4 win vs. WSH

FASTEST 2 GOALS - OPPOSING TEAM

0:08 - Willy Lindstrom & Troy Loney, 3/19/86, @ 8:59 &
9:07 of 1st per. of 7-3 loss vs. Pit.

FASTEST 3 GOALS - OPPOSING TEAM

0:51 - Denis Savard, Denis Savard & Darryl Sutter,
11/6/83, @ 13:08, 13:33 & 13:59 of 2nd per. of
6-3 win vs. Chi.

FASTEST 2 GOALS - BOTH TEAMS

0:06 - Troy Mallette (NJD) & Pat LaFontaine (BUF),
12/6/92, @ 3:02 & 3:08 of 2nd period of 7-3 win
@ BUF
0:07 - Boone Jenner (CBJ) & Adam Henrique (NJD),
3/19/17, @ 10:23 & 10:30 of 1st period of 4-1
loss vs. CBJ
Randy McKay (NJ) & Peter Zeehl (Tor), 2/25/92,
@ 9:06 & 9:13 of 3rd per. of 5-5 OT tie @ Tor.

FASTEST 3 GOALS - BOTH TEAMS

0:25 - Patrik Sundstrom (NJ), John Tonelli (LA) & Keith
Crowder (LA), 12/15/89, @ 2:15, 2:23 & 2:40 of
2nd per. of 7-5 win vs. LA
0:30 - Jason Blake (NYI), Sergei Brylin (NJD) & Alexei
Yashin (NYI), 2/16/03, @13:55, 14:12 & 14:25 of
3rd period of 5-4 loss @ NYI

ASSISTS

MOST ASSISTS

11 - 1/7/84 in 3rd per. of 7-4 win @ Pit.
10 - Accomplished six times, most recently 11/1/08
in 2nd per. of 6-1 win vs. Atl.

At Home

10 - Accomplished five times, most recently 11/1/08
in 2nd per. of 6-1 win vs. Atl.
(franchise record)

10 - Accomplished seven times, most recently
3/11/97 in 1st per. of 6-1 win vs. Edm.

On Road

11 - 1/7/84 in 3rd per. of 7-4 win @ Pit.
10 - 4/6/96 in 2nd per. of 6-3 win @ Hfd.
9 - 11/26/93 in 2nd per. of 6-6 OT tie @ StL.
11/5/93 in 1st per. of 6-3 win @ Ana.
10/23/90 in 2nd per. of 8-1 win @ NYI

MOST ASSISTS OPPONENT

12 - 12/9/89 in 1st per. of 7-3 loss @ Hfd.
10 - 10/21/06 in 2nd per. of 8-1 loss @ Ott.
11/21/84 in 1st per. of 8-1 loss @ LA
11/13/82 in 2nd per. of 7-2 loss @ Que.

At Home

9 - 4/6/86 in 2nd per. of 9-7 win vs. NYI
8 - Accomplished 13 times, most recently 1/26/14
in 2nd per. of 7-3 loss vs. NYR
(franchise record)

9 - 4/6/86 in 2nd per. of 9-7 win vs. NYI
12/16/80 in 1st per. of 7-4 loss vs. Edm. @ Col.
11/23/78 in 3rd per. of 7-2 loss vs. Van. @ Col.

On Road

12 - 12/9/89 in 1st per. of 7-3 loss @ Hfd.
10 - 10/21/06 in 2nd per. of 8-1 loss @ Ott.
11/21/84 in 1st per. of 8-1 loss @ LA
11/13/82 in 2nd per. of 7-2 loss @ Que.

MOST ASSISTS BOTH TEAMS

16 - 12/9/89 in 1st per. of 7-3 loss @ Hfd. (Hfd. 12,
NJ 4)
15 - 12/26/93 in 2nd per. of 8-3 loss @ NYR (NYR 9,
NJ 6)
14 - Accomplished six times, most recently 4/6/96 in
2nd per. of 6-3 win @ Hfd. (NJ 10, Hfd. 4)
(franchise record)
16 - 12/9/89 in 1st per. of 7-3 loss @ Hfd. (Hfd. 12,
NJ 4)
2/19/80 in 2nd per. of 8-6 win vs. Phi. @ Col.
(Col. 8, Phi. 8)

At Home

14 - 3/7/93 in 3rd per. of 7-3 win vs. Phi. (NJ 10, Phi.
4)
13 - 1/15/92 in 2nd per. of 8-8 OT tie vs. Buf. (NJ 8,
Buf. 5)
11/2/85 in 3rd per. of 6-5 OT win vs. NYR (NJ
9, NYR 4)
(franchise record)
16 - 2/19/80 in 2nd per. of 8-6 win vs. Phi. @ Col.
(Col. 8, Phi. 8)

On Road

16 - 12/9/89 in 1st per. of 7-3 loss @ Hfd. (Hfd. 12,
NJ 4)
15 - 12/26/93 in 2nd per. of 8-3 loss @ NYR (NYR 9,
NJ 6)
14 - Accomplished five times, most recently 4/6/96
in 2nd per. of 6-3 win @ Hfd. (NJ 10, Hfd. 4)

POINTS

MOST POINTS

18 - 10/23/90 in 2nd per. of 8-1 win @ NYI (6g-12a)
17 - 3/10/90 in 2nd per. of 9-3 win vs. Que. (6g-11a)
1/7/84 in 3rd per. of 7-4 win @ Pit. (6g-11a)

At Home

17 - 3/10/90 in 2nd per. of 9-3 win vs. Que. (6g-11a)
16 - 3/7/93 in 3rd per. of 7-3 win vs. Phi. (6g-10a)
15 - Accomplished four times, most recently 11/1/08
in 2nd per. of 6-1 win vs. Atl. (5g-10a)

On Road

18 - 10/23/90 in 2nd per. of 8-1 win @ NYI (7g-11a)
17 - 1/7/84 in 3rd per. of 7-4 win @ Pit. (6g-11a)
16 - 4/6/96 in 2nd per. of 6-3 win @ Hfd. (6g-10a)

MOST POINTS OPPONENT

18 - 12/9/89 in 1st per. of 7-3 loss @ Hfd. (6g-12a)
15 - Accomplished four times, most recently
10/21/06 in 2nd per. of 8-1 loss @ Ott. (5g-10a)
(franchise record)
18 - 12/9/89 in 1st per. of 7-3 loss @ Hfd. (6g-12a)
2/18/78 in 3rd per. of 9-4 loss @ Mtl. (7g-11a)

At Home

14 - 4/6/86 in 2nd per. of 9-7 win vs. NYI (5g-9a)
13 - 1/11/86 in 2nd per. of 8-4 loss vs. Phi. (5g-8a)
10/25/84 in 2nd per. of 11-2 loss vs. NYR
(5g-8a)
(franchise record)
14 - 4/6/86 in 2nd per. of 9-7 win vs. NYI (5g-9a)
12/16/81 in 1st per. of 7-4 loss vs. Edm. @ Col.
(5g-9a)

On Road

18 - 12/9/89 in 1st per. of 7-3 loss @ Hfd. (6g-12a)
15 - Accomplished four times, most recently
10/21/06 in 2nd per. of 8-1 loss @ Ott. (5g-10a)
(franchise record)
18 - 12/9/89 in 1st per. of 7-3 loss @ Hfd. (6g-12a)
2/18/78 in 3rd per. of 9-4 loss @ Mtl. (7g-11a)

MOST POINTS BOTH TEAMS

24 - 12/9/89 in 1st per. of 7-3 loss @ Hfd. (Hfd. 6-12-
18, NJ 2-4-6)
23 - 12/26/93 in 1st per. of 8-3 loss @ NYR
(NYR 5-9-14, NJ 3-6-9)
22 - Accomplished four times, most recently 4/6/96
in 2nd per. of 6-3 win @ Hfd. (NJ 6-10-16, Hfd.
2-4-6)
(franchise record)
24 - 12/9/89 in 1st per. of 7-3 loss @ Hfd. (Hfd. 6-12-
18, NJ 2-4-6)
2/19/80 in 2nd per. of 8-6 win vs. Phi. @ Col.
(Col. 4-8-12, Phi. 4-8-12)

At Home

- 22 - 3/7/93 in 3rd per. of 7-3 win vs. Phi. (NJ 6-10-16, Phi. 2-4-6)
- 20 - 1/15/92 in 2nd per. of 8-8 OT tie vs. Buf. (NJ 4-8-12, Buf. 3-5-8)
- 11/2/85 in 3rd per. of 6-5 OT win vs. NYR (NJ 5-9-14, NYR 2-4-6)
- (franchise record)
- 24 - 2/19/80 in 2nd per. of 8-6 win vs. Phi. @ Col. (Col. 4-8-12, Phi. 4-8-12)

On Road

- 24 - 12/9/89 in 1st per. of 7-3 loss @ Hfd. (Hfd. 6-12-18, NJ 2-4-6)
- 23 - 12/26/93 in 1st per. of 8-3 loss @ NYR (NYR 5-9-14, NJ 3-6-9)
- 22 - 4/6/96 in 2nd per. of 6-3 win @ Hfd. (NJ 6-10-16, Hfd. 2-4-6)
- 11/26/93 in 2nd per. of 6-6 OT tie @ StL. (NJ 5-9-14, StL. 3-5-8)
- 2/9/93 in 1st per. of 8-5 loss @ Det. (Det. 5-9-14, NJ 3-5-8)

PENALTY MINUTES

MOST PENALTY MINUTES

- 81 - 10/8/93 in 3rd per. of 6-3 win @ Wsh.
- 72 - 1/22/88 in 3rd per. of 7-3 loss @ Buf.
- 62 - 1/4/88 in 2nd per. of 6-3 loss vs. LA
- (franchise record)
- 96 - 1/3/81 in 3rd per. of 4-1 win vs. Bos. @ Col.

At Home

- 62 - 1/4/88 in 2nd per. of 6-3 loss vs. LA
- 60 - 1/14/91 in 2nd per. of 6-1 loss vs. LA
- 1/24/87 in 3rd per. of 4-3 win vs. Phi.
- (franchise record)

On Road

- 96 - 1/3/81 in 3rd per. of 4-1 win vs. Bos. @ Col.
- 81 - 10/8/93 in 3rd per. of 6-3 win @ Wsh.
- 72 - 1/22/88 in 3rd per. of 7-3 loss @ Buf.
- 60 - 10/23/89 in 2nd per. of 5-4 win @ Tor.
- (franchise record)
- 93 - 12/6/80 in 3rd per. of 8-6 loss @ Wsh.

MOST PENALTY MINUTES OPPONENT

- 78 - 10/8/93 in 3rd per. of 6-3 win @ Wsh.
- 70 - 1/24/87 in 3rd per. of 4-3 win vs. Phi.
- 62 - 1/4/88 in 2nd per. of 6-3 loss vs. LA
- (franchise record)
- 112 - 1/3/81 in 3rd per. of 4-1 win vs. Bos. @ Col.

At Home

- 70 - 1/24/87 in 3rd per. of 4-3 win vs. Phi.
- 62 - 1/4/88 in 2nd per. of 6-3 loss vs. LA
- 59 - 1/4/94 in 3rd per. of 6-3 win vs. NYI
- (franchise record)

On Road

- 112 - 1/3/81 in 3rd per. of 4-1 win vs. Bos. @ Col.
- 78 - 10/8/93 in 3rd per. of 6-3 win @ Wsh.
- 60 - 10/23/89 in 2nd per. of 5-4 win @ Tor.
- 55 - 10/15/88 in 1st per. of 8-5 loss @ Wsh.
- (franchise record)
- 101 - 12/6/80 in 3rd per. of 8-6 loss @ Wsh.

MOST PENALTY MINUTES BOTH TEAMS

- 159 - 10/8/93 in 3rd per. of 6-3 win @ Wsh. (NJ 81, Wsh. 78)
- 130 - 1/24/87 in 3rd per. of 4-3 win vs. Phi. (Phi. 70, NJ 60)
- 124 - 1/4/88 in 2nd per. of 6-3 loss vs. LA (NJ 62, LA 62)
- (franchise record)
- 208 - 1/3/81 in 3rd per. of 4-1 win vs. Bos. @ Col. (Bos. 112, Col. 96)

At Home

- 130 - 1/24/87 in 3rd per. of 4-3 win vs. Phi. (Phi. 70, NJ 60)
- 124 - 1/4/88 in 2nd per. of 6-3 loss vs. LA (NJ 62, LA 62)
- 108 - 11/11/98 in 3rd per. of 3-0 win vs. Mtl. (NJ 59, Mtl. 49)
- (franchise record)
- 208 - 1/3/81 in 3rd per. of 4-1 win vs. Bos. @ Col. (Bos. 112, Col. 96)

On Road

- 159 - 10/8/93 in 3rd per. of 6-3 win @ Wsh. (NJ 81, Wsh. 78)
- 120 - 10/23/89 in 2nd per. of 5-4 win @ Tor. (NJ 60, Tor. 60)
- 112 - 1/22/88 in 3rd per. of 7-3 loss @ Buf. (NJ 72, Buf. 40)
- (franchise record)
- 194 - 12/6/80 in 3rd per. of 8-6 loss @ Wsh. (Wsh. 101, Col. 93)

SHOTS

MOST SHOTS

- 27 - 10/28/95 in 2nd per. of 5-3 loss vs. Pit.
- 25 - 3/23/04 in 3rd per. of 4-3 OT win @ Fla.
- 3/29/93 in 2nd per. of 5-0 win vs. SJ

At Home

- 27 - 10/28/95 in 2nd per. of 5-3 loss vs. Pit.
- 25 - 3/29/93 in 2nd per. of 5-0 win vs. SJ
- 23 - 12/6/97 in 1st per. of 4-2 win vs. TB
- 1/2/90 in 1st per. of 5-3 win vs. Buf.
- 2/7/87 in 2nd per. of 3-2 win vs. Phi.

On Road

- 25 - 3/23/04 in 3rd per. of 4-3 OT win @ Fla.
- 24 - 12/19/09 in 1st per. of 5-4 win @ Atl.
- 23 - 1/21/99 in 1st per. of 3-2 win @ LA
- 10/29/96 in 3rd per. of 5-2 loss @ Bos.
- 11/21/95 in 3rd per. of 4-3 loss @ Fla.
- (franchise record)
- 25 - 3/23/04 in 3rd per. of 4-3 OT win @ Fla.
- 12/18/76 in 3rd per. of 4-2 loss @ Tor.

MOST SHOTS OPPONENT

- 26 - 1/22/86 in 1st per. of 6-6 OT tie @ Cgy.
- 25 - 10/8/09 in 2nd per. of 4-3 SO win @ TB
- 24 - 2/4/12 in 3rd per. of 6-4 win @ Phi.
- 12/1/92 in 2nd per. of 8-3 win vs. Tor.
- 11/6/83 in 2nd per. of 6-3 win vs. Chi.

At Home

- 24 - 12/1/92 in 2nd per. of 8-3 win vs. Tor.
- 11/6/83 in 2nd per. of 6-3 win vs. Chi.
- 23 - 2/24/90 in 2nd per. of 3-2 win vs. Chi.
- 2/18/87 in 2nd per. of 6-3 loss vs. Hfd.

On Road

- 26 - 1/22/86 in 1st per. of 6-6 OT tie @ Cgy.
- 25 - 10/8/09 in 2nd per. of 4-3 SO win @ TB
- 24 - 2/4/12 in 3rd per. of 6-4 win @ Phi.

MOST SHOTS BOTH TEAMS

- 38 - 1/20/93 in 2nd per. of 3-2 loss @ Mtl. (Mtl. 20, NJ 18)
- 37 - 3/6/84 in 3rd per. of 6-5 win vs. Pit. (Pit. 22, NJ 15)
- 36 - Accomplished four times, most recently 10/28/95 in 2nd per. of 5-3 loss vs. Pit. (NJ 27, Pit. 9)

At Home

- 37 - 3/6/84 in 3rd per. of 6-5 win vs. Pit. (Pit. 22, NJ 15)
- 36 - 10/28/95 in 2nd per. of 5-3 loss vs. Pit. (NJ 27, Pit. 9)
- 1/2/90 in 1st per. of 5-3 win vs. Buf. (NJ 23, Buf. 13)

On Road

- 38 - 1/20/93 in 2nd per. of 3-2 loss @ Mtl. (Mtl. 20, NJ 18)
- 36 - 2/9/93 in 1st per. of 8-5 loss @ Det. (Det. 21, NJ 15)
- 1/22/86 in 1st per. of 6-6 OT tie @ Cgy. (Cgy. 26, NJ 10)

FEWEST SHOTS

- 0 - 1/7/83 in 3rd per. of 2-2 tie vs. Bos.
- 1 - Accomplished 18 times, most recently 1/31/15 in 2nd per. of 3-1 win vs. Fla.
- (franchise record)
- 0 - 1/7/83 in 3rd per. of 2-2 tie vs. Bos.
- 3/21/76 in 3rd per. of 3-1 loss @ Buf.

At Home

- 0 - 1/7/83 in 3rd per. of 2-2 tie vs. Bos.
- 1 - Accomplished eight times, most recently 1/31/15 in 2nd per. of 3-1 win vs. Fla.

On Road

- 1 - Accomplished ten times, most recently 1/16/15 in 2nd per. of 5-1 loss @ Ana.
- (franchise record)
- 0 - 3/21/76 in 3rd per. of 3-1 loss @ Buf.

FEWEST SHOTS OPPONENT

- 0 - 10/29/02 in 3rd per. of 2-1 loss vs. Car.
- 10/10/98 in 1st per. of 2-1 loss @ Chi.
- 1/16/17 in 3rd per. in 4-2 loss vs TOR
- 1 - Accomplished 27 times, most recently 4/5/22 in 2nd per. of 3-1 loss vs NYR

At Home

- 0 - 10/29/02 in 3rd per. of 2-1 loss vs. Car.
- 1 - Accomplished 15 times, most recently 4/10/11 in 2nd per. of 3-2 win vs. Bos.

On Road

- 0 - 10/10/98 in 1st per. of 2-1 loss @ Chi.
- 1 - Accomplished nine times, most recently 12/13/11 in 3rd per. of 3-2 SO win @ Fla.

CAREER

MOST SEASONS

- 20 - Martin Brodeur
- 18 - Ken Daneyko
- 17 - Patrik Elias

MOST GAMES PLAYED

- 1283 - Ken Daneyko
- 1259 - Martin Brodeur
- 1240 - Patrik Elias

MOST GOALS

- 408 - Patrik Elias
- 347 - John MacLean
- 202 - Bobby Holik

By Defenseman

- 112 - Scott Niedermayer
- 93 - Scott Stevens
- 83 - Bruce Driver

MOST ASSISTS

- 617 - Patrik Elias
- 364 - Scott Niedermayer
- 361 - Scott Gomez

By Defenseman

- 364 - Scott Niedermayer
- 337 - Scott Stevens
- 316 - Bruce Driver

MOST POINTS

- 1025 - Patrik Elias (408g-617a)
- 701 - John MacLean (347g-354a)
- 520 - Kirk Muller (185g-335a)

By Defenseman

- 476 - Scott Niedermayer (112g-364a)
- 430 - Scott Stevens (93g-337a)
- 399 - Bruce Driver (83g-316a)

MOST POWER PLAY GOALS

- 113 - Patrik Elias
- 92 - John MacLean
- 69 - Kirk Muller

By Defenseman

- 51 - Scott Niedermayer
- 33 - Bruce Driver
- 28 - Scott Stevens

MOST POWER PLAY POINTS

- 333 - Patrik Elias (113g-220a)
- 197 - John MacLean (92g-105a)
- 189 - Scott Niedermayer (51g-138a)

By Defenseman

- 189 - Scott Niedermayer (51g-138a)
- 168 - Bruce Driver (33g-135a)
- 139 - Brian Rafalski (19g-120a)

MOST SHORTHANDED GOALS

- 17 - John Madden
- 16 - Patrik Elias
- 13 - Adam Henrique

MOST GAME-WINNING GOALS

- 80 - Patrik Elias
- 55 - John MacLean
- 43 - Bobby Holik

MOST OVERTIME GOALS

- 16 - Patrik Elias
- 8 - Scott Niedermayer
- 7 - Zach Parise

MOST GAME-DECIDING GOALS

- 10 - Patrik Elias
- 9 - Zach Parise
- 8 - Ilya Kovalchuk

MOST GAME-TYING GOALS

- 6 - Stephane Richer
- 5 - Bobby Holik, Claude Lemieux, John MacLean

(franchise record)

- 9 - Wilf Paiement

MOST HAT TRICKS

- 8 - Patrik Elias (1 4-goal game)
- 6 - John MacLean
- 5 - Pat Verbeek (1 4-goal game)

HIGHEST PLUS/MINUS

- 282 - Scott Stevens
- 172 - Scott Niedermayer
- Patrik Elias

By Defenseman

- 282 - Scott Stevens
- 172 - Scott Niedermayer
- 100 - Brian Rafalski

MOST PENALTY MINUTES

- 2519 - Ken Daneyko
- 1418 - Randy McKay
- 1168 - John MacLean

By Defenseman

- 2519 - Ken Daneyko
- 1007 - Scott Stevens
- 886 - Joe Cirella

MOST MINOR PENALTIES

- 717 - Ken Daneyko
- 409 - John MacLean
- 374 - Bobby Holik

MOST MAJOR PENALTIES

- 138 - Randy McKay
- 123 - Ken Daneyko
- 65 - Mike Peluso

MOST MISCONDUCT PENALTIES

- 47 - Ken Daneyko
- 26 - Randy McKay
- 21 - Pat Verbeek

GOALTENDING

MOST SEASONS

- 20 - Martin Brodeur
- 10 - Chris Terreri
- 5 - Cory Schneider

MOST GAMES PLAYED

- 1259 - Martin Brodeur
- 302 - Chris Terreri
- 272 - Cory Schneider

MOST MINUTES PLAYED

- 74083 - Martin Brodeur
- 21193 - Cory Schneider
- 16561 - Chris Terreri

MOST VICTORIES

- 688 - Martin Brodeur
- 118 - Chris Terreri
- 106 - Cory Schneider

MOST DEFEATS

- 394 - Martin Brodeur
- 118 - Chris Terreri
- 113 - Glenn Resch

MOST TIES

- 105 - Martin Brodeur
- 34 - Chris Terreri
- 23 - Sean Burke

BEST GAA (2 seasons)

- 2.24 - Martin Brodeur
- 2.41 - Cory Schneider
- 2.42 - Johan Hedberg

MOST SHUTOUTS

- 124 - Martin Brodeur
- 15 - Cory Schneider
- 8 - Johan Hedberg

SEASON

MOST GOALS

- 48 - Brian Gionta: 2005-06
- 46 - Pat Verbeek: 1987-88
- 45 - Zach Parise: 2008-09
- John MacLean: 1990-91

By Left Wing

- 45 - Zach Parise: 2008-09
- 40 - Patrik Elias: 2000-01
- 39 - Taylor Hall: 2017-18

By Center

- 43 - Jack Hughes: 2022-23
- 37 - Alexander Semak: 1992-93
- Kirk Muller: 1987-88
- 35 - Greg Adams: 1985-86

By Right Wing

- 48 - Brian Gionta: 2005-06
- 46 - Pat Verbeek: 1987-88
- 45 - John MacLean: 1990-91

By Defenseman

- 22 - Dougie Hamilton: 2022-23
- 18 - Scott Stevens: 1993-94
- 17 - Scott Stevens: 1991-92
- Dave Pichette: 1984-85

(franchise record)

- 22 - Barry Beck: 1977-78
- D. Hamilton: 2022-23

By Rookie

- 21 - Kevin Todd: 1991-92
- Jeff Larmer: 1982-83
- 20 - Pat Verbeek: 1983-84
- (franchise record)
- 30 - Paul Gardner: 1976-77

MOST ASSISTS

- 60 - Scott Stevens: 1993-94
- 57 - Aaron Broten, Kirk Muller: 1987-88

By Left Wing

- 57 - Aaron Broten: 1987-88
- 56 - Patrik Elias: 2000-01
- Kirk Muller: 1989-90

By Center

- 57 - Kirk Muller: 1987-88
- 56 - Scott Gomez: 2003-04
- Jack Hughes: 2022-23
- 52 - Patrik Elias: 2011-12

By Right Wing

- 51 - Claude Lemieux: 1992-93
- 46 - Ilya Kovalchuk: 2011-12
- Petr Sykora: 2000-01
- (franchise record)
- 56 - Wilf Paiement: 1977-78

By Defenseman

- 60 - Scott Stevens: 1993-94
- 50 - Tom Kurvers: 1988-89
- 47 - Brian Rafalski: 2006-07

By Rookie

- 51 - Scott Gomez: 1999-00
- 42 - Kevin Todd: 1991-92
- 39 - Will Butcher: 2017-18

MOST POINTS

- 99 - Jack Hughes (43g-56a): 2022-23
- 96 - Patrik Elias (40g-56a): 2000-01
- 94 - Zach Parise (45g-49a): 2008-09
- Kirk Muller (37g-57a): 1987-88
- 93 - Taylor Hall (39g-54a): 2017-18

By Left Wing

- 96 - Patrik Elias (40g-56a): 2000-01
- 94 - Zach Parise (45g-49a): 2008-09
- 93 - Taylor Hall (39g-54a): 2017-18

By Center

- 99 - Jack Hughes (44g-56a): 2022-23
- 94 - Kirk Muller (37g-57a): 1987-88
- 84 - Scott Gomez (33g-51a): 2005-06

By Right Wing

- 89 - Brian Gionta (48g-41a): 2005-06
- 87 - John MacLean (42g-45a): 1988-89
- 83 - Ilya Kovalchuk (37g-46a): 2011-12
- Alexander Mogilny (43g-40a): 2000-01

By Defenseman

- 78 - Scott Stevens (18g-60a): 1993-94
- 66 - Tom Kurvers (16g-50a): 1988-89
- 59 - Scott Stevens (17g-42a): 1991-92

By Rookie

- 70 - Scott Gomez (19g-51a): 1999-00
- 63 - Kevin Todd (21g-42a): 1991-92
- 54 - Kirk Muller (17g-37a): 1984-85

MOST POINTS AT HOME

- 58 - Zach Parise (22g-36a): 2008-09
- Patrik Elias (22g-36a): 2000-01
- 54 - Jack Hughes (22g-32a): 2022-23

By Defenseman

- 41 - Tom Kurvers (9g-32a): 1988-89
- Doug Hamilton (14g-27a): 2022-23
- 37 - Scott Niedermayer (9g-28a): 1997-98
- Dave Pichette (10g-27a): 1984-85

By Rookie

- 34 - Scott Gomez (8g-26a): 1999-00
- 32 - Kevin Todd (12g-20a): 1991-92
- 29 - Pat Verbeek (12g-17a): 1983-84

MOST POINTS ON ROAD

- 49 - Kirk Muller (16g-33a): 1989-90
- 46 - John MacLean (25g-21a): 1989-90
- John MacLean (23g-23a): 1988-89

By Defenseman

- 43 - Scott Stevens (10g-33a): 1993-94
- 33 - Doug Hamilton (8g-25a): 2022-23
- 29 - Bruce Driver (9g-20a): 1992-93
- Bruce Driver (4g-25a): 1989-90

By Rookie

- 36 - Scott Gomez (11g-25a): 1999-00
- 31 - Kevin Todd (9g-22a): 1991-92
- 30 - Kirk Muller (9g-21a): 1984-85

MOST SHOTS

- 364 - Zach Parise: 2008-09
- 347 - Zach Parise: 2009-10
- 336 - Jack Hughes: 2022-23

By Defenseman

- 275 - Doug Hamilton: 2022-23
- 215 - Scott Stevens: 1993-94
- 205 - Bruce Driver: 1991-92

MOST PENALTY MINUTES

- 295 - Krzysztof Oliwa: 1997-98
- 283 - Ken Daneyko: 1988-89
- 249 - Ken Daneyko: 1990-91
- David Maley: 1988-89

By Defenseman

- 283 - Ken Daneyko: 1988-89
- 249 - Ken Daneyko: 1990-91
- 239 - Ken Daneyko: 1987-88

MOST POWER PLAY GOALS

- 24 - Brian Gionta: 2005-06
- 19 - John MacLean: 1990-91
- 17 - Kirk Muller: 1987-88
- Pat Verbeek: 1986-87

MOST POWER PLAY POINTS

- 37 - Kirk Muller (17g-20a): 1987-88
- 36 - Tapio Levo (5g-31a): 1982-83
- 35 - Claude Lemieux (13g-22a): 1992-93

MOST SHORTHANDED GOALS

- 6 - John Madden: 1999-00
- 5 - Brian Rolston: 1998-99
- 4 - Accomplished four times, most recently Ilya Kovalchuk: 2012-13

MOST GAME-WINNING GOALS

- 11 - John MacLean: 1989-90
- 10 - Brian Gionta: 2005-06
- 9 - Accomplished six times, most recently Nico Hischier: 2022-23

MOST OVERTIME GOALS

- 4 - Ilya Kovalchuk: 2010-11
- Patrik Elias: 2003-04
- Scott Niedermayer: 2001-02

MOST GAME-DETERMINING GOALS

- 7 - Ilya Kovalchuk: 2011-12
- 5 - Viktor Kozlov: 2005-06
- 3 - Jacob Josefson: 2014-15
- Zach Parise: 2007-08
- John Madden: 2006-07

MOST GAME-TYING GOALS

- 3 - Accomplished four times, most recently Stephane Richer: 1993-94 (franchise record)
- 5 - Lanny McDonald: 1979-80

MOST HAT TRICKS

- 3 - Patrik Elias: 2000-01
- John MacLean: 1988-89
- Kirk Muller: 1987-88

HIGHEST PLUS/MINUS

- 53 - Scott Stevens: 1993-94
- 45 - Patrik Elias: 2000-01
- 41 - Tomas Tatar: 2022-23

By Defenseman

- 53 - Scott Stevens: 1993-94
- 40 - Scott Stevens: 2000-01
- 36 - Brian Rafalski: 2000-01

GOALTENDING**MOST GAMES PLAYED**

- 78 - Martin Brodeur: 2006-07
- 77 - Martin Brodeur: 2009-10, 2007-08, 1995-96

MOST MINUTES PLAYED

- 4697 - Martin Brodeur: 2006-07
- 4635 - Martin Brodeur: 2007-08
- 4555 - Martin Brodeur: 2003-04

MOST VICTORIES

- 48 - Martin Brodeur: 2006-07
- 45 - Martin Brodeur: 2009-10
- 44 - Martin Brodeur: 2007-08

MOST DEFEATS

- 35 - Glenn Resch: 1982-83
- 31 - Cory Schneider: 2014-15
- Sean Burke: 1988-89
- Glenn Resch: 1983-84

(franchise record)

- 39 - Denis Herron: 1975-76

MOST TIES

- 13 - Martin Brodeur: 1996-97
- 12 - Martin Brodeur: 1995-96
- Glenn Resch: 1982-83

BEST GAA (26 GPI)

- 1.88 - Martin Brodeur: 1996-97
- 1.89 - Martin Brodeur: 1997-98
- 1.97 - Cory Schneider: 2013-14

MOST SHUTOUTS

- 12 - Martin Brodeur: 2006-07
- 11 - Martin Brodeur: 2003-04
- 10 - Martin Brodeur: 1997-98, 1996-97

MOST PENALTY MINUTES

- 54 - Sean Burke: 1988-89
- 38 - Sean Burke: 1989-90
- 31 - Corey Schwab: 1995-96

GAME**MOST GOALS**

- 4 - Accomplished five times, most recently Dainius Zubrus, 11/23/08 @ TB (franchise record)

- 4 - Accomplished six times, most recently Dainius Zubrus, 11/23/08 @ TB

By Defenseman

- 3 - Uli Hiemer, 10/31/84 vs. Pit.
- 2 - Accomplished 45 times, most recently Doug Hamilton, 2/9/23 vs SEA (franchise record)

- 3 - Uli Hiemer, 10/31/84 vs. Pit.
- Barry Beck, 12/17/77 vs. Min. @ Col.

By Rookie

- 3 - Scott Gomez, 12/26/00 vs. NYR
- Uli Hiemer, 10/31/84 vs. Pit.
- 2 - Accomplished 81 times, most recently Nolan Foote, 4/26/22 @ OTT (franchise record)
- 3 - Accomplished four times, most recently Scott Gomez, 12/26/00 vs. NYR

MOST ASSISTS

- 5 - Accomplished four times, most recently Scott Gomez, 3/30/03 vs. NYI

By Defenseman

- 5 - Tom Kurvers, 2/13/89 vs. Tor.
- 4 - Accomplished five times, most recently Viacheslav Fetisov, 3/29/90 vs. NYR

By Rookie

- 4 - Zdeno Ciger, 1/24/91 vs. Que.
- Viacheslav Fetisov, 3/29/90 vs. NYR
- Bruce Driver, 12/15/84 vs. Que.

MOST POINTS

- 6 - Kirk Muller (3g-3a), 10/29/86 @ Pit.
- 5 - Accomplished 24 times, most recently Patrik Elias (3g-2a), 4/5/06 vs. Pit.

By Defenseman

- 5 - Viacheslav Fetisov (1g-4a), 3/29/90 vs. NYR
- Tom Kurvers (5a), 2/13/89 vs. Tor.
- Bruce Driver (1g-4a), 12/23/86 @ NYR (franchise record)
- 5 - Accomplished four times, most recently Viacheslav Fetisov (1g-4a), 3/29/90 vs. NYR

By Rookie

- 5 - Viacheslav Fetisov (1g-4a), 3/29/90 vs. NYR
- 4 - Accomplished seven times, most recently Brian Gionta (1g-3a), 4/13/02 @ Wsh.

MOST SHOTS

- 14 - Claude Lemieux, 12/3/92 @ Ott.
- 12 - Bruce Driver, 2/17/90 @ Tor.
- 11 - John MacLean, 12/19/95 vs. Phi.
- Bill Guerin, 3/3/94 @ TB
- Bobby Holik, 11/14/92 @ Wsh.

By Defenseman

- 12 - Bruce Driver, 2/17/90 @ Tor.
- 9 - Accomplished 5 times, most recently Dougie Hamilton, 3/21/23 vs. MIN.

HIGHEST PLUS/MINUS

- 6 - Scott Stevens, 10/8/93 @ Wsh.
- Claude Lemieux, 1/4/92 vs. NYR
- 5 - Accomplished 5 times, most recently Andreas Johnsson, 11/28/21 vs. PHI

By Defenseman

- 6 - Scott Stevens, 10/8/93 @ Wsh.
- 5 - Accomplished 12 times, most recently Scott Stevens, 4/3/01 @ Wsh.

MOST PENALTY MINUTES

- 42 - John MacLean (min., 2 maj., misc., game, gross), 12/11/90 @ NYI
- 37 - Viacheslav Fetisov (min., maj., 2 misc., game), 1/22/93 vs. Mtl.
- 35 - Randy McKay (3 maj., 2 games), 12/10/91 @ Min.

PERIOD

MOST GOALS

- 3 - Accomplished eight times, most recently Brian Gionta, 10/12/06 vs. Tor. (3rd) (franchise record)
- 3 - Accomplished nine times, most recently Brian Gionta, 10/12/06 vs. Tor. (3rd)

MOST ASSISTS

- 4 - Paul Gagne, 2/9/86 @ Hfd. (3rd)
- 3 - Accomplished 33 times, most recently John Marino, 4/6/23 vs. CBJ (3rd)

MOST POINTS

- 4 - Accomplished eight times, most recently Travis Zajac (1g-3a), 1/21/16 vs. Ott (franchise record)
- 4 - Accomplished nine times, most recently Ilya Kovalchuk (1g-3a), 3/23/10 vs. CBJ

STREAKS

MOST CONSECUTIVE GAMES PLAYED

- 401 - Travis Zajac, 10/26/06-4/10/11
- 388 - Ken Daneyko, 11/4/89-3/29/94
- 350 - Andy Greene, 3/6/12-1/3/17
- 328 - Sergei Brylin, 10/8/03-4/6/08

MOST CONSECUTIVE GAMES SCORING GOALS

- 6 - Accomplished seven times, most recently Adam Henrique (9g), 2/27-3/8/14 (franchise record)
- 8 - Paul Gardner (11g), 10/19-11/5/79
- 8 - Dawson Mercer (10g), 2/16-3/3/23

MOST CONSECUTIVE GAMES WITH ASSISTS

- 9 - Petr Sykora (13a), 3/21-4/6/01
- 8 - Brian Rafalski (9a), 3/22-4/5/07
- Aaron Broten (8a), 12/20/84-1/5/85

MOST CONSECUTIVE GAMES WITH POINTS

- 19 - Taylor Hall (13g-13a-26pts), 1/30-3/6/18
- *Came in 26 personal appearances, 1/2-3/6/18 (18g-20a-38pts)
- 15 - Brian Gionta (12g-13a-25pts), 3/21-4/18/06
- Patrik Elias (15g-9a-24pts), 12/27/99-1/28/00
- 13 - Patrik Elias (12g-13a-25pts), 3/13-4/6/01
- Petr Sykora (6g-17a-23pts), 3/13-4/6/01

MOST POINTS TWO CONSECUTIVE GAMES

- 8 - Accomplished four times, most recently Kirk Muller (1g-7a), 3/12-20/88 (franchise record)
- 8 - Accomplished five times, most recently Kirk Muller (1g-7a), 3/12-20/88

MOST POINTS THREE CONSECUTIVE GAMES

- 11 - Patrik Elias (6g-5a), 2/21-25/04
- 10 - Scott Gomez (2g-8a), 2/21-25/04
- Patrik Sundstrom (2g-8a), 12/12-15/89
- Brendan Shanahan (5g-5a), 2/9-13/89 (franchise record)
- 11 - Patrik Elias (6g-5a), 2/21-25/04
- Paul Gardner (5g-6a), 10/28-11/2/77

GOALTENDING

MOST CONSECUTIVE GAMES PLAYED

- 57 - Martin Brodeur, 12/15/95-10/18/96
- 51 - Martin Brodeur, 1/8-11/1/08
- 40 - Martin Brodeur, 11/7/09-1/31/10

MOST CONSECUTIVE GAMES STARTED

- 51 - Martin Brodeur, 1/8-11/1/08
- 49 - Martin Brodeur, 1/3-10/18/96
- 33 - Martin Brodeur, 11/25/09-1/31/10

MOST CONSECUTIVE VICTORIES


- 12 - Martin Brodeur, 10/23-11/20/97
- 11 - Martin Brodeur, 3/28-4/18/06
- Martin Brodeur, 2/26-3/21/01
- 10 - Vitek Vanecek, 12/3/22-2/6/23

MOST CONSECUTIVE GAMES UNBEATEN

- 14 - Martin Brodeur (10-0-4), 12/20/00-1/24/01
- Martin Brodeur (12-0-2), 12/26/99-1/26/00
- Martin Brodeur (8-0-6), 1/14-2/20/97

LONGEST SHUTOUT STREAK

- 213:52 - Martin Brodeur, 3/25-4/8/97
- 189:58 - Martin Brodeur, 11/2-12/96
- 170:06 - Martin Brodeur, 1/30-2/7/98



2023-24 NEW JERSEY DEVILS

PLAYOFF HISTORY



Prudential Center

TEAM PLAYOFF RECORDS

Rk	Team	GP	W	L	T	OW	OL	W-L%	G	GA	DIFF
1	Vegas Golden Knights	22	16	6	0	3	2	0.727	88	57	31
2	Florida Panthers	21	13	8	0	7	0	0.619	62	69	-7
3	Dallas Stars	19	10	9	0	1	4	0.528	59	61	-2
4	Carolina Hurricanes	15	8	7	0	3	2	0.533	46	38	8
5	Seattle Kraken	14	7	7	0	2	0	0.500	44	45	-1
6	Edmonton Oilers	12	6	6	0	1	2	0.500	44	42	2
7	Toronto Maple Leafs	11	5	6	0	3	2	0.455	33	35	-2
8	New Jersey Devils	12	5	7	0	1	1	0.417	30	41	-11
9	Colorado Avalanche	7	3	4	0	0	1	0.429	19	18	1
10	Boston Bruins	7	3	4	0	0	2	0.429	27	26	1
11	New York Rangers	7	3	4	0	0	1	0.429	17	17	0
12	Minnesota Wild	6	2	4	0	1	0	0.333	14	21	-7
13	Los Angeles Kings	6	2	4	0	2	1	0.333	20	25	-5
14	Tampa Bay Lightning	6	2	4	0	0	3	0.333	21	23	-2
15	New York Islanders	6	2	4	0	0	2	0.333	15	16	-1
16	Winnipeg Jets	5	1	4	0	0	1	0.200	14	19	-5

STANLEY CUP PLAYOFF RESULTS

Final	Jun-3	Vegas Golden Knights over Florida Panthers.....VGK def. FLA in 5 GP, 4-1
Conference Finals	May-19	Vegas Golden Knights over Dallas Stars.....VGK def. DAL in 6 GP, 4-2
Conference Finals	May-18	Florida Panthers over Carolina Hurricanes.....FLA def CAR in 4 GP, 4-0
2nd Round	May-3	Vegas Golden Knights over Edmonton Oilers.....VGK def EDM in 6 GP, 4-2
2nd Round	May-3	Carolina Hurricanes over New Jersey Devils.....CAR def NJD in 5 GP, 4-1
2nd Round	May-2	Florida Panthers over Toronto Maple Leafs.....FLA def TOR in 6 GP, 4-2
2nd Round	May-2	Dallas Stars over Seattle Kraken.....DAL def SEA in 7 GP, 4-3
1st Round	Apr-18	Vegas Golden Knights over Winnipeg Jets.....VGK def WPG in 5 GP, 4-1
1st Round	Apr-18	Toronto Maple Leafs over Tampa Bay Lightning...TOR def TBL in 6 GP, 4-2
1st Round	Apr-18	Seattle Kraken over Colorado Avalanche.....SEA def COL in 7 GP, 4-3
1st Round	Apr-18	New Jersey Devils over New York Rangers.....NJD over NYR in 7 GP, 4-3
1st Round	Apr-17	Florida Panthers over Boston Bruins.....FLA over BOS in 7 GP, 4-3
1st Round	Apr-17	Edmonton Oilers over Los Angeles Kings.....EDM over LAK in 6 GP, 4-2
1st Round	Apr-17	Dallas Stars over Minnesota Wild.....DAL over MIN in 6 GP, 4-2
1st Round	Apr-17	Carolina Hurricanes over New York Islanders.....CAR over NYI in 6 GP, 4-2

PLAYOFF SCORING LEADERS

Rk	Player	Tm	GP	G	A	PTS	+/-	PIM
1	Jack Eichel	VGK	22	6	20	26	14	14
2	Jonathan Marchessault	VGK	22	13	12	25	17	14
3	Matthew Tkachuk	FLA	20	11	13	24	12	74
4	Roope Hintz	DAL	19	10	14	24	4	8
5	Mark Stone	VGK	22	11	13	24	3	30
6	Connor McDavid	EDM	12	8	12	20	-1	0
7	Chandler Stephenson	VGK	22	10	10	20	3	30
8	Jason Robertson	DAL	19	7	11	18	0	2
9	Ivan Barbashev	VGK	22	7	11	18	14	18
10	Leon Draisaitl	EDM	12	13	5	18	-1	10

DEFENSEMEN SCORING LEADERS

PLAYER	TEAM	GP	G	A	PTS	+/-	PIM
Evan Bouchard	EDM	12	4	13	17	-4	4
Brandon Montour	FLA	21	8	5	13	2	39
Shea Theodore	VGK	21	1	12	13	8	10
Miro Heiskanen	DAL	19	1	11	12	-6	8
Morgan Rielly	TOR	11	4	8	12	11	11

ROOKIE SCORING LEADERS

PLAYER	TEAM	GP	G	A	PTS	+/-	PIM
Matty Beniers	SEA	14	3	4	7	6	4
Wyatt Johnston	DAL	19	4	2	6	-4	4
Tye Kartye	SEA	10	3	2	5	6	2
Matthew Knies	TOR	7	1	3	4	3	4
Jack Drury	CAR	13	0	3	3	2	10



NEW JERSEY DEVILS
(142W-127L, .528)

SCORING

PLAYER	GP	G	A	PTS	+/-	PIM	PP	SH	GW	OT	S	PCTG
PATRIK ELIAS	162	45	80	125	16	89	21	2	6	0	444	10.1
JOHN MacLEAN	88	31	44	75	5	142	11	2	4	0	266	11.7
SCOTT GOMEZ	97	21	44	65	14	50	5	0	4	1	272	7.7
SCOTT NIEDERMAYER	146	17	47	64	19	100	7	2	3	0	282	6.0
SCOTT STEVENS	153	17	45	62	33	186	8	0	6	0	295	5.8
BRIAN RAFALSKI	102	17	43	60	22	37	9	0	4	1	162	10.5
CLAUDE LEMIEUX	82	34	23	57	18	171	5	0	6	0	265	12.8
BOBBY HOLIK	124	20	37	57	6	107	5	0	5	0	304	6.6
PETR SYKORA	81	24	27	51	25	34	4	2	6	0	173	13.9
JAMIE LANGENBRUNNER	68	18	32	50	11	59	3	0	6	2	177	10.2
ZACH PARISE	61	21	22	43	7-	18	7	1	3	0	222	9.5
RANDY McKAY	116	20	22	42	9	80	5	0	4	2	158	12.7
BRUCE DRIVER	82	10	32	42	16	58	7	1	0	0	175	5.7
JOHN MADDEN	112	20	21	41	3	24	2	4	4	1	289	6.9
JASON ARNOTT	58	18	23	41	13	38	9	0	1	1	116	15.5
BRIAN GIONTA	67	19	21	40	4	18	5	2	5	0	187	10.2
STEPHANE RICHER	54	16	24	40	1	10	7	1	4	2	164	9.8
SERGEI BRYLIN	109	15	19	34	2	32	3	0	3	0	150	10.0
JAY PANDOLFO	131	11	22	33	7-	12	0	1	2	0	152	7.2
TRAVIS ZAJAC	57	11	17	28	1-	20	2	0	3	2	101	10.9
ILYA KOVALCHUK	28	10	15	25	7-	12	6	0	0	0	89	11.2
PETER STASTNY	25	9	15	24	2-	27	2	0	3	0	31	29.0
PATRIK SUNDSTROM	26	8	16	24	8	16	3	0	1	0	49	16.3
ALEXANDER MOGILNY	48	9	14	23	4	12	3	0	3	0	131	6.9
BILL GUERIN	56	11	11	22	2	91	2	0	2	0	103	10.7
TOMMY ALBELIN	77	7	15	22	10	22	2	0	2	0	77	9.1
KEN DANEYKO	175	5	17	22	19	296	0	0	1	0	101	5.0
BRENDAN SHANAHAN	32	9	11	20	2	78	4	0	1	0	72	12.5
VALERI ZELEPUKIN	55	10	9	19	4	30	2	0	2	0	80	12.5
NEAL BROTEN	20	7	12	19	13	6	1	0	4	1	47	14.9
MARK JOHNSON	20	10	8	18	3	4	5	0	1	0	31	32.3
KIRK MULLER	33	5	13	18	15-	58	0	0	0	0	63	7.9
BOB CARPENTER	60	4	13	17	1-	30	1	0	0	0	85	4.7
AARON BROTEN	20	5	11	16	9-	20	3	0	1	0	46	10.9
SHAWN CHAMBERS	30	5	11	16	0	8	3	0	0	0	53	9.4
TOM CHORSKE	45	5	11	16	4-	8	0	0	1	0	70	7.1
PAUL MARTIN	42	2	14	16	11-	18	2	0	0	0	46	4.2
COLIN WHITE	111	2	14	16	7	125	0	0	1	0	87	2.3
BRIAN ROLSTON	41	11	4	15	8	18	5	4	0	0	116	9.5
TOM KURVERS	19	6	9	15	5-	38	3	0	1	0	55	10.9
BRYCE SALVADOR	38	5	10	15	7	38	0	1	1	0	36	13.9
JEFF FRIESEN	29	10	4	14	8	10	1	0	4	0	57	17.5
DAVID CLARKSON	44	5	9	14	3	79	1	0	4	0	62	8.1
ADAM HENRIQUE	24	5	8	13	12	11	0	0	3	2	40	12.5
BERNIE NICHOLLS	21	4	9	13	2-	34	2	1	0	0	40	10.0
DAINIUS ZUBRUS	41	4	9	13	5-	44	1	0	2	0	73	5.5
MARTIN BRODEUR	205	1	12	13	-	34	0	0	0	0	2	50.0
PAT VERBEEK	20	4	8	12	11-	51	2	0	1	0	44	9.1
DOUG BROWN	32	7	4	11	3	10	0	2	1	1	50	14.0
DOUG GILMOUR	16	5	6	11	2	18	1	0	1	0	33	15.2
JIM DOWD	41	4	7	11	2-	20	0	0	1	0	46	8.7
JACK HUGHES	12	6	5	11	4-	2	1	0	0	0	45	13.3
CLAUDE LOISELLE	20	4	6	10	0	52	0	2	0	0	32	12.5
JOE NIEUWENDYK	22	3	7	10	4-	4	1	0	0	0	32	9.4
GRANT MARSHALL	31	6	3	9	3	16	2	0	1	1	51	11.8
PAT CONACHER	36	4	5	9	3	30	0	2	1	0	28	14.3
SERGEI NEMCHINOV	53	4	5	9	3-	6	1	0	0	0	38	10.5
LYLE ODELEIN	23	3	6	9	2-	50	2	0	1	0	46	6.5
ANDY GREENE	50	3	6	9	0	22	1	0	1	0	57	5.3
ERIC WEINRICH	20	2	7	9	3-	27	1	0	0	0	27	7.4
ALEXEI KASATONOV	24	2	7	9	0	34	0	0	0	0	34	5.9
ALEXEI PONIKAROVSKY	24	1	8	9	8	12	0	0	1	1	26	3.8

PLAYER	GP	G	A	PTS	+/-	PIM	PP	SH	GW	OT	S	PCTG
MAREK ZIDLICKY	24	1	8	9	2-	22	0	0	0	0	43	2.3
ZDENO CIGER	13	2	6	8	1-	4	0	0	1	0	28	7.1
JON MORRIS	11	1	7	8	3	25	1	0	0	0	9	11.1
VIACHESLAV FETISOV	38	1	7	8	7-	47	0	0	0	0	37	2.7
NICO HISCHIER	17	2	6	8	9-	2	0	0	0	0	39	5.1
DAWSON MERCER	12	3	4	7	2-	2	1	1	0	0	16	18.8
ONDREJ PALAT	12	3	4	7	6-	6	1	0	1	0	16	18.8
RYAN CARTER	23	5	2	7	4	32	0	0	2	0	21	23.8
STEPHEN GIONTA	24	3	4	7	4	4	0	0	0	0	25	12.0
CRAIG WOLANIN	18	2	5	7	2	51	1	0	0	0	16	12.5
STEVE BERNIER	24	2	5	7	3	27	0	0	0	0	22	9.1
JOE CIRELLA	19	0	7	7	3-	49	0	0	0	0	27	0.0
TAYLOR HALL	5	2	4	6	1-	6	0	0	0	0	21	9.5
JESPER BRATT	13	1	5	6	3-	4	0	0	0	0	29	3.5
ERIK HAULA	12	4	2	6	6-	15	2	0	0	0	23	17.4
MICHAEL McLEOD	12	2	4	6	2	15	0	0	1	0	19	10.5
TURNER STEVENSON	43	2	4	6	2	50	0	0	1	0	46	4.3
MIKE RUPP	25	1	5	6	4	23	0	0	1	0	12	8.3
KEVIN TODD	8	3	2	5	1	14	1	0	0	0	16	18.8
STEVE THOMAS	16	1	4	5	5-	20	0	0	0	0	37	2.7
VLADIMIR MALAKHOV	23	1	4	5	3	18	1	0	0	0	29	3.4
DOUGIE HAMILTON	12	1	3	4	11-	2	0	0	1	1	23	4.4
JOHN MARINO	12	0	4	4	1-	0	0	0	0	0	8	.0
TIMO MEIER	11	2	2	4	1-	22	1	0	0	0	37	5.4
DAVID MALEY	26	3	1	4	4-	105	0	0	0	0	16	18.8
KEVIN DEAN	16	2	2	4	4-	2	0	0	1	0	18	11.1
MIKE MOTTAU	17	2	2	4	6-	0	0	0	0	0	6	33.3
MIKE PELUSO	37	2	2	4	2	72	0	0	1	0	17	11.8
WILL BUTCHER	5	1	3	4	0	0	1	0	0	0	7	14.3
JACK O'CALLAHAN	5	1	3	4	2-	6	0	0	0	0	12	8.3
PETER HARROLD	17	0	4	4	2	6	0	0	0	0	22	.0
DAVE ANDREYCHUK	11	3	0	3	2-	8	1	0	0	0	29	10.3
LAURIE BOSCHMAN	14	2	1	3	0	24	0	0	1	0	18	11.1
KYLE PALMIERI	5	1	2	3	4-	6	1	0	0	0	13	7.7
BOB CORKUM	12	1	2	3	2-	0	0	0	0	0	11	9.1
DENIS PEDERSON	18	1	2	3	2-	4	0	1	0	0	17	5.9
SEAN O'DONNELL	23	1	2	3	5	41	0	0	0	0	9	11.1
PASCAL RHEAUME	24	1	2	3	2-	13	0	0	0	0	30	3.3
DOUG SULLIMAN	9	0	3	3	2-	2	0	0	0	0	8	.0
DAVE ELLETT	10	0	3	3	1-	10	0	0	0	0	15	.0
BRENDAN MORRISON	10	0	3	3	2-	0	0	0	0	0	14	.0
DAMON SEVERSON	16	1	2	3	4-	18	0	0	1	0	24	4.2
JONAS SIEGENTHALER	11	1	2	3	3-	8	0	0	1	0	8	12.5
OLEG TVERDOVSKY	15	0	3	3	4-	0	0	0	0	0	5	.0
MARK FAYNE	24	0	3	3	5	6	0	0	0	0	30	.0
BLAKE COLEMAN	5	2	0	2	1	4	0	1	0	0	16	12.5
LUKE HUGHES	3	0	2	2	2-	0	0	0	0	0	4	.0
JAN HRDINA	5	2	0	2	0	2	0	0	0	0	7	28.6
ALEXANDER SEMAK	8	1	1	2	5-	0	0	0	0	0	13	7.7
CLAUDE VILGRAIN	11	1	1	2	1-	17	0	0	0	0	9	11.1
ANTON VOLCHENKOV	24	1	1	2	7	10	0	0	0	0	16	6.3
JANNE OJANEN	3	0	2	2	2-	0	0	0	0	0	0	.0
SHELDON SOURAY	5	0	2	2	1	2	0	0	0	0	1	.0
JEFF MADILL	7	0	2	2	0	8	0	0	0	0	13	.0
DAVID HALE	9	0	2	2	0	12	0	0	0	0	3	.0
JIM KORN	9	0	2	2	2	71	0	0	0	0	2	.0
JOHNNY ODUYA	18	0	2	2	0	14	0	0	0	0	14	.0
ERIK RASMUSSEN	25	0	2	2	1-	24	0	0	0	0	12	.0
MILES WOOD	13	2	0	2	1-	28	0	0	0	0	18	11.1
RANDY VELISCHEK	25	0	2	2	12-	24	0	0	0	0	12	.0
NATHAN BASTIAN	12	1	1	2	1-	16	0	0	0	0	13	7.7
CURTIS LAZAR	6	1	0	1	0	2	0	0	0	0	4	25.0
BRENDAN SMITH	3	0	1	1	3	12	0	0	0	0	2	.0
TOMAS TATAR	12	1	0	1	7-	4	0	0	0	0	15	6.7
BEN HANKINSON	2	1	0	1	1	4	0	0	0	0	3	33.3

PLAYER	GP	G	A	PTS	+/-	PIM	PP	SH	GW	OT	S	PCTG
ANDERS CARLSSON	3	1	0	1	1	2	0	0	1	0	2	50.0
STEFAN NOESEN	4	1	0	1	1	4	0	0	1	0	9	11.1
SAMI VATANEN	4	1	0	1	1-	0	0	0	0	0	9	11.1
DAVE BARR	5	1	0	1	2-	6	0	0	0	0	4	25.0
ADAM LARSSON	5	1	0	1	3	4	0	0	0	0	3	33.3
BEN LOVEJOY	5	1	0	1	1	2	0	0	0	0	8	12.5
PATRICK MAROON	5	1	0	1	2-	0	0	0	0	0	16	6.3
KEN KLEE	6	1	0	1	1-	6	0	0	0	0	2	50.0
COREY MILLEN	7	1	0	1	0	2	0	0	1	0	7	14.3
ANDY BRICKLEY	4	0	1	1	0	4	0	0	0	0	5	.0
ANDREAS SALOMONSSON	4	0	1	1	1	0	0	0	0	0	5	.0
CORY SCHNEIDER	4	0	1	1	-	0	0	0	0	0	0	.0
ARRON ASHAM	5	0	1	1	1	2	0	0	0	0	3	.0
JOHN MOORE	5	0	1	1	1-	12	0	0	0	0	10	.0
JACOB JOSEFSON	6	0	1	1	1	0	0	0	0	0	8	.0
NICLAS HAVELID	7	0	1	1	0	2	0	0	0	0	3	.0
PERRY ANDERSON	14	0	1	1	3-	123	0	0	0	0	5	.0
BRAD LUKOWICH	20	0	1	1	2	6	0	0	0	0	10	.0
KEVIN BAHAL	11	0	1	1	1-	31	0	0	0	0	9	.0
RYAN GRAVES	10	0	1	1	1-	4	0	0	0	0	9	.0
SEAN BROWN	1	0	0	0	1-	2	0	0	0	0	0	.0
VITEK VANECEK	7	0	1	1	-	0	0	0	0	0	0	.0
JESPER BOQVIST	1	0	0	0	0	0	0	0	0	0	3	.0
STEVE BRULE	1	0	0	0	0	0	0	0	0	0	0	.0
SCOTT CLEMMENSEN	1	0	0	0	-	0	0	0	0	0	0	.0
DANTON COLE	1	0	0	0	1-	0	0	0	0	0	1	.0
SCOTT DANIELS	1	0	0	0	0	0	0	0	0	0	0	.0
MARK FRASER	1	0	0	0	1-	0	0	0	0	0	0	.0
IGOR LARIONOV	1	0	0	0	1-	0	0	0	0	0	0	.0
TIM SESTITO	1	0	0	0	0	0	0	0	0	0	0	.0
SYLVAIN TURGEON	1	0	0	0	1-	0	0	0	0	0	3	.0
JOHAN HEDBERG	1	0	0	0	-	0	0	0	0	0	0	.0
CRAIG BILLINGTON	2	0	0	0	-	0	0	0	0	0	0	.0
MATTHEW CORRENTE	2	0	0	0	0	2	0	0	0	0	3	.0
BRIAN GIBBONS	2	0	0	0	2-	0	0	0	0	0	0	.0
MICHAEL GRABNER	2	0	0	0	1	0	0	0	0	0	2	.0
VALERI KAMENSKY	2	0	0	0	0	0	0	0	0	0	2	.0
KEITH KINKAID	2	0	0	0	-	0	0	0	0	0	0	.0
COREY SCHWAB	2	0	0	0	-	0	0	0	0	0	0	.0
DREW STAFFORD	2	0	0	0	1-	10	0	0	0	0	2	.0
PETER ZEDEL	2	0	0	0	0	10	0	0	0	0	4	.0
CHRISTIAN BERGLUND	3	0	0	0	0	2	0	0	0	0	6	.0
TROY CROWDER	3	0	0	0	2-	22	0	0	0	0	2	.0
MARCUS JOHANSSON	3	0	0	0	2-	0	0	0	0	0	4	.0
MIRCO MUELLER	3	0	0	0	2-	0	0	0	0	0	3	.0
ROD PELLEY	3	0	0	0	0	2	0	0	0	0	3	.0
HENRIK TALLINDER	3	0	0	0	1-	0	0	0	0	0	3	.0
VITALY VISHNEVSKI	3	0	0	0	3	2	0	0	0	0	1	.0
RAY GIROUX	4	0	0	0	1	0	0	0	0	0	3	.0
LEE NORWOOD	4	0	0	0	0	18	0	0	0	0	4	.0
VADIM SHARIFIJANOV	4	0	0	0	0	0	0	0	0	0	3	.0
MARTIN SKOULA	4	0	0	0	0	0	0	0	0	0	2	.0
DOUG BODGER	5	0	0	0	5-	0	0	0	0	0	8	.0
BRIAN BOYLE	5	0	0	0	1	14	0	0	0	0	2	.0
BOB BROOKE	5	0	0	0	0	14	0	0	0	0	2	.0
VIKTOR KOZLOV	5	0	0	0	2-	0	0	0	0	0	6	.0
P.L. LETOURNEAU-LEBLOND	5	0	0	0	0	10	0	0	0	0	0	.0
DEAN McAMMOND	5	0	0	0	1-	4	0	0	0	0	5	.0
ROB NIEDERMAYER	5	0	0	0	1-	6	0	0	0	0	3	.0
BOB SAUVE	5	0	0	0	-	0	0	0	0	0	0	.0
REID SIMPSON	5	0	0	0	1-	29	0	0	0	0	0	.0
RICHARD SMEHLIK	5	0	0	0	2-	2	0	0	0	0	2	.0

PLAYER	GP	G	A	PTS	+/-	PIM	PP	SH	GW	OT	S	PCTG
PAVEL ZACHA	5	0	0	0	1-	6	0	0	0	0	5	.0
BRAD BOMBARDIR	6	0	0	0	0	0	0	0	0	0	2	.0
JASON SMITH	6	0	0	0	1-	7	0	0	0	0	2	.0
KEN SUTTON	6	0	0	0	1	13	0	0	0	0	7	.0
JIRI BICEK	7	0	0	0	3-	0	0	0	0	0	6	.0
KRZYSZTOF OLIWA	7	0	0	0	0	25	0	0	0	0	5	.0
JAMIE HUSCROFT	8	0	0	0	0	22	0	0	0	0	1	.0
JASON WIEMER	8	0	0	0	0	16	0	0	0	0	2	.0
CAM JANSSEN	9	0	0	0	0	26	0	0	0	0	3	.0
STEVE KELLY	10	0	0	0	1-	4	0	0	0	0	5	.0
RICHARD MATVICHUK	16	0	0	0	1	14	0	0	0	0	1	.0
SEAN BURKE	19	0	0	0	-	16	0	0	0	0	0	.0
JIM MCKENZIE	22	0	0	0	1-	18	0	0	0	0	6	.0
CHRIS TERRERI	27	0	0	0	-	16	0	0	0	0	0	.0
AKIRA SCHMID	9	0	0	0	-	0	0	0	0	0	0	.0
YEGOR SHARANGOVICH	3	0	0	0	1-	0	0	0	0	0	2	.0

GOALTENDING

GOALTENDER	GPI	MINS	AVG	W	L	EN	SO	GA	SA	SV%	G	A	PIM
AKIRA SCHMID	9	459	2.35	4	4	-	2	18	229	.921	0	0	0
VITEK VANECEK	7	271	4.64	1	3	-	0	21	120	.825	0	1	0
COREY SCHWAB	2	28	0.00	0	0	0	0	0	8	1.000	0	0	0
SCOTT CLEMMENSEN	1	7	0.00	0	0	0	0	0	7	1.000	0	0	0
JOHAN HEDBERG	1	36	1.67	0	1	0	0	1	14	.929	0	0	0
CORY SCHNEIDER	4	202	1.78	1	2	2	0	6	119	.950	0	1	0
MARTIN BRODEUR	205	12719	2.02	113	91	17	24	428	5258	.919	1	12	34
BOB SAUVE	5	238	3.28	2	1	0	0	13	118	.890	0	0	0
CHRIS TERRERI	27	1479	3.37	12	12	3	0	83	751	.889	0	0	16
SEAN BURKE	19	1126	3.46	9	10	1	1	65	572	.886	0	0	16
CRAIG BILLINGTON	2	78	3.84	0	1	0	0	5	39	.871	0	0	0
KEITH KINKAID	2	92	5.87	0	2	0	0	9	46	.804	0	0	0

1988 PATRICK DIVISION SEMIFINALS

DATE	GAME#	RES	SCORE	LOCATION	GOALTENDERS*	WINNING GOAL
04/06/88	1	Lo	3-4	@ NY Islanders	BURKE/Hrudey	LaFontaine
04/07/88	2	W	3-2	@ NY Islanders	SAUVE/Hrudey	JOHNSON
04/09/88	3	W	3-0	@ DEVILS	BURKE/Hrudey	DANEYKO
04/10/88	4	Lo	4-5	@ DEVILS	BURKE/Hrudey	Sutter
04/12/88	5	W	4-2	@ NY Islanders	BURKE/Hrudey	CONACHER
04/14/88	6	W	6-5	@ DEVILS	BURKE/Hrudey	SUNDSTROM

Leading scorers: Devils, MacLean 4g-7a-11pts; NY Islanders, LaFontaine 4g-5a-9pts.

1988 PATRICK DIVISION FINALS

DATE	GAME#	RES	SCORE	LOCATION	GOALTENDERS*	WINNING GOAL
04/18/88	1	L	1-3	@ Washington	BURKE/Peeters	Murphy
04/20/88	2	W	5-2	@ Washington	BURKE/Peeters	BROTEN, A.
04/22/88	3	W	10-4	@ DEVILS	BURKE/Peeters	CARLSSON
04/24/88	4	L	1-4	@ DEVILS	BURKE/Peeters	Sundstrom (Wsh.)
04/26/88	5	W	3-1	@ Washington	SAUVE/Malarchuk	KURVERS
04/28/88	6	L	2-7	@ DEVILS	BURKE/Peeters	Leach
04/30/88	7	W	3-2	@ Washington	BURKE/Peeters	MacLEAN

Leading scorers: Devils, Sundstrom 4g-6a-10pts; Washington, Murphy 4g-3a-7pts, Stevens 1g-6a-7pts.

1988 WALES CONFERENCE FINALS

DATE	GAME#	RES	SCORE	LOCATION	GOALTENDERS*	WINNING GOAL
05/02/88	1	L	3-5	@ Boston	SAUVE/Lemelin	Bourque
05/04/88	2	Wo	3-2	@ Boston	BURKE/Lemelin	BROWN
05/06/88	3	L	1-6	@ DEVILS	BURKE/Lemelin	Joyce
05/08/88	4	W	3-1	@ DEVILS	BURKE/Lemelin	VERBEEK
05/10/88	5	L	1-7	@ Boston	BURKE/Lemelin	Janney
05/12/88	6	W	6-3	@ DEVILS	BURKE/Lemelin	MacLEAN
05/14/88	7	L	2-6	@ Boston	BURKE/Lemelin	Middleton

Leading scorers: Devils, Kurvers 3g-4a-7pts; Boston, Linseman 5g-5a-10pts.

1990 PATRICK DIVISION SEMIFINALS

DATE	GAME#	RES	SCORE	LOCATION	GOALTENDERS*	WINNING GOAL
04/05/90	1	Lo	4-5	@ DEVILS	BURKE/Liut	Ciccarelli
04/07/90	2	W	6-5	@ DEVILS	TERRERI/Beaupre	STASTNY
04/09/90	3	W	2-1	@ Washington	TERRERI/Liut	SHANAHAN
04/11/90	4	L	1-3	@ Washington	BURKE/Beaupre	Druce
04/13/90	5	L	3-4	@ DEVILS	TERRERI/Beaupre	Courtнал
04/15/90	6	L	2-3	@ Washington	TERRERI/Beaupre	Druce

Leading scorers: Devils, Shanahan 3g-3a-6pts, Driver 1g-5a-6pts; Washington, Ciccarelli 8g-3a-11pts.

1991 PATRICK DIVISION SEMIFINALS

DATE	GAME#	RES	SCORE	LOCATION	GOALTENDERS*	WINNING GOAL
04/03/91	1	W	3-1	@ Pittsburgh	TERRERI/Barrasso	STASTNY
04/05/91	2	Lo	4-5	@ Pittsburgh	TERRERI/Barrasso	Jagr
04/07/91	3	L	3-4	@ DEVILS	TERRERI/Barrasso	Recchi
04/09/91	4	W	4-1	@ DEVILS	TERRERI/Barrasso	STASTNY
04/11/91	5	W	4-2	@ Pittsburgh	TERRERI/Barrasso	LEMIEUX
04/13/91	6	L	3-4	@ DEVILS	TERRERI/Pietran.	Francis
04/15/91	7	L	0-4	@ Pittsburgh	TERRERI/Pietran.	Hrdina

Leading scorers: Devils, MacLean 5g-3a-8pts, Shanahan 3g-5a-8pts; Pittsburgh, Recchi 2g-9a-11pts.

1992 PATRICK DIVISION SEMIFINALS

DATE	GAME#	RES	SCORE	LOCATION	GOALTENDERS*	WINNING GOAL
04/19/92	1	L	1-2	@ NY Rangers	TERRERI/Vanbies.	Gartner
04/21/92	2	W	7-3	@ NY Rangers	TERRERI/Vanbies.	BOSCHMAN
04/23/92	3	W	3-1	@ DEVILS	TERRERI/Richter	STEVENS
04/25/92	4	L	0-3	@ DEVILS	TERRERI/Richter	Erixon
04/27/92	5	L	5-8	@ NY Rangers	BRODEUR/Richter	King
04/29/92	6	W	5-3	@ DEVILS	TERRERI/Richter	CIGER
05/01/92	7	L	4-8	@ NY Rangers	TERRERI/Vanbies.	Graves

Leading scorers: Devils, Stastny 3g-7a-10pts; NY Rangers, Messier, 5g-6a-11pts.

1993 PATRICK DIVISION SEMIFINALS

DATE	GAME#	RES	SCORE	LOCATION	GOALTENDERS*	WINNING GOAL
04/18/93	1	L	3-6	@ Pittsburgh	TERRERI/Barrasso	Francis
04/20/93	2	L	0-7	@ Pittsburgh	TERRERI/Barrasso	McEachern
04/22/93	3	L	3-4	@ DEVILS	BILLINGTON/Barras.	Murphy
04/25/93	4	W	4-1	@ DEVILS	TERRERI/Barrasso	ALBELIN
04/26/93	5	L	3-5	@ Pittsburgh	TERRERI/Barrasso	Daniels

Leading scorers: Devils, Richer 2g-2a-4pts, Stevens 2g-2a-4pts, Driver 1g-3a-4pts; Pittsburgh, Lemieux 5g-4a-9pts.

1994 EASTERN CONFERENCE QUARTERFINALS

DATE	GAME#	RES	SCORE	LOCATION	GOALTENDERS*	WINNING GOAL
04/17/94	1	L	0-2	@ DEVILS	BRODEUR/Hasek	Simon
04/19/94	2	W	2-1	@ DEVILS	BRODEUR/Hasek	STEVENS
04/21/94	3	W	2-1	@ Buffalo	BRODEUR/Hasek	ALBELIN
04/23/94	4	L	3-5	@ Buffalo	BRODEUR/Hasek	Presley
04/25/94	5	W	5-3	@ DEVILS	BRODEUR/Hasek	LEMIEUX
04/27/94	6	Lo	0-1	@ Buffalo	BRODEUR/Hasek	Hannan
04/29/94	7	W	2-1	@ DEVILS	BRODEUR/Hasek	LEMIEUX

Leading scorers: Devils, Lemieux 4g-2a-6pts, MacLean 3g-3a-6pts, Stevens 1g-5a-6pts; Buffalo, Hawerchuk 0g-7a-7pts.

1994 EASTERN CONFERENCE SEMIFINALS

DATE	GAME#	RES	SCORE	LOCATION	GOALTENDERS*	WINNING GOAL
05/01/94	1	L	1-2	@ DEVILS	BRODEUR/Casey	Shaw
05/03/94	2	Lo	5-6	@ DEVILS	BRODEUR/Casey	Sweeney
05/05/94	3	W	4-2	@ Boston	TERRERI/Casey	CHORSKE
05/07/94	4	Wo	5-4	@ Boston	TERRERI/Casey	RICHER
05/09/94	5	W	2-0	@ DEVILS	BRODEUR/Casey	MILLEN
05/11/94	6	W	5-3	@ Boston	TERRERI/Casey	MacLEAN

Leading scorers: Devils, Lemieux 1g-6a-7pts; Boston, Oates, 0g-7a-7pts.

1994 EASTERN CONFERENCE FINALS

DATE	GAME#	RES	SCORE	LOCATION	GOALTENDERS*	WINNING GOAL
05/15/94	1	Wo	4-3	@ NY Rangers	BRODEUR/Richter	RICHER
05/17/94	2	L	0-4	@ NY Rangers	BRODEUR/Richter	Messier
05/19/94	3	Lo	2-3	@ DEVILS	BRODEUR/Richter	Matteau
05/21/94	4	W	3-1	@ DEVILS	BRODEUR/Richter	GUERIN
05/23/94	5	W	4-1	@ NY Rangers	BRODEUR/Richter	PELUSO
05/25/94	6	L	2-4	@ DEVILS	BRODEUR/Richter	Messier
05/27/94	7	Lo	1-2	@ NY Rangers	BRODEUR/Richter	Matteau

Leading scorers: Devils, Nicholls 2g-3a-5pts, Lemieux 2g-3a-5pts; NY Rangers, Messier 4g-7a-11pts.

1995 EASTERN CONFERENCE QUARTERFINALS

DATE	GAME#	RES	SCORE	LOCATION	GOALTENDERS*	WINNING GOAL
05/07/95	1	W	5-0	@ Boston	BRODEUR/Lacher	RICHER
05/08/95	2	W	3-0	@ Boston	BRODEUR/Lacher	RICHER
05/10/95	3	L	2-3	@ DEVILS	BRODEUR/Lacher	Neely
05/12/95	4	Wo	1-0	@ DEVILS	BRODEUR/Lacher	McKAY
05/14/95	5	W	3-2	@ Boston	BRODEUR/Lacher	ZELEPUKIN

Leading scorers: Devils, Richer 2g-6a-8pts; Boston, Bourque 0g-3a-3pts.

1995 EASTERN CONFERENCE SEMIFINALS

DATE	GAME#	RES	SCORE	LOCATION	GOALTENDERS*	WINNING GOAL
05/20/95	1	L	2-3	@ Pittsburgh	BRODEUR/Wregget	Robitaille
05/22/95	2	W	4-2	@ Pittsburgh	BRODEUR/Wregget	STEVENS
05/24/95	3	W	5-1	@ DEVILS	BRODEUR/Wregget	HOLIK
05/26/95	4	Wo	2-1	@ DEVILS	BRODEUR/Wregget	BROTEN, N.
05/28/95	5	W	4-1	@ Pittsburgh	BRODEUR/Wregget	LEMIEUX

Leading scorers: Devils, Lemieux 6g-1a-7pts; Pittsburgh, Francis 3g-2a-5pts, Murphy 0g-5a-5pts.

1995 EASTERN CONFERENCE FINALS

DATE	GAME#	RES	SCORE	LOCATION	GOALTENDERS*	WINNING GOAL
06/03/95	1	W	4-1	@ Philadelphia	BRODEUR/Hextall	NIEDERMAYER
06/05/95	2	W	5-2	@ Philadelphia	BRODEUR/Hextall	BROTEN, N.
06/07/95	3	Lo	2-3	@ DEVILS	BRODEUR/Hextall	Lindros
06/10/95	4	L	2-4	@ DEVILS	BRODEUR/Hextall	Brind'Amour
06/11/95	5	W	3-2	@ Philadelphia	BRODEUR/Hextall	LEMIEUX
06/13/95	6	W	4-2	@ DEVILS	BRODEUR/Hextall	McKAY

Leading scorers: Devils, McKay 4g-3a-7pts; Philadelphia, Lindros 2g-3a-5pts.

1995 STANLEY CUP FINALS

DATE	GAME#	RES	SCORE	LOCATION	GOALTENDERS*	WINNING GOAL
06/17/95	1	W	2-1	@ Detroit	BRODEUR/Vernon	LEMIEUX
06/20/95	2	W	4-2	@ Detroit	BRODEUR/Vernon	DOWD
06/22/95	3	W	5-2	@ DEVILS	BRODEUR/Vernon	BROTEN, N.
06/24/95	4	W	5-2	@ DEVILS	BRODEUR/Vernon	BROTEN, N.

Leading scorers: Devils, Broten 3g-3a-6pts; Detroit, Fedorov 3g-2a-5pts.

1997 EASTERN CONFERENCE QUARTERFINALS

DATE	GAME#	RES	SCORE	LOCATION	GOALTENDERS*	WINNING GOAL
04/17/97	1	W	5-2	@ DEVILS	BRODEUR/Thibault	GUERIN
04/19/97	2	W	4-1	@ DEVILS	BRODEUR/Thibault	MacLEAN
04/22/97	3	W	6-4	@ Montreal	BRODEUR/Thibault	ZELEPUKIN
04/24/97	4	Lo	3-4	@ Montreal	BRODEUR/Theodore	Brisebois*
04/26/97	5	W	4-0	@ DEVILS	BRODEUR/Theodore	DEAN

Leading scorers: Devils, MacLean 3g-5a-8pts; Montreal, Recchi 4g-2a-6pts.

1997 EASTERN CONFERENCE SEMIFINALS

DATE	GAME#	RES	SCORE	LOCATION	GOALTENDERS*	WINNING GOAL
05/02/97	1	W	2-0	@ DEVILS	BRODEUR/Richter	NIEDERMAYER
05/04/97	2	L	0-2	@ DEVILS	BRODEUR/Richter	Leetch
05/06/97	3	L	2-3	@ NY Rangers	BRODEUR/Richter	Tikkanen
05/08/97	4	L	0-3	@ NY Rangers	BRODEUR/Richter	Graves
05/11/97	5	Lo	1-2	@ DEVILS	BRODEUR/Richter	Graves

Leading scorers: Devils, Niedermayer 1g-1a-2pts, Rolston 1g-1a-2pts; NY Rangers, Gretzky 2g-3a-5pts.

1998 EASTERN CONFERENCE QUARTERFINALS

DATE	GAME#	RES	SCORE	LOCATION	GOALTENDERS*	WINNING GOAL
04/22/98	1	Lo	1-2	@ DEVILS	BRODEUR/Rhodes	Gardiner
04/24/98	2	W	3-1	@ DEVILS	BRODEUR/Rhodes	GILMOUR
04/26/98	3	Lo	1-2	@ Ottawa	BRODEUR/Rhodes	Yashin
04/28/98	4	L	3-4	@ Ottawa	BRODEUR/Rhodes	Alfredsson
04/30/98	5	W	3-1	@ DEVILS	BRODEUR/Rhodes	ODELEIN
05/02/98	6	L	1-3	@ Ottawa	BRODEUR/Rhodes	Laukkanen

Leading scorers: Devils, Gilmour 5g-2a-7pts; Ottawa, Yashin 3g-2a-5pts.

1999 EASTERN CONFERENCE QUARTERFINALS

DATE	GAME#	RES	SCORE	LOCATION	GOALTENDERS*	WINNING GOAL
04/22/99	1	W	3-1	@ DEVILS	BRODEUR/Barrasso	SYKORA
04/24/99	2	L	1-4	@ DEVILS	BRODEUR/Barrasso	Andrusak
04/25/99	3	L	2-4	@ Pittsburgh	BRODEUR/Barrasso	Kovalev
04/27/99	4	W	4-2	@ Pittsburgh	BRODEUR/Barrasso	BRYLIN
04/30/99	5	W	4-3	@ DEVILS	BRODEUR/Barrasso	McKAY
05/02/99	6	Lo	2-3	@ Pittsburgh	BRODEUR/Barrasso	Jagr
05/04/99	7	L	2-4	@ DEVILS	BRODEUR/Barrasso	Hrdina

Leading scorers: Devils, Holik 0g-7a-7pts; Pittsburgh, Straka 6g-5a-11pts.

2000 EASTERN CONFERENCE QUARTERFINALS

DATE	GAME#	RES	SCORE	LOCATION	GOALTENDERS*	WINNING GOAL
04/13/00	1	W	4-3	@ DEVILS	BRODEUR/Vernon	GOMEZ
04/16/00	2	W	2-1	@ DEVILS	BRODEUR/Vernon	STEVENS
04/18/00	3	W	2-1	@ Florida	BRODEUR/Vernon	RAFALSKI
04/20/00	4	W	4-1	@ Florida	BRODEUR/Vernon	NIEDERMAYER

Leading scorers: Devils, Stevens, 2g-2a-4pts, Elias, 1g-3a-4pts; Florida, Bure 1g-3a-4pts.

2000 EASTERN CONFERENCE SEMIFINALS

DATE	GAME#	RES	SCORE	LOCATION	GOALTENDERS*	WINNING GOAL
04/27/00	1	L	1-2	@ Toronto	BRODEUR/Joseph	Tucker
04/29/00	2	W	1-0	@ Toronto	BRODEUR/Joseph	WHITE
05/01/00	3	W	5-1	@ DEVILS	BRODEUR/Joseph	GOMEZ
05/03/00	4	L	2-3	@ DEVILS	BRODEUR/Joseph	Kaberle
05/06/00	5	W	4-3	@ Toronto	BRODEUR/Joseph	MADDEN
05/08/00	6	W	3-0	@ DEVILS	BRODEUR/Joseph	SYKORA

Leading scorers: Devils, Elias 2g-4a-6pts; Toronto, Tucker 2g-1a-3pts, Berezin, 1g-2a-3pts, Korolev, 0g-3a-3pts.

2000 EASTERN CONFERENCE FINALS

DATE	GAME#	RES	SCORE	LOCATION	GOALTENDERS*	WINNING GOAL
05/14/00	1	W	4-1	@ Philadelphia	BRODEUR/Boucher	SYKORA
05/16/00	2	L	3-4	@ Philadelphia	BRODEUR/Boucher	Langkow
05/18/00	3	L	2-4	@ DEVILS	BRODEUR/Boucher	Tocchet
05/20/00	4	L	1-3	@ DEVILS	BRODEUR/Boucher	Berube
05/22/00	5	W	4-1	@ Philadelphia	BRODEUR/Boucher	HOLIK
05/24/00	6	W	2-1	@ DEVILS	BRODEUR/Boucher	MOGILNY
05/26/00	7	W	2-1	@ Philadelphia	BRODEUR/Boucher	ELIAS

Leading scorers: Devils, Arnott 2g-5a-7pts; Philadelphia, Tocchet 4g-2a-6pts, Recchi, 3g-3a-6pts.

2000 STANLEY CUP FINALS

DATE	GAME#	RES	SCORE	LOCATION	GOALTENDERS*	WINNING GOAL
05/30/00	1	W	7-3	@ DEVILS	BRODEUR/Belfour	STEVENS
06/01/00	2	L	1-2	@ DEVILS	BRODEUR/Belfour	Hull
06/03/00	3	W	2-1	@ Dallas	BRODEUR/Belfour	SYKORA
06/05/00	4	W	3-1	@ Dallas	BRODEUR/Belfour	MADDEN
06/08/00	5	Lo	0-1	@ DEVILS	BRODEUR/Belfour	Modano
06/10/00	6	Wo	2-1	@ Dallas	BRODEUR/Belfour	ARNOTT

Leading scorers: Devils, Arnott 4g-3a-7pts; Dallas, Hull 2g-2a-4pts, Modano 1g-3a-4pts.

2001 EASTERN CONFERENCE QUARTERFINALS

DATE	GAME#	RES	SCORE	LOCATION	GOALTENDERS*	WINNING GOAL
04/12/01	1	W	5-1	@ DEVILS	BRODEUR/Irbe	HOLIK
04/15/01	2	W	2-0	@ DEVILS	BRODEUR/Irbe	MOGILNY
04/17/01	3	W	4-0	@ Carolina	BRODEUR/Irbe	HOLIK
04/18/01	4	Lo	2-3	@ Carolina	BRODEUR/Irbe	Brind'Amour
04/20/01	5	L	2-3	@ DEVILS	BRODEUR/Irbe	O'Neill
04/22/01	6	W	5-1	@ Carolina	BRODEUR/Irbe	BRYLIN

Leading Scorers: Devils, Holik 4g-4a-8pts; Carolina, Kapanen 2g-3a-5pts.

2001 EASTERN CONFERENCE SEMIFINALS

DATE	GAME#	RES	SCORE	LOCATION	GOALTENDERS*	WINNING GOAL
04/26/01	1	L	0-2	@ DEVILS	BRODEUR/Joseph	Antropov
04/28/01	2	Wo	6-5	@ DEVILS	BRODEUR/Joseph	McKAY
05/01/01	3	Wo	3-2	@ Toronto	BRODEUR/Joseph	RAFALSKI
05/03/01	4	L	1-3	@ Toronto	BRODEUR/Joseph	Berezin
05/05/01	5	L	2-3	@ DEVILS	BRODEUR/Joseph	Kaberle
05/07/01	6	W	4-2	@ Toronto	BRODEUR/Joseph	RAFALSKI
05/09/01	7	W	5-1	@ DEVILS	BRODEUR/Joseph	ELIAS

Leading Scorers: Devils, Mogilny 2g-5a-7pts, Gomez 2g-5a-7pts; Toronto, Sundin 4g-5a-9pts.

2001 EASTERN CONFERENCE FINALS

DATE	GAME#	RES	SCORE	LOCATION	GOALTENDERS*	WINNING GOAL
05/12/01	1	W	3-1	@ DEVILS	BRODEUR/Hedberg	SYKORA
05/15/01	2	L	2-4	@ DEVILS	BRODEUR/Hedberg	Corbet
05/17/01	3	W	3-0	@ Pittsburgh	BRODEUR/Hedberg	RAFALSKI
05/19/01	4	W	5-0	@ Pittsburgh	BRODEUR/Hedberg	ELIAS
05/22/01	5	W	4-2	@ DEVILS	BRODEUR/Hedberg	HOLIK

Leading Scorers: Devils, Rafalski 3g-5a-8pts; Pittsburgh, Straka 2g-1a-3pts, Lemieux 0g-3a-3pts.

2001 STANLEY CUP FINALS

DATE	GAME#	RES	SCORE	LOCATION	GOALTENDERS*	WINNING GOAL
05/26/01	1	L	0-5	@ Colorado	BRODEUR/Roy	Sakic
05/29/01	2	W	2-1	@ Colorado	BRODEUR/Roy	STEVENSON
05/31/01	3	L	1-3	@ DEVILS	BRODEUR/Roy	Bourque
06/02/01	4	W	3-2	@ DEVILS	BRODEUR/Roy	SYKORA
06/04/01	5	W	4-1	@ Colorado	BRODEUR/Roy	MOGLINY
06/07/01	6	L	0-4	@ DEVILS	BRODEUR/Roy	Foote
06/09/01	7	L	1-3	@ Colorado	BRODEUR/Roy	Tanguay

Leading Scorers: Devils, Elias 2g-3a-5pts; Colorado, Sakic 4g-5a-9pts.

2002 EASTERN CONFERENCE QUARTERFINALS

DATE	GAME#	RES	SCORE	LOCATION	GOALTENDERS*	WINNING GOAL
04/17/02	1	L	1-2	@ Carolina	BRODEUR/Irbe	Cole
04/19/02	2	Lo	1-2	@ Carolina	BRODEUR/Irbe	Battaglia
04/21/02	3	W	4-0	@ DEVILS	BRODEUR/Irbe	GIONTA
04/23/02	4	W	3-1	@ DEVILS	BRODEUR/Irbe	GIONTA
04/24/02	5	Lo	2-3	@ Carolina	BRODEUR/Weekes	Vasicek
04/27/02	6	L	0-1	@ DEVILS	BRODEUR/Weekes	Francis

Leading Scorers: Devils, Elias 2g-4a-6pts; Carolina, Battaglia 1g-2a-3pts, Francis 1g-2a-3pts, Svoboda 0g-3a-3pts.

2003 EASTERN CONFERENCE QUARTERFINALS

DATE	GAME#	RES	SCORE	LOCATION	GOALTENDERS*	WINNING GOAL
04/09/03	1	W	2-1	@ DEVILS	BRODEUR/Shields	LANGENBRUNNER
04/11/03	2	W	4-2	@ DEVILS	BRODEUR/Shields	LANGENBRUNNER
04/13/03	3	W	3-0	@ Boston	BRODEUR/Hackett	STEVENS
04/15/03	4	L	1-5	@ Boston	BRODEUR/Hackett	McGillis
04/17/03	5	W	3-0	@ DEVILS	BRODEUR/Hackett	MADDEN

Leading Scorers: Devils, Madden 2g-6a-8pts; Boston, McGillis 3g-0a-3pts, Thornton 1g-2a-3pts.

2003 EASTERN CONFERENCE SEMIFINALS

DATE	GAME#	RES	SCORE	LOCATION	GOALTENDERS*	WINNING GOAL
04/24/03	1	W	3-0	@ DEVILS	BRODEUR/Khabibulin	LANGENBRUNNER
04/26/03	2	Wo	3-2	@ DEVILS	BRODEUR/Khabibulin	LANGENBRUNNER
04/28/03	3	L	3-4	@ Tampa Bay	BRODEUR/Khabibulin	Andreychuk
04/30/03	4	W	3-1	@ Tampa Bay	BRODEUR/Khabibulin	ELIAS
05/02/03	5	Wo	2-1	@ DEVILS	BRODEUR/Grahame	MARSHALL

Leading Scorers: Devils, Gomez 1g-6a-7pts; Tampa Bay, St. Louis 2g-1a-3pts, Richards 0g-3a-3pts.

2003 EASTERN CONFERENCE FINALS

DATE	GAME#	RES	SCORE	LOCATION	GOALTENDERS*	WINNING GOAL
05/10/03	1	Lo	2-3	@ Ottawa	BRODEUR/Lalime	Van Allen
05/13/03	2	W	4-1	@ Ottawa	BRODEUR/Lalime	FRIESEN
05/15/03	3	W	1-0	@ DEVILS	BRODEUR/Lalime	BRYLIN
05/17/03	4	W	5-2	@ DEVILS	BRODEUR/Lalime	FRIESEN
05/19/03	5	L	1-3	@ Ottawa	BRODEUR/Lalime	Havlat
05/21/03	6	Lo	1-2	@ DEVILS	BRODEUR/Lalime	Phillips
05/23/03	7	W	3-2	@ Ottawa	BRODEUR/Lalime	FRIESEN

Leading Scorers: Devils, Friesen 3g-2a-5pts, Pandolfo 3g-2a-5pts, Niedermayer 0g-5a-5pts; Ottawa, Hossa 0g-4a-4pts.

2003 STANLEY CUP FINALS

DATE	GAME#	RES	SCORE	LOCATION	GOALTENDERS*	WINNING GOAL
05/27/03	1	W	3-0	@ DEVILS	BRODEUR/Giguere	FRIESEN
05/29/03	2	W	3-0	@ DEVILS	BRODEUR/Giguere	ELIAS
05/31/03	3	Lo	2-3	@ Anaheim	BRODEUR/Giguere	Salei
06/02/03	4	Lo	0-1	@ Anaheim	BRODEUR/Giguere	Thomas
06/05/03	5	W	6-3	@ DEVILS	BRODEUR/Giguere	PANDOLFO
06/07/03	6	L	2-5	@ Anaheim	BRODEUR/Giguere	Thomas
06/09/03	7	W	3-0	@ DEVILS	BRODEUR/Giguere	RUPP

Leading Scorers: Devils, Elias 3g-4a-7pts; Anaheim, Sykora 2g-3a-5pts.

2004 EASTERN CONFERENCE QUARTERFINALS

DATE	GAME#	RES	SCORE	LOCATION	GOALTENDERS*	WINNING GOAL
04/08/04	1	L	2-3	@ Philadelphia	BRODEUR/Esche	Primeau
04/10/04	2	L	2-3	@ Philadelphia	BRODEUR/Esche	Timander
04/12/04	3	W	4-2	@ DEVILS	BRODEUR/Esche	ELIAS
04/14/04	4	L	0-3	@ DEVILS	BRODEUR/Esche	Johnsson
04/17/04	5	L	1-3	@ Philadelphia	BRODEUR/Esche	Markov

Leading Scorers: Devils, Gomez 0g-6a-6pts; Philadelphia, Zhamnov 3g-5a-8pts.

2006 EASTERN CONFERENCE QUARTERFINALS

DATE	GAME#	RES	SCORE	LOCATION	GOALTENDERS*	WINNING GOAL
04/22/06	1	W	6-1	@ DEVILS	BRODEUR/Lundqvist	GOMEZ
04/24/06	2	W	4-1	@ DEVILS	BRODEUR/Weekes	GIONTA
04/26/06	3	W	3-0	@ NY Rangers	BRODEUR/Lundqvist	LANGENBRUNNER
04/29/06	4	W	4-2	@ NY Rangers	BRODEUR/Lundqvist	GIONTA

Leading Scorers: Devils, Elias 5g-6a-11pts; NY Rangers, Betts 1g-1a-2pts.

2006 EASTERN CONFERENCE SEMIFINALS

DATE	GAME#	RES	SCORE	LOCATION	GOALTENDERS*	WINNING GOAL
05/06/06	1	L	0-6	@ Carolina	BRODEUR/Ward, C.	Whitney
05/08/06	2	Lo	2-3	@ Carolina	BRODEUR/Ward, C.	Wallin
05/10/06	3	L	2-3	@ DEVILS	BRODEUR/Ward, C.	Brind'Amour
05/13/06	4	W	5-1	@ DEVILS	BRODEUR/Ward, C.	PANDOLFO
05/14/06	5	L	1-4	@ Carolina	BRODEUR/Ward, C.	Stillman

Leading Scorers: Devils, Elias 1g-4a-5pts, Langenbrunner 1g-4a-5pts, Rafalski 0g-5a-5pts; Carolina, Staal 3g-4a-7pts.

2007 EASTERN CONFERENCE QUARTERFINALS

DATE	GAME#	RES	SCORE	LOCATION	GOALTENDERS*	WINNING GOAL
04/12/07	1	W	5-3	@ DEVILS	BRODEUR/Holmqvist	PARISE
04/14/07	2	L	2-3	@ DEVILS	BRODEUR/Holmqvist	Lecavalier
04/16/07	3	L	2-3	@ Tampa Bay	BRODEUR/Holmqvist	Prospal
04/18/07	4	Wo	4-3	@ Tampa Bay	BRODEUR/Holmqvist	GOMEZ
04/20/07	5	W	3-0	@ DEVILS	BRODEUR/Holmqvist	GREENE
04/22/07	6	W	3-2	@ Tampa Bay	BRODEUR/Holmqvist	GIONTA

Leading Scorers: Devils, Gomez 2g-7a-9pts; Tampa Bay, Richards 3g-5a-8pts, St. Louis 3g-5a-8pts.

2007 EASTERN CONFERENCE SEMIFINALS

DATE	GAME#	RES	SCORE	LOCATION	GOALTENDERS*	WINNING GOAL
04/26/07	1	L	4-5	@ DEVILS	BRODEUR/Emery	Redden
04/28/07	2	Wo	3-2	@ DEVILS	BRODEUR/Emery	LANGENBRUNNER
04/30/07	3	L	0-2	@ Ottawa	BRODEUR/Emery	Preissing
05/02/07	4	L	2-3	@ Ottawa	BRODEUR/Emery	Fisher
05/05/07	5	L	2-3	@ DEVILS	BRODEUR/Emery	Alfredsson

Leading Scorers: Devils, Gomez 2g-3a-5pts; Ottawa, Heatley 3g-7a-10pts.

2008 EASTERN CONFERENCE QUARTERFINALS

DATE	GAME#	RES	SCORE	LOCATION	GOALTENDERS*	WINNING GOAL
04/09/08	1	L	1-4	@ DEVILS	BRODEUR/Lundqvist	Callahan
04/11/08	2	L	1-2	@ DEVILS	BRODEUR/Lundqvist	Avery
04/13/08	3	Wo	4-3	@ NY Rangers	BRODEUR/Lundqvist	MADDEN
04/16/08	4	L	3-5	@ NY Rangers	BRODEUR/Lundqvist	Staal
04/18/08	5	L	3-5	@ DEVILS	BRODEUR/Lundqvist	Drury

Leading Scorers: Devils, Elias 4g-2a-6pts; NY Rangers, Jagr 2g-6a-8pts.

2009 EASTERN CONFERENCE QUARTERFINALS

DATE	GAME#	RES	SCORE	LOCATION	GOALTENDERS*	WINNING GOAL
04/15/09	1	W	4-1	@ DEVILS	BRODEUR/Ward	PARISE
04/17/09	2	Lo	1-2	@ DEVILS	BRODEUR/Ward	Gleason
04/19/09	3	Wo	3-2	@ Carolina	BRODEUR/Ward	ZAJAC
04/21/09	4	L	3-4	@ Carolina	BRODEUR/Ward	Jokinen
04/23/09	5	W	1-0	@ DEVILS	BRODEUR/Ward	CLARKSON
04/26/09	6	L	0-4	@ Carolina	BRODEUR/Ward	Whitney
04/28/09	7	L	3-4	@ DEVILS	BRODEUR/Ward	Staal

Leading Scorers: Devils, Parise 3g-3a-6pts; Carolina, Staal 5g-2a-7pts.

2010 EASTERN CONFERENCE QUARTERFINALS

DATE	GAME#	RES	SCORE	LOCATION	GOALTENDERS*	WINNING GOAL
04/14/10	1	L	1-2	@ DEVILS	BRODEUR/Boucher	Richards
04/16/10	2	W	3-5	@ DEVILS	BRODEUR/Boucher	ZUBRUS
04/18/10	3	Lo	2-3	@ Philadelphia	BRODEUR/Boucher	Carcillo
04/20/10	4	L	1-4	@ Philadelphia	BRODEUR/Boucher	Briere
04/22/10	5	L	0-3	@ DEVILS	BRODEUR/Boucher	Briere

Leading Scorers: Devils, Kovalchuk 2g-4a-6pts; Philadelphia, Richards 2g-6a-8pts.

2012 EASTERN CONFERENCE QUARTERFINALS

DATE	GAME#	RES	SCORE	LOCATION	GOALTENDERS*	WINNING GOAL
04/13/12	1	W	3-2	@ Florida	BRODEUR/Theodore	CARTER
04/15/12	2	L	2-4	@ Florida	BRODEUR/Theodore	Goc
04/17/12	3	L	3-4	@ DEVILS	HEDBERG/Clemmensen	Campbell
04/19/12	4	W	4-0	@ DEVILS	BRODEUR/Clemmensen	PARISE
04/21/12	5	L	0-3	@ Florida	BRODEUR/Theodore	Versteeeg
04/24/12	6	Wo	3-2	@ DEVILS	BRODEUR/Clemmensen	ZAJAC
04/26/12	7	Wo	3-2	@ Florida	BRODEUR/Theodore	HENRIQUE

Leading Scorers: Devils, Zajac 3g-3a-6pts; Florida, Bergenheim 3g-3a-6pts.

2012 EASTERN CONFERENCE SEMIFINALS

DATE	GAME#	RES	SCORE	LOCATION	GOALTENDERS*	WINNING GOAL
04/29/12	1	Lo	3-4	@ Philadelphia	BRODEUR/Bryzgalov	Briere
05/01/12	2	W	4-1	@ Philadelphia	BRODEUR/Bryzgalov	CLARKSON
05/03/12	3	Wo	4-3	@ DEVILS	BRODEUR/Bryzgalov	PONIKAROVSKY
05/06/12	4	W	4-2	@ DEVILS	BRODEUR/Bryzgalov	ZUBRUS
05/08/12	5	W	3-1	@ Philadelphia	BRODEUR/Bryzgalov	CLARKSON

Leading Scorers: Devils, Kovalchuk 2g-5a-7pts; Philadelphia, Briere 3g-2a-5pts.

2012 EASTERN CONFERENCE FINALS

DATE	GAME#	RES	SCORE	LOCATION	GOALTENDERS*	WINNING GOAL
05/14/12	1	L	0-3	@ NY Rangers	BRODEUR/Lundqvist	Girardi
05/16/12	2	W	3-2	@ NY Rangers	BRODEUR/Lundqvist	CLARKSON
05/19/12	3	L	0-3	@ DEVILS	BRODEUR/Lundqvist	Girardi
05/21/12	4	W	4-1	@ DEVILS	BRODEUR/Lundqvist	ZAJAC
05/23/12	5	W	5-3	@ NY Rangers	BRODEUR/Lundqvist	CARTER
05/25/12	6	Wo	3-2	@ DEVILS	BRODEUR/Lundqvist	HENRIQUE

Leading Scorers: Devils, Parise 3g-3a-6pts; NY Rangers, Fedotenko 2g-3a-5pts.

2012 STANLEY CUP FINALS

DATE	GAME#	RES	SCORE	LOCATION	GOALTENDERS*	WINNING GOAL
05/30/12	1	Lo	1-2	@ DEVILS	BRODEUR/Quick	Kopitar
06/02/12	2	Lo	1-2	@ DEVILS	BRODEUR/Quick	Carter
06/04/12	3	L	0-4	@ Los Angeles	BRODEUR/Quick	Martinez
06/06/12	4	W	3-1	@ Los Angeles	BRODEUR/Quick	HENRIQUE
06/09/12	5	W	2-1	@ DEVILS	BRODEUR/Quick	SALVADOR
06/11/12	6	L	1-6	@ Los Angeles	BRODEUR/Quick	Carter

Leading Scorers: Devils, Salvador 1g-2a-3pts; Los Angeles, Doughty 2g-4a-6pts.

*Denotes goaltender of record.

2018 EASTERN CONFERENCE QUARTERFINALS

DATE	GAME#	RES	SCORE	LOCATION	GOALTENDERS*	WINNING GOAL
4/12/18	1	L	2-5	@ Tampa Bay	KINKAID/Vasilevskiy	Gourde
4/14/18	2	L	3-5	@ Tampa Bay	KINKAID/Vasilevskiy	Kucherov
4/16/18	3	W	5-2	@ DEVILS	SCHNEIDER/Vasilevskiy	NOESEN
4/18/18	4	L	1-3	@ DEVILS	SCHNEIDER/Vasilevskiy	Kucherov
4/21/18	5	L	1-3	@ Tampa Bay	SCHNEIDER/Vasilevskiy	Kucherov

Leading Scorers: Devils, Hall 2g-4a-6pts; Tampa Bay, Kucherov 5g-5a-10pts.

*Denotes goaltender of record.

2023 EASTERN CONFERENCE FIRST ROUND

DATE	GAME#	RES	SCORE	LOCATION	GOALTENDERS*	WINNING GOAL
4/18/23	1	L	1-5	@DEVILS	VANECEK/Shesterkin	Kreider
4/20/23	2	L	1-5	@DEVILS	VANECEK/Shesterkin	Kreider
4/22/23	3	Wo	2-1	@NY Rangers	SCHMID/Shesterkin	HAMILTON
4/24/23	4	W	3-1	@NY Rangers	SCHMID/Shesterkin	SIEGENTHALER
4/27/23	5	W	4-0	@DEVILS	SCHMID/Shesterkin	PALAT
4/29/23	6	L	2-5	@NY Rangers	SCHMID/Shesterkin	Tarasenko
5/1/23	7	W	4-0	@ DEVILS	SCHMID/Shesterkin	MCLEOD

Leading Scorers: Devils, Haula 4g-2a=6pts; NY Rangers, Kreider 6g-3a=9pts

2023 EASTERN CONFERENCE SECOND ROUND

DATE	GAME#	RES	SCORE	LOCATION	GOALTENDERS*	WINNING GOAL
5/3/23	1	L	1-5	@Carolina	SCHMID/Andersen	Jarvis
5/5/23	2	L	1-6	@Carolina	SCHMID/Andersen	Kotkanieni
5/7/23	3	W	8-4	@DEVILS	VANECEK/Kotchetkov	SEVERSON
5/9/23	4	L	1-6	@DEVILS	VANECEK/Andersen	Necas
5/11/23	5	Lo	2-3	@Carolina	SCHMID/Andersen	Fast

Leading Scorers: Devils, J. Hughes 3g-3a=6pts; Carolina, Martinook 3g-7a=10pts

NEW JERSEY DEVILS



25 Lafayette St.
Newark, NJ 07102
(973) 757-6100

DIRECTIONS:

From Newark Penn Station

- Walk through the terminal and up the staircase to Gateway Center.
- Walk the full length of the Gateway Complex and exit the building onto Mulberry Street.
- Continue left on Mulberry Street until reaching Prudential Center, which is across the street on the right.

From New Jersey Turnpike

- Take exit 15E (Newark/Jersey City), follow signs to Raymond Blvd. At the stop light, make a right and proceed about two miles to Mulberry Street (Downtown Newark).
- Turn left onto Mulberry Street.
- Continue past Market Street and Edison Place, Prudential Center is on the right.

From Garden State Parkway South

- Take exit 145, follow signs to Route 280 East (Harrison/Newark).
- Take exit 15A (Route 21/Downtown Newark).
- Make right and proceed for 1/2 mile on Route 21 until the Market Street intersection.
- Make a right at the light onto Market Street.
- Make a left at the next light at the intersection of Market and Mulberry Streets, Prudential Center is on the right.

From Garden State Parkway North/Route 78

- Take exit 142 (Route 78), follow Route 78 East to exit 58A and follow signs for Rts. 1 and 9 North and then proceed to Rt. 21 North (McCarter Highway).
- Continue north on Rt. 21 for approximately 1 1/2 miles. At the Market Street intersection, make a left onto Market Street.
- Make a left at the next light at the intersection of Market and Mulberry Streets, Prudential Center is on the right.

From Newark Liberty International Airport

- Follow signs for Rts. 1 and 9 North and follow directions above for Garden State Parkway North.

From New York City

- From George Washington Bridge or Lincoln Tunnel follow signs to New Jersey Turnpike South.
- Follow directions above for New Jersey Turnpike.

OVERTIME GAMES (18-28, .391)

NO.	DATE	RD./GM.	SCORE	WINNING GOAL	GOALTENDERS	TIME
1.	4/06/88	1/1	DEVILS 3 at NY Islanders 4	Pat LaFontaine	BURKE/Hrudy	6:11
2.	4/10/88	1/4	NY Islanders 5 at DEVILS 4	Duane Sutter	BURKE/Hrudy	15:07
3.	5/04/88	3/2	DEVILS 3 at Boston 2	DOUG BROWN	BURKE/Lemelin	17:46
4.	4/05/90	1/1	Washington 5 at DEVILS 4	Dino Ciccarelli	BURKE/Liut	5:34
5.	4/05/91	1/2	DEVILS 4 at Pittsburgh 5	Jaromir Jagr	TERRERI/Barrasso	8:52
6.	4/27/94	1/6	DEVILS 3 at Buffalo 1	Dave Hannan	BRODEUR/Hasek	65:43
7.	5/03/94	2/2	Boston 6 at DEVILS 5	Don Sweeney	BRODEUR/Casey	9:08
8.	5/07/94	2/4	DEVILS 5 at Boston 4	STEPHANE RICHER	TERRERI/Casey	14:19
9.	5/15/94	3/1	DEVILS 4 at NY Rangers 3	STEPHANE RICHER	BRODEUR/Richter	35:23
10.	5/19/94	3/3	NY Rangers 3 at DEVILS 2	Stephane Matteau	BRODEUR/Richter	26:13
11.	5/27/94	3/7	DEVILS 1 at NY Rangers 2	Stephane Matteau	BRODEUR/Richter	24:24
12.	5/12/95	1/4	Boston 0 at DEVILS 1	RANDY McKAY	BRODEUR/Lacher	8:51
13.	5/26/95	2/4	Pittsburgh 1 at DEVILS 2	NEAL BROTEN	BRODEUR/Wregg	18:36
14.	6/07/95	3/3	Philadelphia 3 at DEVILS 2	Eric Lindros	BRODEUR/Hextall	4:19
15.	4/24/97	1/4	DEVILS 3 at Montreal 4	Patrice Brisebois	BRODEUR/Theodore	47:37
16.	5/11/97	2/5	NY Rangers 2 at DEVILS 1	Adam Graves	BRODEUR/Richter	14:08
17.	4/22/98	1/1	Ottawa 2 at DEVILS 1	Bruce Gardiner	BRODEUR/Rhodes	5:58
18.	4/26/98	1/3	DEVILS 2 at Ottawa 2	Alexei Yashin	BRODEUR/Rhodes	2:47
19.	5/02/99	1/6	DEVILS 2 at Pittsburgh 3	Jaromir Jagr	BRODEUR/Barrasso	8:59
20.	6/08/00	4/5	Dallas 1 at DEVILS 0	Mike Modano	BRODEUR/Belfour	46:21
21.	6/10/00	4/6	DEVILS 2 at Dallas 1	JASON ARNOTT	BRODEUR/Belfour	28:20
22.	4/18/01	1/4	DEVILS 2 at Carolina 3	Rod Brind'Amour	BRODEUR/Irbe	0:46
23.	4/28/01	2/2	Toronto 5 at DEVILS 6	RANDY McKAY	BRODEUR/Joseph	5:31
24.	5/01/01	2/3	DEVILS 3 at Toronto 2	BRIAN RAFALSKI	BRODEUR/Joseph	7:00
25.	4/19/02	1/2	DEVILS 1 at Carolina 2	Bates Battaglia	BRODEUR/Irbe	15:26
26.	4/24/02	1/5	DEVILS 2 at Carolina 3	Josef Vasicsek	BRODEUR/Weekes	8:16
27.	4/26/03	2/2	Tampa Bay 2 at DEVILS 3	JAMIE LANGENBRUNNER	BRODEUR/Khabibulin	2:09
28.	5/02/03	2/5	Tampa Bay 1 at DEVILS 2	GRANT MARSHALL	BRODEUR/Grahame	51:12
29.	5/10/03	3/1	DEVILS 2 at Ottawa 3	Shaun Van Allen	BRODEUR/Lalime	3:08
30.	5/21/03	3/6	Ottawa 2 at DEVILS 1	Chris Phillips	BRODEUR/Lalime	15:51
31.	5/31/03	4/3	DEVILS 2 at Anaheim 3	Ruslan Salei	BRODEUR/Giguere	6:59
32.	6/02/03	4/4	DEVILS 0 at Anaheim 1	Steve Thomas	BRODEUR/Giguere	0:39
33.	5/08/06	2/2	DEVILS 2 at Carolina 3	Niclas Wallin	BRODEUR/Ward, C.	3:09
34.	4/18/07	1/4	DEVILS 4 at Tampa Bay 3	SCOTT GOMEZ	BRODEUR/Holmqvist	12:54
35.	4/28/07	2/2	Ottawa 2 at DEVILS 3	JAMIE LANGENBRUNNER	BRODEUR/Emery	21:55
36.	4/13/08	1/3	DEVILS 4 at NY Rangers 3	JOHN MADDEN	BRODEUR/Lundqvist	6:01
37.	4/17/09	1/2	Carolina 2 at DEVILS 1	Tim Gleason	BRODEUR/Ward	2:40
38.	4/19/09	1/3	DEVILS 3 at Carolina 2	TRAVIS ZAJAC	BRODEUR/Ward	4:58
39.	4/18/10	1/3	DEVILS 2 at Philadelphia 3	Daniel Carcillo	BRODEUR/Boucher	3:35
40.	4/24/12	1/6	Florida 2 at DEVILS 3	TRAVIS ZAJAC	BRODEUR/Clemmensen	5:39
41.	4/26/12	1/7	DEVILS 3 at Florida 2	ADAM HENRIQUE	BRODEUR/Theodore	23:47
42.	4/29/12	2/1	DEVILS 3 at Philadelphia 4	Danny Briere	BRODEUR/Bryzgalov	4:36
43.	5/03/12	2/3	Philadelphia 3 at DEVILS 4	ALEXEI PONIKAROV/SKY	BRODEUR/Bryzgalov	17:21
44.	5/25/12	3/6	NY Rangers 2 at DEVILS 3	ADAM HENRIQUE	BRODEUR/Lundqvist	1:03
45.	5/30/12	4/1	Los Angeles 2 at DEVILS 1	Anze Kopitar	BRODEUR/Quick	8:13
46.	6/02/12	4/2	Los Angeles 2 at DEVILS 1	Jeff Carter	BRODEUR/Quick	13:42
47.	4/22/23	1/3	DEVILS 2 at NY Rangers 1	DOUGIE HAMILTON	SCHMID/Shesterkin	11:36
48.	5/11/23	2/5	DEVILS 2 at Carolina 3	Jesper Fast	SCHMID/Andersen	7:09

CURRENT DEVILS' OVERTIME GOALS

NO.	DATE	SCORE	TIME	GOALTENDER
DOUGIE HAMILTON (1)				
1.	4/22/23	DEVILS 2 at NY Rangers 1	11:36	Shesterkin

SHUTOUTS

NO.	DATE	GOALTENDER	SCORE
1.	4/09/88	Sean Burke	NY Islanders 0 at DEVILS 3
2.	5/09/94	Martin Brodeur	Boston 0 at Devils 2
3.	5/07/95	Martin Brodeur	DEVILS 5 at Boston 0
4.	5/08/95	Martin Brodeur	DEVILS 3 at Boston 0
5.	5/12/95	Martin Brodeur	Boston 0 at DEVILS 1 (OT)
6.	4/26/97	Martin Brodeur	Montreal 0 at DEVILS 4
7.	5/02/97	Martin Brodeur	NY Rangers 0 at DEVILS 2
8.	4/29/00	Martin Brodeur	DEVILS 1 at Toronto 0
9.	5/08/00	Martin Brodeur	Toronto 0 at DEVILS 3
10.	4/15/01	Martin Brodeur	Carolina 0 at DEVILS 2
11.	4/17/01	Martin Brodeur	DEVILS 4 at Carolina 0
12.	5/17/01	Martin Brodeur	DEVILS 5 at Pittsburgh 0
13.	5/19/01	Martin Brodeur	DEVILS 3 at Pittsburgh 0
14.	4/21/02	Martin Brodeur	Carolina 0 at DEVILS 4
15.	4/13/03	Martin Brodeur	DEVILS 3 at Boston 0
16.	4/17/03	Martin Brodeur	Boston 0 at DEVILS 3
17.	4/24/03	Martin Brodeur	Tampa Bay 0 at DEVILS 3
18.	5/15/03	Martin Brodeur	Ottawa 0 at DEVILS 1
19.	5/27/03	Martin Brodeur	Anaheim 0 at DEVILS 3
20.	5/29/03	Martin Brodeur	Anaheim 0 at DEVILS 3
21.	6/09/03	Martin Brodeur	Anaheim 0 at DEVILS 3
22.	4/26/06	Martin Brodeur	DEVILS 3 at NY Rangers 0
23.	4/20/07	Martin Brodeur	Tampa Bay 0 at DEVILS 3
24.	4/23/09	Martin Brodeur	Carolina 0 at DEVILS 1
25.	4/19/12	Martin Brodeur	Florida 0 at DEVILS 4
26.	4/27/23	Akira Schmid	NY Rangers 0 at DEVILS 4
27.	5/1/23	Akira Schmid	NY Rangers 0 at DEVILS 4

SHUTOUTS VS. DEVILS

NO.	DATE	GOALTENDER	SCORE
1.	4/15/91	Frank Pietrangelo	DEVILS 0 at Pittsburgh 4
2.	4/25/92	Mike Richter	NY Rangers 3 at DEVILS 0
3.	4/20/93	Tom Barrasso	DEVILS 0 at Pittsburgh 7
4.	4/17/94	Dominik Hasek	Buffalo 2 at DEVILS 0
5.	4/27/94	Dominik Hasek	DEVILS 0 at Buffalo 1 (4 OT)
6.	5/27/94	Mike Richter	DEVILS 0 at NY Rangers 4
7.	5/04/97	Mike Richter	NY Rangers 2 at DEVILS 0
8.	5/08/97	Mike Richter	DEVILS 0 at NY Rangers 3
9.	6/08/00	Ed Belfour	Dallas 1 at DEVILS 0 (3 OT)
10.	4/26/01	Curtis Joseph	Toronto 2 at DEVILS 0
11.	5/26/01	Patrick Roy	DEVILS 0 at Colorado 5
12.	6/07/01	Patrick Roy	Colorado 4 at DEVILS 0
13.	4/27/02	Kevin Weekes	Carolina 1 at DEVILS 0
14.	6/02/03	Jean-Sebastien Giguere	DEVILS 0 at Anaheim 1 (OT)
15.	4/14/04	Robert Esche	Philadelphia 3 at DEVILS 0
16.	5/06/06	Cam Ward	DEVILS 0 at Carolina 6
17.	4/30/07	Ray Emery	DEVILS 0 at Ottawa 2
18.	4/26/09	Cam Ward	DEVILS 0 at Carolina 4
19.	4/22/10	Brian Boucher	Philadelphia 3 at DEVILS 0
20.	4/21/12	Jose Theodore	DEVILS 0 at Florida 3
21.	5/14/12	Henrik Lundqvist	DEVILS 0 at NY Rangers 3
22.	5/19/12	Henrik Lundqvist	NY Rangers 3 at DEVILS 0
23.	6/04/12	Jonathan Quick	DEVILS 0 at Los Angeles 4

HAT TRICKS

NO.	DATE	PLAYER	SCORE	GOALTENDER(S)
1.	4/20/88	Aaron Broten	DEVILS 5 at Washington 2	Peeters
2.	4/22/88	Mark Johnson (4)	Washington 4 at DEVILS 10	Malarchuk (2), Peeters (2)
3.	4/22/88	Patrik Sundstrom	Washington 4 at DEVILS 10	Malarchuk (1), Peeters (2)
4.	4/22/97	Valeri Zelepukin	DEVILS 6 at Montreal 4	Thibault
5.	4/24/06	John Madden	NY Rangers 1 at DEVILS 4	Weekes

HAT TRICKS VS. DEVILS

NO.	DATE	PLAYER	SCORE	GOALTENDER(S)
1.	4/05/90	Dino Ciccarelli (OT)	Washington 5 at DEVILS 4 (OT)	Burke
2.	4/27/92	Mike Gartner	DEVILS 5 at NY Rangers 8	Terreri
3.	5/25/94	Mark Messier	NY Rangers 4 at DEVILS 2	Brodeur (2), ENG
4.	4/28/98	Daniel Alfredsson	Ottawa 4 at DEVILS 3	Brodeur

CURRENT DEVILS' HAT TRICKS

NO.	DATE	PLAYER	SCORE	GOALTENDER(S)
None				

PENALTY SHOTS

NO.	DATE	SHOOTER	GOALTENDER	SITE	RESULT
1.	4/18/08	Dino Madden	Henrik Lundqvist, NYR	New Jersey	Save
2.	4/18/23	Jack Hughes	Igor Shesterkin, NYR	New Jersey	GOAL

CURRENT DEVILS' PENALTY SHOTS

SHOOTER	DATE	OPPOSITION	RESULT	SCORE
1.	4/18/23	Jack Hughes	Igor Shesterkin, NYR	GOAL
				NYR 5 at NJD 1
GOALTENDER	DATE	OPPOSITION	RESULT	SCORE
Vitek Vanecek	5/7/23	vs. Jordan Martinook, CAR (SH)	Score	CAR 8 at NJD 4

SEASON

STREAKS

LONGEST WINNING

6 - 6/11-24/95, 5/22-6/5/95

At Home

8 - 4/9-5/17/03

On Road

7 - 5/22-6/20/95

LONGEST LOSING

4 - 5/4-11/97

At Home

3 - 4/9-18/08

On Road

3 - Accomplished seven times, most recently 5/6-14/06

LONGEST SHUTOUT STREAK

166:01 - 4/25-29/94

At Home

158:26 - 4/11-26/03

On Road

148:50 - 5/7-26/01

MOST CONSECUTIVE GAMES WITHOUT BEING SHUTOUT

35 - 5/11/87-5/5/00

LONGEST SCORELESS STREAK

145:31 - 6/5-10/00

At Home

153:39 - 6/1-8/00

On Road

155:46 - 4/23-5/5/94

WINS

MOST WINS

16 - 2002-03, 1999-00, 1994-95

At Home

12 - 2002-03

On Road

10 - 1999-00, 1994-95

FEWEST WINS

1 - Accomplished four times, most recently 2009-10

(franchise record)

0 - 1977-78

At Home

0 - 2007-08

(franchise record)

0 - 2007-08, 1977-78

On Road

0 - Accomplished five times, most recently 2009-010

(franchise record)

0 - Accomplished six times, most recently 2009-10

LOSSES

FEWEST LOSSES

4 - Accomplished 13 times, most recently 2009-10

(franchise record)

2 - 1977-78

At Home

1 - Accomplished seven times, most recently 2005-06

(franchise record)

1 - Accomplished eight times, most recently 2005-06

On Road

1 - 2007-08, 1994-95

(franchise record)

1 - 2007-08, 1994-95, 1977-78

MOST LOSSES

10 - 2011-12, 2000-01

At Home

6 - 2000-01

On Road

7 - 2002-03

GOALS

MOST GOALS SCORED

69 - 2000-01

At Home

39 - 2002-03

On Road

39 - 1994-95

FEWEST GOALS SCORED

9 - 2009-10, 2003-04

(franchise record)

3 - 1977-78

At Home

4 - 2003-04

(franchise record)

1 - 1977-78

On Road

3 - 2009-10

(franchise record)

2 - 1977-78

FEWEST GOALS OPPONENT

9 - 2001-02

(franchise record)

6 - 1977-78

At Home

2 - 2001-02

On Road

7 - 2009-10, 2001-02, 1989-90

(franchise record)

3 - 1977-78

MOST GOALS OPPONENT

71 - 1987-88

At Home

35 - 1987-88

On Road

36 - 2011-12, 1987-88

POWER PLAY

MOST POWER PLAY GOALS

23 - 1987-88

At Home

12 - 1987-88

On Road

12 - 1994-95

FEWEST POWER PLAY GOALS

3 - Accomplished four times, last time 2017-18

(franchise record)

1 - 1977-78

At Home

1 - 2009-10, 1998-99

(franchise record)

0 - 1977-78

On Road

0 - 2008-09, 2003-04

MOST POWER PLAY CHANCES

117 - 1987-88 (23 PPGs, 19.7%)

At Home

57 - 2000-01 (7 PPGs, 12.3%)

On Road

67 - 1987-88 (11 PPGs, 16.4%)

FEWEST POWER PLAY CHANCES

18 - 2003-04 (3 PPGs, 16.7%)

(franchise record)

5 - 1977-78 (1 PPG, 20.0%)

At Home

9 - 2003-04 (3 PPGs, 33.3%)

(franchise record)

2 - 1977-78

On Road

9 - 2008-09 (0 PPGs, 0.0%)

2003-04 (0 PPGs, 0.0%)

(franchise record)

3 - 1977-78 (1 PPG, 33.3%)

FEWEST PPGs OPPONENT

2 - 2008-09

(franchise record)

1 - 1977-78

At Home

0 - 1999-00, 1997-98

(franchise record)

0 - 1999-00, 1997-98, 1977-78

On Road

1 - 2008-09

(franchise record)

1 - 2008-09, 1977-78

MOST PPGs OPPONENT

22 - 2011-12, 1987-88

At Home

8 - 1987-88

On Road

16 - 2011-12

MOST TIMES SHORTHANDED

128 - 1987-88 (22 PPGA, 82.8%)

At Home

59 - 1987-88 (8 PPGA, 86.4%)

On Road

69 - 1987-88 (14 PPGA, 79.7%)

FEWEST TIMES SHORTHANDED

12 - 2003-04 (4 PPGA, 66.7%)

(franchise record)

5 - 1977-78 (1 PPGA, 80.0%)

At Home

6 - 2003-04 (2 PPGA, 66.7%)

(franchise record)

0 - 1977-78

On Road

6 - 2003-04 (2 PPGA, 66.7%)

(franchise record)

3 - 1977-78 (1 PPGA, 66.7%)

MOST SHORTHANDED GOALS

4 - 2005-06, 1999-00, 1987-88

At Home

3 - 2005-06

On Road

2 - 1999-00, 1987-88

FEWEST SHORTHANDED GOALS

0 - Accomplished four times, most recently 2008-09

(franchise record)

0 - Accomplished five times, most recently 2008-09

At Home

0 - Accomplished ten times, most recently 2011-12

(franchise record)

0 - Accomplished 11 times, most recently 2011-12

On Road

0 - Accomplished nine times, most recently 2009-10

(franchise record)

0 - Accomplished ten times, most recently 2009-10

FEWEST SHG OPPONENT

0 - Accomplished nine times, most recently 2009-10

(franchise record)

0 - Accomplished ten times, most recently 2009-10

MOST SHG OPPONENT

5 - 1987-88

At Home

4 - 1987-88

On Road

4 - 1991-92

PENALTY MINUTES

MOST PENALTY MINUTES

869 - 1987-88

At Home

471 - 1987-88

On Road

398 - 1987-88

FEWEST PENALTY MINUTES

28 - 2003-04

(franchise record)

25 - 1977-78

At Home

12 - 2003-04

(franchise record)

0 - 1977-78

On Road

16 - 2003-04

MOST PIM OPPONENT

836 - 1987-88

At Home

440 - 1987-88

On Road

396 - 1987-88

FEWEST PIM OPPONENT

40 - 2003-04

(franchise record)

29 - 1977-78

At Home

18 - 2003-04

(franchise record)

4 - 1977-78

On Road

22 - 2003-04

SHOTS

MOST SHOTS

727 - 1999-00

At Home

397 - 2002-03

On Road

385 - 1999-00

FEWEST SHOTS

135 - 2009-10

(franchise record)

35 - 1977-78

At Home

58 - 2003-04

(franchise record)

17 - 1977-78

On Road

50 - 2009-10

(franchise record)

18 - 1977-78

FEWEST SHOTS OPPONENT

126 - 2009-10

(franchise record)

89 - 1977-78

At Home
50 - 2003-04
(franchise record)
45 - 1977-78

On Road
62 - 2009-10
(franchise record)
44 - 1977-78

MOST SHOTS OPPONENT
647 - 2011-12
At Home
328 - 2002-03
On Road
373 - 1993-94

FOUR-GAME SERIES

GOALS

MOST GOALS SCORED

17 - ECQF vs. NYR: 2005-06
At Home
10 - ECQF vs. NYR: 2005-06, SCF vs. Det.: 1994-95

On Road

7 - ECQF vs. NYR: 2005-06

MOST GOALS OPPONENT

7 - SCF vs. Det.: 1994-95

At Home

4 - ECQF vs. Fla.: 1999-00, SCF vs. Det.: 1994-95

On Road

3 - SCF vs. Det.: 1994-95

MOST GOALS BOTH TEAMS

23 - SCF vs. Det. (NJ 16, Det. 7): 1994-95

At Home

14 - SCF vs. Det. (NJ 10, Det. 4): 1994-95

On Road

9 - ECQF vs. NYR (NJ 7, NYR 2): 2005-06

SCF vs. Det. (NJ 6, Det. 3): 1994-95

GREATEST GOAL DIFFERENTIAL FOR

13 - ECQF vs. NYR (NJ 17, NYR 4): 2005-06

At Home

8 - ECQF vs. NYR (NJ 10, NYR 2): 2005-06

On Road

5 - ECQF vs. NYR (NJ 7, NYR 2): 2005-06

GREATEST GOAL DIFFERENTIAL AGAINST

n/a

POWER PLAY

MOST POWER PLAY GOALS

8 - ECQF vs. NYR: 2005-06

At Home

6 - ECQF vs. NYR: 2005-06

On Road

2 - ECQF vs. NYR: 2005-06, ECQF vs. Fla.: 1999-00,

SCF vs. Det.: 1994-95

MOST POWER PLAY CHANCES

27 - ECQF vs. NYR: 2005-06 (8-27)

At Home

19 - ECQF vs. NYR: 2005-06 (6-19)

On Road

8 - ECQF vs. NYR: 2005-06 (2-8)

MOST POWER PLAY GOALS OPPONENT

4 - SCF vs. Det.: 1994-95

At Home

2 - ECQF vs. NYR.: 2005-06, SCF vs. Det.: 1994-95

On Road

2 - ECQF vs. Fla.: 1999-00, SCF vs. Det.: 1994-95

MOST SHORTHANDED SITUATIONS

21 - ECQF vs. NYR: 2005-06 (2-21)

At Home

13 - ECQF vs. NYR: 2005-06 (1-13)

On Road

9 - SCF vs. Det.: 1994-88 (2-9)

ASSISTS

MOST ASSISTS

36 - SCF vs. Det.: 1994-95

At Home

20 - ECQF vs. NYR: 2005-06, SCF vs. Det.: 1994-95

On Road

11 - ECQF vs. NYR: 2005-06, ECQF vs. Fla.: 1999-00

MOST ASSISTS OPPONENT

14 - SCF vs. Det.: 1994-95

At Home

8 - SCF vs. Det.: 1994-95

On Road

6 - SCF vs. Det.: 1994-95

MOST ASSISTS BOTH TEAMS

44 - SCF vs. Det. (NJ 30, Det. 14): 1994-95

At Home

28 - SCF vs. Det. (NJ 20, Det. 8): 1994-95

On Road

16 - SCF vs. Det. (NJ 10, Det. 6): 1994-95

POINTS

MOST POINTS

48 - ECQF vs. NYR (17g-31a): 2005-06

At Home

30 - ECQF vs. NYR (10g-20a): 2005-06

SCF vs. Det. (10g-20a): 1994-95

On Road

18 - ECQF vs. NYR (7g-11a): 2005-06

MOST POINTS OPPONENT

21 - SCF vs. Det. (7g-14a): 1994-95

At Home

12 - SCF vs. Det. (4g-8a): 1994-95

On Road

9 - SCF vs. Det. (3g-6a): 1994-95

MOST POINTS BOTH TEAMS

67 - SCF vs. Det. (NJ 16-30-46, Det. 7-14-21): 1994-95

At Home

42 - SCF vs. Det. (NJ 10-20-30, Det. 4-8-12): 1994-95

On Road

25 - SCF vs. Det. (NJ 6-10-16, Det. 3-6-9): 1994-95

PENALTY MINUTES

MOST PENALTY MINUTES

56 - SCF vs. Det.: 1994-95

At Home

35 - ECQF vs. NYR: 2005-06

On Road

22 - ECQF vs. Fla.: 1999-00

MOST PENALTY MINUTES OPPONENT

71 - ECQF vs. NYR: 2005-06

At Home

55 - ECQF vs. NYR: 2005-06

On Road

26 - ECQF vs. Fla.: 1999-00

MOST PENALTY MINUTES BOTH TEAMS

122 - ECQF vs. NYR (NYR 71, NJ 51): 2005-06

At Home

90 - ECQF vs. NYR (NYR 55, NJ 35): 2005-06

On Road

48 - ECQF vs. Fla. (Fla. 26, NJ 22): 1999-00

SHOTS

MOST SHOTS

136 - ECQF vs. Fla.: 1999-00

At Home

61 - ECQF vs. Fla.: 1999-00

On Road

75 - ECQF vs. Fla.: 1999-00

MOST SHOTS OPPONENT

114 - ECQF vs. NYR: 2005-06

At Home

56 - ECQF vs. NYR: 2005-06

On Road

58 - ECQF vs. NYR: 2005-06, ECQF vs. Fla.: 1999-00

MOST SHOTS BOTH TEAMS

237 - ECQF vs. Fla. (NJ 136, Fla. 101): 1999-00

At Home

111 - ECQF vs. NYR (NYR 56, NJ 55): 2005-06

On Road

133 - ECQF vs. Fla. (NJ 75, Fla. 58): 1999-00

FEWEST SHOTS

104 - ECQF vs. NYR: 2005-06

At Home

55 - ECQF vs. NYR: 2005-06

On Road

49 - ECQF vs. NYR: 2005-06

FEWEST SHOTS OPPONENT

75 - SCF vs. Det.: 1994-95

At Home

40 - SCF vs. Det.: 1994-95

On Road

35 - SCF vs. Det.: 1994-95

FEWEST SHOTS BOTH TEAMS

183 - SCF vs. Det. (NJ 108, Det. 75): 1994-95

At Home

97 - SCF vs. Det. (NJ 57, Det. 40): 1994-95

On Road

86 - SCF vs. Det. (NJ 51, Det. 35): 1994-95

FIVE-GAME SERIES

GOALS

MOST GOALS SCORED

22 - ECQF vs. Mtl.: 1996-97

At Home

13 - ECQF vs. Mtl.: 1996-97

On Road

11 - ECQF vs. Bos.: 1995-96

MOST GOALS OPPONENT

23 - PDSF vs. Pit.: 1992-93

At Home

11 - ECQF vs. NYR: 2007-08

On Road

18 - PDSF vs. Pit.: 1992-93

MOST GOALS BOTH TEAMS

36 - PDSF vs. Pit. (Pit. 23, NJ 13): 1992-93

At Home

19 - ECSF vs. Ott. (Ott. 10, NJ 9): 2006-07

On Road

24 - PDSF vs. Pit. (Pit. 16, NJ 8): 1992-93

GREATEST GOAL DIFFERENTIAL FOR

11 - ECQF vs. Mtl. (NJ 22, Mtl. 11): 1996-97

At Home

10 - ECQF vs. Mtl. (NJ 13, Mtl. 3): 1996-97

On Road

9 - ECQF vs. Bos. (NJ 11, Bos. 2): 1994-95

GREATEST GOAL DIFFERENTIAL AGAINST

10 - PDSF vs. Pit. (Pit. 23, NJ 13): 1992-93

At Home

6 - ECQF vs. NYR (NYR 11, NJ 5): 2007-08

On Road

12 - PDSF vs. Pit. (Pit. 18, NJ 6): 1992-93

POWER PLAY

MOST POWER PLAY GOALS

9 - ECQF vs. Mtl.: 1996-97

At Home

6 - ECQF vs. Mtl.: 1996-97

On Road

4 - ECQF vs. Bos.: 1994-95

MOST POWER PLAY CHANCES

32 - ECQF vs. Phi.: 2009-10 (4-32)

At Home

17 - ECQF vs. Mtl.: 1996-97 (6-17)

On Road

17 - PDSF vs. Pit.: 1992-93 (1-17)

MOST POWER PLAY GOALS OPPONENT

9 - ECSF vs. Car.: 2005-06

At Home

5 - ECQF vs. Phi.: 2009-10

On Road

7 - ECSF vs. Car.: 2005-06

MOST SHORTHANDED SITUATIONS

29 - ECQF vs. Phi.: 2009-10 (8-29)

At Home

18 - ECQF vs. Phi.: 2009-10 (5-18)

On Road

18 - PDSF vs. Pit.: 1992-93 (6-18)

ASSISTS

MOST ASSISTS

37 - ECQF vs. Mtl.: 1996-97

At Home

23 - ECQF vs. Mtl.: 1996-97

On Road

17 - ECSF vs. Pit.: 1994-95, ECQF vs. Bos.: 1994-95

MOST ASSISTS OPPONENT

44 - PDSF vs. Pit.: 1992-93

At Home

21 - ECQF vs. NYR: 2007-08

On Road

35 - PDSF vs. Pit.: 1992-93

MOST ASSISTS BOTH TEAMS

64 - PDSF vs. Pit. (Pit. 44, NJ 20): 1992-93

At Home

29 - ECQF vs. NYR (NYR 21, NJ 8): 2007-08

On Road

46 - PDSF vs. Pit. (Pit. 35, NJ 11): 1992-93

POINTS

MOST POINTS

59 - ECQF vs. Mtl. (22g-37a): 1996-97

At Home

36 - ECQF vs. Mtl. (13g-23a): 1996-97

On Road

28 - ECSF vs. Bos. (11g-17a): 1994-95

MOST POINTS OPPONENT

67 - PDSF vs. Pit. (23g-44a): 1992-93

At Home

32 - ECQF vs. NYR (11g-21a): 2007-08

On Road

53 - PDSF vs. Pit. (18g-35a): 1992-93

MOST POINTS BOTH TEAMS

100 - PDSF vs. Pit. (Pit. 23-44-67, NJ 13-20-33): 1992-93

At Home

47 - ECSF vs. Ott. (NJ 9-15-24, Ott. 10-13-23): 2006-07

On Road

70 - PDSF vs. Pit.: (Pit. 18-35-53, NJ 6-11-17): 1992-93

PENALTY MINUTES

MOST PENALTY MINUTES

125 - ECSF vs. NYR: 1996-97

At Home

76 - ECQF vs. TB: 2017-18

On Road

105 - ECSF vs. NYR: 1996-97

MOST PENALTY MINUTES OPPONENT

105 - ECQF vs. Mtl.: 1996-97

At Home

75 - ECQF vs. Mtl.: 1996-97

On Road

82 - ECQF vs. TB: 2017-18

MOST PENALTY MINUTES BOTH TEAMS

227 - ECSF vs. NYR (NJ 125, NYR 102): 1996-97

At Home

118 - ECQF vs. Mtl. (Mtl. 75, NJ 43): 1996-97

On Road

177 - ECSF vs. NYR (NJ 105, NYR 72): 1996-97

SHOTS

MOST SHOTS

211 - ECQF vs. Mtl.: 1996-97

At Home

125 - ECQF vs. Mtl.: 1996-97

On Road

102 - ECQF vs. TB: 2017-18

MOST SHOTS OPPONENT

165 - ECSF vs. Ott.: 2006-07

At Home

95 - ECSF vs. Ott.: 2006-07

On Road

107 - ECSF vs. Car.: 2005-06

MOST SHOTS BOTH TEAMS

353 - ECQF vs. Mtl. (NJ 211, Mtl. 142): 1996-97

At Home

201 - ECQF vs. Mtl. (NJ 125, Mtl. 76): 1996-97

On Road

181 - ECQF vs. Phi. (NJ 97, Phi. 84): 2003-04

FEWEST SHOTS

125 - ECSF vs. Car.: 2005-06

At Home

58 - ECQF vs. Phi.: 2003-04, ECQF vs. Bos.: 1994-95

On Road

47 - ECQF vs. Bos.: 2002-03

FEWEST SHOTS OPPONENT

99 - ECF vs. Pit.: 2000-01

At Home

44 - ECSF vs. Car.: 2005-06

On Road

41 - ECF vs. Pit.: 2000-01

FEWEST SHOTS BOTH TEAMS

247 - ECF vs. Pit. (NJ 148, Pit. 99): 2000-01

At Home

107 - ECSF vs. Car. (NJ 63, Car. 44): 2005-06

On Road

106 - ECQF vs. Bos. (Bos. 59, NJ 47): 2002-03

SIX-GAME SERIES

GOALS

MOST GOALS SCORED

23 - PDSF vs. NYI: 1987-88

At Home

13 - PDSF vs. Wsh.: 1989-90, PDSF vs. NYI: 1987-88

On Road

14 - ECSF vs. Bos.: 1993-94

MOST GOALS OPPONENT

21 - PDSF vs. Wsh.: 1989-90

At Home

14 - PDSF vs. Wsh.: 1989-90

On Road

11 - SCF vs. LA: 2011-12

MOST GOALS BOTH TEAMS

41 - PDSF vs. NYI (NJ 23, NYI 18): 1987-88

At Home

27 - PDSF vs. Wsh. (Wsh. 14, NJ 13): 1989-90

On Road

23 - ECSF vs. Bos. (NJ 14, Bos. 9): 1993-94

GREATEST GOAL DIFFERENTIAL FOR

12 - ECQF vs. Car. (NJ 20, Car. 8): 2000-01

At Home

6 - ECSF vs. Tor. (NJ 10, Tor. 4): 1999-00

On Road

7 - ECQF vs. Car. (NJ 11, Car. 4): 2000-01

ECF vs. Phi. (NJ 12, Phi. 5): 1994-95

GREATEST GOAL DIFFERENTIAL AGAINST

8 - SCF vs. LA (LA 16, NJ 8): 2011-12

At Home

1 - SCF vs. LA (LA 5, NJ 4): 2011-12

ECF vs. Phi. (Phi. 9, NJ 8): 1994-95

PDSF vs. Wsh. (Wsh. 14, NJ 13): 1989-90

On Road

7 - SCF vs. LA (LA 11, NJ 4): 2011-12

POWER PLAY**MOST POWER PLAY GOALS**

10 - PDSF vs. NYI: 1987-88

At Home

6 - ECQF vs. Mtl.: 1996-97, PDSF vs. NYI: 1987-88

On Road

4 - ECF vs. Phi.: 1994-95, PDSF vs. NYI: 1987-88

MOST POWER PLAY CHANCES

43 - PDSF vs. NYI: 1987-88 (10-43)

At Home

20 - PDSF vs. NYI: 1987-88 (6-20)

On Road

23 - PDSF vs. NYI: 1987-88 (4-23)

MOST POWER PLAY GOALS OPPONENT

6 - SCF vs. LA: 2011-12

At Home

2 - PDSF vs. Wsh.: 1989-90

On Road

6 - SCF vs. LA: 2011-12

MOST SHORTHANDED SITUATIONS

38 - PDSF vs. NYI: 1987-88 (5-38)

At Home

16 - PDSF vs. NYI: 1987-88 (0-16)

On Road

22 - PDSF vs. NYI: 1987-88 (5-22)

ASSISTS**MOST ASSISTS**

43 - PDSF vs. NYI: 1987-88

At Home

26 - PDSF vs. NYI: 1987-88

On Road

19 - ECQF vs. Car.: 2000-01, ECF vs. Phi.: 1994-95,

ECSF vs. Bos. 1993-94

MOST ASSISTS OPPONENT

28 - PDSF vs. Wsh.: 1990-91

At Home

18 - PDSF vs. Wsh.: 1990-91

On Road

20 - SCF vs. LA: 2011-12

MOST ASSISTS BOTH TEAMS

66 - PDSF vs. NYI (NJ 43, NYI 23): 1987-88

At Home

39 - PDSF vs. Wsh. (NJ 21, Wsh. 18): 1989-90

On Road

34 - ECSF vs. Bos. (NJ 19, Bos. 15): 1994-95

POINTS**MOST POINTS**

66 - PDSF vs. NYI (23g-43a): 1987-88

At Home

39 - PDSF vs. NYI (13g-26a): 1987-88

On Road

33 - ECSF vs. Bos. (14g-19a): 1993-94

MOST POINTS OPPONENT

49 - PDSF vs. Wsh. (21g-28a): 1989-90

At Home

32 - PDSF vs. Wsh. (14g-18a): 1989-90

On Road

31 - SCF vs. LA (11g-20a): 2011-12

MOST POINTS BOTH TEAMS

107 - PDSF vs. NYI (NJ 23-43-66, NYI 18-23-41):

1987-88

At Home

67 - PDSF vs. Wsh. (NJ 13-22-35, Wsh. 14-18-32):

1989-90

On Road

57 - ECSF vs. Bos. (NJ 14-19-33, Bos. 9-15-24):

1993-94

PENALTY MINUTES**MOST PENALTY MINUTES**

241 - PDSF vs. NYI: 1987-88

At Home

146 - PDSF vs. Wsh.: 1989-90

On Road

127 - PDSF vs. NYI: 1987-88

MOST PENALTY MINUTES OPPONENT

252 - PDSF vs. NYI: 1987-88

At Home

135 - PDSF vs. Wsh.: 1989-90

On Road

129 - PDSF vs. NYI: 1987-88

MOST PENALTY MINUTES BOTH TEAMS

493 - PDSF vs. NYI (NYI 252, NJ 241): 1987-88

At Home

281 - PDSF vs. Wsh. (NJ 146, Wsh. 135): 1989-90

On Road

256 - PDSF vs. NYI (NYI 129, NJ 127): 1987-88

SHOTS**MOST SHOTS**

209 - SCF vs. Dal.: 1999-00

At Home

104 - ECQF vs. Car.: 2000-01

On Road

108 - ECQF vs. Car.: 2001-02

MOST SHOTS OPPONENT

188 - ECSF vs. Bos.: 1993-94

At Home

101 - PDSF vs. NYI: 1987-88

On Road

110 - ECSF vs. Bos.: 1993-94

MOST SHOTS BOTH TEAMS

359 - ECSF vs. Bos. (Bos. 188, NJ 171): 1993-94

At Home

181 - ECF vs. NYR (NJ 95, NYR 86): 2011-12

On Road

164 - ECSF vs. Bos. (Bos. 110, NJ 84): 1993-94

FEWEST SHOTS

133 - SCF vs. LA: 2011-12

At Home

69 - SCF vs. LA: 2011-12

On Road

64 - SCF vs. LA: 2011-12

FEWEST SHOTS OPPONENT

114 - ECQF vs. Car.: 2000-01

At Home

50 - ECQF vs. Car.: 2000-01

On Road

59 - ECF vs. Phi.: 1994-95

FEWEST SHOTS BOTH TEAMS

284 - SCF vs. LA (LA 151, NJ 133): 2011-12

At Home

150 - ECSF vs. Tor. (NJ 99, Tor. 51): 1999-00

On Road

132 - SCF vs. LA (LA 68, NJ 64): 2011-12

SEVEN-GAME SERIES**GOALS****MOST GOALS SCORED**

25 - PDSF vs. NYR: 1991-92, PDF vs. Wsh.: 1987-88

At Home

15 - SCF vs. Ana.: 2002-03

On Road

17 - PDSF vs. NYR: 1991-92

MOST GOALS OPPONENT

30 - WCF vs. Bos.: 1987-88

At Home

15 - PDF vs. Wsh.: 1987-88

On Road

21 - PDSF vs. NYR: 1991-92

MOST GOALS BOTH TEAMS

53 - PDSF vs. NYR (NYR 28, NJ 25): 1991-92

At Home

28 - PDF vs. Wsh. (Wsh. 15, NJ 13): 1987-88

On Road

38 - PDSF vs. NYR (NYR 21, NJ 17): 1991-92

GREATEST GOAL DIFFERENTIAL FOR

7 - SCF vs. Ana. (NJ 19, Ana. 12): 2002-03

At Home

12 - SCF vs. Ana. (NJ 15, Ana. 3): 2002-03

On Road

6 - ECF vs. Phi. (NJ 13, Phi. 7): 1999-00

GREATEST GOAL DIFFERENTIAL AGAINST

11 - WCF vs. Bos. (Bos. 30, NJ 19): 1987-88

At Home

5 - SCF vs. Col. (Col. 9, NJ 4): 2000-01

On Road

11 - WCF vs. Bos. (Bos. 20, NJ 9): 1987-88

POWER PLAY

MOST POWER PLAY GOALS

8 - PDSF vs. Pit.: 1990-91, PDF vs. Wsh.: 1987-88

At Home

4 - Accomplished four times, most recently ECQF vs. Fla.: 2011-12

On Road

4 - Accomplished six times, most recently ECQF vs. Pit.: 1998-99

MOST POWER PLAY CHANCES

38 - ECQF vs. Buf.: 1993-94 (4-38)

WCF vs. Bos.: 1987-88 (5-38)

At Home

20 - ECSF vs. Tor.: 2000-01 (3-20)

On Road

24 - WCF vs. Bos.: 1987-88 (3-24)

MOST POWER PLAY GOALS OPPONENT

11 - WCF vs. Bos.: 1987-88

At Home

4 - WCF vs. Bos., PDF vs. Wsh.: 1987-88

On Road

7 - WCF vs. Bos.: 1987-88

MOST SHORTHANDED SITUATIONS

52 - PDF vs. Wsh.: 1987-88 (6-52)

At Home

29 - PDF vs. Wsh.: 1987-88 (4-29)

On Road

24 - WCF vs. Bos.: 1987-88 (7-24)

ASSISTS

MOST ASSISTS

44 - PDSF vs. NYR: 1991-92

At Home

29 - SCF vs. Ana.: 2002-03

On Road

31 - PDSF vs. NYR: 1991-92

MOST ASSISTS OPPONENT

47 - WCF vs. Bos.: 1991-92

At Home

21 - PDF vs. Wsh.: 1987-88

On Road

32 - WCF vs. Bos.: 1987-88

MOST ASSISTS BOTH TEAMS

85 - PDSF vs. NYR (NJ 44, NYR 41): 1991-92

At Home

42 - ECSF vs. Tor. (NJ 23, Tor. 19): 2000-01

On Road

63 - PDSF vs. NYR (NYR 32, NJ 31): 1991-92

POINTS

MOST POINTS

69 - PDSF vs. NYR (25g-44a): 1991-92

At Home

44 - SCF vs. Ana. (15g-29a): 2002-03

On Road

48 - PDSF vs. NYR (17g-31a): 1991-92

MOST POINTS OPPONENT

77 - WCF vs. Bos. (30g-47a): 1987-88

At Home

36 - PDF vs. Wsh. (15g-21a): 1987-88

On Road

53 - PDSF vs. NYR (21g-32a): 1991-92

MOST POINTS BOTH TEAMS

138 - PDSF vs. NYR (NYR 28-41-69, NJ 25-44-69): 1991-92

GAME

GOALS

MOST GOALS SCORED

10 - 4/22/88 in 10-4 win vs. Wsh.

At Home

10 - 4/22/88 in 10-4 win vs. Wsh.

On Road

7 - 4/21/92 in 7-3 win @ NYR

MOST GOALS OPPONENT

8 - 5/1/92 in 8-4 loss @ NYR

4/27/92 in 8-5 loss @ NYR

At Home

7 - 4/28/88 in 7-2 loss vs. Wsh.

On Road

8 - 5/1/92 in 8-4 loss @ NYR

4/27/92 in 8-5 loss @ NYR

MOST GOALS BOTH TEAMS

14 - 4/22/88 in 10-4 win vs. Wsh.

At Home

14 - 4/22/88 in 10-4 win vs. Wsh.

On Road

13 - 4/27/92 in 8-5 loss @ NYR

GREATEST MARGIN OF VICTORY

6 - 4/22/88 in 10-4 win vs. Wsh.

At Home

6 - 4/22/88 in 10-4 win vs. Wsh.

At Home

67 - PDF vs. Wsh. (NJ 13-18-31, Wsh. 15-21-36): 1987-88

On Road

101 - PDSF vs. NYR (NYR 21-32-53, NJ 17-31-48): 1991-92

PENALTY MINUTES

MOST PENALTY MINUTES

349 - PDF vs. Wsh.: 1991-92

At Home

219 - PDF vs. Wsh.: 1987-88

On Road

141 - WCF vs. Bos.: 1987-88

MOST PENALTY MINUTES OPPONENT

305 - PDF vs. Wsh.: 1987-88

At Home

191 - PDF vs. Wsh.: 1987-88

On Road

130 - PDSF vs. Pit.: 1990-91

MOST PENALTY MINUTES BOTH TEAMS

654 - PDF vs. Wsh. (NJ 349, Wsh. 305): 1987-88

At Home

410 - PDF vs. Wsh. (NJ 219, Wsh. 191): 1987-88

On Road

264 - WCF vs. Bos. (NJ 141, Bos. 123): 1987-88

SHOTS

MOST SHOTS

262 - ECQF vs. Buf.: 1993-94

At Home

150 - ECQF vs. Car.: 2008-09

On Road

141 - PDSF vs. NYR: 1991-92

MOST SHOTS OPPONENT

261 - ECF vs. NYR: 1993-94

At Home

126 - ECQF vs. Car.: 2008-09

On Road

153 - ECF vs. NYR: 1993-94

MOST SHOTS BOTH TEAMS

481 - ECQF vs. Car. (NJ 242, Car. 239): 2008-09

At Home

276 - ECQF vs. Car. (NJ 150, Car. 126): 2008-09

On Road

275 - ECF vs. NYR (NYR 153, NJ 122): 1993-94

FEWEST SHOTS

178 - SCF vs. Col.: 2000-01

At Home

70 - WCF vs. Bos.: 1987-88

On Road

85 - SCF vs. Ana.: 2002-03

FEWEST SHOTS OPPONENT

140 - ECQF vs. Pit.: 1998-99

At Home

51 - SCF vs. Col.: 2000-01

On Road

68 - ECQF vs. Pit.: 1998-99

FEWEST SHOTS BOTH TEAMS

324 - SCF vs. Col. (NJ 178, Col. 146): 2000-01

At Home

132 - SCF vs. Col. (NJ 81, Col. 51): 2000-01

On Road

192 - SCF vs. Col. (NJ 97, Col. 95): 2000-01

On Road

5 - 5/19/01 in 5-0 win @ Pit.

5/7/95 in 5-0 win @ Bos.

GREATEST MARGIN OF DEFEAT

7 - 4/20/93 in 7-0 loss @ Pit.

At Home

5 - 5/6/88 in 6-1 loss vs. Bos.

4/28/88 in 7-2 loss vs. Wsh.

On Road

7 - 4/20/93 in 7-0 loss @ Pit.

MOST CONSECUTIVE GOALS

6 - 5/30/00 in 7-3 win vs. Dal.

At Home

6 - 5/30/00 in 7-3 win vs. Dal.

On Road

5 - 5/19/01 in 5-0 win @ Pit.

5/7/95 in 5-0 win @ Bos.

MOST CONSECUTIVE GOALS OPPONENT

7 - 4/20/93 in 7-0 loss @ Pit.

At Home

6 - 4/28/88 in 7-2 loss vs. Wsh.

On Road

7 - 4/20/93 in 7-0 loss @ Pit.

POWER PLAY**MOST POWER PLAY GOALS**

5 - 4/22/06 in 6-1 win vs. NYR

At Home

5 - 4/22/06 in 6-1 win vs. NYR

On Road3 - 4/11/91 in 4-2 win @ Pit.
4/20/88 in 5-2 win @ Wsh.**MOST POWER PLAY CHANCES**

13 - 4/22/06 in 6-1 win vs. NYR (5-13)

At Home

13 - 4/22/06 in 6-1 win vs. NYR (5-13)

On Road9 - 4/17/01 in 4-0 win @ Car. (0-9)
4/6/88 in 4-3 OT loss @ NYI (1-9)**MOST POWER PLAY GOALS OPPONENT**

5 - 5/6/06 in 6-0 loss @ Car.

At Home

3 - 4/17/12 in 4-3 loss vs. Fla.

On Road

5 - 5/6/06 in 6-0 loss @ Car.

MOST SHORTHANDED SITUATIONS

11 - 4/22/88 in 10-4 win vs. Wsh. (1-11)

At Home

11 - 4/22/88 in 10-4 win vs. Wsh. (1-11)

On Road

10 - 4/6/88 in 4-3 OT loss @ NYI (3-10)

ASSISTS**MOST ASSISTS**

14 - 4/22/88 in 10-4 win vs. Wsh.

At Home

14 - 4/22/88 in 10-4 win vs. Wsh.

On Road

13 - 4/21/92 in 7-3 win @ NYR

MOST ASSISTS OPPONENT

14 - 4/20/93 in 7-0 loss @ Pit.

At Home

10 - 5/6/88 in 6-1 loss vs. Bos.

On Road

14 - 4/20/93 in 7-0 loss @ Pit.

MOST ASSISTS BOTH TEAMS

23 - 4/27/92 in 8-5 loss @ NYR (NYR 13, NJ 10)

At Home19 - 4/22/88 in 10-4 win vs. Wsh. (NJ 14, Wsh. 5)
4/14/88 in 6-5 win vs. NYI (NJ 12, NYI 7)**On Road**

23 - 4/27/92 in 8-5 loss @ NYR (NYR 13, NJ 10)

POINTS**MOST POINTS**

24 - 4/22/88 in 10-4 win vs. Wsh.

At Home

24 - 4/22/88 in 10-4 win vs. Wsh.

On Road

20 - 4/21/92 in 7-3 win @ NYR

MOST POINTS OPPONENT

21 - 4/20/93 in 7-0 loss @ Pit.

5/1/92 in 8-4 loss @ NYR

4/27/92 in 8-5 loss @ NYR

At Home16 - 5/6/88 in 6-1 loss vs. Bos.
4/28/88 in 7-2 loss vs. Wsh.**On Road**21 - 4/20/93 in 7-0 loss @ Pit.
5/1/92 in 8-4 loss @ NYR

4/27/92 in 8-5 loss @ NYR

MOST POINTS BOTH TEAMS

36 - 4/22/88 in 8-5 loss @ NYR (NYR 8-13-21, NJ 5-10-15)

At Home

33 - 4/22/88 in 10-4 win vs. Wsh. (NJ 10-14-24, Wsh. 4-5-9)

On Road

36 - 4/27/92 in 8-5 loss @ NYR (NYR 8-13-21, NJ 5-10-15)

PENALTY MINUTES**MOST PENALTY MINUTES**

108 - 4/22/88 in 10-4 win vs. Wsh.

At Home

108 - 4/22/88 in 10-4 win vs. Wsh.

On Road

91 - 5/8/97 in 3-0 loss @ NYR

MOST PENALTY MINUTES OPPONENT

123 - 4/22/88 in 10-4 win vs. Wsh.

At Home

123 - 4/22/88 in 10-4 win vs. Wsh.

On Road

80 - 4/20/88 in 5-2 win @ Wsh.

MOST PENALTY MINUTES BOTH TEAMS

231 - 4/22/88 in 10-4 win vs. Wsh. (Wsh. 123, NJ 108)

At Home

231 - 4/22/88 in 10-4 win vs. Wsh. (Wsh. 123, NJ 108)

On Road

162 - 4/20/88 in 5-2 win @ Wsh. (NJ 82, Wsh. 80)

SHOTS**MOST SHOTS**

70 - 4/27/94 in 1-0 4 OT loss @ Buf.

At Home

51 - 5/26/95 in 2-1 win vs. Pit.

On Road

70 - 4/27/94 in 1-0 4 OT loss @ Buf.

MOST SHOTS OPPONENT

50 - 5/19/94 in 3-2 OT loss vs. NYR

4/27/94 in 1-0 4 OT loss @ Buf.

At Home

50 - 5/19/94 in 3-2 OT loss vs. NYR

On Road

50 - 4/27/94 in 1-0 4 OT loss @ Buf.

MOST SHOTS BOTH TEAMS

120 - 4/27/94 in 1-0 4 OT loss @ Buf. (NJ 70, Buf. 50)

At Home

89 - 6/8/00 in 1-0 3 OT loss vs. Dal. (NJ 48, Dal. 41)

On Road

120 - 4/27/94 in 1-0 4 OT loss @ Buf. (NJ 70, Buf. 50)

FEWEST SHOTS

10 - 4/9/90 in 2-1 win @ Wsh.

At Home

14 - 4/20/07 in 3-0 win vs. TB

On Road

10 - 4/9/90 in 2-1 win @ Wsh.

FEWEST SHOTS OPPONENT

6 - 5/8/00 in 3-0 win vs. Tor.

At Home

6 - 5/8/00 in 3-0 win vs. Tor.

On Road

15 - 4/22/01 in 5-1 win @ Car.

FEWEST SHOTS BOTH TEAMS

31 - 4/9/90 in 2-1 win @ Wsh. (Wsh. 21, NJ 10)

At Home33 - 5/8/00 in 3-0 win vs. Tor. (NJ 27, Tor. 6)
5/4/99 in 4-2 loss vs. Pit. (NJ 20, Pit. 13)**On Road**

31 - 4/9/90 in 2-1 win @ Wsh. (Wsh. 21, NJ 10)

PERIOD**GOALS****MOST GOALS SCORED**

5 - 4/22/88 in 2nd per. of 10-4 win vs. Wsh.

At Home

5 - 4/22/88 in 2nd per. of 10-4 win vs. Wsh.

On Road

4 - 5/1/12 in 3rd per. of 4-1 win @ Phi.

MOST GOALS SCORED OPPONENT

5 - 5/6/88 in 2nd per. of 6-1 loss vs. Bos.

At Home

5 - 5/6/88 in 2nd per. of 6-1 loss vs. Bos.

On Road

4 - 4/20/93 in 2nd per. of 7-0 loss @ Pit.

MOST GOALS BOTH TEAMS

8 - 4/22/88 in 2nd per. of 10-4 win vs. Wsh. (NJ 5, Wsh. 3)

At Home

8 - 4/22/88 in 2nd per. of 10-4 win vs. Wsh. (NJ 5, Wsh. 3)

On Road

6 - 4/27/92 in 3rd per. of 8-5 loss @ NYR (NJ 3, NYR 3)

FASTEST GOALS**FASTEST GOAL START OF GAME**

0:14 - Kirk Muller, 4/30/88, in 3-2 win @ Wsh.

At Home0:18 - Petr Sykora, 5/8/00, in 3-0 win vs. Tor.
Claude Loiselle, 4/28/88, in 7-2 loss vs. Wsh.**On Road**

0:14 - Kirk Muller, 4/30/88, in 3-2 win @ Wsh.

FASTEST GOAL AGAINST START OF GAME

0:23 - Stephen Weiss, 4/15/12, in 4-2 loss @ Fla.

At Home

0:42 - Petr Sykora, 6/5/03, in 6-3 win vs. Ana.

On Road

0:23 - Stephen Weiss, 4/15/12, in 4-2 loss @ Fla.

FASTEST GOAL START OF PERIOD

0:14 - Kirk Muller, 4/30/88, in 1st per. of 3-2 win @ Wsh.

At Home

0:15 - Jamie Langenbrunner, 4/11/03, in 3rd per. of 4-2 win vs. Bos.

On Road

0:14 - Kirk Muller, 4/30/88, in 1st per. of 3-2 win @ Wsh.

FASTEST GOAL AGAINST START OF PERIOD

0:13 - Martin Straka, 4/25/99, in 3rd per. of 4-2 loss @ Pit.

At Home

0:27 - Mike Ridley, 4/13/90, in 3rd per. of 4-3 loss vs. Wsh.

(franchise record)

0:23 - Mel Bridgman, 4/11/78, in 4th per. of 3-2 OT loss vs. Phi. @ Col.

On Road

0:13 - Martin Straka, 4/25/99, in 3rd per. of 4-2 loss @ Pit.

ASSISTS

MOST ASSISTS

8 - 5/9/01 in 2nd per. of 5-1 win vs. Tor.

At Home

8 - 5/9/01 in 2nd per. of 5-1 win vs. Tor.

On Road

6 - Accomplished nine times, most recently 6/6/12 in 3rd per. of 3-1 win @ LA

MOST ASSISTS OPPONENT

8 - 4/20/93 in 2nd per. of 7-0 loss @ Pit.

5/6/88 in 2nd per. of 6-1 loss vs. Bos.

At Home

8 - 5/6/88 in 2nd per. of 6-1 loss vs. Bos.

On Road

8 - 4/20/93 in 2nd per. of 7-0 loss @ Pit.

MOST ASSISTS BOTH TEAMS

11 - 4/27/92 in 3rd per. of 8-5 loss @ NYR (NJ 6, NYR 5)

At Home

10 - 5/6/88 in 2nd per. of 6-1 loss vs. Bos. (Bos. 8, NJ 2)

On Road

11 - 4/27/92 in 3rd per. of 8-5 loss @ NYR (NJ 6, NYR 5)

POINTS

MOST POINTS

12 - 5/9/01 in 2nd per. of 5-1 win vs. Tor. (4g-8a)

At Home

12 - 5/9/01 in 2nd per. of 5-1 win vs. Tor. (4g-8a)

On Road

10 - 5/1/12 in 3rd per. of 4-1 win @ Phi. (4g-6a)

MOST POINTS OPPONENT

13 - 5/6/88 in 2nd per. of 6-1 loss vs. Bos. (5g-8a)

At Home

13 - 5/6/88 in 2nd per. of 6-1 loss vs. Bos. (5g-8a)

On Road

12 - 4/20/93 in 2nd per. of 7-0 loss @ Pit. (4g-8a)

MOST POINTS BOTH TEAMS

17 - 4/27/92 in 3rd per. of 8-5 loss @ NYR (NJ 3-6-9, NYR 3-5-8)

4/22/88 in 2nd per. of 10-4 win vs. Wsh. (NJ 5-6-11, Wsh. 3-3-6)

At Home

17 - 4/22/88 in 2nd per. of 10-4 win vs. Wsh. (NJ 5-6-11, Wsh. 3-3-6)

On Road

17 - 4/27/92 in 3rd per. of 8-5 loss @ NYR (NJ 3-6-9, NYR 3-5-8)

PENALTY MINUTES

MOST PENALTY MINUTES

75 - 5/8/97 in 3rd per. of 3-0 loss @ NYR

At Home

60 - 4/22/88 in 3rd per. of 10-4 win vs. Wsh.

On Road

75 - 5/8/97 in 3rd per. of 3-0 loss @ NYR

MOST PENALTY MINUTES OPPONENT

79 - 4/29/92 in 3rd per. of 5-3 win vs. NYR

At Home

79 - 4/29/92 in 3rd per. of 5-3 win vs. NYR

On Road

54 - 4/17/01 in 3rd per. of 4-0 win @ Car.
4/20/88 in 2nd per. of 5-2 win @ Wsh.

MOST PENALTY MINUTES BOTH TEAMS

137 - 4/22/88 in 3rd per. of 10-4 win vs. Wsh. (Wsh. 77, NJ 60)

At Home

137 - 4/22/88 in 3rd per. of 10-4 win vs. Wsh. (Wsh. 77, NJ 60)

On Road

125 - 5/8/97 in 3rd per. of 3-0 loss @ NYR (NJ 75, NYR 50)

SHOTS

MOST SHOTS

26 - 4/13/12 in 1st per. of 3-2 win @ Fla.

At Home

20 - 5/11/97 in 2nd per. of 2-1 OT loss vs. NYR

On Road

26 - 4/13/12 in 1st per. of 3-2 win @ Fla.

MOST SHOTS OPPONENT

22 - 4/21/09 in 2nd per. of 4-3 loss @ Car.

At Home

20 - 5/6/88 in 2nd per. of 6-1 loss vs. Bos.

On Road

22 - 4/21/09 in 2nd per. of 4-3 loss @ Car.

MOST SHOTS BOTH TEAMS

35 - 4/13/12 in 1st per. of 3-2 win @ Fla. (NJ 26, Fla. 9)

At Home

34 - 4/23/09 in 2nd per. of 1-0 win vs. Car. (Car. 19, NJ 15)

On Road

35 - 4/13/12 in 1st per. of 3-2 win @ Fla. (NJ 26, Fla. 9)

FEWEST SHOTS

1 - 5/9/94 in 3rd per. of 2-0 win vs. Bos.

At Home

1 - 5/9/94 in 3rd per. of 2-0 win vs. Bos.

On Road

2 - 5/29/01 in 3rd per. of 2-1 win @ Col.
4/23/94 in 1st per. of 5-3 loss @ Buf.

FEWEST SHOTS OPPONENT

1 - Accomplished six times, most recently 4/26/01 in 3rd per. of 2-0 loss vs. Tor.

At Home

1 - Accomplished four times, most recently 4/26/01 in 3rd per. of 2-0 loss vs. Tor.

On Road

1 - 6/10/00 in 4th per. of 2-1 OT win @ Dal.
4/18/00 in 2nd per. of 2-1 win @ Fla.

NEW JERSEY DEVILS

WHILE AT PRUDENTIAL CENTER



SPORTS & THE ARTS

Prudential Center includes original abstract, contemporary and figurative paintings created by the renowned artists of Los Angeles, CA-based Sports & the Arts, and have been selected from across the United States and Canada.

The 200-foot wide by 30-foot high free-form mural on the west side of Prudential Center's Grand Concourse was created on site by artist Tom Mosser, and depicts local points of interest, architecture and teams. The mural is titled "Impressionistic Realism," and features artwork that captures the essence of New Jersey's sports and entertainment history.

From left to right are: Cape May, former Devils' defenseman Ken Daneyko, Tony Meola, High Point, Atlantic City Carousel, Terry Dehere, Althea Gibson, Barnegat Light House, goaltender Martin Brodeur, Prudential Building, National Newark Building, Richie Regan, boxing, New Jersey State Capitol dome, former defenseman Scott Stevens, Steel Pier and a figure skater.

RWJBARNABAS HEALTH HOCKEY HOUSE AT PRUDENTIAL CENTER

On March 16, 2016 the New Jersey Devils announced Barnabas Health as Official Health Care Partner of the hockey team and sports and entertainment arena. The announcement also included the unveiling of a new name and logo for Prudential Center's practice facility, now called the RWJBarnabas Health Hockey House.

The agreement launched the Devils and Prudential Center's Marquee Partnership program, naming Barnabas Health as a member. The new platform will align the most powerful brands in Jersey committed to unifying and inspiring the lives of the families, neighbors and communities throughout the state.

CHAMPIONSHIP PLAZA

Prudential Center's Championship Plaza is an outdoor area celebrating the rich 34-year history and tradition of the New Jersey Devils. Located across from PNC Bank Tower on Mulberry Street between Edison Place and Market Street in Newark, it has become the gathering place for Devils' fans before and after each game.

The centerpiece of Championship Plaza is an in-ground, 60-foot in diameter Devils' logo. Constructed of granite, the logo is surrounded by pieces of stone commemorating each of the team's three Stanley Cup Championships. A 22-foot tall, 7,000-pound, stainless steel hockey player statue, sculpted by New Jersey native Jon Krawczyk, graces the north end of the plaza on Market Street. Championship Plaza also include bricks recognizing the team's 1987-88 Patrick Division Playoff Championship, five Eastern Conference Championships and nine Atlantic Division titles.

Centered along Mulberry Street is a solid granite, custom-sculpted Prudential Rock. Prudential Financial's well-known brand symbol was inspired by the Rock of Gibraltar, and represents the company's strength, stability and financial security. Prudential has been part of the Newark community since its founding in 1875.

CAREER**MOST SEASONS**

16 - Martin Brodeur

MOST GAMES PLAYED

205 - Martin Brodeur

MOST GOALS

45 - Patrik Elias

By Defenseman17 - Brian Rafalski, Scott Niedermayer,
Scott Stevens**MOST ASSISTS**

80 - Patrik Elias

By Defenseman

47 - Scott Niedermayer

MOST POINTS

125 - Patrik Elias (45g-80a)

By Defenseman

64 - Scott Niedermayer (17g-47a)

MOST POINTS AT HOME

71 - Patrik Elias (18g-53a)

By Defenseman

37 - Scott Stevens (9g-28a)

MOST POINTS ON ROAD

54 - Patrik Elias (27g-27a)

By Defenseman

37 - Scott Niedermayer (11g-26a)

MOST SHOTS

444 - Patrik Elias

By Defenseman

295 - Scott Stevens

MOST PENALTY MINUTES

296 - Ken Daneyko

By Defenseman

296 - Ken Daneyko

MOST POWER PLAY GOALS

21 - Patrik Elias

MOST POWER PLAY POINTS

52 - Patrik Elias (21g-31a)

MOST SHORTHANDED GOALS

4 - Brian Rolston, John Madden

MOST GAME-WINNING GOALS6 - Accomplished five times, most
recently Jamie Langenbrunner**MOST HAT TRICKS**1 - Accomplished five times,
most recently John Madden**HIGHEST PLUS/MINUS**

33 - Scott Stevens

By Defenseman

33 - Scott Stevens

GOALTENDING**MOST GAMES PLAYED**

205 - Martin Brodeur

MOST MINUTES PLAYED

12719 - Martin Brodeur

MOST VICTORIES

113 - Martin Brodeur

MOST DEFEATS

91 - Martin Brodeur

BEST GAA (2 seasons)

2.02 - Martin Brodeur

MOST SHUTOUTS

24 - Martin Brodeur

MOST PENALTY MINUTES

38 - Martin Brodeur

SEASON**MOST GOALS**

13 - Claude Lemieux: 1994-95

By Defenseman

7 - Brian Rafalski: 2000-01

By Rookie5 - Adam Henrique: 2011-12
Doug Brown: 1987-88**MOST ASSISTS**

16 - Scott Niedermayer: 2002-03

By Defenseman

16 - Scott Niedermayer: 2002-03

By Rookie

8 - Adam Henrique: 2011-12

MOST POINTS

23 - Patrik Elias (9g-14a): 2000-01

By Defenseman18 - Scott Niedermayer (2g-16a): 2002-03
Brian Rafalski (7g-11a): 2000-01**By Rookie**

13 - Adam Henrique (5g-8a): 2011-12

MOST POINTS AT HOME

18 - Patrik Sundstrom (6g-12a): 1987-88

By Defenseman

14 - Scott Niedermayer (1g-13a): 2002-03

By Rookie5 - Scott Gomez (3g-2a): 1999-00
John Madden (1g-4a): 1999-00**MOST POINTS ON ROAD**

15 - Aaron Broten (5g-10a): 1987-88

By Defenseman

13 - Brian Rafalski (6g-7a): 2000-01

By Rookie

10 - Adam Henrique (4g-6a): 2011-12

MOST SHOTS

87 - Zach Parise: 2011-12

By Defenseman

56 - Scott Stevens: 1993-94

MOST PENALTY MINUTES

113 - Perry Anderson: 1987-88

By Defenseman

83 - Ken Daneyko: 1987-88

MOST POWER PLAY GOALS5 - Ilya Kovalchuk: 2011-12
Jason Arnott: 2000-01
Mark Johnson: 1987-88**MOST POWER PLAY POINTS**

11 - Mark Johnson: 1987-88

MOST SHORTHANDED GOALS2 - Accomplished five times, most recently John
Madden: 2005-06**MOST GAME-WINNING GOALS**4 - Jeff Friesen, Jamie Langenbrunner: 2002-03
Neal Broten: 1994-95**MOST HAT TRICKS**1 - Accomplished five times, most recently John
Madden: 2005-06**HIGHEST PLUS/MINUS**

15 - Petr Sykora: 2000-01

By Defenseman

14 - Scott Stevens: 2002-03

GOALTENDING**MOST GAMES PLAYED**

25 - Martin Brodeur: 2000-01

MOST MINUTES PLAYED

1505 - Martin Brodeur: 2000-01

MOST VICTORIES

16 - Martin Brodeur: 2002-03, 1999-00, 1994-95

MOST DEFEATS

10 - Martin Brodeur: 2000-01

BEST GOALS-AGAINST AVERAGE (8 GPI)

1.61 - Martin Brodeur: 1999-00

MOST SHUTOUTS

7 - Martin Brodeur: 2002-03

MOST PENALTY MINUTES

14 - Sean Burke: 1987-88

FOUR-GAME SERIES**MOST GOALS**

5 - Patrik Elias: ECQF vs. NYR, 2005-06

By Defenseman2 - Scott Niedermayer, Scott Stevens: ECQF vs.
Fla., 1999-00**By Rookie**1 - Accomplished four times, most recently Zach
Parise: ECQF vs. NYR, 2005-06**MOST ASSISTS**6 - Patrik Elias, Jamie Langenbrunner: ECQF vs.
NYR, 2005-06**By Defenseman**3 - Paul Martin, Brian Rafalski: ECQF vs. NYR,
2005-06
Scott Niedermayer: SCF vs. Det., 1994-95**By Rookie**

2 - John Madden: ECQF vs. Fla., 1999-00

MOST POINTS

11 - Patrik Elias (5g-6a): ECQF vs. NYR, 2005-06

By Defenseman4 - Brian Rafalski (1g-3a): ECQF vs. NYR,
2005-06
Scott Stevens (1g-3a): ECQF vs. Fla., 1999-00
Scott Niedermayer (2g-2a): SCF vs. Det.,
1994-95**By Rookie**

3 - Brian Rafalski (1g-2a): ECQF vs. Fla., 1999-00

MOST POINTS AT HOME

6 - Patrik Elias (2g-4a): ECQF vs. NYR, 2005-06

By Defenseman

- 3 - Scott Stevens (2g-1a): ECQF vs. Fla., 1999-00
Bruce Driver (1g-2a): SCF vs. Det., 1994-95

By Rookie

- 2 - Sergei Brylin (1g-1a): SCF vs. Det., 1994-95
John Madden (2a): ECQF vs. Fla., 1999-00

MOST POINTS ON ROAD

- 5 - Patrik Elias (3g-2a): ECQF vs. NYR, 2005-06

By Defenseman

- 3 - Brian Rafalski (1g-2a): ECQF vs. Fla., 1999-00
Scott Niedermayer (1g-2a): SCF vs. Det., 1994-95

By Rookie

- 3 - Brian Rafalski (1g-2a): ECQF vs. Fla., 1999-00

MOST SHOTS

- 18 - Scott Gomez, John Madden: ECQF vs. NYR, 2005-06
Claude Lemieux: ECQF vs. Fla., 1999-00

By Defenseman

- 11 - Scott Niedermayer: ECQF vs. Fla., 1999-00

MOST PENALTY MINUTES

- 14 - Claude Lemieux: ECQF vs. Fla., 1999-00

By Defenseman

- 6 - Ken Daneyko: SCF vs. Det., 1994-95

MOST POWER PLAY GOALS

- 3 - Patrik Elias: ECQF vs. NYR, 2005-06

MOST POWER PLAY POINTS

- 6 - Patrik Elias (2g-4a): ECQF vs. Car., 2001-02

MOST SHORTHANDED GOALS

- 2 - John Madden: ECQF vs. NYR, 2005-06

MOST GAME-WINNING GOALS

- 2 - Brian Gionta: ECQF vs. NYR, 2005-06
Neal Broten: SCF vs. Det., 1994-95

MOST HAT TRICKS

- 1 - John Madden: ECQF vs. NYR, 2005-06

HIGHEST PLUS/MINUS

- 6 - Paul Martin: ECQF vs. NYR, 2005-06

By Defenseman

- 6 - Paul Martin: ECQF vs. NYR, 2005-06

GOALTENDING**MOST GAMES PLAYED**

- 4 - Martin Brodeur: ECQF vs. NYR, 2005-06
Martin Brodeur: ECQF vs. Fla., 1999-00
Martin Brodeur: SCF vs. Det., 1994-95

MOST MINUTES PLAYED

- 240 - Martin Brodeur: ECQF vs. Fla., 1999-00
Martin Brodeur: SCF vs. Det., 1994-95

MOST VICTORIES

- 4 - Martin Brodeur: ECQF vs. NYR, 2005-06
Martin Brodeur: ECQF vs. Fla., 1999-00
Martin Brodeur: SCF vs. Det., 1994-95

MOST DEFEATS

n/a

BEST GOALS-AGAINST AVERAGE (4 GPI)

- 1.00 - Martin Brodeur: ECQF vs. NYR, 2005-06

MOST SHUTOUTS

- 1 - Martin Brodeur: ECQF vs. NYR, 2005-06

MOST PENALTY MINUTES

- 2 - Martin Brodeur: SCF vs. Det., 1994-95

FIVE-GAME SERIES**MOST GOALS**

- 6 - Claude Lemieux: ECSF vs. Pit., 1994-95

By Defenseman

- 3 - Brian Rafalski: ECF vs. Pit., 2000-01

By Rookie

- 2 - Blake Coleman: ECQF vs. TB, 2017-18
Patrik Elias: ECQF vs. Mtl., 1996-97

MOST ASSISTS

- 6 - Accomplished four times, most recently Scott Gomez: ECQF vs. Phi., 2003-04

By Defenseman

- 5 - Brian Rafalski: ECSF vs. Car., 2005-06
Brian Rafalski: ECF vs. Pit., 2000-01
Shawn Chambers: ECQF vs. Mtl., 1996-97

By Rookie

- 4 - Adam Henrique: ECSF vs. Phi., 2011-12

MOST POINTS

- 8 - Accomplished four times, most recently John Madden (2g-6a): ECQF vs. Bos., 2002-03

By Defenseman

- 8 - Brian Rafalski (3g-5a): ECF vs. Pit., 2000-01

By Rookie

- 4 - Will Butcher (1g-3a): ECQF vs. TB, 2017-18
Adam Henrique (4a): ECSF vs. Phi., 2011-12
Patrik Elias (2g-2a): ECQF vs. Mtl., 1996-97

MOST POINTS AT HOME

- 7 - Jamie Langenbrunner (5g-2a): ECQF vs. Bos., 2002-03

By Defenseman

- 4 - Marek Zidlicky (1g-3a): ECSF vs. Phi., 2011-12
Scott Niedermayer (1g-3a): ECSF vs. TB, 2002-03

By Rookie

- 2 - Will Butcher (1g-1a): ECQF vs. TB, 2017-18
Paul Martin (1g-1a): ECQF vs. Phi., 2003-04

MOST POINTS ON ROAD

- 7 - Stephane Richer (2g-5a): ECQF vs. Bos., 1994-95

By Defenseman

- 5 - Brian Rafalski (3g-2a): ECF vs. Pit., 2000-01

By Rookie

- 4 - Patrik Elias (2g-2a): ECQF vs. Mtl., 1996-97

MOST SHOTS

- 26 - Brian Rolston: ECQF vs. Mtl., 1996-97
Scott Stevens: ECSF vs. Pit., 1994-95

By Defenseman

- 26 - Scott Stevens: ECSF vs. Pit., 1994-95

MOST PENALTY MINUTES

- 29 - Reid Simpson: ECSF vs. NYR, 1996-97

By Defenseman

- 20 - Ken Daneyko: ECQF vs. Mtl., 1996-97

MOST POWER PLAY GOALS

- 3 - Patrik Elias: ECQF vs. NYR, 2007-08

MOST POWER PLAY POINTS

- 5 - Shawn Chambers (1g-4a): ECQF vs. Mtl., 1996-97

MOST SHORTHANDED GOALS

- 2 - Brian Rolston: ECQF vs. Mtl., 1996-97

MOST GAME-WINNING GOALS

- 2 - Accomplished four times, most recently David Clarkson: ECSF vs. Phi., 2011-12

MOST HAT TRICKS

- 1 - Valeri Zelepukin: ECQF vs. Mtl., 1996-97

HIGHEST PLUS/MINUS

- 7 - Neal Broten: ECSF vs. Pit., 1994-95

By Defenseman

- 6 - Colin White: ECF vs. Pit., 2000-01
Shawn Chambers: ECSF vs. Pit., 1994-95

GOALTENDING**MOST GAMES PLAYED**

- 5 - Accomplished 13 times, most recently Martin Brodeur: ECSF vs. Phi., 2011-12

MOST MINUTES PLAYED

- 352 - Martin Brodeur: ECSF vs. TB, 2002-03

MOST VICTORIES

- 4 - Accomplished seven times, most recently Martin Brodeur: ECSF vs. Phi., 2011-12

MOST DEFEATS

- 4 - Accomplished six times, most recently Martin Brodeur: ECQF vs. Phi., 2009-10

BEST GOALS-AGAINST AVERAGE (4 GPI)

- 0.97 - Martin Brodeur: ECQF vs. Bos., 1994-95

MOST SHUTOUTS

- 3 - Martin Brodeur: ECQF vs. Bos., 1994-95

MOST PENALTY MINUTES

- 4 - Martin Brodeur: ECSF vs. Ott., 2006-07

SIX-GAME SERIES

MOST GOALS

6 - Zach Parise: ECQF vs. TB, 2006-07

By Defenseman

3 - Brian Rafalski: ECQF vs. Car., 2001-02
Bruce Driver: PDSF vs. NYI, 1987-88

By Rookie

2 - Accomplished six times, most recently Adam Henrique: SCF vs. LA, 2011-12

MOST ASSISTS

7 - Scott Gomez: ECQF vs. TB, 2006-07
John MacLean: PDSF vs. NYI, 1987-88

By Defenseman

5 - Brian Rafalski: ECQF vs. TB, 2006-07
Bruce Driver: PDSF vs. Wsh., 1989-90

By Rookie

3 - Accomplished six times, most recently Adam Henrique: ECF vs. NYR, 2011-12

MOST POINTS

11 - John MacLean (4g-7a): PDSF vs. NYI, 1987-88

By Defenseman

7 - Brian Rafalski (2g-5a): ECQF vs. TB, 2006-07

By Rookie

5 - Scott Gomez (2g-3a): ECSF vs. Tor., 1999-00

MOST POINTS AT HOME

8 - John MacLean (2g-6a): PDSF vs. NYI, 1987-88

By Defenseman

4 - Brian Rafalski (1g-3a): ECQF vs. TB, 2006-07
Bruce Driver (1g-3a): PDSF vs. Wsh., 1989-90

By Rookie

4 - Brian Gionta (2g-2a): ECQF vs. Car., 2001-02

MOST POINTS ON ROAD

5 - John MacLean (2g-3a): ECSF vs. Bos., 1993-94

By Defenseman

3 - Accomplished six times, most recently Bryce Salvador (3a): ECF vs. NYR, 2011-12

By Rookie

3 - Travis Zajac (0g-3a): ECQF vs. TB, 2006-07
Brian Rafalski (1g-2a): SCF vs. Dal., 2000-01

MOST SHOTS

29 - Zach Parise: ECQF vs. TB, 2006-07

By Defenseman

21 - Scott Stevens: ECSF vs. Bos., 1993-94

MOST PENALTY MINUTES

48 - Perry Anderson: PDSF vs. NYI, 1987-88

By Defenseman

30 - Jim Korn: PDSF vs. NYI, 1987-88

MOST POWER PLAY GOALS

3 - Brian Rafalski: ECQF vs. Car., 2001-02
Bruce Driver: PDSF vs. NYI, 1987-88

MOST POWER PLAY POINTS

6 - Patrik Elias (2g-4a): ECQF vs. Car., 2001-02

MOST SHORTHANDED GOALS

1 - Accomplished nine times, most recently Petr Sykora: ECQF vs. Car., 2000-01

MOST GAME-WINNING GOALS

2 - Brian Gionta: ECQF vs. Car., 2001-02
Bobby Holik: ECQF vs. Pit., 2000-01

MOST HAT TRICKS

n/a

HIGHEST PLUS/MINUS

7 - Sergei Brylin, Alexander Mogilny: ECQF vs. Car., 2000-01

By Defenseman

6 - Scott Niedermayer, Scott Stevens: ECQF vs. Car., 2000-01

GOALTENDING

MOST GAMES PLAYED

6 - Accomplished nine times, most recently Martin Brodeur: SCF vs. LA, 2011-12

MOST MINUTES PLAYED

434 - Martin Brodeur: SCF vs. Dal., 1999-00

MOST VICTORIES

4 - Accomplished six times, most recently Martin Brodeur: ECF vs. NYR, 2011-12

MOST DEFEATS

4 - Martin Brodeur: SCF vs. LA, 2011-12
Martin Brodeur: ECQF vs. Car., 2001-02
Martin Brodeur: ECQF vs. Ott., 1997-98

BEST GOALS-AGAINST AVERAGE (4 GPI)

1.24 - Martin Brodeur: SCF vs. Dal., 1999-00

MOST SHUTOUTS

2 - Martin Brodeur: ECQF vs. Car., 2001-02
Martin Brodeur: ECSF vs. Tor., 1999-00

MOST PENALTY MINUTES

6 - Martin Brodeur: ECSF vs. Tor., 1999-00

SEVEN-GAME SERIES

MOST GOALS

5 - Jeff Friesen: SCF vs. Ana., 2002-03
John MacLean: PDSF vs. Pit., 1990-91

By Defenseman

3 - Brian Rafalski: ECSF vs. Tor., 2000-01

By Rookie

3 - Bill Guerin, Kevin Todd: PDSF vs. NYR, 1991-92

MOST ASSISTS

7 - Bobby Holik: ECQF vs. Pit., 1998-99
Peter Stastny: PDSF vs. NYR, 1991-92
John MacLean: PDSF vs. NYI, 1987-88

By Defenseman

5 - Scott Niedermayer: SCF vs. Ana., 2002-03
Scott Niedermayer: ECF vs. Ott., 2002-03
Scott Stevens: ECQF vs. Buf., 1993-94

By Rookie

4 - Jon Morris: PDSF vs. Pit., 1990-91

MOST POINTS

10 - Peter Stastny (3g-7a): PDSF vs. NYR, 1991-92
Patrik Sundstrom (4g-6a): PDF vs. Wsh., 1987-88

By Defenseman

6 - Scott Stevens (1g-5a): ECQF vs. Buf., 1993-94

By Rookie

5 - Kevin Todd (3g-2a): PDSF vs. NYR, 1991-92

MOST POINTS AT HOME

9 - Patrik Sundstrom (3g-6a): PDF vs. Wsh., 1987-88

By Defenseman

5 - Scott Niedermayer (5a): SCF vs. Ana., 2002-03

By Rookie

4 - Mike Rupp (1g-3a): SCF vs. Ana., 2002-03

MOST POINTS ON ROAD

7 - Peter Stastny (1g-6a): PDSF vs. NYR, 1991-92

By Defenseman

5 - Tom Kurvers (2g-3a): WCF vs. Bos., 1987-88

By Rookie

3 - Adam Henrique (2g-1a): ECQF vs. Fla., 2011-12
Bill Guerin (3g): PDSF vs. NYR, 1991-92

MOST SHOTS

33 - Claude Lemieux: PDSF vs. NYR, 1991-92

By Defenseman

23 - Bruce Driver: PDSF vs. NYR, 1991-92

MOST PENALTY MINUTES

38 - Perry Anderson: WCF vs. Bos., 1987-88
Dave Maley: PDF vs. Wsh., 1987-88

By Defenseman

33 - Ken Daneyko: ECQF vs. Buf., 1993-94

MOST POWER PLAY GOALS

3 - Mark Johnson: PDF vs. Wsh., 1987-88

MOST POWER PLAY POINTS

5 - Brendan Shanahan (2g-3a): PDSF vs. Pit., 1990-91
Mark Johnson (3g-2a): PDF vs. Wsh., 1987-88

MOST SHORTHANDED GOALS

- 1 - Accomplished seven times, most recently
John Madden: ECF vs. Ott., 2002-03

MOST GAME-WINNING GOALS

- 3 - Jeff Friesen: ECF vs. Ott., 2002-03

MOST HAT TRICKS

- 1 - Mark Johnson (4): PDF vs. Wsh., 1987-88
Patrik Sundstrom: PDF vs. Wsh., 1987-88
Aaron Broten: PDF vs. Wsh., 1987-88

HIGHEST PLUS/MINUS

- 8 - Scott Niedermayer: SCF vs. Ana., 2002-03

By Defenseman

- 8 - Scott Niedermayer: SCF vs. Ana., 2002-03

GOALTENDING**MOST GAMES PLAYED**

- 7 - Accomplished 12 times, most recently Martin
Brodeur: ECQF vs. Fla., 2011-12

MOST MINUTES PLAYED

- 498 - Martin Brodeur: ECF vs. NYR, 1993-94

MOST VICTORIES

- 4 - Accomplished six times, most recently Martin
Brodeur: ECQF vs. Fla., 2011-12

MOST DEFEATS

- 4 - Accomplished five times, most recently Martin
Brodeur: ECQF vs. Car., 2008-09

BEST GOALS-AGAINST AVERAGE (4 GPI)

- 1.61 - Martin Brodeur: ECQF vs. Buf., 1994-95

MOST SHUTOUTS

- 3 - Martin Brodeur: SCF vs. Ana., 2002-03

MOST PENALTY MINUTES

- 8 - Sean Burke: WCF vs. Bos., 1987-88

GAME**MOST GOALS**

- 4 - Mark Johnson, 4/22/88 vs. Wsh.

By Defenseman

- 2 - Accomplished five times, most recently Brian
Rafalski, 4/21/02 vs. Car.

By Rookie

- 2 - Adam Henrique, 4/26/12 @ Fla.

MOST ASSISTS

- 5 - Patrik Sundstrom, 4/22/88 vs. Wsh.

By Defenseman

- 4 - Ken Daneyko, 4/22/88 vs. Wsh.

By Rookie

- 2 - Accomplished 11 times, most recently Adam
Henrique, 5/8/12 @ Phi.

MOST POINTS

- 8 - Patrik Sundstrom (3g-5a), 4/22/88 vs. Wsh.

By Defenseman

- 4 - Ken Daneyko (4a), 4/22/88 vs. Wsh.

By Rookie

- 3 - Mike Rupp (1g-2a), 6/9/03 vs. Ana.

MOST SHOTS

- 12 - Bobby Holik, 4/24/02 @ Car.

By Defenseman

- 8 - Scott Stevens, 5/24/95 vs. Pit.
Scott Stevens, 5/3/94 vs. Bos.

HIGHEST PLUS/MINUS

- 5 - Patrik Sundstrom, 4/22/88 vs. Wsh.

By Defenseman

- 4 - John Marino, 5/1/23 vs. NYR, GM 7

MOST PENALTY MINUTES

- 37 - Jim Korn (min., maj., 2 misc., game), 4/28/88 vs.
Wsh.

PERIOD**MOST GOALS**

- 2 - Accomplished 22 times, most recently Zach
Parise, 5/21/12 vs. NYR (3rd)

MOST ASSISTS

- 3 - Alexander Mogilny, 4/28/01 vs. Tor. (2nd)

MOST POINTS

- 4 - Alexander Mogilny (1g-3a), 4/28/01 vs. Tor. (2nd)

DEVILS' PLAYOFF RECORD SCENARIOS

	Next Game	Series Record
When tied 0-0	20-26 in game 1	26-20
When leading 1-0	10-10 in game 2	15-5
When trailing 1-0	16-10 in game 2	11-15
When leading 2-0	6-4 in game 3	10-0
When trailing 2-0	6-4 in game 3	2-8
When tied 1-1	13-13 in game 3	14-12
When leading 2-1	7-10 in game 4	14-3
When trailing 2-1	11-9 in game 4	6-14
When leading 3-0	3-3 in game 4	6-0
When trailing 3-0	3-0 in game 4	0-3
When leading 3-1	7-3 in game 5	10-0
When trailing 3-1	3-9 in game 5	1-11
When tied 2-2	15-6 in game 5	12-9
When leading 3-2	8-10 in game 6	13-5
When trailing 3-2	5-4 in game 6	3-6
When tied 3-3	8-7 in game 7	8-7
Overall	142-127	26-20





2023-24 NEW JERSEY DEVILS

MISCELLANEOUS



Prudential Center

DEVILS IN THE COMMUNITY

Devils Care Foundation

- Through the creation of the Devils Care Foundation, the Devils and Prudential Center help support more than 800 non-profits in New Jersey.
- These include local and statewide programs that promote education, health and well-being, and the game of hockey.
- The Devils Care Foundation is a New Jersey not-for-profit corporation, qualified under Section 501 (c) (3) of the Internal Revenue Code and qualified as a public charity.

Mission

Enrich the lives of New Jersey's youth by creating life-changing opportunities through the power of sports and entertainment, for a better Jersey.

Areas of Focus

Athletics and Wellness

- Provide support and funding for youth sports and wellness initiatives in the community and in the area

Musical Arts and Entertainment

- Provide support and funding for initiatives that promote and grow arts and entertainment for youth in schools throughout New Jersey

Providing a Helping Hand

- Assist those in need with support and funding of initiatives that provide wide ranging positive benefits for individuals, neighborhoods, communities, and organizations in New Jersey

NEW JERSEY DEVILS PLAYERS COMMUNITY PROGRAMS AND INITIATIVES

Devils players are extremely generous with their time both on and off the ice. Throughout this past season, the players have participated in over 264 events ranging from Group Nights to Hockey Clinics where they can continue to expand their effort in the Newark Community and beyond.

Cory's Keepers

- New Jersey Devils goaltender Cory Schneider and his wife Jill, launched "Cory's Keepers," four seasons ago where they host community organizations and give them the opportunity to come to a Devils home game. All invitees get to sit behind the net for a game, received a Cory's Keepers t-shirt and get to meet Cory and his wife after the game.

Squad 21

- Going into its third year, Devils forward Kyle Palmieri has a military recognition program called "Squad21" that offers active or veteran service members the chance to attend a Devils home game during the regular season with a post-game meet and greet.

November

- November is an annual event involving the growing of moustaches during the month of November to raise awareness of men's health issues, such as prostate cancer, testicular cancer and men's suicide.
- Former Devils Forward, Adam Henrique participated every year and grows his annual moustache, that fans look forward to and helps not only raise money but brings awareness to the cause.
- Adam increased his efforts during the 2017-18 season with post-game meet and greets, customized November merchandise and hosting the inaugural Rico's Soiree. All proceeds collected supported November and together he raised over \$107,000 finishing as

the top fundraising individual and the Devils finished as the top fundraising team.

Andy Greene Hockey School

- Devils Captain, Andy Greene, hosts an annual hockey school in Trenton, Michigan for all levels. The Andy Greene Hockey School strives to be different than the others. The hockey school experience is for both young girls and boys and the focus is to have meaningful impact on the skaters' current skill level, as well as their overall understanding, appreciation and enjoyment of the game. The hope is to develop well-rounded athletes.

Taylor Hall Charity Ball Hockey Tournament

- Taylor Hall hosted the 5th annual *Taylor Hall Charity Ball Hockey Tournament* in Kingston, Ontario this past summer where 30 other NHL players played alongside Taylor for a good cause. The tournament helps raise money to benefit the local boys and girls club and all proceeds will go to help with the organizations subsidy programs.

NEW JERSEY DEVILS FOUNDATION AND COMMUNITY DEVELOPMENT

Devils 50/50 Ticket Raffle

- The Devils 50/50 Raffle benefits the Devils Care Foundation raising over \$298,000 this past season. The raffle tickets are sold from the start of each Devils home game through the end of the second period intermission. The winning number – determined through a random drawing out of the pool of purchased tickets for that game – is announced over the public announcement system and displayed on the Jumbo Tron during the third period of Devils games.

Mystery Pucks and T-Shirt Sale

- Two to three times a year, the Devils' wives and girlfriends get together to sell autographed items to partially benefit the Devils Care Foundation. With a donation, fans receive a puck autographed by one of the New Jersey Devils players. Devils' wives and girlfriends begin to sell items on tables on the main concourse of the Prudential Center until they sell out (which is usually in minutes).

COMMUNITY PROGRAMS

Blood Drive

- The New Jersey Devils and official partner RWJBarnabas Health hosted the 2nd annual blood drive in coordination with the American Red Cross. The event took place on Saturday, March 10, at Prudential Center. This partnership provided a unique opportunity for the American Red Cross and the New Jersey Devils to work together and increase much needed local blood supplies.

Hospital Visits

- In December, members of the team, staff and the alumni association traveled to several hospital locations within the RWJBarnabas hospital community. Players and staff met many patients who receive various treatments at the hospital following a practice session at Prudential Center in Newark.
 - Hospitals included annually are: Community Medical Center, Toms River, NJ; RWJ University Hospital, Hamilton, NJ; RWJ University Hospital, Somerville, NJ; Monmouth Medical Center Southern Campus, Lakewood, NJ; Monmouth Medical Center, Long Branch, NJ; Clara Maas Medical Center, Jersey City, NJ;

Newark Beth Israel Medical Center and Children's Hospital of NJ, Newark NJ; RWJ University Hospital New Brunswick, New Brunswick, NJ; RWJ University Hospital Children's Specialized Hospital, New Brunswick, NJ; RWJ University Hospital Rahway, Rahway, NJ; Saint Barnabas Medical Center, Livingston, NJ.

Community Day of Giving

- New this year, some of the players, their significant others and Devils alumni went to local schools/community centers to spread holiday joy throughout the community. The players purchased gifts for each student in the classroom with an item from their wish list.
 - Schools/Community Centers in Newark, NJ are: La Casa de Don Pedro; Brighter's Tomorrow's Children Academy; Newark Day Center; Urban League Child Care Center

Hockey Fights Cancer

- As part of the NHL-wide initiative to raise money and awareness for cancer research, the Devils help raise money to help support local cancer patients and their charitable organizations. A portion of the proceeds from the sale are donated to Hockey Fights Cancer. Wives and girlfriends are stationed on the main concourse accepting donations through t-shirt sales and mystery pucks sales to raise money for cancer.
- Hockey Fights Cancer is a joint initiative founded in December 1998 by the National Hockey League (NHL) and the National Hockey League Players' Association (NHLPA) to raise money and awareness for hockey's most important fight. It is supported by NHL Member Clubs, NHL Alumni, the NHL Official's Association, Professional Hockey Trainers and Equipment Managers, corporate marketing partners, broadcast partners and fans throughout North America. The goal of HFC is to raise money and awareness for national and local organizations involved in cancer care and research.
- The Devils hosted Hockey Fights Cancer Night at Prudential Center on Friday, November 24th. Devils' executives, coaches and broadcasters wore HFC lavender ties, while HFC-themed merchandise was available for sale, including ties, hats, and scarves to help increase awareness for the program.
- To date, HFC has raised more than \$15 million via the National Hockey League's United States and Canadian charitable foundations.
- For 2017-18 season, the Devils wore lavender warm up jerseys and taped their sticks with lavender tape that were auctioned off. Wives and girlfriends sold mystery pucks and t-shirts that sold out on the concourse quickly! Total funds raised were over \$57,123.78.
- Brian Boyle and his family dropped the ceremonial puck and \$28,561.89 of the proceeds raised were donated to the Boston Children's Hospital in the Boyle's honor.

Community Drives

- The New Jersey Devils host winter coat, toy, and canned food drives at home games during the regular season every year. All donated items are given to select local community partners that the Devils work with throughout the season. Devils' game night drives are successful for one reason – we receive tremendous support from our fans.
- At each of our drives, wives/girlfriends of the

Devils' players are on hand to assist in the collections at each of Prudential Center's entrances. For approximately four weeks prior to the events, each drive is promoted through press releases, MSG+, Devils Radio broadcasts, as well as scoreboard and public address announcements, to raise the public's awareness of each drive as well as each organization involved.

- Last season the following was collected:
 - Coat Drive: 3,000 coats collected and distributed
 - Toy Drive: 7,100 toys collected and distributed
 - Canned Food Drive: 100,000 pounds of food totaling 75,000 meals collected and distributed

Covenant House Sleep Out

- Devils teamed up with the Covenant House to hold first-ever Sleep Out for Homeless Youth at Prudential Center's Championship Plaza on Saturday, March 24. \$141,600 was raised for the first ever sleep out with funds going back to the Covenant House.
- Devils forward, Miles Wood, donated two pairs of new balance shoes for each child in the Covenant House New Jersey. The Covenant House New Jersey provides food, shelter, immediate crisis care, and essential services such as education and job training to homeless youth in seven cities across New Jersey. When you sleep out, you help keep the lights on and doors open for the thousands of kids who seek a way off the streets each year.

Future Goals Hockey Scholar Program and STEM Day

- The New Jersey Devils hosted over 400 local students and parents at Prudential Center for STEM Day 2018 celebrating Future Goals, their education partnership with the National Hockey League Players' Association (NHLPA) and the National Hockey League (NHL®). The partnership focuses on teaching STEM skills through the game of hockey inside area classrooms. Prior to the Devils game, students from around the area participated in STEM Day, an opportunity for students and parents to explore the connection between science, technology, engineering, math and hockey. Activities allowed students to measure the curve of a stick, estimate area of the ice, judge angles during a shot on goal and test friction of a puck on ice.

NJs Healthy Hat Trick School Assembly Program

- **NJ DEVILS HEALTHY HAT TRICK** is a school based assembly program geared towards elementary & middle school students throughout the state of New Jersey which teaches the importance of maintaining an active and healthy lifestyle. Presented by our energetic and educational host, Goldin Martinez of "Get Focused" and performed by NJ Devil, official mascot of the New Jersey Devils, the duo enlighten and entertain students through a fun and interactive experience about the importance of: Healthy food choices, Physical fitness and the FUNDamentals of hockey.

COMMUNITY HONOREES

Prudential Heroes Among Us

- Prudential Center and the Devils proudly support the many heroes among us. In partnership with Prudential, the Devils highlight

a hero during every home game of the season. The New Jersey Devils are proud to honor local first responders and military personnel through the Prudential Heroes Among Us program. Last season, the team honored 96 year old World War II veteran, John Beatrice, who was awarded the Asian Pacific Campaign Medal, World War II Victory medal, and the Good Conduct medal for his service.

Walmart Community Playmaker

- Walmart and the New Jersey Devils teamed up in an initiative to recognize and honor exceptional youth hockey players that have made a positive impact on our community. This Community Playmaker program is simply about giving thanks. Giving thanks and recognizing those members in our community who are dedicated to improving the lives of others and being a force for good. For the last home game of the New Jersey Devils regular season, during Fan Appreciation Night, Walmart invited back all 16 Walmart Community Playmakers with one guest to come together and celebrate each other's commitment to the positive impact each one of them has had and will continue to have on their communities. This experience allows the playmakers to network and share one another's stories of the great things they've been able to accomplish off of the ice.

CareOne Hockey Mom

- CareOne and the New Jersey Devils teamed up to honor Hockey Moms throughout the season. Hockey Moms that are nominated are moms that go above and beyond for their children who play hockey and the hockey community overall. Winners received a VIP experience at a Devils home game. This past season, the Devils honored 7 moms.

ALUMNI

Alumni Association

- The Devils Alumni Association was formed to bring together former Devils' players for enjoyable civic activities, charitable fund-raisers and charity/community service programs, and to develop means to help promote amateur hockey. Each year, Devils' alumni makes visits throughout the community on behalf of the team. This season, former Devils Ken Daneyko, Bruce Driver, Grant Marshall, Bryce Salvador and Colin White made over 100 appearances throughout the state of New Jersey. These include trips to local businesses, schools, hospitals, youth centers, and sports banquets.

Scholarships

- Among the association's charitable endeavors, four (4) \$2,500 scholarships are provided annually to deserving high school senior hockey players. The purpose of this program is to assist in their education at the college or university of their choice. Winners are nominated by their athletic director or coach and complied with scholarship rules, which included the following criteria: through their most recent grading period, the applicant must have attained a high school cumulative grade-point average of 2.5 (on a 4.0 grading system) or equivalent grade if the student's school uses a different grading system. Additionally, the applicant must have shown a commitment to volunteer work and community service through continued participation in a variety of projects or community organizations. Community activities should reflect that the applicant is unselfishly "giving back" to society and that

the applicant is motivated to serve. Each winner must be accepted for admission on a full-time matriculating basis to a two-or four-year academic program at an accredited post-secondary educational institution. This marked the 14th year of the alumni association's scholarship program.

- The recipients of this year's scholarships were Charles Aborisade, Keegan Heher, Michael Lojewski, and Tommy Stuppi.

NJ HOCKEY

Youth Hockey Development

Learn to Play/Try Hockey for Free

- Through the Devils' Grassroots Department, the organization has partnered with more than 20 local hockey rinks throughout the metropolitan area. The Devils' alumni perform one-hour on ice clinics at local rink partners. Ken Daneyko, Bruce Driver, Grant Marshall, Bryce Salvador and Colin White travel to local rinks and teach children various drills and techniques to better their hockey skills.

Devils Youth Hockey Camps & Clinics

- The New Jersey Devils Youth Hockey Club is committed to creating an atmosphere fostering player self-confidence, developing high self-esteem, and building strong character. All of the programs, regardless of level, are structured to provide players with the latitude for personal growth that enables each participant to reach his or her maximum potential as an individual and help to prepare him or her to succeed in life's competitive environment. The cornerstone and driving principle of this organization is the commitment to youth.

Youth Hockey Shootout Challenge presented by RWJBarnabas Health

- Each season, the New Jersey Devils host a Youth Hockey Shootout Challenge for participants 10 & under in partnership with RWJBarnabas Health, local rink partners and USA Hockey certified organizations. The last standing shooter and goaltender combination representing their New Jersey youth hockey club will earn themselves a once in a lifetime trip to NHL All-Star Weekend to compete in the NHL's Mini 1 on 1 competition and tickets to both the NHL All-Star Skills Competition and Game courtesy of the New Jersey Devils and RWJBarnabas Health

World Girls Ice Hockey Weekend

- USA Hockey hosted a clinic for 53 girls from all around the state of New Jersey at Prudential Center with the mindset of building awareness, celebrating current players and growing participation for girl's hockey as part of the seventh annual IIHF Girls Hockey Weekend Oct. 7-8, 2017. The New Jersey celebration consisted of an on-ice training session for players ages 5 to 16 and also going to the Devils home opener (the Devils provided free tickets) against the Avalanche. There were 53 girls on the ice and a select few were able to give the Devils high fives as they came through the tunnel on the ice. The National Women's Hockey League team, the Metropolitan Riveters, also played a major role in the clinic – they got to meet the Riveters team, who also hosted the one-hour ADM-based practice and followed the practice with a question and answer session.

Rink Partners

- Through the New Jersey Devils Grassroots Department, the Devils have partnered with more than 30 local hockey rinks throughout the metropolitan area. With these partnerships, the team provides on-ice clinics, roller hockey clinics, in-arena banners, dasher board signs, mascot appearances, email blasts, Devils alumni appearances and Devils contests. The Devils also provide exposure to these rinks through email blasts, newjerseydevils.com, and the Devils Media Guide. In addition, rinks will have concourse displays in Prudential Center during selected Devils home games.

Street Devils

- Street Devils was established in 1997 in partnership with the NHL to make hockey more accessible to New Jersey children and to provide local communities with a youth sports program that promotes education, sportsmanship and fitness through participation in hockey. The program has seen over 75,000 children participate over the past 21 years. Devils alumni clinics have helped its reach – over 125 organizations have participated in the program since its inception.

DIVERSITY INITIATIVES

Hockey in New Jersey

- As part of the NHL's *Hockey is for Everyone* initiative, *Hockey in New Jersey* partners with the New Jersey Devils and is a non-profit organization committed to offering the game of hockey to New Jersey Youth, regardless of their backgrounds or abilities free of cost. Hockey in New Jersey inspires youth to develop life skills, succeed academically and create positive relationships through the sport of hockey. With locations in Englewood, Jersey City, and Newark, HNJ has over 700 current participants to date and expects over 1,000 for the 2017-18 season.

Community Learn to Skate Program

- Throughout each season, the New Jersey Devils invite local community groups or charity organizations to learn how to ice skate at RWJBarnabas Health Hockey House, the official practice facility of the New Jersey Devils. This program is completely free of charge and the Devils provide hockey helmets, skates, gloves and skating instruction for all participants.

Hockey is For Everyone

- In support of their longstanding commitment to diversity and inclusion in hockey, the National Hockey League (NHL), the League's Member Clubs and the National Hockey League Players' Association (NHLPA) will spotlight a variety of community-related initiatives for *Hockey is for Everyone* month. The Devils auctioned off game used pride taped warm up sticks and sold pride night t-shirts on the concourse for the second year in a row. The total sales grossed for the night this past season came to \$18,932.

HIGH SCHOOL HOCKEY

Captains' Night presented by RWJBarnabas Health

- Only a few hockey players receive the honor of a "C" on their jerseys, marking them as captains. The New Jersey Devils and Prudential Center honored the Garden State's high school captains on Saturday, October 28th to celebrate the start of the 2017-18 NJSIAA ice hockey season. Devils Alumni, Bruce Driver and

Ken Daneyko teamed up with RWJBarnabas Health emphasizing the importance of leadership as the Devils honor high school hockey captains.

Players of the Month presented by RWJBarnabas Health

- The Devils continue to honor top student-athletes throughout the state of New Jersey with its High School *Player of the Month* program. Each month from December through February, seven high school hockey players from different conferences are selected as recipients of the award in partnership with RWJBarnabas Health. Award winners and their guests receive tickets to a Devils' game, a plaque presented by a Devils' player, and dinner, compliments of the Devils. This year will mark the 26th season that the Devils will honor high school student-athletes.

Top 5 High School Hockey Goals of the Month presented by Jersey Sports Zone

- The New Jersey Devils teamed up with Jersey Sports Zone to present the Top 5 High School Hockey Goals of the Month from December to March. Each month's goal scorers received tickets to a Devils game, a pre-game meet and greet with a Devils player and saw their highlights played on the in-arena scoreboard during the game.

NJSIAA Ice Hockey State Championships presented by RWJBarnabas Health

- For the 11th straight season, the New Jersey Devils hosted the state finals at Prudential Center in Newark as the Devils are a long time sponsor of the ice hockey championship. In conjunction with the New Jersey State Interscholastic Athletic Association (NJSIAA) and Barnabas Health, the 2018 High School Ice Hockey State Championships took place on Sunday, March 4th at Prudential Center with three games - Non-Public Final, Public B Championship, and the Public A Championship. 2018 marks the 20th year that the New Jersey Devils hosted the high school championships, which have featured a number of current NHL players, including Devils forward Kyle Palmieri, who participated in 2007 as a sophomore with St. Peter's Prep of Jersey City.

Dr. John J. McMullen Service to New Jersey Hockey Award

- As part of the club's commitment to youth hockey in New Jersey, the Devils hosted a night of celebration honoring grassroots and amateur hockey in the Garden State. On Thursday, January 18th, the team welcomed the Atlantic Amateur Hockey Association (AAHA) and the PeeWee Team heading to the 59th Annual Quebec Invitational Hockey Tournament next month while resurrecting the Dr. John J. McMullen Service to Hockey Award and honoring three new recipients: Richard Foster, Dan May and James Plunkett. Before the game, the PeeWee Team that will represent New Jersey at *les Tournoi International de Hockey Pee-Wee de Quebec*, met with Devils alumni Bruce Driver and Colin White as well as representatives from JAG Physical Therapy and RWJBarnabas Health in the Devils' locker room to talk the finer points of the greatest game on ice. Boys and girls, age 11 and 12, were treated to an on-ice presentation during The National Anthem before the Devils took a moment to recognize Foster, May and Plunkett at the prestigious McMullen Ring of Honor.

AC Joint: Acromioclavicular joint, joint of the shoulder where acromion process (tip of the scapula) and the distal end of the clavicle meet; most shoulder separations occur at this point.

Adhesion: Abnormal adherence of collagen fibers to surrounding structures during immobilization following trauma or as a complication of surgery which restricts normal elasticity of the structures involved.

Aerobic: Exercise in which energy needed is supplied by oxygen inspired; required for sustained periods of hard work and vigorous exercise.

Anaerobic: Exercise without the use of oxygen as an energy source; short bursts of vigorous exercise.

Anterior Cruciate Ligament (ACL): Ligament of knee attaching the anterior tibial plateau and the posterior medial aspect of femoral condyle. It provides stability in keeping the lower leg from coming forward.

Anterior Talofibular Ligament: A ligament of the ankle that connects the fibula (lateral ankle bone) to the talus (dome-like bone of the foot). This is the most common ankle ligament sprain.

Anti-Inflammatory: Any agent which prevents inflammation (such as aspirin or ibuprofen).

Arthroscope: An instrument used for visualization of the interior of a joint cavity; sometimes referred to as "scope".

Arthroscopy: Examination of the internal structures of a joint by means of a surgical viewing apparatus (arthroscope) inserted into the joint.

Atrophy: To shrivel or shrink from disuse, as in muscular atrophy.

Bone scan: "Radionuclide Imaging," which is useful to demonstrate stress fractures not evident on routine x-rays.

Brachial Plexus: Network of nerves originating from the cervical vertebrae and running down into the arms.

Bursa: A fluid-filled sac that is located in areas where friction occurs most; its purpose is to minimize any friction in these areas (for example, between a tendon and a bone).

Cartilage: Smooth, slippery material covering the (articular) ends of bones allowing contact of the joint surfaces. The substance that degenerates with age or trauma and leads to arthritis.

CAT Scan: Use of a computer to produce a cross sectional view of the anatomical part being investigated by x-ray data.

Cervical Vertebrae: Group of seven vertebrae located in the neck.

Charley Horse: A bruise to the quadriceps resulting from a direct blow to the front of the thigh, characterized by intramuscular bleeding. No other injury should be called a charley horse.

Chondromalacia: A roughening of the cartilage surface. Best known for the softening of the underside of the knee cap.

Clavicle: Collar bone; the bone connecting the breastbone with the shoulder blade.

Coccyx: The "tail bone", a group of four vertebrae that are fused together to form a small triangular bone, located at the terminal end of the spine.

Concussion: Jarring injury of the brain resulting in dysfunction. Can be graded as mild, moderate or severe depending on loss of consciousness, amnesia and loss of equilibrium.

Contusion: An injury to the muscles and tissues caused by a blow from a blunt object.

Cryotherapy: A treatment with the use of cold.

Deltoid Muscle: Muscle at the top of the arm, just below the shoulder, responsible for shoulder motions to the front, side, and back.

Disc, Intervertebral: A flat, round-like, plate structure between each vertebrae of the spine. The disc consists of a thick fiber ring which surrounds a soft gel-like interior. It functions as a cushion and shock absorber for the spinal column.

Dislocation: Complete displacement of the joint surfaces.

Electrical Galvanic Stimulation (EGS): An electrical therapeutic modality that sends a current to the body at select voltages and frequencies in order to stimulate pain receptors, disperse edema, or neutralize muscle spasms among other functional applications.

Epicondylitis: Inflammation in the elbow due to overuse of either the flexor or extensor muscles attaching to the medial or lateral epicondyle of the humerus.

Fat Percentage: The amount of body weight that is adipose, fat tissue. Fat percentage can be calculated by underwater weighing, measuring select skinfold thickness or by analyzing electrical impedance.

Fibula: The smaller of the two bones in the lower leg; runs from the knee to the ankle along the outside of the lower leg.

Fracture: Breach in the continuity of a bone. Types of fractures include simple, compound, comminuted, greenstick, incomplete, impacted, longitudinal, oblique, stress or transverse.

Grade One Injury: A mild injury in which ligament, tendon, or other musculoskeletal tissue may have been stretched or confused, but not torn or otherwise disrupted.

Grade Two Injury: A moderate injury when musculoskeletal tissue has been partially, but not totally, torn which causes appreciable limitation in function of the injured tissue.

Grade Three Injury: A severe injury in which tissue has been significantly, and in some cases totally, torn or otherwise disrupted causing a virtual total loss of function.

Groin: Junction of the thigh and abdomen; location of muscles that rotate, flex and abduct the hip.

Hamstring: Muscle running from the buttocks to behind the knee. Often injured as a result of improper conditioning or lack of muscle flexibility. Responsible for flexing the knee joint.

Hematoma: A tumor-like mass produced by an accumulation of coagulated blood in a cavity.

Hip Pointer: Contusion to the iliac crest and rectus femoris muscle of the quadriceps.

Hydrotherapy: Treatment using water.

Hyperextension: Extreme extension, or straightening, of a limb or body part.

Inflammation: The body's natural response to injury in which the injury site might cause pain and display various degrees of swelling, heat, redness and/or loss of function.

Internal fixation: A surgical procedure to repair fractures that are unstable and require the use of screws, plates or internal metal rods.

Isometric (static) Contraction: A muscle contraction in which tension is developed but no mechanical work is done. There is no appreciable joint movement and the overall length of the muscle remains the same.

Lateral Collateral Ligament (LCL): Ligament of the knee attaching the lateral femoral condyle to the fibula head. It provides lateral stability to the joint.

Ligament: Band of fibrous tissue that connects bone to bone or bone to cartilage and supports and strengthens joints.

Ligament Reconstruction: Surgical procedure to recreate an irreparable ligament using a tendon or ligament graft from another site or cadaver.

Lumbar Vertebrae: Five vertebrae of the lower back that articulate with the sacrum to form the lumbosacral joint.

Magnetic Resonance Imaging (MRI): Provides highly detailed pictures of the body's interior, using highly magnetic fields. Does not require radiation and is very useful in the diagnosis of soft tissue, disc and meniscus injuries.

Medial Collateral Ligament (MCL): Ligament of the knee attaching the medial femoral condyle to the medial tibia. It provides medial stability to the knee.

Meniscus: Crescent shaped soft cartilage usually pertaining to the knee joint that acts as a shock absorber, assists in lubrication and adds joint stability.

Metacarpals: Five long bones of the hand, joining the fingers to the wrist.

Metatarsals: Five long bones of the foot, running from the ankle to the toes.

Orthotic: Any device applied to or around the body in the care of a physical impairment or disability, commonly used to control foot mechanics.

Patella: The kneecap. Functions to protect the distal end of the femur as well as increase the mechanical advantage and force generating capacities of the quadriceps muscle group.

Patella Tendinitis: Inflammation of the patella tendon; also known as "jumpers knee".

Posterior Cruciate Ligament (PCL): Ligament of the knee attaching the posterior tibial plateau to the anterior lateral aspect of the femoral condyle. It provides stability in keeping the lower leg from going backward.

Quadriceps (Quads): The four powerful muscles in the front of the thigh, responsible for extending the knee joint.

Radius: Forearm bone on the thumb side.

Rotator Cuff: Comprised of four muscles in the shoulder area: supraspinatus (most commonly injured), infraspinatus, teres minor and subscapularis. Often irritated by overuse.

Sacroiliac: Relating to the juncture of the hip bone and lower part of the spine.

Sciatic Nerve: Largest nerve in the body located in the back of the leg which controls most of its function.

Spondylosis: Abnormal vertebral fixation or immobility.

Sprain: A joint injury. A violent twisting, stretching, pulling or tearing of a ligament.

Strain: A muscle injury. The stretching, pulling or twisting of a muscle or tendon.

Stress Fracture: A hair-line type of break in a bone caused by overuse.

Subluxation: Partial dislocation of a joint. The term usually implies that the joint can return to normal position without formal reduction.

Temporomandibular Joint (TMJ): The articulation of the jaw and skull.

Tendinitis: Inflammation of the tendon and/or tendon sheath, often caused by chronic overuse and/or sudden injury.

Tendon: Fibrous tissue that connects muscles to bone.

Tibia: Larger of the two bones of the lower leg and is the weight-bearing bone of the shin.

Transcutaneous Electrical Nerve Stimulator (TENS): An electrical modality that sends a mild current through pads at the injury site which stimulates the brain to release the natural analgesic endorphin.

Triceps: Muscle of the posterior upper arm, opposite the biceps, that extends the elbow.

Ulna: One of two bones in the forearm; extends from point of elbow and is found on the outer (little finger) side.

Ulna Nerve: Nerve in the elbow commonly irritated from excessive throwing or repeated trauma.

Ultrasound: An electrical modality that transmits a sound wave through an applicator into the skin to the soft tissue in order to heat the local area for relaxing the injured tissue and/or dispersing an edema.

"Wind Knocked Out": Syndrome describing a contraction of the abdominal nerve trunk, the solar plexus, as a result of an abdominal contusion.

ASSIST: An assist is awarded to the player or players (maximum of two) who touched the puck prior to the goal, provided no defender plays or possesses the puck in between.

GAME PLAYED: A player receives credit for playing in a game if: i) he steps on the ice during time played or; ii) serves any penalty.

GAME-WINNING GOAL: After the final score has been determined, the goal which leaves the winning club one goal ahead of its opponent is the game-winning goal (example: if Team A beats Team B 8-3, the player scoring the fourth goal for Team A receives credit for the game-winning goal).

GOAL: A goal is awarded to the last player on the scoring club to touch the puck prior to the puck entering the net.

GOALS-AGAINST AVERAGE: Multiply goals allowed (GA) by 60 and divide by minutes played (MINS).

GOALTENDER: A goaltender receives a "W" for a win in regulation, overtime or shootout; an "L" for a loss in regulation; or an "OT" for a loss in overtime or shootout.

PENALTY-KILLING PERCENTAGE: Subtract total number of power-play goals allowed from total number of shorthanded situations to get total number of power-plays killed. Divide the total number of power-plays killed by the total number of shorthanded situations.

PLUS-MINUS: A player receives a "plus" if he is on the ice when his club scores an even-strength or shorthand goal. He receives a "minus" if he is on the ice for an even-strength or shorthand goal scored by the opposing club. The difference in these numbers is considered the player's plus-minus statistic.

POWER-PLAY GOAL: A goal scored by a club while it has a manpower advantage due to an opponent's penalty. Following are some examples of what is and is not considered a power-play goal:

- if a club has an advantage on a minor penalty starting at 2:02 of the period and it scores at 4:02, the goal is not a power-play goal.
- if a club scores on a delayed penalty, the goal is not a power-play goal.
- if a club has an advantage due to a five-minute major or match penalty, that club is always credited with having one more advantage than the number of power-play goals it scores during that advantage, because the penalty does not expire. A new advantage begins after each power-play goal. For example, if Team A scores three goals during a major penalty, it is credited with four advantages.
- if a club is on a power-play for any length of time, it is considered to have had an advantage.
- if a minor penalty is incurred by a club on a power-play due to a major penalty, a new advantage is given to that club when its minor penalty expires, provided the opponent's major penalty is still in effect.

POWER-PLAY PERCENTAGE: Total number of power-play goals divided by total number of power-play opportunities.

SAVE PERCENTAGE: Subtract goals allowed (GA) from shots against (SA) to determine saves. Then divide saves by shots-against.

SHOOTING PERCENTAGE: Divide the number of goals scored by the number of shots taken.

SHORTHAND GOAL: A goal scored by a club while it is at a manpower disadvantage. The same cases apply for shorthand as for power-play goals, but in the opposite manner.

SHOT ON GOAL: If a player shoots the puck with the intention of scoring and if that shot would have gone in the net had the goaltender not stopped it, the shot is recorded as a "shot on goal."

SHUTOUT: If two goaltenders combine for a shutout, neither receives credit for the shutout. Instead it is recorded as a club shutout.

TENTHS OF A SECOND: If a penalty or goal occurs in the last minute, the time is rounded off to the previous second (ex: if a penalty is called with 12.4 seconds left in a period, the time is indicated as 19:47 and not 19:48.)

COACHES RECORD: A coach receives a "W" for a win in regulation, overtime or shootout; an "L" for a loss in regulation; or an "OT" for a loss in overtime or shootout.

** NOTE: No individual skater/goaltender statistics apply for the shootout.

ABOUT THE NHL

The National Hockey League (NHL®), founded in 1917, consists of 31 Member Clubs and proudly welcomes its 32nd franchise, the Seattle Kraken™, for the 2021-22 season. Each team roster reflects the League's international makeup with players from more than 20 countries represented, all vying for the most cherished and historic trophy in professional sports – the Stanley Cup®. Every year, the NHL entertains more than 670 million fans in-arena and through its partners on national television and radio; more than 151 million followers - league, team and player accounts combined - across Facebook, Twitter, Instagram, Snapchat and YouTube; and more than 100 million fans online at NHL.com. The League broadcasts games in more than 160 countries and territories through its rightsholders including NBC/NBCSN and the NHL Network™ in the U.S., Sportsnet and TVA in Canada, Viaplay in the Nordic Region and CCTV and Tencent in China. The NHL reaches fans worldwide with games available online in every country including via its live and on-demand streaming service NHL.TV™. Fans are engaged across the League's digital assets on mobile devices via the free NHL® App; across nine social media platforms; on SiriusXM NHL Network Radio™; and on NHL.com, available in eight languages and featuring unprecedented access to player and team statistics as well as every regular-season and playoff game box score dating back to the League's inception, powered by SAP. The NHL is committed to building healthy and vibrant communities through the sport of hockey by increasing youth participation and engagement; fostering positive family experiences; promoting inclusion, positive culture and leadership; and supporting sustainable community impact.

BILL SPAULDING — MSG PLAY-BY-PLAY

On August 11, 2022, MSG Networks announced Spaulding as the Devils new play-by-play announcer. He replaced Emmy Award-winning announcer Steve Cangialosi, who stepped down earlier in 2022 after 11 seasons in the booth. Spaulding most recently served as a play-by-play broadcaster for college hockey on NBC Sports and college football on ESPN. While at NBC Sports, he also worked on four Olympic Games and two Paralympic Games, covering events such as track and field, speed skating, ski jumping and more. The versatile broadcaster has covered hockey and a wide range of other sports at the collegiate level, which has included roles at Harvard University, Boston College and Northeastern University. Throughout his career, Spaulding has provided play-by-play for various USA Track & Field events across the United States as well. Spaulding, 30, is a graduate of the S.I. Newhouse School of Communications at Syracuse University and grew up in Horseheads, New York. He was the winner of the prestigious Jim Nantz Award in 2012, which is presented to the nation's most outstanding collegiate sports broadcaster by the Sportscasters Talent Agency of America (STAA).

KEN DANEYKO — MSG COLOR COMMENTATOR

Is in his seventh season as the color commentator for Devils' television broadcasts on MSG Networks...From 2006-2014, served as a hockey analyst for the New Jersey Devils on MSG Plus and on MSG's comprehensive weekly show *Hockey Night Live*...Has served in various roles for NHL Network including as an analyst on *NHL Tonight* and *NHL Live*...Spent all of his 20 NHL seasons as a defenseman with New Jersey from 1983-84 through 2002-03...Was drafted by the Devils in 1982, in the team's first-ever draft (1st round, 18th overall)...Is the club's all-time leader in games played in a career (1,458), the regular season (1,283), single-season (84), as well as tops in penalty minutes in the regular-season (2,519) and playoffs (296)...At the time of his retirement, also led the club in playoff appearances (175) and consecutive regular-season games-played (388), both since surpassed...Closed out his career with 36 goals, 142 assists for 178 points in the regular-season; added five goals and 17 assists for 22 points with 296 penalty minutes in the playoffs...One of five Devils (M. Brodeur, S. Brylin, S. Niedermayer & S. Stevens) to win three Stanley Cups during his time with New Jersey – 1995, 2000 and 2003...Sweater no. 3 was retired by the organization on March 24, 2006 – the second Devil to receive that honor (Stevens, no. 4)...Recipient of the National Hockey League's 2000 Bill Masterton Trophy for perseverance, sportsmanship, and dedication to hockey as selected by the Professional Hockey Writers Association...Won the club's *Unsung Hero* Award in 1986 and the *Good Guy* Award in 1989...In 2009, participated in the inaugural season of the Canadian Broadcasting Corporation's reality show *Battle of the Blades*...A member of the Devils' Alumni Association since 2003; participates in on-ice clinics, *Read Across America*, hospital visits, alumni charity ice hockey games, *School Assembly Program*, corporate events and the *Street Devils™* street hockey program...An ardent supporter of many New Jersey area charities, making appearances, posing for photo shoots and participating in golf outings and fundraising events...Spent parts of two seasons with New Jersey's AHL affiliate in Maine...Played junior hockey in the WHL with Great Falls, Spokane, Seattle and Kamloops...Born April 17, 1964 in Edmonton, Alta...Married, wife's name is Margaret...Ken has two grown children, daughter Taylor Lyn and son, Shane.

DEVILS' TELEVISION INFORMATION

For the 36th consecutive season, MSG Networks provides local television coverage of most New Jersey Devils games. The team's local broadcast schedule includes games over MSG Plus, MSGSN and MSG. Both home and road broadcasts include half-hour pre- and post-game shows devoted exclusively to the team. During home games, fans can see *Devils Game Night* and the *Devils Postgame Show* anchored from Prudential Center's restaurant, located on Suite Level 1. MSG Networks will continue to broadcast the team's games through the 2023-24 season.

MATT LOUGHLIN — DEVILS HOCKEY NETWORK DIGITAL/RADIO DIGITAL RADIO PLAY-BY-PLAY



Entering his 18th season as the radio play-by-play voice of the New Jersey Devils for radio and the club's digital network; named to post August 1, 2006...Was named the National Sportscasters and Sportswriters Association's 2014 New Jersey Sportscaster of the Year...Previously served as a pre-and post-game host for FOX Sports Net New York's Devils' television coverage (1997-2006)...Has also served as the television play-by-play announcer for selected Devils' games...Hosts podcasts and contributes content to newjerseydevils.com and nhl.com; serves a team ambassador for sales and corporate events...Participated in VERSUS' coverage of 2011 IIHF Ice Hockey World Championships...Pre- and post-game host for New York Mets games, as well as play-by-play announcer for selected games over both MSG Network and FSN NY (1996-2005)...Was part of the production team that won a New York Emmy Award for *Outstanding Sports Programming* for *Mets on Deck* during the 1998-99 season...

Co-hosted re-launch of *Kiner's Korner* on FSN NY (1999)...Served as anchor and host for NBA TV on numerous flagship programs, including *NBA TV Daily* and *The Insiders* (2006-08)...Covered the NBA Draft and WNBA All-Star Game festivities prior to the network's move to Atlanta...Began his SportsChannel New York/FSN career in 1989 as announcer/reporter for Hofstra University's football and lacrosse telecasts...Hosted the New Jersey Nets pre- and post-game shows, as well as a limited number of NY Islanders games...Trackside reporter for *Summer Racing* at Yonkers Raceway (1993-95)...Play-by-play announcer for the New Jersey Rockin' Rollers professional roller hockey league team and New Jersey Red Dogs of the Arena Football League...Worked as sports anchor at 1010 WINS-AM Radio...Began his broadcasting career as a news reporter at WCTC-AM in New Brunswick, NJ...Was sports director at Suburban Cablevision in New Jersey...The network received six national CableACE Awards, including three for Overall Sports Coverage, during his 12 years as sports director...Participates in Devils' community outreach events including *Read Across America* and *School Assembly Program* serves as emcee for various Devils' fan and corporate events...Graduate of Seton Hall University, with a B.S. degree in marketing...Matt and his wife, Maggie, reside in Westfield, NJ, and are the proud parents of three sons: Matthew, Conor and Liam...Became a Grandfather of Finn over the summer of 2022.

GLENN "CHICO" RESCH — DEVILS HOCKEY NETWORK DIGITAL/RADIO COLOR/ TEAM AMBASSADOR



Named as team's radio/digital color commentator and Team Ambassador, October 5, 2017; lends his time to team, corporate and community events, helping the club's outreach...Previously connected to the organization when he spent 17 seasons as the color commentator for all Devils' television broadcasts on MSG Networks; retired from the broadcast booth on April 13, 2014 to return home to Minnesota...Honored during *Chico Resch Night*, October 24, 2015...veteran of 14 NHL seasons, "Chico" appeared in 571 games for NY Islanders, Colorado Rockies, Devils and Philadelphia from 1973-74 to 1986-87...Compiled 231 wins, 224 losses, 82 ties, 26 shutouts and a 3.27 goals-against average in his NHL career...Was a member of NY Islanders 1979-80 Stanley Cup Championship team...Made franchise shift from Colorado to

New Jersey in 1982-83 season, immediately became a Meadowlands' favorite...Spent four seasons (1992-93 to 1995-96) with the Ottawa Senators organization as goaltending coach and scout, including time spent behind the bench in 1995-96...Other post-playing experience includes time spent as goaltending coach with the Flyers (1987-88), television analyst (1988-90) and goaltending coach and scout with the Minnesota North Stars (1990-91) and general manager/coach of the WHL's Tri-City Americans (1991-92)...Co-authored *Tales From the Devils Ice*, 2007...Has traveled to the Czech Republic and Slovakia during the summers to teach goaltending to youth groups; also hosts local camps involving Devils' players and alumni...Is involved with Hockey Ministries International where he hosts Christian Hockey Camps...Turned 70 years old this past July, a native of Moose Jaw, Sask...Married, wife's name is Diane...The Resch's have one daughter, Holly...Resides in Brainerd and Emily, MN during the off-season.





September 2021

- 15-Oct. 15 NHL Celebrates Hispanic Heritage Month
- 21 NHL Board of Governors Meeting (virtual)
- 22 Training camps open
- 25-Oct. 9 NHL Preseason Games

October 2021

- 3 *Kraft Hockeyville™* USA 2020: Arizona Coyotes vs. Dallas Stars (El Paso County Events Center, El Paso, Tex.)
- 11 Deadline for teams to submit opening-day rosters (5 p.m. ET)
- 12 Opening night of 2021-22 NHL regular season (2 games)
- 12 **Tampa Bay Lightning** raise Stanley Cup banner (vs. Pittsburgh Penguins)
- 12 NHL's 32nd franchise, the Seattle Kraken play first regular season game (vs. Vegas Golden Knights at T-Mobile Arena)
- 12 **ESPN / ESPN+** Inaugural Broadcast: Pittsburgh Penguins at Tampa Bay Lightning & Seattle Kraken at Vegas Golden Knights
- 13 **NHL on TNT** Inaugural Broadcast: New York Rangers at Washington Capitals & Chicago Blackhawks at Colorado Avalanche
- 23 Seattle Kraken play first home game at Climate Pledge Arena (vs. Vancouver Canucks)

November 2021

- 1-30 *Hockey Fights Cancer* Awareness Month
- 12-15 Hockey Hall of Fame Induction Weekend (Toronto, Ont.) - Class of 2020 Inductees: **Jarome Iginla, Marian Hossa, Kevin Lowe, Doug Wilson, Kim St. Pierre** (Player category); **Ken Holland** (Builder category)
- 12 Hockey Hall of Fame Game: Calgary Flames at Toronto Maple Leafs
- 20 New York Islanders play inaugural game at UBS Arena (vs. Calgary Flames)
- 26 2021 *NHL Thanksgiving Showdown™*: St. Louis Blues at Chicago Blackhawks
- 26 NHL Founders Day (1917)

December 2021

- TBA U.S. Hockey Hall of Fame Induction (Inductees: Stan Fischler, Paul Holmgren, Peter McNab) and Celebration of Lester Patrick (Denver, Colo.)
- 7 Rematch of 2021 NHL Stanley Cup Final: Tampa Bay Lightning vs. Montreal Canadiens at Bell Centre
- 9-10 NHL Board of Governors Meeting (Manalapan, Fla.)
- 20-27 Holiday roster freeze in effect: For all players on an NHL active roster, injured reserve, or with non-roster and injured non-roster status as of 11:59 p.m. (local time) Dec. 19, a roster freeze shall apply through 12:01 a.m. (local time) Dec. 28, with respect to waivers, trades and loans, subject to the exceptions provided for in CBA Article 16.5 (d).
- 24-26 Holiday break (no scheduled practices – dressing rooms closed)
- 26-Jan. 6 2022 IIHF Men's World Junior Championship (Edmonton/Red Deer, Alta.)

January 2022

- 1 2022 *Discover NHL Winter Classic®*: St. Louis Blues at Minnesota Wild (Home of MLB's Minnesota Twins, Target Field, Minneapolis, Minn.)
- 8-15 IIHF Women's Under-18 World Championship (Linköping/Mölby, Swe.)
- Week of 13th NHL Central Scouting Mid-Season Rankings release
- 18 Boston Bruins Retire **Willie O'Ree's** No. 22 (TD Garden, Boston, Mass.)
- 17 USA Hockey's annual All-American Prospects Game (USA Hockey Arena, Plymouth, Mich.)
- 29 *Scotiabank Hockey Day in Canada* (Host city: Owen Sound, Ont.)

February 2022

- 1-28 NHL Celebrates Black History Month
- 3-6 NHL All-Star Break (no games played)
- 3-5 No scheduled practices – dressing rooms closed
- 4 NHL Alumni Awards Luncheon hosted by Scotiabank – Honorees: TBA (Las Vegas, Nev.)
- 4 2022 NHL All-Star Skills™ (T-Mobile Arena, Las Vegas, Nev.)
- 5 2022 Honda NHL All-Star Game (Home of the Vegas Golden Knights, T-Mobile Arena, Las Vegas, Nev.)
- 7-22 NHL season paused: 2022 Beijing Winter Olympics
- 23 NHL regular season resumes
- 26 2022 Navy Federal Credit Union NHL Stadium Series™: Tampa Bay Lightning at Nashville Predators (Home of the NFL's Tennessee Titans, Nissan Stadium, in Nashville, Tenn.)
- 28-Mar. 6 *Hockey Week Across America* (USA Hockey)

March 2022

- 1-31 NHL Celebrates Gender Equality Month
- 13 2022 Tim Hortons NHL Heritage Classic™: Toronto Maple Leafs vs. Buffalo Sabres (Tim Hortons Field, Hamilton, Ont.)
- TBA 2022 NHL Trade Deadline (3 p.m. ET)

April 2022

- 1-30 NHL Celebrates Earth Month
- 7-9 NCAA Frozen Four (TD Garden, Boston, Mass.)
- Week of 18th NHL Central Scouting Final Rankings release
- 21-May 1 IIHF Men's Under-18 World Championship (Germany)
- 29 Last day of 2021-22 regular season (15 games)

May 2022

- 1-31 NHL Celebrates Asian & Pacific Islander Heritage Month
- 13-29 IIHF Men's World Championship (Tampere/Helsinki, Finland)
- 29-June 4 2022 NHL Scouting Combine (LECOM Harborcenter, Buffalo, N.Y.)
- TBA 2022 NHL Draft Lottery

June 2022

- NHL Celebrates Pride Month
- 2-12 2022 CHL Memorial Cup (Saint John, NB)

July 2022

- 7-8 2022 NHL Draft™ (Bell Centre, Montreal, Que.)

August 2022

- TBA IIHF Women's World Championship (Denmark)

ANAHEIM DUCKS

Honda Center
2695 E. Katella Ave.
Anaheim, CA 92806
(714) 940-2900
PR: Alex Gilchrist, Steve Hoem

ARIZONA COYOTES

Mullet Arena
411 S Packard Dr
Tempe, AZ 85281
(623) 772-3200
PR: Rich Nairn, Jeffrey Sanders

BOSTON BRUINS

TD Garden
100 Legends Way
Boston, MA 02114
(617) 624-2327
PR: Matthew Chumura, Heidi Holland

BUFFALO SABRES

KeyBank Center
One Seymour H. Knox III Plaza
Buffalo, NY 14203
(716) 855-4100
PR: Chris Bandura, Ian Ott

CALGARY FLAMES

Scotiabank Saddledome
555 Saddledome Rise S.E.
Calgary, Alta. T2P 3B9
(403) 777-4636
PR: Peter Hanlon, Sean Kelso

CAROLINA HURRICANES

PNC Arena
1400 Edwards Mill Rd.
Raleigh, NC 27607
(919) 467-7825
PR: Mike Sundheim, Pace Sagester

CHICAGO BLACKHAWKS

United Center
1901 West Madison St.
Chicago, IL 60612
(312) 455-7000
PR: Adam Rogowin, John Steinmiller

COLORADO AVALANCHE

Pepsi Center
1000 Chopper Circle
Denver, CO 80204
(303) 405-1100
PR: Jean Martineau,
Brendan McNicholas

COLUMBUS BLUE JACKETS

Nationwide Arena
200 West Nationwide Blvd.
Columbus, OH 43215
(614) 246-4625
PR: Todd Sharrock, Karen Davis

DALLAS STARS

American Airlines Center
2601 Avenue of the Stars
Frisco, TX 75034
(214) 387-5500
PR: Tom Holy, Ben Fromstein,
Joe Calvillo

DETROIT RED WINGS

Little Caesars Arena
2645 Woodward Ave.
Detroit, MI 48226
(313) 394-7000
PR: Todd Beam, Kyle Kujawa

EDMONTON OILERS

Rogers Place
104 Northwest Ave.
Edmonton, Alta. T5J 4Y8
780-414-5483
PR: J.J. Hebert, Shawn May

FLORIDA PANTHERS

BB&T Center
One Panther Pkwy.
Sunrise, FL 33323
(954) 835-7000
PR: Adelyn Biedenbach

LOS ANGELES KINGS

STAPLES Center
555 North Nash St.
El Segundo, CA 90245
(310) 535-4500
PR: Michael Altieri, Jeff Moeller

MINNESOTA WILD

Xcel Energy Center
317 Washington St.
St. Paul, MN 55102
(651) 602-6000
PR: Aaron Sickman

MONTREAL CANADIENS

Bell Centre
1909 Avenue des
Canadiens-de-Montréal
Montreal, Que. H3B 5E8
(514) 932-2582
PR: Donald Beauchamp,
Dominick Sallant

NASHVILLE PREDATORS

Bridgestone Arena
501 Broadway
Nashville, TN 37203
(615) 770-2300
PR: Kevin Wilson, Nick Barnowski

NEW YORK ISLANDERS

Barclays Center
620 Atlantic Ave.
Brooklyn, NY 11217
(917) 618-6100
PR: Kimber Auerbach,
Jesse Eisenberg

NEW YORK RANGERS

Madison Square Garden
Two Pennsylvania Plaza, 26th Fl.
New York, NY 10121
(212) 465-6486
PR: John Rosasco, Ryan Nissan

OTTAWA SENATORS

Canadian Tire Centre
1000 Palladium Dr.
Ottawa, Ont. K2V 1A5
(613) 599-0250
PR: Brian Morris, Chris Moore

PHILADELPHIA FLYERS

Wells Fargo Center
3601 South Broad St.
Philadelphia, PA 19148
(215) 465-4500
PR: Zack Hill, Joe Saville

PITTSBURGH PENGUINS

PPG Paints Arena
1001 Fifth Ave.
Pittsburgh, PA 15219
(412) 642-1300
PR: Tom McMillan,
Jennifer Bullano Ridgley

SAN JOSE SHARKS

SAP Center at San Jose
525 West Santa Clara St.
San Jose, CA 95113
(408) 287-7070
PR: Scott Emmert

SEATTLE KRaken

Climate Pledge Arena
334 1st Ave N
Seattle, WA, 98109
(206) 752-7600
PR: Ben Guerrero

ST. LOUIS BLUES

Scottrade Center
1401 Clark Ave. at Brett Hull Way
St. Louis, MO 63103
(314) 622-2500
PR: Mike Caruso, Rich Jankowski

TAMPA BAY LIGHTNING

Amalie Arena
401 Channelside Dr.
Tampa, FL 33602
(813) 301-6500
PR: Brian Breseman

TORONTO MAPLE LEAFS

Air Canada Centre
50 Bay St., Suite 500
Toronto, Ont. M5J 2L2
(416) 815-5700
PR: Steve Keogh, Scott McNaughton

VANCOUVER CANUCKS

Rogers Arena
800 Griffiths Way
Vancouver, B.C. V6B 6G1
(604) 899-4600
PR: Chris Brumwell, Ben Brown

VEGAS GOLDEN KNIGHTS

T-Mobile Arena
3780 S Las Vegas Blvd.
Las Vegas, NV 89158
(702) 692-1600
PR: Eric Tosi, Sage Sammons

WASHINGTON CAPITALS

Capital One Arena
601 F St. NW
Washington, DC 20004
(202) 266-2200
PR: Sergey Kocharov, Tommy Chalk

WINNIPEG JETS

Bell MTS Place
345 Graham Ave.
Winnipeg, Man. R3C 5S6
(204) 987-7825
PR: Scott Brown, Greger Buer

NEW YORK OFFICE

1 Manhattan West, 395 Ninth Ave.
New York, NY 10001
Phone: (212) 789-2000
Fax: (212) 789-2020/70


TORONTO OFFICE

50 Bay Street, 11th Floor
Toronto, Ont. M5J 2X8
Phone: (416) 359-7900
Fax: (416) 981-2769

MONTREAL OFFICE

1800 McGill College Ave.
Suite 2600
Montreal, Que. H3A 3J6
Phone: (514) 841-9220
Fax: (514) 841-1070

Directory indicates club's mailing address, which may be separate from home arena.



NEW JERSEY DEVILS AND INVESTORS BANK, WE'RE BOTH EXPERTS AT CHECKING.

Get the only checking account made for Devils fans that gives you perks like free ID theft and cell phone protection,* along with exclusive access to Devils events, experiences and more.

investorsbank.com/devils



investorsBank®
Member FDIC



Official Bank of the New Jersey Devils

*Registration required; Refer to Guide to Benefits for complete details of coverage.



**Committed to Newark for more than 140 years,
we continue to see the promise of prosperity.**



Prudential

In 1875, Prudential founder John Dryden chose Newark as the home for an idea that would change America forever: life insurance for everyday families.

Today, we're doing more than ever to champion the aspirations of Newark families. Through partnerships across the city, we're creating avenues for new ideas and technologies to emerge. For businesses, nonprofit organizations and educational institutions to thrive. And to help individuals achieve the promise of prosperity for generations to come.

We began with a sense of purpose that lives on today in our commitment to Newark and communities around the world.

Prudential is a proud partner of the New Jersey Devils.

Visit prudential.com/newark

© 2022 Prudential, the Prudential logo and the Rock symbol are service marks of Prudential Financial, Inc. and its related entities, registered in many jurisdictions worldwide.

1044139-00001-00